

Executive Offices and Training Facility

13655 Broncos Parkway • Englewood, CO 80112
 Telephone: (303) 649-9000 • FAX: (303) 649-9354 • PR FAX: (303) 649-0562
 www.DenverBroncos.com

Media Relations

Jim Saccomano, Vice President of Public Relations: (303) 649-0572 • jim.saccomano@broncos.nfl.net
Rebecca Villanueva, Media Services Manager: (303) 649-0598 • rebecca.villanueva@broncos.nfl.net
Patrick Smyth, Manager of Media Information: (303) 649-0536 • patrick.smyth@broncos.nfl.net
Dave Gaylinn, Media Projects Coordinator: (303) 649-0512 • dave.gaylinn@broncos.nfl.net
Erich Schubert, Media Relations Graduate Assistant: (303) 649-0503 • erich.schubert@broncos.nfl.net

www.DenverBroncos.com/Mediaroom

INVESCO Field at Mile High

1701 Bryant St. • Denver, CO 80204

Broncos Ticket Office
 Suite 100
 (720) 258-3333

Broncos Marketing Department
 Suite 900
 (720) 258-3100

Stadium Management Co.
 Suite 700
 (720) 258-3000

2009 DENVER BRONCOS SCHEDULE

(all times local at site)

PRESEASON

Wk.	Day	Date	Opponent	Site	Time	TV
1	Fri.	Aug. 14	at San Francisco	Candlestick Park	7 p.m. PDT	CBS 4
2	Sat.	Aug. 22	at Seattle	Qwest Field	7:30 p.m. PDT	CBS 4
3	Sun.	Aug. 30	CHICAGO	INVESCO Field at Mile High	6 p.m. MDT	NBC
4	Thu.	Sept. 3	ARIZONA	INVESCO Field at Mile High	7 p.m. MDT	CBS 4

REGULAR SEASON

Wk.	Day	Date	Opponent	Site	Time	TV
1	Sun.	Sept. 13	at Cincinnati	Paul Brown Stadium	1 p.m. EDT	CBS
2	Sun.	Sept. 20	CLEVELAND	INVESCO Field at Mile High	2:15 p.m. MDT	CBS
3	Sun.	Sept. 27	at Oakland	McAfee Coliseum	1:15 p.m. PDT	CBS
4	Sun.	Oct. 4	DALLAS	INVESCO Field at Mile High	2:15 p.m. MDT	FOX
5	Sun.	Oct. 11	NEW ENGLAND	INVESCO Field at Mile High	2:15 p.m. MDT	CBS
6	Mon.	Oct. 19	at San Diego	Qualcomm Stadium	5:30 p.m. PDT	ESPN
7	Bye					
8	Sun.	Nov. 1	at Baltimore	M&T Bank Stadium	1 p.m. EST	CBS
9	Mon.	Nov. 9	PITTSBURGH	INVESCO Field at Mile High	6:30 p.m. MST	ESPN
10	Sun.	Nov. 15	at Washington	FedEx Field	1 p.m. EST	CBS
11	Sun.	Nov. 22	SAN DIEGO	INVESCO Field at Mile High	2:15 p.m. MST	CBS*
12	Thu.	Nov. 26	N.Y. GIANTS	INVESCO Field at Mile High	6:20 p.m. MST	NFLN
13	Sun.	Dec. 6	at Kansas City	Arrowhead Stadium	12 p.m. CST	CBS*
14	Sun.	Dec. 13	at Indianapolis	Lucas Oil Stadium	1 p.m. EST	CBS*
15	Sun.	Dec. 20	OAKLAND	INVESCO Field at Mile High	2:05 p.m. MST	CBS*
16	Sun.	Dec. 27	at Philadelphia	Lincoln Financial Field	1 p.m. EST	CBS*
17	Sun.	Jan. 3	KANSAS CITY	INVESCO Field at Mile High	2:15 p.m. MST	CBS*

* - All NFL games scheduled for Sundays from Weeks 11-17 are eligible to be moved to the Sunday night game, which is televised nationally by NBC.

BRONCOS
WINNING TRADITION



SINCE THE 1970 AFL/NFL MERGER...

SUPER BOWL BERTHS

Team	No.
1. Dallas	8
2. Pittsburgh	7
3. Denver	6
New England	6
5. Miami	5
S.F., Was.	5

WINNING SEASONS

Team	No.
1. Miami	29
2. Dallas	28
Pittsburgh	28
4. Minnesota	25
5. Denver	24
6. N.E., S.F., Was.	23

OVERALL WINS

Team	No.
1. Pittsburgh	394
2. Dallas	387
3. Miami	385
4. Denver	364
5. San Francisco	362
6. Minnesota	359

REG. SEASON WINS

Team	No.
1. Miami	365
2. Pittsburgh	363
3. Dallas	356
4. Denver	347
5. Minnesota	343
6. San Francisco	337

HOME WINS (REG.)

Team	No.
1. Pittsburgh	216
2. Denver	211
3. Miami	209
4. Dallas	204
5. Minnesota	202
6. Washington	189

CONF. CHAMP. BERTHS

Team	No.
1. Dallas	14
Pittsburgh	14
3. San Francisco	12
4. Oakland	11
5. St. Louis	9
6. Denver	8



**BRONCOS CELEBRATE
 50 SEASONS IN 2009**

One of eight American Football League charter franchises, the Denver Broncos are celebrating their 50th season of professional football in 2009.

As part of the celebration, the Broncos are set to wear their original 1960 uniforms against New England on Oct. 11 and at San Diego on Oct. 19. The club also plans to recognize the elite group of season ticket holders who have held their seat accounts since 1960.

Celebrating 50 Seasons of Broncos Football

DENVER BRONCOS

2009

MEDIA GUIDE

INDEX

100-Yard Receiving Games	543	Darrent Williams Memorial Grant	643
100-Yard Rushing Games	539	Day, Broncos Record By	302
100-Yard Rushing Halves/Quarters	542	Decade, Broncos Record By	302
300-Yard Passing Games	546	Divisional Record	299
1,000-Yard Receiving Seasons	538	Draft Choices:	
1,000-Yard Rushing Seasons	538	All-Time Draft Choices By School	585
2008 Season:		All-Time First-Round Picks	585
Game Summaries/Stats	234	All-Time Year-by-Year Drafts	586
Game-By-Game Statistics	218	Ed Block Courage Award, Broncos Winners	646
Honors And Awards	232	Ellis, Joe	40
Individual Game-by-Game Statistics	221	Elway, John	560
Miscellaneous Statistics	212	First Game, Broncos History	201
NFL Rankings	231	Free Agency, Broncos Record In	565
NFL Standings/Playoff Results	305	Free Agents Signed/Lost, 1989-2009	592
Participation	220	General Managers, Broncos All-Time	17
Preseason Team Statistics	210	Hall of Fame Broncos	558
Regular-Season Team Statistics	208	Hall of Fame Game, Broncos Participation In	284
Single-Game Highs And Lows	215	Helmets, Broncos All-Time	640
Starters By Game	214	Highlight Video Information	664
Takeaway Statistics	216	Historical Highlights	630
3,000-Yard Passing Seasons	538	Honors And Awards:	
All-Time Broncos Record	299	All-Time Individual Year-By-Year	550
Alumni Association	4	Broncos All-Time NFL Honors	555
American Bowl, Broncos Participation In	294	Broncos Team Awards	646
Attendance Marks	478	How The Broncos Are Built	274
Biographies:		Last Time	227
Biographies Index	6	Leads Lost	548
Coordinators/Assistant Coaches	18	Logos, Broncos All-Time	640
Football Operations	34	Margin Of Victory And Defeat	508
Rookies And First-Year Players	188	Mascots (Thunder And Miles)	648
Veteran Players	54	McDaniels, Josh	14
Blocked Kicks	224	Media Information	664
Bowlen, Pat:		Media Web Site	BC
Biography	10	Medical Glossary	661
Broncos Accomplishments Under	51	Milestone Games	301
Broncos Name Origin	548	Monday Night Games	300
Broncos Web Site	656	Month, Broncos Record By	302
Brothers Who Have Played For The Broncos	56	Nationally Televised Games, 1984-2008	52
Bye Weeks:		NFL Network	656
Broncos Record After The Bye	301	Overtime Games	300
Broncos Record Facing A Team Off Its Bye	200	Paul D. Bowlen Memorial Broncos Centre	7
Cheerleaders	647	Postseason Game Summaries	412
Christmas Games	301	Preseason Television Network (KCNC)	658
Coaches:		Pro Bowl Selections	554
All-Time Coaches Roster	597	Promotional Dates	IBC
Broncos Head Coaching Tree	600	Pronunciation Guide	267
Most Years Of Service	576	Public Relations Directors, NFL Directory	665
Year-by-Year Coaching Records	477	Radio Network (850 KOA)	657
Coldest Games	660	Records — Postseason:	
Comebacks	548	Broncos Individual	527
Community Development	642	Broncos Team	533
Darrent Williams Good Guy Award	646	Game-By-Game Record	533

CREDITS

The 2009 Denver Broncos media guide was produced by the club's media relations department under the direction of Vice President of Public Relations Jim Saccomano. Information contained herein was compiled by the current and previous media relations staffs and is current as of June 10, 2009. ©2009 Denver Broncos Football Club.

This project was coordinated by Patrick Smyth. Writing, layout, design and editing by Smyth, Dave Gaylinn and Erich Schubert using QuarkXPress™ (6.1) desktop publishing application. Editorial assistance provided by Saccomano, Kelly Woodward and Rebecca Villanueva. Additional thanks to the NFL communications department, Joe Cronin, John Turney, Dave Plati, Santo Labombarda and the Elias Sports Bureau staff, and Stats Inc. for providing extensive statistical data. Printing by Pioneer Press, Greeley, Colo. Photography and scans by Eric Bakke, Rich Clarkson and Associates, LLC (Rich Clarkson, Trevor Brown Jr., Steve Nowland, Ryan McKee, Jamie Schwaberow and Brett Wilhelm) and Pete Eklund. Cover designed by Bailey Doehler. Special thanks to Kenn Rust of Rust Graphics and Sean Cartell.

DENVER BRONCOS

2009

MEDIA GUIDE

INDEX

Records — Regular Season:		Series Records vs. Opponents	295
Broncos Individual	492	Broncos vs. The NFL (Reg./Post./Preseason)	299
Fumble Returns	503	Service With Broncos	491
Interceptions	502	Shutouts:	
Kicking	505	By Denver	516
Kickoff Returns	501	By Opponents	508
Passing	494	Stadium Information:	
Punt Returns	500	Broncos Stadium History	654
Punting	499	INVESCO Field at Mile High	649
Receiving	498	INVESCO Field at Mile High Media Parking	652
Rushing	493	INVESCO Field at Mile High Press Box Diagram	653
Sacks	504	INVESCO Field at Mile High Records	655
Safeties	503	INVESCO Field at Mile High Seating Diagram	651
Scoring	504	Staff Directory	4
Total Offense	492	Staff Photos	41
Broncos Team	506	Starting Lineups, All-Time	402
Passing Defense	518	Stats Crew	655
Passing Offense	510	Sunday Night Games	300
Penalties	515	Super Bowl:	
Rushing Defense	517	Future Sites	660
Rushing Offense	509	Super Bowl/Conference Championship Scores	659
Scoring Defense	516	Thanksgiving Games	301
Scoring Offense	508	Tie-Breaking Procedures	671
Streaks	507	Trades, All-Time	593
Total Defense	516	Training Camp Sites, All-Time	660
Total Offense	508	Transactions, 2008-09	270
Turnovers	515	Two-Point Conversions, Broncos History	584
Opponent Individual	520	Undefeated Home Records, Broncos History	217
Opponent Team	523	Uniforms, Broncos All-Time	640
Results:		Vince Lombardi Trophies	152
All-Time Game-By-Game	276	Walter Payton NFL Man Of The Year, Broncos Winners	645
Artificial Turf Record	660	Warmest Games	660
Retired Jersey Numbers	557	Winning Tradition	48
Ring of Fame Member Profiles	560	Year-By-Year Individual Leaders:	
Rosters:		Field Goals	490
2009 Roster	268	Interceptions	486
2009 Roster Breakdown By Position	267	Kickoff Returns	488
All-Time Broncos (Alphabetical)	601	Passing	483
All-Time Broncos (Numerical)	618	Punt Returns	487
All-Time Practice Squad (Alphabetical)	626	Punting	490
All-Time Practice Squad (By Year)	628	Receiving	485
All-Time Roster Breakdown By School	615	Rushing	482
All-Time Roster Height/Weight Breakdowns	616	Sacks	491
All-Time Roster Height/Weight Extremes	617	Scoring	489
Schedules, 2009:		Tackles	491
Broncos	IFC	Year-By-Year Final Records	410
Broncos Composite Schedule	672	Year-By-Year Final Statistics	304
NFL Interconference Games	670	Year-By-Year Team Statistics:	
NFL Postseason	669	Team Defense	480
NFL Preseason	669	Team Offense	479
NFL Regular Season	666	Team Third Downs	481
Scoring Streak	40	Team Turnovers	481
Season Openers:		Xanders, Brian	17
All-Time Results	302	Zimmerman, Gary	584
Individual Records	204		
Season Ticket Sales	478		



BRONCOS DIRECTORY

Denver Broncos Football Club
13655 Broncos Parkway, Englewood, CO 80112

Telephone (303) 649-9000
Ticket Office (720) 258-3333
Marketing Department (720) 258-3100
Stadium Management Company (720) 258-3000
Internet Address www.DenverBroncos.com
Home Stadium INVESCO Field at Mile High (76,125)
Colors Broncos Navy (PMS 289C) and Broncos Orange (PMS 1655C)
Conference American Football Conference (West Division)



OWNERSHIP

Pat Bowlen.....President and Chief Executive Officer
 Lisa WilliamsExecutive Assistant to President and CEO
 Yolanda SaltusSpecial Assistant

ADVISORY DIRECTORS

Pat Bowlen.....Chairman
 John Bowlen.....Director
 Bill BrittonDirector
 Tim GuardDirector
 Jeff Harman.....Director
 Fred Hemmings.....Director
 Bob MastenDirector

EXECUTIVE STAFF

HEAD COACH

Josh McDaniels.....Head Coach
 Mark Thewes.....Assistant to Head Coach

CHIEF OPERATING OFFICER

Joe Ellis.....Chief Operating Officer
 Elaine Woodworth.....Exec. Asst. to Chief Operating Officer

GENERAL COUNSEL /

SENIOR VICE PRESIDENT OF ADMINISTRATION

Rich Slivka.....General Counsel/Senior V.P. of Administration
 Diane Nelson.....Exec. Asst. to General Counsel/Senior V.P. of Admin.

VICE PRESIDENTS

Dave Abrams.....Vice President of Security
 Jim Barlow.....Vice President of Finance
 Greg Carney.....Vice President of Marketing
 Chip Conway.....Vice President of Operations
 Cindy Kellogg.....Vice President of Community Development
 Jim Saccomano.....Vice President of Public Relations

BOWLEN SPORTS, INC.

Jim Schafer.....Assistant to the President
 Veronica Ibarra.....Exec. Asst. to Asst. to the President

DENVER BRONCOS ALUMNI ASSOCIATION

The Denver Broncos Alumni Association was formed in 1991 to provide an opportunity for former players to remain actively involved with the Broncos' organization. The Alumni Association serves as a goodwill extension of the Denver Broncos, and the members are available to counsel current players on life after football. Their mission is to uphold the highest standards of professionalism, integrity and honor. They are committed to enhance our communities through active service and devotion and pledge to support the Denver Broncos Football Club in its community outreach programs and present themselves as positive role models and mentors. The 16 members of the Alumni Council are Odell Barry (Treasurer), Tyrone Braxton, Larry Brunson, Scott Curtis, Steve Foley, Chuck Gavin, Tom Graham, Mark Jackson, Le-Lo Lang (Vice President), Karl Mecklenburg, Willie Oshodin, Dave Preston, Reggie Rivers, Steve Sewell (Secretary), Billy Thompson and David Treadwell (President).

MEDICAL STAFF

Steve Antonopoulos.....Head Athletic Trainer
 Corey Oshikoya.....Assistant Athletic Trainer
 Trae Tashiro.....Assistant Athletic Trainer
 Josh Hartman.....Assistant Athletic Trainer
 Dr. Ted Schlegel.....Head Team Physician
 Dr. Martin Boublik.....Team Physician
 Dr. J. Steven Geraghty.....Team Physician

EQUIPMENT

Chris Valenti.....Equipment Manager
 Mike Harrington.....Assistant Equipment Manager
 Jason Schell.....Assistant Equipment Manager
 Kenny Chavez.....Assistant Equipment Manager

FOOTBALL INFORMATION SYSTEMS

Tony Lazzaro.....Director of Football Information Systems
 Kevin Grogan.....Senior Analyst/Programmer

VIDEO OPERATIONS

Steve Scarnecchia.....Director of Video Operations
 Steve Boxer.....Assistant Video Director
 Gary McCune.....Video Operations Manager
 Kirt Horiuchi.....Video Assistant

BUSINESS STAFF

MEDIA RELATIONS

Rebecca Villanueva.....Media Services Manager
 Patrick Smyth.....Manager of Media Information
 Dave Gaylinn.....Media Projects Coordinator
 Erich Schubert.....Media Relations Graduate Assistant

COMMUNITY DEVELOPMENT

Kelly Woodward.....Director of Community Development
 Billy Thompson.....Director of Community Outreach

FINANCE

Fred Krebs.....Manager of Cash/Treasury
 Dianne Sehgal.....Controller
 Timi Dennis.....Payroll Administrator
 Gina Johnson.....Accounts Payable
 Nanette Thompson.....Assistant Controller
 Kelly Trimble.....Manager of Travel Services
 Kristin Garrick.....Revenue Accountant

HUMAN RESOURCES

Sheila Thomas.....Dir. of Human Resources - Denver Broncos
 Heather Brevik.....Dir. of Human Resources - SMC

INFORMATION TECHNOLOGY

Russ Trainor.....Exec. Dir. of Information Technology
 Chris Newman.....Information Technology Architect
 Jason Moore.....Senior Information Technology Engineer
 Mike Corey.....Information Technology Engineer
 Miles Tihansky.....Information Technology Engineer
 Gil Bencomo.....Information Technology Engineer

MARKETING

Brady Kellogg.....Senior Director of Corporate Partnerships
 Amy Marolf.....Director of Corporate Partner Services
 Sandy Bretzlauf.....Manager of Marketing and Corporate Partner Services
 Bobby Mestas.....Manager, Special Events and Fan Development
 Derek Thomas.....Manager, Marketing Partnerships
 Kyle Sonnenam.....Manager of Team Media
 Nicole Bienert.....Senior Executive, Corporate Partnerships
 Brad Post.....Mascot Coordinator
 Erica Turk.....Coordinator of Corporate Partnerships
 Amanda Hutchings.....Marketing Assistant
 Dustin Frost.....Fan Development Coordinator
 Chris Hall.....Multimedia Producer
 Erika Pillow.....Graphic Designer

CHEERLEADERS

Teresa Shear.....Dir. of Cheerleaders and Game Day Entertainment
 Kelly Tilley.....Director, Junior Cheerleaders
 Shelly Trujillo.....Assistant Director, Cheerleaders

OPERATIONS

John Karpan.....Operations Manager
 Greg Johnson.....Maintenance Coordinator
 Adam Newman.....Operations Assistant

TURF OPERATIONS

Troy Smith.....Turf Manager
 Nick McNamee.....Assistant Turf Manager
 Kyle Bauman.....Assistant Turf Manager

TICKET OPERATIONS

Kirk Dyer.....Exec. Dir. of Ticket Operations and Admin.
 Dennis Moore.....Executive Director of Premium Seating
 Katie Delay.....Director of Ticket Operations
 Clark Wray.....Ticket Operations and Database Manager
 Chad Robertson.....Manager of Premium Seating
 Patti Barban.....ADA Manager
 Craig Walsh.....Manager of Suite Sales
 Matt Galante.....Club Seat Services Coordinator
 Jennifer Trout.....Club Seat Services Coordinator
 Jon Carlson.....Premium Seating Executive
 Chris Faulkner.....Premium Seating Executive
 Nick Gray.....Premium Seating Executive
 Mike McCubbin.....Premium Seating Executive
 Dave Stutman.....Premium Seating Executive
 Stacie Quinton.....Assistant Ticket Manager
 Jamie Reyes.....Suite Services Coordinator
 Tiffany Mastroianni.....Ticket Office Assistant

STADIUM MANAGEMENT COMPANY

Mac Freeman.....Vice President of Stadium Operations
 Andy Gorchov.....Director of Stadium Operations
 Scott Bliet.....Manager of Event Services and Security
 Jon Applegate.....Event Operations Manager
 Matt Shine.....Parking and Site Manager
 Rick Seifert.....Communications Manager
 Ross Kurcab.....Turf Manager
 Howard Brown.....Facility Operations Manager
 Pat Jordan.....Director of Broadcasting
 Pat Tetrick.....Assistant Security Manager
 Brett Seibel.....Facilities Supervisor
 Amy Crawford.....Operations Coordinator
 Jared Devine.....Scheduling and Staff Administrator
 Anna Marie Martinez.....Special Events Manager
 Devon Vandervort.....Special Events Administrator
 Patrick Bowlen III.....Event Operations
 Nick Young.....Creative Services Manager
 Ryan Kehn.....Senior Media Designer/Associate Producer
 Jeremy Wecker.....Audio Visual Services Coordinator
 Cody Freeman.....Turf Technician
 Chris Hathaway.....Turf Technician
 Chris Hoag.....Lead Electrician
 Paul Cisneros.....Lead HVAC Technician
 Steve Eggers.....Carpenter
 Steve Fisher.....Maintenance
 Mike Gray.....Electrician
 Chad Henderson.....Assistant Chief Engineer
 Jerry Dill.....HVAC Technician
 Terrance "Jamie" Perkins.....Lead Plumber
 Curt Norton.....Plumber
 Fran Williams.....SMC Receptionist
 Gail Dodson.....SMC Receptionist
 Eileen Martinez.....24-Hour Security Shift Supervisor
 James Kirk.....24-Hour Security Shift Supervisor
 Michael Findell.....24-Hour Security Shift Supervisor
 Ryan Nienhueser.....Security Assistant

SMC RETAIL OPERATIONS

Tim Kellond.....Retail Operations Manager
 Sue Vaughn.....Retail Administrative Supervisor
 Wesley Cardenas.....Assistant Buyer
 Aaron Silvey.....Retail Assistant

INDEX TO BIOGRAPHIES

EXECUTIVES

Bowlen, Pat	10
Ellis, Joe	40
McDaniels, Josh	14
Xanders, Brian	17

COACHES

Barone, Ciancy	22
Burns, Keith	31
Dennison, Rick	23
Donatell, Ed	25
Gase, Adam	26
Martindale, Don	27
McCoy, Mike	18
McDaniels, Ben	32
Nolan, Mike	19
Nunnely, Wayne	28
Phifer, Roman	31
Priever, Mike	21
Rodgers, Jay	33
Saporta, Greg	29
Thewes, Mark	33
Turner, Bobby	30
Tuten, Rich	30

FOOTBALL OPERATIONS

Armstrong, Eugene	37
Bluem, Mike	35
Bratten, Dave	36
DiStefano, Scott	37
Green, Cornell	39
Kelly, Anthony	37
Kidd, Keith	34
McCombs, Cal	38
McGill, Lenny	35
Miller, Greg	38
Peters, Adam	36
Russell, Matt	34
Schiralli, Nick	39
Trulove, Chris	36

PLAYERS

Askew, Matthias	54
Ayers, Robert	189
Bailey, Boss	55
Bailey, Champ	58
Baker, Chris	199
Barrett, Josh	64
Bell, Joshua	66
Brandstater, Tom	197
Branson, Marquez	199
Bruton, David	194
Bryant, Stanley	199
Buckhalter, Correll	67
Carter, Tony	200
Clady, Ryan	71
Clemons, Nic	72
Colquitt, Britton	200
Crowder, Tim	74
Davis, Andra	75
Davis, Rulon	201
Dawkins, Brian	79
Dumervil, Elvis	86
Erickson, Mitch	201
Fields, Ronald	89

Fox, Vernon	91
Gaffney, Jabar	94
Goodman, André	98
Gordon, Marcus	202
Gorin, Brandon	101
Graham, Daniel	102
Green, Louis	106
Greisen, Nick	108
Grimes, David	202
Haggan, Mario	111
Hamilton, Ben	113
Harris, Ryan	115
Hill, Renaldo	116
Hillis, Peyton	120
Jackson, Chad	121
Johnson, D.J.	202
Jones, Herana-Daze	123
Jordan, LaMont	125
Kelley, Braxton	203
Kern, Brett	130
Kuper, Chris	131
Larsen, Spencer	132
Lichtensteiger, Kory	134
Marshall, Brandon	135
McBath, Darcel	192
McBean, Ryan	138
McChesney, Matt	139
McKinley, Kenny	196
Moore, Kestahn	203
Moreno, Knowshon	188
Moss, Jarvis	140
Moulton, Rashod	204
Murray, Pat	141
Oldenburg, Clint	142
Olsen, Seth	195
Orton, Kyle	143
Parker, J'Vonnie	146
Paxton, Lonie	147
Pedesclaux, Everette	204
Peterson, Kenny	149
Polumbus, Tyler	152
Powell, Carlton	153
Prater, Matt	154
Putzier, Jeb	155
Quinn, Richard	193
Reid, Darrell	158
Robinson, Lee	205
Royal, Eddie	161
Scheffler, Tony	163
Schlueter, Blake	198
Shelton, Travis	205
Simms, Chris	166
Smith, Alphonso	190
Stokley, Brandon	169
Swift, Nate	206
Taylor, Lucas	206
Thomas, Marcus	174
Torain, Ryan	175
Walker, Darius	176
Wiegmann, Casey	178
Williams, D.J.	180
Williams, Jack	183
Willis, Matthew	184
Woodyard, Wesley	185

THE PAUL D. BOWLEN MEMORIAL BRONCOS CENTRE

On March 5, 1990, the Denver Broncos moved into the Paul D. Bowlen Memorial Broncos Centre, the state-of-the-art headquarters for the National Football League team. The complex is named for the Broncos owner's late father and is the culmination of Pat Bowlen's desire to maximize a positive working environment for his football team, which captured back-to-back World Championships with victories in Super Bowls XXXII and XXXIII.



During the offseasons leading up to the 2004 and 2005 campaigns, the Broncos made significant upgrades to the facility to make it one of the elite training centers in all of professional sports.

The Broncos spent much of the 2005 offseason completely renovating and redesigning their locker room while adding several state-of-the-art features to the spacious area.

The club installed brand new maple-wood lockers that are 8.5 feet tall and 3 feet wide. All locker stalls include power and data outlets that provide high-speed Internet access. Additionally, the general layout of the locker room was enhanced to bring offensive and defensive players closer together while at the same time efficiently utilizing the size of the area.

This improvement in 2005 came one year after the club invested \$4 million to the facility in an expansion project that significantly upgraded several areas of the complex. That construction project included:

- The Broncos Conditioning Center, which houses the team's weight room and an indoor conditioning area along with a new home for the field-maintenance departments. The weight room is nearly three times the size of the previous one at approximately 9,000 square feet, which gives the Broncos one of the most comfortable strength-and-conditioning environments in professional sports. The indoor conditioning area—covered with FieldTurf™, which the team also uses on one of its three outdoor practice fields—spans approximately 18,000 square feet.
- A training room that increased in size with additional hot and cold tubs for players' use.
- An eating lounge that seats approximately 120, allowing the team to conveniently handle the food-service needs of players, coaches and staff during training camp and throughout the year. The lounge is part of the existing building, taking over the space previously occupied by the weight room.

The Broncos' facility—situated on 13.5 acres in the rapidly expanding Dove Valley Business Park in south Arapahoe County—also includes an administrative building and three full-size practice fields to go along with the Conditioning Center.

The Bowlen Memorial Broncos Centre is a two-story building totaling 90,000 square feet, well over three times the size of the team's previous facility. The ground floor houses the main entry, visitor's area, trophy display area and media room in addition to the football-related facilities, which encompass the locker room, meeting rooms, training area, equipment room and video department.

It is on the second level, which is accessible through two stairways adjacent to the lobby area, that most of the administrative offices are located. These include the offices for Pat Bowlen, Joe Ellis, Josh McDaniels and Brian Xanders as well as those of all assistant coaches and football operations personnel. The second floor is divided into one wing for administrative offices and another for coaches and player personnel. The Broncos' extensive computer operation also is located on the second floor. The Bowlen Memorial Broncos Centre also includes a separate building that houses two racquetball courts for training and leisure use by players and staff members as well as a team store.

There is ample practice space available for use by the Broncos on the three outdoor fields—two with natural grass surfaces and one with FieldTurf™, completed in June 2003. FieldTurf™ is a synthetic blade surface with a rubber and sand infill. One of the two grass fields has a unique design system that includes underground wiring to prevent the turf from freezing and thus allows the Broncos to practice year-round on unfrozen natural grass.

**THE PAUL D. BOWLEN
MEMORIAL BRONCOS CENTRE**

BRONCOS CONDITIONING CENTER



Completed in the spring of 2004, the Broncos' state-of-the-art conditioning center is adjacent to the Paul D. Bowlen Memorial Broncos Centre. The weight room is approximately 9,000 square feet, nearly three times the size of the previous one, and affords the football team and its strength-and-conditioning staff one of the finest training facilities in all of professional sports.

INDOOR AND OUTDOOR FIELDTURF™



In addition to having two natural grass fields on which to practice, the Broncos utilize both an indoor and outdoor FieldTurf™ field during training camp and in the season. The indoor field, located within the Broncos Conditioning Center, spans approximately 18,000 square feet.

**THE PAUL D. BOWLEN
MEMORIAL BRONCOS CENTRE**

BRONCOS LOCKER ROOM



The Broncos spent much of the 2005 offseason redesigning and upgrading their locker room. The club installed brand new maple-wood lockers that are 8.5 feet tall, 3 feet wide and 4 x 2 inches deep, and all feature power and data outlets that provide high-speed Internet access. The general layout was enhanced to bring offensive and defensive players closer together while at the same time taking advantage of the size of the area.

BRONCOS LOUNGE



The Broncos' food-service lounge, completed in the spring of 2004, occupies the area where the weight room previously was located at the Paul D. Bowlen Memorial Broncos Centre. It seats approximately 120, allowing players, coaches and staff a spacious area to enjoy their meals.

**PAT BOWLEN****PRESIDENT AND CEO**

Pat Bowlen enters his 26th year as President and CEO of the Denver Broncos in 2009, and his quarter century of ownership is indelibly stamped as one of the most successful periods for any team in National Football League history.

Still the only two-decade owner of a major league sports team in Colorado history, Mr. Bowlen presides over a franchise that is one of the crown jewels among NFL clubs. By any definition, the Broncos are at the pinnacle of professional sports franchises.

The Denver Broncos are the soul of the city, Mr. Bowlen serves as the owner and steward of this sterling franchise, and the legend of both team and owner are marked by achievement and success at every level. Whether judged by the measure of wins and championships, attendance, national television exposure, or by his and the Broncos' reputation locally and throughout the NFL, there are few parallels in the world of professional sports.

The Denver Broncos have grown from being Denver's first major league franchise in 1960 to Colorado's state religion, and Mr. Bowlen wants to continue that fervor for the coming season. His focus for 2009 is to have the Broncos return to the postseason contention to which both franchise and fans have become accustomed.

The Broncos' President and CEO has fashioned a powerful reputation among his peers as a bold, dynamic leader who is single-minded in his pursuit of excellence, whether representing the Broncos, the city of Denver, the state of Colorado or the National Football League.

His status and reputation as an owner were recognized within the state on April 10, 2007, when Mr. Bowlen was inducted into the Colorado Sports Hall of Fame.

In the 25 seasons during which Mr. Bowlen has owned the Broncos, no NFL club has made more national television appearances than Denver (148, besides the Broncos' games televised as part of network doubleheaders).

For many years, Mr. Bowlen's reputation as an outstanding owner has been well known nationally. In 1987, he finished second in *The Sporting News* Executive of the Year balloting. In December 2000, ESPN conducted a fan poll asking which NFL owner would be the best for which to play. Mr. Bowlen finished first among all NFL owners with 44.7 percent of the more than 60,000 votes cast. Mr. Bowlen has been well respected for many years by fans, players, coaches, his peers and NFL executives.

Mr. Bowlen presides over a franchise that by any standard has been one of the NFL's most successful in his more than two decades of club ownership (1984-2009).

Pat Bowlen was introduced as the majority owner of the Denver Broncos on March 23, 1984, and that announcement triggered a new era in franchise history. Mr. Bowlen and the Bowlen family acquired 100 percent ownership of the Broncos in July 1985, and currently his brother John Bowlen owns a minority interest in the Broncos.

Mr. Bowlen immediately put his own mark on the Broncos, establishing a solid administration and creating a positive atmosphere that was a major factor in the team's success both on and off the field.

Champions are built from the top, and Pat Bowlen is a model of leadership in the scope of his drive and commitment. "I want us to be number one in everything," Mr. Bowlen has often said in a recurring theme that marks his management style. Everyone knows that it is the owner who provides the financial backing that is integral to a championship team, but many fans are unaware that much of the heart, soul and drive of this championship organization comes directly from Pat Bowlen.

He has made all of his managerial moves with one goal in mind—to aggressively position the Denver Broncos for another run at a Super Bowl championship. No one sets higher standards for the Broncos than Pat Bowlen himself, whose goals have always been to have his franchise regarded among the finest in pro sports with victory being the measuring stick for that success. Thus, the ultimate goal of this dynamic and energetic chief executive remains firmly set on repeating the World Championship seasons of 1997 and 1998.

Below is a chronology of the Denver Broncos' success during Mr. Bowlen's ownership (1984-2009):

- The Denver Broncos won back-to-back World Championships in 1997 (Super Bowl XXXII vs. the Green Bay Packers 31-24) and 1998 (Super Bowl XXXIII vs. the Atlanta Falcons 34-19).

- Denver became the sixth NFL franchise to win back-to-back Super Bowls, joining Green Bay, Miami, Pittsburgh (twice), San Francisco and Dallas. The Broncos became the first AFC team to do it in two decades. New England has since become the seventh franchise to do so.

- The Broncos own AFC Championships under Pat Bowlen in 1986, 1987, 1989, 1997 and 1998.

- The Broncos have the best home record (149-51 / .745) in pro football over the past 25 years.

- The Broncos won an NFL-record seven postseason games in a two-year period (1997-1998).

- The Broncos had 33 wins over a two-year period (1997-1998), at that time the most in football history.

- The Broncos had an NFL-record 46 wins over a three-year period (1996-1998).

- The Broncos became the second team in modern NFL history to go undefeated during regular-season play at home for three consecutive seasons (1996-1998).

- His 1997-1998 teams performed the astonishing feat of going nearly an entire calendar year without a defeat (12/15/97-12/13/98), at that time a league-record 18 consecutive wins.

- In 1998, Denver won a franchise-record 17 games (14 in the regular season), including a 13-0 start that resulted in Denver going nearly an entire calendar year without a loss.

- The Broncos have dominated the AFC Western Division by posting more division titles (8), conference Championship Game appearances (7) and Super Bowl appearances (5) than any other club in the division.

- Denver ranks second in the NFL in regular-season wins (243), second in Super Bowl appearances (5), tied for third in conference championship game appearances (7) and tied for third in playoff appearances (13).

- The Broncos have had just four losing seasons compared to their 16 winning seasons.

- Denver was the only AFC franchise to make three Super Bowl appearances in the 1980s.

- In addition to winning eight division titles, Mr. Bowlen's franchise has had regular-season win totals of 14, 13 (three times), 12 (twice), 11 (four times) and 10 (three times). Thirteen of the 14 best years in team history have come during Mr. Bowlen's ownership.

- When the Broncos won Super Bowl XXXII, they were the first AFC team to win in 14 years and just the second wild card team to win a Super Bowl under the NFL's present playoff system.

Pat Bowlen also has enjoyed tremendous off-the-field success as well.

- In Mr. Bowlen's 25 years of ownership, the Broncos have played 26 postseason games, all of which have been sold out.

- The Broncos have had a string of home sellouts for 40 consecutive years, marking the longest streak in the AFC and one that is second only to Washington in the NFL. The home game sellout streak is now at 316 consecutive regular season and playoff games through the 2008 season.

- Denver has led the NFL in attendance during Mr. Bowlen's 25-year period as owner. The Broncos have drawn nearly 18 million fans to their home games from 1984-2008, marking the highest total in the NFL.

- Mr. Bowlen ushered in a new era in Denver Broncos football history in 2001 when the state-of-the-art INVESCO Field at Mile High opened. Mr. Bowlen contributed more than \$150 million to the construction of the new stadium.

- Mr. Bowlen has worked closely with the Broncos' personnel department in maintaining the club's roster in the era of free agency that has resulted in unprecedented player stability.

- In addition to his role with the Broncos, Mr. Bowlen was a key figure in securing the league's labor and TV contracts. He currently is co-chair of the powerful NFL Management Council Committee and remains a member of the prestigious NFL Broadcasting Committee, which he formerly chaired. He is co-chair of the NFL Compensation Committee as well as the NFL Network Operations Committee, and he also serves on the Pro Football Hall of Fame and Los Angeles Working Group Committees.

- In his role as Chair of the NFL Broadcast Committee, Mr. Bowlen was responsible for the negotiations on the NFL's \$18 billion TV contract, the most lucrative single-sport contract in history.

- He was responsible for the Broncos' headquarters, the Paul D. Bowlen Memorial Centre, a 90,000 square foot modern office and training facility located on the team's 13.5 acre complex in Dove Valley, Arapahoe County. The facility is named after Pat Bowlen's father, and the Broncos moved into the building on March 5, 1990. Over the past five offseasons, an extensive remodeling and expansion plan was implemented, assuring that the team headquarters would remain at the top level of NFL training facilities.

Pat Bowlen was born in Praire du Chien, Wis., where he attended high school. He went on to the University of Oklahoma, earning degrees in both business (1965) and law (1968). After successful careers in oil, gas and real estate, he purchased the Denver Broncos in 1984.

He is chairman of the board of the Denver Broncos Charities Fund and in that capacity has donated more than \$25 million to charitable organizations in the Denver area since the inception of that fund in 1993. Mr. Bowlen served as the Honorary Chairman of the Colorado Special Olympics for 19 years and was the organization's Outstanding Celebrity in 1993. Mr. Bowlen has served as the Honorary Chairman of the Stadium Stampede (formerly the Colorado Family Classic) to benefit St. Joseph's Hospital Foundation for 25 years, and this is his 15th year as Honorary Chairman of the Capuchin Friars Brown Robe Benefit fundraising dinner. He also is Honorary Chairman of the Cherish the Children Gala, chaired the 1989 Centennial Scholarship rally at the University of Northern Colorado in Greeley and was Co-Chairman of the Rose Medical Center Critical Care Campaign from 1986-89.

In addition, Mr. Bowlen was elected to the University of Denver Board of Trustees in 1987. He is currently a member of the DU Athletic Affairs Committee. His previous DU committee memberships include the Institutional Advancement Committee and Institutional Advancement/University Relations subcommittee. He also was named to the Colorado Academy Board of Trustees in 1991. He has been a member of the American Ireland Fund Dinner Committee for the past 18 years and a Trustee for the Irish Community Center for eight years. He serves on the Board of Trustees of the Hawaii Maritime Center and was the 1992 honoree at the American Ireland Fund Dinner.

Mr. Bowlen is a member of several other clubs and societies, including the Alberta Bar Association and the Law Society of Alberta. He also was a member of the Young President's Organization.

Mr. Bowlen maintains an active lifestyle and exercises extensively as part of his daily regimen. He has competed in the Ironman Triathlon—an event in which one must swim 2.4 miles, ride 112 miles on a bicycle and run 26.2 miles, all consecutively—as well as in other triathlon races and several marathons.



THE BOWLEN ERA

AFC WEST TEAM COMPARISON, 1984-2008

WORLD CHAMPIONSHIPS		DIVISION TITLES	
Denver	.2	Denver	.8
Kansas City	.0	San Diego	.6
Oakland	.0	Oakland	.5
San Diego	.0	Kansas City	.4
SUPER BOWL APPEARANCES		PLAYOFF APPEARANCES	
Denver	.5	Denver	.13
Oakland	.1	Kansas City	.10
San Diego	.1	Oakland	.8
Kansas City	.0	San Diego	.7
CONFERENCE CHAMPIONSHIP APPEARANCES		WINNING SEASONS	
Denver	.7	Denver	.16
Oakland	.3	Kansas City	.14
San Diego	.2	Oakland	.9
Kansas City	.1	San Diego	.7



JOSH McDANIELS

HEAD COACH

Josh McDaniels was named the 12th head coach in Denver Broncos history on Jan. 12, 2009. The 33-year-old joined the Broncos after spending the previous eight seasons (2001-08) with the New England Patriots, including the last three years (2006-08) as the club's offensive coordinator/quarterbacks coach.

McDaniels was part of a New England franchise that won three Super Bowls, four AFC championships and six division titles while posting the NFL's best overall record (111-34 / .766) during his eight years with the club. The Patriots had seven 10-win seasons with him on staff, including the 2007 campaign when New England became the first team in NFL history to post a 16-0 regular-season record, as well as a league-high 14 playoff victories (14-3 postseason record).

Born on April 22, 1976, McDaniels is the sixth-youngest head coach in NFL history (32 years, 8 months) at the time of his hire and was the fifth youngest when he was named the Broncos' head coach. Raheem Morris, who was hired by Tampa Bay on Jan. 17, 2009, is four months younger than McDaniels and makes Denver's head coach the second-youngest active head coach in the league.

While he is the youngest head coach in the 50-year history of the Broncos, McDaniels' dynamic personality and organizational skills have already re-energized the entire franchise in just a short time in Denver. His previous experience came at the highest level while with the Patriots, whose standard of operation and success prepared him for the challenges of an NFL head coaching position.

Led by Head Coach Bill Belichick and personnel director Scott Pioli, New England evolved into one of the most successful organizations in the NFL over that eight-year stretch with McDaniels on staff. He was a part of that transition at both the coaching and personnel levels, beginning his career with the franchise as a personnel assistant/coaching assistant in 2001 before moving into a coaching capacity on a full-time basis in 2002.

After working as a coaching assistant for two years, McDaniels was named New England's quarterbacks coach in 2004. The club promoted him to offensive coordinator/quarterbacks coach on Jan. 20, 2006.

During three years (2006-08) as offensive coordinator/quarterbacks coach, McDaniels directed a New England offense that led the NFL in points per game (28.8) while ranking second in the league in yards per game (370.8). The Patriots also committed the third-fewest turnovers (63) and ranked fourth in the league in third-down success (44.4%) under McDaniels during that three-year period.

In his five seasons (2004-08) with the Patriots handling positional coaching responsibilities, McDaniels guided six different players to a total of nine Pro Bowl selections. Quarterback Tom Brady was named to the Pro Bowl three times (2004-05, '07) under McDaniels, including the 2007 campaign when he earned league MVP honors, and ranked fourth in the league in passing yards per game (249.4) during those five years.

Despite a season-ending injury to Brady in Week 1, New England's 2008 offense finished the year with an NFL-best 356 first downs and ranked fifth in the league in yards per game (365.4) under

COACHING EXPERIENCE

9th NFL Season (1st with Broncos)

Denver Broncos

Head Coach2009

New England Patriots

Offensive Coordinator/Quarterbacks2006-08

Quarterbacks2004-05

Coaching Assistant2002-03

Personnel Assistant/Coaching Assistant2001

Michigan State University

Graduate Assistant1999

PATRIOTS' OFFENSE ONE OF NFL'S BEST UNDER McDANIELS

PATRIOTS NFL OFFENSIVE RANKINGS, 2006-08 (WHEN McDANIELS WAS NEW ENGLAND'S OFFENSIVE COORDINATOR/QUARTERBACKS COACH)

CATEGORY	TOTAL	AVERAGE	AFC RANK	NFL RANK
Total Yards	17,796	370.8	1	2
Total Points	1,384	28.8	1	1
Offensive Touchdowns	154	3.2	1	1
Net Passing Yards	11,700	243.8	2	7
Rushing Yards	6,096	127.0	4	8
Third Down Percentage	284/639	44.4%	2	4
Fourth Down Percentage	48/63	76.2%	1	1
Turnovers	63	1.3	3	3
Penalties	233	4.9	2	3t
First Downs	1,079	22.5	1	1

McDaniels. His coaching helped backup quarterback Matt Cassel, who became a starter for the first time since high school, post the eighth-most passing yards (3,693) in the league. The fourth-year quarterback, who had attempted just 39 passes in his first three seasons, registered an 89.4 passer rating for the year while throwing 21 touchdown passes and only 11 interceptions.

McDaniels' passing offense in 2008 featured wide receiver Wes Welker, who was named to the Pro Bowl for the first time in his career after finishing the year with the second-most catches (111) in the league. The slot receiver posted a league-high 758 of his 1,165 receiving yards after the catch while becoming one of eight players in NFL history and the first Patriot with consecutive 100-reception seasons.

Welker's 111 catches in 2008 combined with his club-record 112 catches in '07, his first year playing in McDaniels' offense, gave him the seventh-highest two-year reception total (223) in NFL history. New England's ground attack also was one of the league's best with McDaniels calling the plays in 2008, ranking sixth in rushing yards per game (142.4) and fourth with 21 rushing touchdowns that were the most by the franchise in 27 seasons.

During the 2007 season, McDaniels helped the Patriots set numerous league offensive records en route to becoming the first team in NFL history to win its first 18 games and advancing to Super Bowl XLII. New England's 589 points (36.8 ppg.) and 75 touchdowns were the most in league history for a season while its 6,580 yards (411.3 ypg.) ranked seventh in NFL annals for a single campaign.

Individually, five Patriots earned Pro Bowl honors under McDaniels' coaching in 2007—Brady, wide receiver Randy Moss and three offensive linemen (center Dan Koppen, tackle Matt Light and guard Logan Mankins).

Brady, the league MVP, set an NFL record for touchdown passes (50) in a season and registered the third-most passing yards (4,806) for a year in league history in 2007. Moss set a league record for touchdown catches (23) and totaled a franchise best for receiving yards (1,439). Welker's 112 catches tied for the league lead, set a New England record and marked the most receptions by a player in his first year with a new team in NFL history.

In his first year as the Patriots' offensive coordinator/quarterbacks coach in 2006, McDaniels' unit had the third-lowest three-and-out percentage (18.5) in the league and was fifth in the NFL in red zone touchdown percentage (60.0). Brady continued his success under McDaniels, ranking seventh in the league in passing yards (3,529). McDaniels' offense also was one of only two in the NFL to feature two running backs with at least 740 rushing yards (Corey Dillon and rookie Laurence Maroney) and included one Pro Bowl selection (Light).

As quarterbacks coach with New England from 2004-05, McDaniels worked closely with Brady, helping him earn consecutive Pro Bowl honors. In that two-year period under McDaniels' instruction, Brady ranked second in the NFL in touchdown passes (54) and fourth in both passing yards (7,802) and completions (622).

In 2005, Brady led the NFL with a career-high 4,110 passing yards that marked the third-best season mark in Patriots history. With McDaniels handling positional coaching responsibilities for the first time in his career as quarterbacks coach in 2004, Brady registered a career-best 92.6 passer rating.

McDaniels earned the third Super Bowl ring of his career at the end of the 2004 campaign with New England's 24-21 win against Philadelphia in Super Bowl XXXIX.

He was named a coaching assistant by the Patriots in February 2002 with his responsibilities including film breakdown and scouting chart preparations for the defensive staff. McDaniels acquired additional responsibility in 2003 working with the defensive backs on a New England squad that had a 14-2 record and won Super Bowl XXXVIII with its 32-29 win against Carolina.

YOUNGEST HEAD COACHES IN NFL HISTORY AT THE TIME OF THEIR HIRE

HEAD COACH	BIRTH DATE	FIRST SEASON	AGE AT HIRE
1. Lane Kiffin, Oak.	May 9, 1975	2007	31 years, 8 months
2. Harland Svare, L.A. Rams	Nov. 25, 1930	1962	31 years, 11 months
3. John Michelosen, Pit.	Feb. 13, 1916	1948	32 years, 2 months
4. Raheem Morris, T.B.	Sept. 3, 1976	2009	32 years, 4 months
5. David Shula, Cin.	May 28, 1959	1992	32 years, 7 months
6. Josh McDaniels, Den.	April 22, 1976	2009	32 years, 8 months
7. John Madden, Oak.	April 10, 1936	1969	32 years, 10 months
8. Don Shula, Bal.	Jan. 4, 1930	1963	33 years, 4 days
9. Al Davis, Oak.	July 4, 1929	1963	33 years, 6 months
10. Joe Collier, Buf.	June 7, 1932	1966	33 years, 7 months

PRO BOWL PLAYERS COACHED BY McDANIELS

PLAYERS COACHED BY JOSH McDANIELS DURING HIS TIME AS A POSITION COACH OR COORDINATOR WHO EARNED PRO BOWL HONORS (2004-PRES.)

PLAYER	POSITION	PRO BOWLS	YEARS
Tom Brady	Quarterback	3	2004-05, '07
Dan Koppen	Center	1	2007
Matt Light	Tackle	2	2006-07
Logan Mankins	Guard	1	2007
Randy Moss	Wide Receiver	1	2007
Wes Welker	Wide Receiver	1	2008
TOTALS	SIX PLAYERS / FIVE POSITIONS	9	

The Patriots' Super Bowl win against the Panthers was part of their NFL-record 21-game winning streak in which they went more than a calendar year without a loss (Oct. 5, 2003 - Oct. 24, 2004).

McDaniels joined the Patriots as a personnel assistant/coaching assistant in 2001. In that capacity, he handled film breakdown and scouting preparation for the defensive staff on a club that captured Super Bowl XXXVI with its 20-17 upset win over St. Louis.

In 1999, McDaniels began his coaching career as a graduate assistant at Michigan State University. Working under Head Coach Nick Saban, he was part of a staff that helped the Spartans to a 10-2 record and a Citrus Bowl victory.

Initially recruited by John Carroll University (University Heights, Ohio) as a quarterback, McDaniels spent the majority of his collegiate playing career as a wide receiver from 1995-98 for the Blue Streaks. He was a college teammate of Patriots Director of Player Personnel Nick Caserio, who was John Carroll's starting quarterback.

McDaniels graduated from the school in 1999 with a bachelor's degree in mathematics, joining Pro Football Hall of Fame Head Coach Don Shula (Class of 1951) as John Carroll alumni.

Born in Barberton, Ohio, McDaniels grew up in Northeast Ohio, one of the most football-rich regions of the country. He was a quarterback and kicker at Canton McKinley Senior High School in Canton, Ohio, competing for a program that has received national recognition for its success and one located in the shadows of the Pro Football Hall of Fame. The school plays its home games at Fawcett Stadium, site of the annual Pro Football Hall of Fame Game.

McDaniels' father, Thom McDaniels, coached him at McKinley during his 16-year stint as its head coach from 1982-97. During that time, he became one of the state's most celebrated coaches en route to winning more games (134 / 134-42 overall record) than any coach in McKinley history. He continued his coaching career at Warren Harding High School (Warren, Ohio) and at Massillon Jackson High School (Massillon, Ohio).

Josh and his wife, Laura, have one son, Jack Thomas (5), and one daughter, Maddie (3).

JOSH McDANIELS YEAR BY YEAR

Year	Position	Team/School	Reg. Season		Postseason (record)
			Record		
1999	Graduate Assistant	Michigan State University	9-2		Citrus Bowl (1-0)
2001	Personnel Asst./Coaching Asst.	New England Patriots	11-5		Super Bowl XXXVI (3-0)
2002	Coaching Assistant	New England Patriots	9-7		
2003	Coaching Assistant	New England Patriots	14-2		Super Bowl XXXVIII (3-0)
2004	Quarterbacks Coach	New England Patriots	14-2		Super Bowl XXXIX (3-0)
2005	Quarterbacks Coach	New England Patriots	10-6		Playoffs (1-1)
2006	Offensive Coordinator/QBs	New England Patriots	12-4		AFC Champ. Game (2-1)
2007	Offensive Coordinator/QBs	New England Patriots	16-0		Super Bowl XLII (2-1)
2008	Offensive Coordinator/QBs	New England Patriots	11-5		

Breakdown of Josh McDaniels' record coaching football:

	W	L	T	Pct.
McDaniels' regular season record as an NFL assistant coach	97	31	0	.758
McDaniels' postseason record as an NFL assistant coach	14	3	--	.824
McDaniels' overall record as an NFL assistant coach	111	34	0	.766
McDaniels' regular season record as a collegiate assistant coach	9	2	0	.818
McDaniels' postseason record as a collegiate assistant coach	1	0	--	1.000
McDaniels' overall record as a collegiate assistant coach	10	2	0	.833
McDaniels' overall record coaching football	121	36	0	.771

BRIAN XANDERS

GENERAL MANAGER



Brian Xanders in 2009 enters his 16th NFL season and his second year with the Denver Broncos, who promoted him to general manager on Feb. 12, 2009. Xanders spent his first 14 NFL seasons (1994-2007) working with the Atlanta Falcons before he was named assistant general manager of the Broncos on May 5, 2008.

Xanders leads all initiatives in evaluating player talent for the Broncos while directing the club's college scouting department through the NFL Draft and the pro personnel department with offseason acquisitions. He also supervises the Broncos' football operations, labor operations, equipment, medical, video, football information systems and turf operations departments.

During Xanders' first offseason as general manager in 2009, the Broncos led the NFL in both new player acquisitions (46) and unrestricted free agent signings (16). Among the new additions to the Broncos was seven-time Pro Bowl safety Brian Dawkins, whom the club signed as an unrestricted free agent from the Philadelphia Eagles.

In addition, Denver executed five trades during the 2009 offseason that yielded seven players (quarterback Kyle Orton and six players selected in the 2009 NFL Draft). The Broncos are set to enter the 2009 season with nine new projected starters (offense and defense) acquired by the club through the draft, free agency and trades.

Xanders, 38, brings a diverse foundation of NFL experience to front office management. He owns 13 years of experience with college scouting evaluations at more than 80 colleges in 35 different states. He also has worked in pro personnel for seven seasons. In addition, he was on the Falcons' coaching staff for five seasons and has been involved in labor negotiations for eight years.

Xanders was employed by the Falcons from 1994-2007 in a variety of football operations positions, working under seven different head coaches during that period. He was a member of the Falcons' defensive coaching staff on their 1998 team that became the first in franchise history to earn a Super Bowl berth (XXXIII).

A former middle linebacker who played for Bobby Bowden at Florida State University from 1989-92, Xanders was a member of four bowl-winning teams with the Seminoles that had a 42-7 combined record. He was an All-Atlantic Coast Conference academic team selection and graduated from FSU with a master's degree in business administration and a bachelor's degree in business management.

Selected by the Falcons to attend Stanford University's NFL Program for Managers in 2005, Xanders has given speeches at several universities on labor economics and player personnel issues.

Brian and his wife, Amy, reside in Parker, Colo., with their two children—Reid (6) and Mary Claire (3).

BRONCOS ALL-TIME TOP PERSONNEL EXECUTIVES

Brian Xanders, who was named general manager of the Denver Broncos on Feb. 12, 2009, is the club's 12th top personnel executive since the franchise's first year in 1960.

Executive	Title	Years
Dean Griffing	General Manager	1960-61
Jack Faulkner	General Manager/Head Coach	1962-64
Fred Gehrke	Director of Player Personnel	1965-66
Lou Saban	General Manager/Head Coach	1967-71
John Ralston	General Manager/Head Coach	1972-76
Fred Gehrke	Vice President—General Manager	1977-80
Grady Alderman	General Manager	1981-82
Hein Poulus	Vice President—General Manager	1983
John Beake	General Manager	1984-98
Neal Dahlen	General Manager	1999-2001
Ted Sundquist	General Manager	2002-07
Jim Goodman	V.P. of Football Ops./Player Personnel	2008
Brian Xanders	General Manager	2009-Pres.

COORDINATORS/ASSISTANT COACHES



MIKE MCCOY

OFFENSIVE COORDINATOR/QUARTERBACKS

Mike McCoy enters his first season as offensive coordinator/quarterbacks coach for the Denver Broncos in 2009 after spending the previous nine years coaching for the Carolina Panthers. McCoy, who competed in the Broncos' 1995 training camp as a

rookie free agent quarterback, was named to his current position on Jan. 20, 2009.

McCoy held a variety of positions on the Panthers' offensive staff since beginning his coaching career with the club in 2000, including working as Carolina's passing game coordinator/quarterbacks coach for the previous two seasons. He worked closely with quarterback Jake Delhomme in Carolina, helping him to his first career Pro Bowl selection (2005) and four 3,000-yard passing seasons (2003-05, '08).

The Panthers totaled three playoff appearances, two division titles, two NFC Championship Game appearances and a berth in Super Bowl XXXVIII (2003 season) during McCoy's nine years on staff. Carolina tied for the second-best record in the NFC (T-7th in NFL) from 2003-08, posting a 56-40 (.583) mark with McCoy seeing an increased role in coaching its offense in that six-year period.

As passing game coordinator/quarterbacks coach with Carolina from 2007-08, McCoy's passing offense averaged the seventh-most yards per completion (11.7) in the NFL during that time. Delhomme averaged the fifth-most yards per pass attempt (7.8) in the NFL during McCoy's two seasons managing Carolina's passing attack while wide receiver Steve Smith enjoyed similar success, ranking seventh in the league in receiving yards (2,423) over that period.

In 2008, McCoy's instruction helped Delhomme rank fourth in the NFL in yards per pass attempt (7.9) and register his fourth career 3,000-yard passing effort (3,288). His passing offense featured a 1,421-yard receiving output from Smith that was the third best in the league and resulted in the wide receiver earning a Pro Bowl berth. The Panthers' 12-4 regular-season record tied for the best mark by the club in franchise history and resulted in the team earning a first round playoff bye.

Injuries forced the Panthers to start four different quarterbacks (none for more than three games in a row) in 2007, but McCoy's group of passers answered the challenge. Carolina became the first NFL team in 10 years to win at least one game with four different starters at quarterback (Delhomme, David Carr, Matt Moore and Vinny Testaverde).

McCoy's instruction in 2007 prepared Moore, a rookie college free agent, to start the Panthers' final three games and post victories in two of those three contests.

From 2002-06, McCoy served as the Panthers' quarterbacks coach and also handled offensive assistant duties for the club during the first year of that period. His teaching helped Delhomme total 89 touchdown passes from 2003-06 that represented the fifth-highest total in the NFL.

In 2006, Delhomme registered a career-high 61.0 completion percentage with McCoy's instruction helping him post a 1.55 touchdown-to-interception ratio (17-11) that was the 10th best in the league. The Panthers had an 11-5 record and advanced to the NFC Championship Game in 2005, and McCoy's efforts with Delhomme helped the quarterback tie for fourth in the league with 24 touchdown passes and earn his first career Pro Bowl selection.

Delhomme enjoyed a career-year under McCoy in 2004, registering personal bests in passing yards (3,886) and touchdown passes (29) that both marked the second-best season totals in Panthers annals. Delhomme's 1.93 touchdown-to-interception ratio (29-15) also ranked fifth in the NFL for the season.

McCoy helped the Panthers to an NFC South title and their first-ever Super Bowl berth (XXXVIII) during the 2003 season. Delhomme, in his first year as an NFL starter, registered a league-high seven fourth-quarter comeback drives that season.

Carolina named McCoy its wide receivers coach in 2001, and he oversaw the development of Smith during his rookie campaign. Wide receivers Mushin Muhammad and Donald Hayes each recorded more than 50 catches and 500 receiving yards under McCoy's instruction that year.

COACHING EXPERIENCE

10th NFL Season (1st with Broncos)

Denver Broncos

Offensive Coordinator/Quarterbacks2009

Carolina Panthers

Passing Game Coord./Quarterbacks2007-08

Quarterbacks2003-06

Quarterbacks/Offensive Assistant2002

Wide Receivers2001

Offensive Assistant2000

McCoy's coaching career began with Carolina as its offensive assistant in 2000, and he was thrust into the quarterbacks coaching role four weeks into the season. He worked closely with veteran Steve Beuerlein, helping him total 3,730 passing yards that ranked seventh in the NFL.

A quarterback in college, McCoy spent his first two seasons playing for Long Beach State University from 1990-91 under legendary Head Coach George Allen before transferring to the University of Utah for his final two years. His collegiate career ended in dramatic fashion in 1994 when he threw a game-winning, 5-yard touchdown pass to wide receiver Kevin Dyson in the final minute to give Utah a 16-13 win against Arizona in the Freedom Bowl.

The Broncos signed McCoy as a college free agent in 1995, and he spent the regular season as a rookie on Green Bay's practice squad. He saw his first professional playing time with NFL Europe's Amsterdam Admirals in 1997 and spent one game on San Francisco's roster as its third quarterback that year. McCoy competed in training camp with Philadelphia in 1998 before concluding his playing career with the Canadian Football League's Calgary Stampeders in 1999.

McCoy was born on April 1, 1972, in San Francisco. He and his wife, Kellie, have one daughter (Olivia) and one son (Luke).



MIKE NOLAN

DEFENSIVE COORDINATOR

Mike Nolan, who served as the San Francisco 49ers' head coach from 2005-08, is in his first season as defensive coordinator with the Denver Broncos in 2009 and returns to the club for which he coached special teams/linebackers from 1987-92. He was named to his current position on Jan. 21, 2009.

One of the most veteran defensive coordinators in the NFL, Nolan has 11 years of experience in that capacity with four different teams: Baltimore (2002-04), the New York Jets (2000), Washington (1997-99) and the New York Giants (1993-96). He has coached in the NFL for 22 seasons, instructing 14 players who have earned a total of 21 Pro Bowl selections, and has 28 years of experience as a coach.

In addition, two players have earned Associated Press NFL Defensive Player of the Year honors during Nolan's time as a defensive coordinator with Ravens linebacker Ray Lewis (2003) and safety Ed Reed (2004) receiving those accolades. Three players (LB Patrick Willis, S.F. - 2007, LB Terrell Suggs, Bal. - 2003, and LB Mike Croel, Den. - 1991) have been named Associated Press NFL Defensive Rookie of the Year under his direction.

Nolan spent the last four seasons (2005-08) as the 49ers' head coach, following in the footsteps of his father, Dick, who coached that club for eight seasons from 1968-75 and had an 11-year NFL head coaching career. He became part of only the fourth father-son combination to serve as NFL head coaches (Don and David Shula, Jim Sr. and Jim Mora Jr., and Wade and Bum Phillips) and the first to do so with the same franchise.

The 49ers were one of the NFL's most consistent teams in stopping the run during Nolan's four years with the club, ranking fourth in the league in yards per carry allowed (3.9) during that period. Offensively, San Francisco's 4.3-yard rushing average over Nolan's four years was the eighth-best mark in the NFL. Several 49ers enjoyed individual success under Nolan with five different players earning six Pro Bowl honors during his tenure.

In 2007, Nolan's defense in San Francisco featured Willis, who earned Associated Press NFL Defensive Rookie of the Year honors and was named to the Pro Bowl after leading the NFL with 174 tackles. Willis was a key part of a 49ers defense that was fifth in the NFL in yards per carry allowed (3.8) and sixth in red zone touchdown percentage (47.2). San Francisco's special teams also had a

COACHING EXPERIENCE

23rd NFL Season (7th with Broncos)

Denver Broncos

Defensive Coordinator2009

San Francisco 49ers

Head Coach2005-08

Baltimore Ravens

Defensive Coordinator2002-04

Wide Receivers2001

New York Jets

Defensive Coordinator2000

Washington Redskins

Defensive Coordinator1997-99

New York Giants

Defensive Coordinator1993-96

Denver Broncos

Special Teams/Linebackers1987-92

Louisiana State University

Linebackers1986

Rice University

Linebackers/Defensive Backs1984-85

Stanford University

Linebackers/Defensive Backs1982-83

University of Oregon

Graduate Assistant1981

strong campaign, helping the club post the seventh-best average drive start (32.3-yard line) in the league, and included a Pro Bowl selection in punter Andy Lee.

Running back Frank Gore thrived in Nolan's second year as San Francisco's head coach in 2006, ranking third in the NFL in both rushing yards (1,695) and yards per rush (5.4) as one of three 49ers voted to the Pro Bowl.

Nolan was named the 15th head coach in 49ers history on Jan. 19, 2005, which was the same date his father was hired by the club to that post 37 years earlier.

In his three years as Baltimore's defensive coordinator from 2002-04, Nolan's group tied for the NFL lead in takeaways (106) while ranking fifth in the league in both points per game allowed (18.8) and third down percentage (34.7). Five Baltimore defenders earned a total of nine trips to the Pro Bowl, and Nolan instructed back-to-back AP NFL Defensive Players of the Year in Lewis (2003) and Reed (2004).

Reed became the first NFL safety in 20 years to be honored as the league's Defensive Player of the Year in Nolan's final year coordinating Baltimore's defense in 2004. One of four Baltimore defenders (Lewis, CB Cris McAlister and Suggs) named a Pro Bowl starter that year, Reed had an NFL-best nine interceptions that totaled a league-record 358 return yards. As a unit, the Ravens tied for second in the NFL in yards per rush allowed (3.6) and ranked sixth in scoring defense (16.8 ppg.).

It was Lewis who thrived under Nolan's direction in 2003 with the linebacker earning NFL Defensive Player of the Year accolades by collecting 49 of the 50 possible votes from a nationwide media panel. Suggs also enjoyed success under Nolan, earning league Defensive Rookie of the Year honors. Nolan was tabbed NFL Assistant Coach of the Year by *Football Digest* that season, helping Baltimore surrender an NFL-low 4.2 yards per play and tie for second in the league in takeaways (41).

After spending his first year (2001) in Baltimore as wide receivers coach, Nolan replaced Marvin Lewis as the club's defensive coordinator in 2002. He coached one of the league's youngest defenses in 2002, helping the Ravens post a franchise record and an AFC-high 25 interceptions while placing sixth in the league in opponent passer rating (73.4).

Nolan became the NFL's youngest defensive coordinator in 1993 when the Giants hired him for that position at age 35. He spent eight consecutive seasons as an NFL defensive coordinator with the Giants (1993-96), Redskins (1997-99) and Jets (2000).

His Jets defense in 2000 tied for 10th in the NFL in yards per game allowed (301.3), an improvement of 11 positions from a year earlier. Nolan coached Pro Football Hall of Fame cornerback Darrell Green to a Pro Bowl selection with the Redskins in 1997, a year in which the club ranked third in the league in passing yards per game allowed (176.1). He also instructed cornerback Champ Bailey during his rookie season with Washington in 1999.

In his first year as a defensive coordinator with the Giants in 1993, Nolan's defense allowed an NFL-low 12.8 points per game for the best mark by the club in 44 seasons.

Nolan's NFL coaching career began with the Broncos in 1987 as their special teams/linebackers coach, a position he held with the club through the 1992 campaign. He was a part of three teams that won the AFC West and helped the Broncos reach the Super Bowl during the 1987 (XXII) and '89 (XXIV) seasons.

Linebacker Karl Mecklenburg earned three trips to the Pro Bowl (1987, '89, '91) with Nolan leading Denver's linebacking corps. Nolan also guided Croel to Associated Press NFL Defensive Rookie of the Year honors in 1991 and punter Mike Horan to Pro Bowl accolades in 1988.

Following a stint in the Broncos' 1981 training camp as a defensive back, Nolan began his coaching career as a graduate assistant that year at his alma mater, the University of Oregon. He was a three-year starter at safety for the Ducks after beginning his collegiate playing career as a walk-on.

Nolan landed his first full-time coaching job at Stanford University as its linebackers/defensive backs coach in 1982 and worked there for two years before serving in the same capacity at Rice University from 1984-85.

He spent 1986 as the linebackers coach for Louisiana State University before moving into the NFL coaching ranks with the Broncos in 1987.

Nolan was born on March 7, 1959, in Baltimore. He and his wife, Kathy, have four children: Michael, Christopher, Laura and Jennifer.

Did You Know?

The Broncos own a 22-3 (.880) record in home openers since 1984 for the best such mark in the NFL during that time. Denver enters the 2009 season having won its last nine home openers.



MIKE PRIEFER

SPECIAL TEAMS COORDINATOR

Mike Priefer enters his first season as special teams coordinator for the Denver Broncos in 2009 after spending the previous three years as the Kansas City Chiefs' special teams coach. Priefer, who has coached special teams in the NFL for the last seven seasons, was named to his current position on Jan. 20, 2009.

Priefer coordinated Kansas City's special teams from 2006-08 after working as an assistant special teams coach with the New York Giants (2003-05) and Jacksonville Jaguars (2002). His coaching career began at his alma mater, the U.S. Naval Academy, as a graduate assistant in 1994, and he owns 15 years of coaching experience at the professional and collegiate levels.

For his seven-year NFL coaching career, Priefer has worked with special teams units that have accounted for a total of nine scores other than field goals/extra points with three kickoff return touchdowns, three punt return touchdowns, one blocked punt touchdown, one touchdown on a botched fake field goal attempt and one safety on a blocked punt. His units also have accounted for 13 blocked kicks (7 punts, 5 field goals, 1 extra point).

During his three seasons with the Chiefs, Priefer helped punter Dustin Colquitt register the third-best net punting average (39.2 yds.) and the sixth-best gross punting average (44.8 yds.) in the NFL for that period. Colquitt's net punting averages for each of his three seasons under Priefer rank as the top three single-year performances in Chiefs history.

Kansas City also placed fifth in the AFC in opponent punt return average (8.2 yds.) in Priefer's three years as special teams coach and blocked a total of four kicks (3 punts, 1 field goal) during that period.

In 2008, Colquitt ranked seventh in the NFL in net punting average (39.2 yds.) under Priefer's guidance with the Chiefs, who also scored a touchdown that year on a botched opponent fake field goal attempt. Priefer's kickoff coverage unit was one of the league's best a year earlier with Kansas City finishing the 2007 season fifth in the NFL in opponent average drive start after kickoffs (26.1-yd. line). Colquitt also excelled under Priefer that year, posting a 45.5-yard gross punting average that represented the second-highest season mark in Chiefs history.

During Priefer's first year with the Chiefs in 2006, Colquitt set a franchise season record with a 39.3-yard net punting average that led the NFL. His special teams also tied for the NFL lead with two blocked punts, including one returned for a touchdown, and accounted for one punt return touchdown (Dante Hall, 60 yds.).

As assistant special teams coach for the Giants from 2003-05, Priefer coached a unit that had the sixth-best kickoff return average (22.9 yds.) in the NFL while tying for third in the league with three kickoff return touchdowns and adding one punt return touchdown during that period. The Giants blocked seven kicks (3 punts, 3 field goals and 1 extra point) with Priefer on staff, and the coach worked with David Tyree during the 2005 season in which the wide receiver earned Pro Bowl honors for his play on special teams coverage units.

The Giants' special teams in 2005 placed second in the NFL in the comprehensive rankings compiled by Rick Gosselin of *The Dallas Morning News*. Priefer worked with a unit that year that featured a Pro Bowler (Tyree) and the league's top-scoring kicker (Jay Feely - 148 pts.) while ranking fourth in the league in average starting position after kickoffs (30.7-yard line).

In 2003, Priefer helped the Giants tie for second in the NFL with four blocked kicks (2 punts, 1 field goal, 1 extra point) during that campaign.

Priefer entered the NFL coaching ranks with the Jaguars in 2002 as their assistant special teams coach. That season, punter Chris Hanson earned the first Pro Bowl selection of his career after leading the AFC in both gross (44.2 yds.) and net (37.6 yds.) punting average. Jacksonville also posted one punt return touchdown (Bobby Shaw, 69 yds.) and two blocked kicks (1 punt, 1 field goal).

COACHING EXPERIENCE	
<i>8th NFL Season (1st with Broncos)</i>	
Denver Broncos	
Special Teams Coordinator2009
Kansas City Chiefs	
Special Teams2006-08
New York Giants	
Asst. Special Teams2003-05
Jacksonville Jaguars	
Asst. Special Teams2002
Northern Illinois University	
Defensive Tackles/Asst. Spec. Teams2000-01
Virginia Military Institute	
Inside Linebackers/Spec. Teams Coord.1999
Youngstown State University	
Tackles/Tight Ends/Asst. Spec. Teams1997-98
U.S. Naval Academy	
Graduate Assistant1994-96

From 1994-2001, Priefer coached special teams at the collegiate level, working for Navy (1994-96), Youngstown State University (1997-98), Virginia Military Institute (1999) and Northern Illinois University (2000-01).

Priefer's instruction at Northern Illinois helped wide receiver Justin McCareins earn Mid-American Conference Special Teams Player of the Year honors in his first year at the school in 2000. In addition to instructing the Huskies' special teams, Priefer coached their defensive tackles during his two seasons at NIU.

He spent one season at Virginia Military Institute in 1999, coaching its special teams and inside linebackers, after a two-year stint at Youngstown State under Head Coach Jim Tressel. He worked with the special teams, tackles and tight ends at Youngstown State and was part of its Division I-AA National Championship squad in 1997.

Priefer began his coaching career as a graduate assistant at Navy in 1994, instructing its special teams that season before coaching its linebackers and defensive line from 1995-96. He also coached special teams and served as defensive coordinator for Navy's junior varsity team from 1995-96.

A quarterback and wide receiver on Navy's junior varsity and lightweight teams from 1985-88, Priefer flew helicopters as a Naval officer for six years (1989-94) after his graduation. His work included tours of duty on the USS America in the Persian Gulf and the Mediterranean Sea.

Priefer owns a bachelor's degree from Navy and received a master's degree from the University of Maryland in 1997. His father, Chuck, was a long-time coach who worked in the NFL for 17 seasons and coached at the collegiate level for 12 years.

Priefer was born on Aug. 21, 1966, in Cleveland. He is married to Debbie, and the couple has four children: Samantha, Michael Jr., Wilson and Katie.



CLANCY BARONE

TIGHT ENDS

Clancy Barone enters his first season as tight ends coach for the Denver Broncos in 2009 after instructing that position in the NFL for the last four years with the San Diego Chargers (2007-08) and Atlanta Falcons (2005-06). He was named to his current position on Jan. 23, 2009.

Barone is in his 23rd year of coaching and worked at the collegiate level for his first 17 years in the profession before beginning his NFL coaching career in 2004 as the Falcons' assistant offensive line coach.

During each of the last four years as a tight ends coach in the NFL, Barone has instructed a Pro Bowl selection with the Chargers' Antonio Gates (2007-08) and the Falcons' Alge Crumpler (2005-06) earning multiple Pro Bowl berths under his direction. A long-time offensive line coach at the collegiate level, Barone has instructed 27 offensive linemen who have signed NFL contracts while also coaching five Outland Trophy semifinalists (nation's best interior lineman) and three Rimington Trophy semifinalists (nation's best center).

Gates further cemented his reputation as one of the league's most productive tight ends in two seasons with Barone as his position coach from 2007-08, earning consecutive Pro Bowl appearances. Barone's instruction helped the Charger tie for first among NFL tight ends in touchdown catches (17), rank third in receiving yards (1,688) and tie for fourth in receptions (135) over that span.

During Barone's final year as San Diego's tight ends coach in 2008, Gates earned his fifth consecutive Pro Bowl selection after registering the second-most receiving touchdowns (8) in the NFL at his position group. He also placed sixth among league tight ends in receptions (60) and seventh in receiving yards (704).

COACHING EXPERIENCE

6th NFL Season (1st with Broncos)

Denver Broncos

Tight Ends2009

San Diego Chargers

Tight Ends2007-08

Atlanta Falcons

Tight Ends2005-06

Assistant Offensive Line2004

Texas State University

Assistant Head Coach/Off. Coordinator2003

University of Houston

Offensive Coordinator/Offensive Line2000-02

University of Wyoming

Offensive Coordinator/Offensive Line1997-99

Eastern Illinois University

Offensive Line1994-96

Texas A&M University

Assistant Offensive Line1993

Sacramento State University

Offensive Line1991-92

American River College

Offensive Line1987-90

Barone's first year coaching the Chargers' tight ends in 2007 saw Gates average a career-best 13.1 yards per reception that ranked second among league tight ends. He also picked up Pro Bowl accolades, finishing the year second among NFL tight ends in touchdown catches (9) while ranking fourth at the position in receptions (75) and receiving yards (984).

Crumpler benefited from Barone's guidance with the Falcons from 2005-06, appearing in the Pro Bowl during both of those seasons and totaling the third-most receiving yards (1,657) among NFL tight ends in that two-year period. He also tied for third in the league in touchdown catches (13) and ranked eighth in receptions (121) at his position in two years under Barone.

In addition, the blocking of Atlanta's tight ends with Barone on staff helped the club average an NFL-best 171.4 rushing yards per game from 2005-06 and lead the league in rushing during each of those two seasons.

Crumpler was named to his fourth consecutive Pro Bowl with Barone coaching Atlanta's tight ends in 2006 after leading NFC tight ends (2nd in NFL) with a career-high eight touchdown grabs and ranking fourth in the league at his position in receiving yards (780). His 877 receiving yards and 65 receptions working with Barone in 2005 represented Falcons single-season records for tight ends and resulted in a Pro Bowl selection.

In 2004, Barone began his NFL coaching career as Atlanta's assistant offensive line coach, helping the club lead the league with a franchise-record 5.1 yards per rush average and advance to the NFC Championship Game.

Barone spent seven seasons as an offensive coordinator in college from 1997-2003, working in that capacity for Texas State University (2003), the University of Houston (2000-02) and the University of Wyoming (1997-99). He had additional responsibilities as assistant head coach for Texas State while also coaching the offensive lines for Houston and Wyoming.

Texas State's offense was one of the best in the nation under Barone's direction in 2003, ranking seventh in the country in yards per game (443.4) en route to setting numerous school offensive records. He was named Division-I Offensive Line Coach of the Year by the National Offensive Line Coaches Association following his final year at Houston in 2002, a season in which Cougars running back Joffrey Reynolds ranked ninth in the nation in rushing (128.8 ypg. / 1,545 yds.). During his three years at Wyoming, Barone's offensive line gave up a total of just 35 sacks.

An offensive lineman at the University of Nevada and Sacramento State University, Barone's coaching career began at American River College (Sacramento, Calif.), where he coached its offensive line from 1987-90. He spent two seasons coaching the offensive line at Sacramento State from 1991-92 before serving as assistant offensive line coach at Texas A&M University in 1993 and coaching Eastern Illinois University's offensive line from 1994-96.

Barone was a four-sport star at Red Bluff High School in Red Bluff, Calif., and was born on July 26, 1963, in San Andreas, Calif. He and his wife, Rosie, have three children: Gianna, Stefano and Isabella.



RICK DENNISON

OFFENSIVE LINE

Rick Dennison enters his 15th year on the Denver Broncos' coaching staff in 2009 and his ninth season handling the instruction of the club's offensive line. A former linebacker on three Super Bowl teams for the Broncos from 1982-90, Dennison also was the Broncos' offensive coordinator for the previous three seasons after serving as their offensive line coach from 2001-05, special teams coach from 1997-2000 and offensive assistant from 1995-96.

Working with Denver's offensive line from 2001-08, Dennison has overseen a unit that annually is regarded as the best in the business. The Broncos' line has helped the team rank second in the NFL in rushing (137.6 ypg.) and total offense (354.9 ypg.) since 2001 while posting four of the top-10 single-season marks in club history for both total yards and rushing yards.

The Broncos have recorded five individual 1,000-yard rushing seasons by four different players with Dennison coaching their offensive line since 2001. Denver's offensive line has been equally adept at pass blocking under Dennison, surrendering the fourth-fewest sacks (226) in the league since 2001

COACHING EXPERIENCE

15th NFL Season (15th with Broncos)

Denver Broncos

Offensive Line2009

Offensive Coordinator/Offensive Line2007-08

Offensive Coordinator2006

Offensive Line2001-05

Special Teams1997-00

Offensive Assistant1995-96

Suffield Academy (Connecticut)

Assistant Coach1992-94

and posting three of the four-lowest single-season sacks allowed totals in club history, including a franchise record-low 12 in 2008.

Featuring two tackles in their first year as starters, Dennison's offensive line was one of the league's most productive units in 2008. Denver's 12 sacks allowed were a franchise record and tied for the NFL lead, and its 6,333 yards of offense ranked second in club history for a single season as well as in the league for the year. Despite placing a league-high seven running backs on injured reserve, the Broncos ranked third in the league in yards per rush (4.8) with the help of their offensive line.

Individually, rookie left tackle Ryan Clady (Associated Press) and second-year right tackle Ryan Harris (*Sports Illustrated*) received All-Pro recognition while center Casey Wiegmann earned the first Pro Bowl selection of his 13-year career under Dennison in 2008.

With a line that had three players in their first season starting at their respective positions for the majority of the year, the Broncos' offense still was among the league's most productive under Dennison in 2007. Denver was fourth in the NFL in yards per play (5.7) and ranked fifth in the league in yards per rush (4.6) with running back Selvin Young posting the third-most rushing yards (729) by an undrafted rookie in NFL history.

In his first year as offensive coordinator during the 2006 season, Dennison oversaw an offensive line that helped the Broncos become one of only three teams in the NFL to feature two running backs with at least 670 rushing yards in Tatum Bell (1,025 yds.) and undrafted rookie Mike Bell (677 yds.). His line paved the way for the NFL's fifth-ranked offense (360.4 ypg.) in 2005, helping Denver post a 13-3 record and capture the AFC West title en route to advancing to the AFC Championship Game.

The Broncos' offensive line continued its dominance under Dennison in 2004 by setting a then-club record with only 15 sacks allowed. Dennison's group was instrumental in the Broncos ranking fourth in the NFL in rushing behind Reuben Droughns' 1,240 yards, the converted fullback's first 1,000-yard rushing season and the third 1,000-yard rushing performance by a Bronco in the previous four years.

In 2002, Dennison's line helped running back Clinton Portis, who rushed for 1,508 yards and 15 touchdowns, win the NFL's Offensive Rookie of the Year award. Denver's offense in 2002 finished the season ranked second in the AFC in total offense (380.6 ypg.) and third in rushing (141.6 ypg.).

As special teams coach from 1997-2000, Dennison coached a unit that was key to the Broncos' success, which was highlighted by their back-to-back World Championships from 1997-98. His coverage units held opponents to a tie for the deepest average drive start (26.1-yard line) in the AFC in 2000. One of Dennison's most outstanding performers, Detron Smith, was recognized in 1999 for his excellence in an often under-appreciated realm, being voted to the Pro Bowl as the special-teams performer.

Kicker Jason Elam enjoyed the finest season of his six-year NFL career under Dennison in 1998, earning his second Pro Bowl selection by setting a franchise record for PATs in a season (58-of-58) and converting 85.2 percent (23-of-27) of his field goal attempts. Punter Tom Rouen consistently performed at or near the top of the league rankings under Dennison's tutelage, posting a gross average of more than 46 yards per punt for the second year in a row in 1999 to lead the NFL.

Under Dennison's guidance in 1997, the Broncos' special teams played an integral role in leading the franchise to its first World Championship. Darrien Gordon tied for the NFL lead with three touchdowns on punt returns and ranked second in the NFL in punt return average (13.6 yds.) while Elam ranked second in the AFC (4th in NFL) in scoring (124 pts.) and Rouen ranked fourth in the AFC (5th in NFL) in net punting average (38.1 yds.).

A former standout linebacker for the Broncos, Dennison joined the Broncos' coaching staff in 1995 after spending the previous three years coaching at the high school level for Suffield Academy in Suffield, Conn. He served for two years in Denver as an offensive assistant from 1995-96, providing quality control work and assistance of all types to the offensive coaching staff, before being promoted to special teams coach on Feb. 12, 1997.

Dennison played linebacker for the Broncos from 1982-90, appearing in 128 games (52 starts) and three Super Bowls (XXI in 1986, XXII in '87 and XXIV in '89). In 1989, he received the Ed Block Memorial Courage Award. A year earlier, Dennison ranked second on the Broncos in tackles with 133 during the 1988 campaign while posting a team-high three fumble recoveries that year.

Dennison joined the Broncos as a college free agent in 1982 after a fine collegiate career at Colorado State University, where he was a second-team Academic All-American as a senior and earned three varsity letters. In 1979, Dennison received a bachelor's degree in civil engineering from CSU followed by a master's degree in the same field from CSU in 1982.

Born in Kalispell, Mont., on June 22, 1958, Dennison attended Rocky Mountain High School in Fort Collins, Colo., where he lettered in football, basketball and baseball. His father, George, is in his 19th year as president of the University of Montana.

Rick and his wife, Shannon, have two sons (Joseph and Steven), 5-year-old twin daughters (Abrynn and Allie) and a 1-year-old son (Trey).



ED DONATELL

SECONDARY

Ed Donatell enters his sixth season coaching the secondary for the Broncos in 2009 after having served in that capacity for the club from 1995-99, helping Denver to back-to-back Super Bowl championships during the 1997 and '98 campaigns. Donatell was named to his current position on Jan. 20, 2009.

Donatell, who spent last season as the University of Washington's defensive coordinator, has seven years of experience as an NFL defensive coordinator, handling that role for Atlanta (2004-06) and Green Bay (2000-03). He has coached in the NFL for 18 seasons, instructing eight different players who have earned a total of 13 Pro Bowl selections, and owns 17 years of experience as a defensive backs coach at the professional and collegiate ranks.

Over the past two decades, Donatell has instructed several safeties regarded among the best in NFL history. He has worked with Ronnie Lott, Steve Atwater, LeRoy Butler, Darren Sharper, Lawyer Milloy and most recently Brian Dawkins, whom the Broncos signed as an unrestricted free agent in the 2009 offseason.

In addition, he has coached in 15 NFL playoff games, including three conference championship games and two Super Bowls.

Before working as a special assistant for the New York Jets in 2007, Donatell was the Falcons' defensive coordinator from 2004-06. Atlanta's defense was one of the NFL's best in sacks and third-down percentage during that three-year period and featured four players who earned a total of six Pro Bowl selections.

In his first season with Atlanta in 2004, the Falcons advanced to the NFC Championship Game and led the NFL in sacks (48) for the first time in club history. During his final year as the Falcons' defensive coordinator in 2006, the club led the NFL in third-down percentage (30.2) while ranking sixth in the league in yards per carry allowed (3.8).

Donatell spent four seasons as Green Bay's defensive coordinator from 2000-03, helping the Packers record an NFL-best 116 takeaways from 2001-03. Green Bay advanced to the playoffs during each of those three seasons, including the 2001 and '02 campaigns when the club won the NFC North title.

In 2002, Donatell's defense set a Green Bay record with 52 sacks and led the NFL with 45 takeaways. Individually, Sharper earned his second Pro Bowl selection under Donatell that year after tying for the NFC lead among safeties with seven interceptions.

Donatell was part of Denver's back-to-back Super Bowl championships during the 1997 (XXXII) and '98 (XXXIII) seasons while serving a five-year stint as its defensive backs coach from 1995-99. The Broncos were seventh in the league in both passing yards per game (199.6) and passing yards per attempt (6.5) allowed en route to earning three playoff berths during Donatell's time on staff.

Atwater was named to the Pro Bowl three times (1995-96, '98) under Donatell, and safety Tyrone Braxton was named to the Pro Bowl once (1996) with Donatell as his position coach. The Broncos ranked among the league's top 10 clubs against the pass in four of Donatell's five seasons as defensive backs coach, including during three consecutive years from 1995-97.

Donatell worked as the Jets' defensive backs coach from 1990-94, instructing Pro Football Hall of Famer Lott during his final two professional seasons.

Before beginning his NFL coaching career, Donatell coached defensive backs for seven seasons at the collegiate level for Cal State Fullerton (1989), the University of Idaho (1986-88) and the University of the Pacific (1983-85). He completed two-year stints as a graduate assistant at Washington (1981-82) and Kent State University (1979-80).

COACHING EXPERIENCE

19th NFL Season (6th with Broncos)

Denver Broncos

Secondary2009

University of Washington

Defensive Coordinator2008

New York Jets

Special Assistant2007

Atlanta Falcons

Defensive Coordinator2004-06

Green Bay Packers

Defensive Coordinator2000-03

Denver Broncos

Defensive Backs1995-99

New York Jets

Defensive Backs1990-94

Cal State Fullerton

Defensive Backs1989

University of Idaho

Defensive Backs1986-88

University of the Pacific

Defensive Backs1983-85

University of Washington

Graduate Assistant1981-82

Kent State University

Graduate Assistant1979-80

An all-conference defensive back, team captain and four-year letterwinner at Glenville State University in Glenville, W. Va., Donatell received a bachelor's degree in physical education at the school in 1979 before earning a master's degree in administration from Kent State in 1981.

Donatell, who is a native of Stow, Ohio, attended Stow High School and was born on Feb. 4, 1957, in Akron, Ohio. He is married to Shari, and they are the parents of Brenna, Thomas and Steven. Thomas in 2009 begins his redshirt freshman season playing safety for the University of Iowa.



ADAM GASE

WIDE RECEIVERS

Adam Gase enters his first year as wide receivers coach for the Denver Broncos in 2009 and begins his fifth season coaching in the NFL. He was named to his current position on Jan. 20, 2009.

Gase was an offensive assistant for San Francisco in 2008 after coaching three seasons (2005-07) with Detroit, including serving as the club's quarterbacks coach during the 2007 campaign. He began his coaching career in 2000 at Louisiana State University and worked at the school until taking a position in the Lions' scouting department in 2003.

As an offensive assistant with the 49ers in 2008, Gase worked under Offensive Coordinator Mike Martz with an offense that ranked fifth in the NFL with 64 plays that went at least 20 yards. The 49ers, whose head coach was Mike Nolan, had the sixth-fewest dropped passes (21) in the league for the season according to Stats Inc.

Gase also coached in a Martz-led offense during his final two seasons with the Lions from 2006-07. As Detroit's quarterbacks coach in 2007, Gase helped quarterback Jon Kitna total the sixth-most passing yards (4,068) in the NFL while becoming only the ninth player in NFL history to post consecutive 4,000-yard passing seasons.

A 16-game starter in 2007, Kitna's passing yardage output under Gase that year ranked as the third highest by a Lion in franchise history. His play at the quarterback position helped the Lions become the first NFL team since Houston in 1990 to have four wide receivers each post at least 650 receiving yards in the same season.

From 2005-06, Gase coached as an offensive assistant with the Lions, working under Head Coach Steve Mariucci in 2005 and under Head Coach Rod Marinelli in 2006.

The 2005 campaign marked the beginning of Gase's NFL coaching career, and he worked as an offensive assistant for Detroit primarily with its running backs and quarterbacks. He broke into the NFL in 2003 with the Lions as a scouting assistant and held that position until 2005.

From 2000-02, Gase worked at Louisiana State under Head Coach Nick Saban, serving as a defensive graduate assistant for the school in 2000 before working in recruiting and as an assistant to the head coach from 2001-02. During his three years with the Tigers, the school had a 26-12 overall record, won two bowl games (Peach Bowl in 2000, Sugar Bowl in 2001) and earned one Southeastern Conference Championship (2001).

Gase attended Michigan State University from 1996-99 and received a bachelor's degree from the school. He worked as a student assistant for the Spartans' football program, which was led by Saban during those years, and was on the same staff as Broncos Head Coach Josh McDaniels in 1999 when McDaniels was a graduate assistant at the school.

Gase was born on March 29, 1978, in Ypsilanti, Mich., and is married to Jennifer.

DID YOU KNOW?

Running back Floyd Little, who played for Denver from 1967-75, was the first No. 1 draft pick ever signed by the Broncos. Selected by Denver with the sixth overall pick in 1967 from Syracuse University, Little totaled the second-most rushing yards (6,323) and the fourth-most rushing touchdowns (43) in professional football during his nine-year career.



DON MARTINDALE

LINEBACKERS

Don Martindale enters his first season as linebackers coach for the Denver Broncos in 2009 after instructing the Oakland Raiders' linebackers for the previous five years. Martindale, who has 23 years of coaching experience, was named to his current position on Jan. 21, 2009.

During five seasons coaching the Raiders' linebackers from 2004-08, Martindale helped Oakland rank sixth in the NFL against the pass over that period (199.2 ypg.). His coaching was instrumental in the development of linebacker Kirk Morrison as the 2005 third-round pick registered the most tackles in the AFC (2nd in NFL) with 491 stops in four seasons playing for Martindale.

Morrison and Thomas Howard, a 2006 second-round pick, developed into two of the league's best linebackers at forcing takeaways under Martindale. The two each registered seven interceptions from 2006-08, making them two of the NFL's top five interceptors among linebackers during that three-year period.

Oakland linebacker Danny Clark also thrived under Martindale, registering the ninth-most tackles (243) in the league during the coach's first two seasons with the Raiders from 2004-05 when he primarily coached the club's inside linebackers.

In 2008, Martindale's group of linebackers was led by Morrison, who tied for fourth in the league and led Oakland for the second year in a row with a career-high 137 tackles (101 solo). His tackle total was the highest by an Oakland defender in 10 seasons.

Howard's six interceptions under Martindale's guidance in 2007 tied for fifth in the league among all players and were the most by an NFL linebacker in four seasons. He scored two touchdowns on interception returns en route to totaling an AFC-best 172 return yards as a key part of a defense that tied for the NFL lead in fewest passing first downs allowed (156).

Oakland featured a linebacking corps coached by Martindale in 2006 that was a key part of a defense that led the NFL in fewest passing yards allowed (150.8 ypg.) and fewest 10+yard plays (151) while ranking third in the league in overall defense (284.8 ypg.). Morrison had more tackles for losses (11) than any linebacker in the league, and Howard placed fourth among league rookies with 106 stops.

Martindale's coaching helped Morrison lead all NFL rookies in tackles (112) in 2005. Clark had a team-high 113 stops in 2005 under Martindale, who coached on a defense that was fifth in the league in forcing three-and-outs (27.7%) and sixth in red zone touchdown percentage (45.8).

In his first season coaching the Raiders' linebackers in 2004, Martindale worked with Clark during the linebacker's first year in Oakland and guided him to a career-high 130 tackles that ranked eighth in the NFL.

Before entering the NFL coaching ranks, Martindale coached for three seasons (2001-03) at Western Kentucky University. He handled the Hilltoppers' defensive coordinator duties in 2003 with additional responsibilities coaching inside linebackers after instructing inside linebackers/special teams from 2001-02.

Martindale's defense at Western Kentucky was one of the strongest in Division I-AA in 2003, allowing the sixth-fewest yards per game. A year earlier in 2002, his linebackers were a key part of its national championship squad and comprised three of the Hilltoppers' top-five leading tacklers.

In his first year at Western Kentucky in 2001, Martindale coached linebacker Erik Dandy to All-America honors in just his sophomore year. He instructed another All-American, linebacker Edgerton Hartwell, in 1999 as defensive coordinator/linebackers coach at Western Illinois University.

Martindale coached for three years (1996-98) at the University of Cincinnati, instructing its linebackers/special teams from 1997-98 and teaching its defensive ends in 1996. The Bearcats advanced to their first bowl game (Humanitarian Bowl) in 50 seasons with him on staff in 1997.

COACHING EXPERIENCE

6th NFL Season (1st with Broncos)

Denver Broncos

Linebackers2009

Oakland Raiders

Linebackers2006-08

Inside Linebackers2004-05

Western Kentucky University

Defensive Coordinator/Inside Linebackers ...2003

Inside Linebackers/Special Teams2001-02

Western Illinois University

Defensive Coordinator/Linebackers1999

University of Cincinnati

Linebackers/Special Teams1997-98

Defensive Ends1996

University of Notre Dame

Defensive Assistant1994-95

Northmont High School (Ohio)

Defensive Coordinator1992-93

Trotwood-Madison High School (Ohio)

Defensive Coordinator1989-91

Brookville High School (Ohio)

Defensive Coordinator1988

Defiance College

Defensive Coordinator/Secondary1987

Secondary1986

A defensive assistant at the University of Notre Dame from 1994-95, Martindale coached on teams that played in the Fiesta Bowl (1994 season) and Orange Bowl (1995 season). His stint with the Fighting Irish came after he coached at the high school level in Ohio as a defensive coordinator for three different schools (Northmont, Trotwood-Madison and Brookville) from 1988-93.

Martindale's coaching career began at his alma mater, Defiance College (Defiance, Ohio), where he served as secondary coach in 1986 and was defensive coordinator/secondary coach in 1987. He graduated from Defiance with a bachelor's degree in business education after playing linebacker at the school.

An all-state linebacker at Trotwood Madison High School in Trotwood, Ohio, Martindale was born on May 19, 1963, in Dayton, Ohio. He is married to Laura, and the couple has one daughter (Cassie) and one son (Ty).



WAYNE NUNNELY

DEFENSIVE LINE

Wayne Nunnely begins his first season as defensive line coach for the Denver Broncos in 2009 after spending the previous 12 years coaching that position for the San Diego Chargers. Nunnely, who has 33 years of coaching experience, is in his 15th

year coaching at the NFL level and was named to his current position on Jan. 21, 2009.

One of the first African-American head coaches at the Division I-level during a stint at the University of Nevada-Las Vegas from 1986-89, Nunnely spent 18 years coaching in college before starting his NFL coaching career in 1995 as New Orleans' defensive line coach. He served in that capacity until the 1997 season when he began coaching in San Diego, where he became tied as the second-longest tenured assistant coach in Chargers history.

During his 12 seasons with the Chargers, Nunnely's defensive line helped San Diego rank second in the NFL in yards per carry allowed (3.7) and third in rushing yards per game allowed (97.2) over that period. Nunnely's unit led the NFL in fewest rushing yards per game twice (1998, 2005) and had the league's lowest yards per carry average during three different seasons (1998-99, 2001).

San Diego also was adept at forcing sacks with Nunnely on staff and totaled the sixth-most sacks (355) in the league from 2000-08, including an NFL-high 177 sacks from 2005-08. Chargers defensive tackle Jamal Williams developed into one of the best interior linemen in the NFL under Nunnely, earning three consecutive trips to the Pro Bowl (2005-07).

As a team, the Chargers enjoyed one of the most prosperous periods in club history with Nunnely on staff. San Diego won four division titles during Nunnely's time as defensive line coach, including three consecutive AFC West crowns from 2006-08.

The Chargers advanced to the AFC Championship Game in 2007 for the first time in 13 seasons with Nunnely's defensive line helping the club rank fifth in the NFL and second in the AFC with 42 sacks. A year earlier in 2006, San Diego registered a league-high 61 sacks that marked the second most in franchise history for a season and the most by a Chargers team in 20 seasons.

Nunnely's defensive linemen were part of a San Diego run defense in 2005 that ranked first in the NFL in rushing yards per game allowed (84.3) and third in yards per carry allowed (3.5) while tying for fifth in the league in sacks (46). Williams earned the first Pro Bowl selection of his career, and defensive end Luis Castillo was a consensus all-rookie selection.

San Diego was third in the league against the run (81.7 ypg. / 3.7 avg.) in 2004 after giving up a league-low 3.3 yards per rush in 2001, a year in which defensive end Marcellus Wiley had 13 sacks under Nunnely's instruction to earn Pro Bowl honors.

COACHING EXPERIENCE

15th NFL Season (1st with Broncos)

Denver Broncos

Defensive Line2009

San Diego Chargers

Defensive Line1997-2008

New Orleans Saints

Defensive Line1995-96

UCLA

Defensive Line1993-94

University of Southern California

Running Backs1991-92

University of Nevada-Las Vegas

Head Coach1986-89

Running Backs1982-85

University of the Pacific

Running Backs1980-81

Cal State Fullerton

Defensive Line1979

Cal Poly Pomona

Defensive Line1978

Running Backs1977

University of Nevada-Las Vegas

Graduate Assistant1976

Valley High School (Nevada)

Assistant Coach1975

From 1998-99, the Chargers' defensive line was the NFL's best at stopping the run with Nunnely's group helping the club lead the league in fewest yards per carry allowed during each of those seasons.

San Diego set franchise single-season records for fewest yards per rush allowed (2.7) and fewest rushing yards per game allowed (71.3) in 1998. The Chargers' 2.7 yards per carry average was the lowest total allowed by an NFL team since the 1970 merger while their 71.3 yards per game average was the fourth-lowest year total allowed by an NFL team since the 16-game schedule was implemented in 1978.

During two seasons (1995-96) as the Saints' defensive line coach, Nunnely coached on a defense that tied for the sixth-most sacks (85) in the NFL during that period. New Orleans' 44 sacks in Nunnely's first year with the club in 1996 tied for fourth in the league.

Nunnely spent four years (1991-94) as a position coach in the Pacific-10 Conference before beginning his NFL coaching career. He instructed the defensive line at UCLA from 1993-94 after coaching running backs at the University of Southern California from 1991-92.

In 1990, Nunnely worked at his alma mater, UNLV, as its director of minority student affairs after concluding his four-year career as its head coach. At the time of his hire in 1986, he became the first African-American head coach on the West Coast along with just the fifth in Division I-A history. Nunnely and Cleve Bryant became the first African-American head coaches in Division I-A history to coach against each other with Nunnely's squad defeating Ohio University 26-18 during the 1988 season.

Before being named head coach at UNLV, Nunnely was its running backs coach from 1982-85. He also coached the position at the University of the Pacific from 1980-81 and had stints at Cal State Fullerton (defensive line in 1979), Cal Poly Pomona (defensive line in 1978 and running backs in 1977) and UNLV (graduate assistant in 1976).

Nunnely's coaching career began in 1975 as an assistant coach for Valley High School in Las Vegas after competing as a student athlete at UNLV, where he played fullback and lettered in track. He received a bachelor's degree in physical education from UNLV in 1975 and also was voted the school's Most Outstanding Male Physical Educator.

Born on March 29, 1952, in Los Angeles, Nunnely competed in football and track at Monrovia High School in Monrovia, Calif. He is married to Velda, and they have three sons (Steven, Channing and Aaron) and one daughter (Amber).



GREG SAPORTA

ASST. STRENGTH AND CONDITIONING

Greg Saporta enters his 15th season as assistant strength and conditioning coach for the Denver Broncos in 2009. He assists Strength and Conditioning Coach Rich Tuten in coordinating the year-round strength and conditioning program for the National Football League franchise.

Saporta came to Denver in 1995 from the University of Florida, where he had two separate stints as an assistant strength coach under Tuten. He originally began his career as a student assistant at Florida in 1981 and became assistant strength coach in 1985. Saporta held that position until 1988 when he went to the University of North Carolina to assume the same position from 1988-92, once again working with Tuten, who had been named strength director at the school.

Saporta, 52, returned to Florida in 1992 to resume his position as assistant strength coach, which he held until April 1995 when he joined the Broncos' staff.

Originally from Manhattan, N.Y., Saporta received a bachelor's degree in physical education with a concentration in exercise physiology from Florida in 1985. He previously attended Buffalo State University in New York, where he lettered for two years in football and rugby while also competing on its track team.

Greg and his wife, Nancy, reside in Lone Tree, Colo.

COACHING EXPERIENCE

15th NFL Season (15th with Broncos)

Denver Broncos

Asst. Strength and Conditioning1995-2009

University of Florida

Assistant Strength1992-95

University of North Carolina

Assistant Strength1988-92

University of Florida

Assistant Strength1985-88

Student Assistant Strength1981-84



BOBBY TURNER

RUNNING BACKS

Bobby Turner begins his 15th season as the Denver Broncos' running backs coach in 2009. Turner, who entered the NFL's coaching ranks when he joined Denver's staff in 1995, also worked for 20 years as a college assistant and has 37 combined years of coaching experience at the professional, collegiate and high school levels.

In his final collegiate coaching stop before moving to the NFL, Turner served as assistant head coach, offensive coordinator and running backs coach at Purdue University from 1991-94. Turner was the running backs coach at Ohio State University from 1989-90, a period when the Buckeyes went to two bowl games and had one of the best running games in the Big Ten Conference.

Before his stint at Ohio State, Turner coached the running backs at Fresno State University (1983-88) and at his alma mater, Indiana State University. He accepted a position coaching Indiana State's running backs and quarterbacks in 1975 and also worked as the team's strength and conditioning coordinator that season. Turner was Indiana State's defensive backs coach as well as its strength and conditioning coordinator from 1976-77 before working as the team's running backs coach and special teams coordinator from 1978-81. In his final year at Indiana State in 1982, he coached defensive backs and served as special teams coordinator.

Turner began his coaching career at Haworth High School in Kokomo, Ind., where he was an assistant coach with the football and basketball teams from 1972-74.

Turner enjoyed a fine career as an all-conference defensive back at Indiana State, where he played both football and basketball. He tied the school's single-season record as a sophomore by recording nine of his 16 career interceptions, including two returned for touchdowns.

He earned a bachelor's degree in health and physical education from Indiana State in 1972 before receiving a master's degree in education/administration from the school in 1976.

Turner was born on May 6, 1949, in Midway, Ala., and grew up in East Chicago, Ind. He and his wife, Kimberly, have three daughters—Nacole, Krishana and Kiaana—and make their home in Centennial, Colo.

COACHING EXPERIENCE

15th NFL Season (15th with Broncos)

Denver Broncos

Running Backs1995-2009

Purdue University

Asst. Head Coach/Offensive Coordinator/
Running Backs1991-94

Ohio State University

Running Backs1989-90

Fresno State University

Running Backs1983-88

Indiana State University

Defensive Backs/Special Teams Coordinator1982

Running Backs/Special Teams Coordinator1978-81

Defensive Backs/Strength and Conditioning1976-77

Running Backs/Quarterbacks/
Strength and Conditioning1975

Haworth High School (Indiana)

Assistant Coach1972-74



RICH TUTEN

STRENGTH AND CONDITIONING

Rich Tuten enters his 15th season as the Denver Broncos' strength and conditioning coach in 2009.

Tuten also has worked as the director of strength of conditioning at the University of Florida (1993-94, '80-'87) as well as the athletic strength director at the University of North Carolina (1988-92). He received a bachelor's degree in therapeutic recreation from Clemson University in 1978 and was a three-year letterman for the Tigers at nose guard.

Rich and his wife, Donna, live in Colorado and have two sons: Will and Matt.

Will received both a bachelor's degree and an MBA from Gardner-Webb University, where he played wide receiver. He now works in the personnel department for the Broncos. Matt attends the University of Pennsylvania, where he plays wide receiver and is a student in the Wharton Business School.

COACHING EXPERIENCE

15th NFL Season (15th with Broncos)

Denver Broncos

Strength and Conditioning1995-2009

University of Florida

Director of Strength and Conditioning1993-94

University of North Carolina

Athletic Strength Director1988-92

University of Florida

Director of Strength and Conditioning1980-87



ROMAN PHIFER

ASSISTANT LINEBACKERS

A three-time Super Bowl-winning linebacker during his 15-year playing career, Roman Phifer begins his coaching career with the Denver Broncos in 2009. He was named assistant linebackers coach for the club on Feb. 9, 2009, and will assist Don Martindale with the instruction of the

Broncos' linebacking crops.

Phifer saw time in 212 career regular-season games (177 starts) during his NFL career and started for the New England Patriots during their wins in Super Bowl XXXVI (2001), XXXVIII (2003) and XXIX (2004). Selected by the Los Angeles Rams in the second round (31st overall) of the 1991 NFL Draft from UCLA, Phifer spent his first eight professional seasons with that organization before playing for the New York Jets (1999-2000), New England Patriots (2001-04) and the New York Giants (2005).

For his career, Phifer registered 1,296 tackles (923 solo), 29 sacks, 11 interceptions, 18 forced fumbles and eight fumble recoveries in regular-season play. He appeared in nine playoff games (7 starts), helping the Patriots post a 9-0 record in those contests en route to totaling 48 tackles (33 solo) for his postseason career.

The linebacker recorded five 100-tackle seasons during his playing career, including consecutive 100-tackle efforts from 1995-96 with the Rams and from 2002-03 with the Patriots. Phifer, whose 170 tackles (123 solo) with the Rams in 1996 represented a career high, also appeared in all 16 games during nine of his 15 professional seasons.

During his four seasons with the Patriots from 2001-04, Phifer started 53-of-68 games played and helped New England post a 52-16 (.765) record when in the lineup. New England finished with a winning record in each of those campaigns with Phifer in addition to winning three AFC East titles and three Super Bowls. He also appeared in every one of New England's games during its NFL-record 21-game winning streak from 2003-04.

Phifer's 384 tackles (263 solo) in four seasons with New England were second to only linebacker Tedy Bruschi's 403 stops (269 solo) among Patriots during that span. He led the club with 109 tackles in 2002 despite missing two games and also was chosen as the Patriots' Byron "Whizzer" White Award winner a year earlier for his humanitarian and leadership efforts.

An All-Pacific-10 Conference selection as a senior at UCLA, Phifer registered 112 tackles (76 solo) during his collegiate career. He attended South Mecklenburg High School in Pineville, N.C., where he competed in football, basketball and track. As a senior, he was tabbed the Athlete of the Year by the *Charlotte Post*.

Phifer, who majored in history at UCLA, was born on March 5, 1968, in Plattsburg, N.Y., and was raised in Charlotte, N.C. He is married to Linda, and the couple has two sons (Jordan and Angelo) and one daughter (Milan).

COACHING EXPERIENCE

1st NFL Season (1st with Broncos)

Denver Broncos

Assistant Linebackers2009



KEITH BURNS

COACHING ASSISTANT

Following a 13-year playing career in which he became one of the most accomplished special teams players in the NFL, former linebacker Keith Burns begins his third season on the Denver Broncos' staff in 2009 as a coaching assistant. Burns played for

the Broncos for 11 seasons and spent the last two years with the club as a special teams assistant.

In 2008, Burns' work with Denver's special teams helped college free agent punter Brett Kern earn consensus all-rookie honors after posting the fifth-best gross punting average (46.7 yds.) in the league. Rookie wide receiver Eddie Royal enjoyed a strong season as a returner under Burns, ranking seventh in the NFL in kickoff return average (26.1 yds.) while also handling punt return duties.

Burns instructed a Broncos special teams unit in 2007 that played a key role in several victories as kicker Jason Elam became the first player since the 1970 NFL merger to convert four walk-off, game-winning field goals in the same season (2 in regulation, 2 in overtime). Denver also scored a touch-

COACHING EXPERIENCE

3rd NFL Season (3rd with Broncos)

Denver Broncos

Coaching Assistant2009

Special Teams Assistant2007-08

down on a punt return for the first time in four years with Glenn Martinez's 80-yard scoring return sparking a *Monday Night Football* win against Tennessee.

During his playing career with the Broncos from 1994-98, 2000-03 and '05-06, Burns led the team or tied for its season high in special-teams tackles seven times and totaled 186 special-teams stops in 166 career games (3 starts) with the club. The 37-year-old, whose 166 career games played with Denver tie for the 14th most by a player in club history, also added 70 defensive tackles (47 solo), 1.5 sacks (9 yds.), two pass breakups and one forced fumble as a Bronco.

He was a key member of the Broncos' teams that won Super Bowl XXXII in 1997 and XXXIII in 1998 and helped Denver earn three AFC West titles (1996, '98, 2005) along with six playoff berths (1996-98, 2000, '03, '05). Burns' 12 career postseason games with Denver tie for the 10th most by a player in team history.

Burns entered the NFL with Denver as a seventh-round choice (210th overall) in the 1994 NFL Draft from Oklahoma State University. In addition to playing for the Broncos, he spent the 1999 season with the Chicago Bears and competed for the Tampa Bay Buccaneers during the 2004 campaign.

For his entire NFL career, Burns played 197 games (3 starts) and totaled 231 special-teams tackles. He also posted 77 career defensive stops (50 solo), 1.5 sacks (9 yds.), one interception (15 yds.), three pass breakups and one forced fumble.

Burns is a native of Greeleyville, S.C., and was born on May 16, 1972. He and his wife, Michelle, have two daughters (Danielle and Rachel) and one son (Keith).



BEN MCDANIELS

COACHING ASSISTANT

Ben McDaniels enters his first season as a coaching assistant for the Denver Broncos in 2009. He was named to that position on Jan. 21, 2009, after coaching at the high school level in Ohio as well as at the University of Minnesota.

McDaniels spent the previous three years coaching high school football in Ohio, instructing quarterbacks at Massillon Jackson High School (Massillon, Ohio) in 2008 after a two-year stint coaching that position at Canton McKinley Senior High School (Canton, Ohio) from 2006-07. He began his coaching career in 2003 as a wide receivers coach at Warren Harding High School (Warren, Ohio) before coaching as a graduate assistant at Minnesota for two years from 2004-05.

At Massillon Jackson High School in 2008, McDaniels coached quarterbacks and assisted with play calling and opponent scouting. He spent 2006-07 as a quarterbacks coach at Canton McKinley, helping the school post a 12-2 record and advance to the state semifinals in 2006.

McDaniels worked for the University of Minnesota as a graduate assistant under Head Coach Glen Mason from 2004-05. The Golden Gophers posted a 7-5 record and earned a berth in the Music City Bowl during each of those two seasons with McDaniels working with the wide receivers in 2004 and the defensive backs in 2005.

While at Minnesota in 2005, McDaniels was part of its team that recaptured the "Little Brown Jug" with a victory over the University of Michigan. The last-second road win marked the Golden Gophers' first victory against Michigan since 1986 in one of college football's oldest rivalries.

McDaniels was a quarterback at Kent State University under Head Coach Dean Pees from 1999-2001 after playing for Canton McKinley, which he led to a 37-3 record and two state championships during his three years as a starter. He set Canton McKinley career and single-season records for passing yards and touchdowns while helping it earn a No. 1 national ranking from *USA Today* in 1997.

His father, Thom McDaniels, coached him for two years (1996-97) in high school and established himself as one of the state's most celebrated coaches during his 16-year career (1982-97) as Canton McKinley's head coach. McDaniels also coached under his father in 2008 when he was Massillon Jackson's head coach and in 2003 when he was Warren Harding's head coach.

The younger brother of Broncos Head Coach Josh McDaniels, Ben McDaniels received a bachelor's degree in sport management from Kent State and a master's degree in sport management from Minnesota. He was born on June 6, 1980, in Barberton, Ohio.

COACHING EXPERIENCE

1st NFL Season (1st with Broncos)

Denver Broncos

Coaching Assistant2009

Massillon Jackson High School (Ohio)

Quarterbacks2008

Canton McKinley Senior High School (Ohio)

Quarterbacks2006-07

University of Minnesota

Graduate Assistant2004-05

Warren Harding High School (Ohio)

Wide Receivers2003



JAY RODGERS

COACHING ASSISTANT

Jay Rodgers enters his first season as a coaching assistant for the Denver Broncos in 2009. Rodgers, who spent the last nine years working at the collegiate level, was named to his current position on Jan. 21, 2009.

A former college quarterback, Rodgers was Iowa State University's wide receivers coach for the previous two years after instructing quarterbacks at Stephen F. Austin University (2005-06) and Missouri State University (2004). He served as passing game coordinator at Dodge City Community College in Kansas during the 2003 season following stints at Louisiana State University (2001-02) and Ohio State University (2000).

Rodgers instructed Iowa State's all-time leading wide receiver, Todd Blythe, during his senior campaign in 2007 and helped him to honorable mention All-Big 12 Conference accolades after he posted a career-high 52 catches (779 yds., 5 TDs) that year. Blythe signed a free-agent contract with the New Orleans Saints following the completion of his collegiate career.

During two seasons as Stephen F. Austin's quarterbacks coach from 2005-06, Rodgers worked with one of the best passing offenses in the country. The school ranked 12th nationally with a Southland Conference-best 283.5 passing yards per game average in 2005, and quarterback Zeke Dixon accounted for 20 touchdown passes and 2,407 passing yards that year.

Rodgers coached quarterbacks at Missouri State in 2004 after serving as passing game coordinator at Dodge City Community College in 2003, helping that school rank eighth nationally in passing yards per game.

He spent two years as a graduate assistant at LSU from 2001-02, years in which the Tigers won the Southeastern Conference's Western Division. He was a defensive graduate assistant in 2002, working primarily with the defensive backs, and was an offensive graduate assistant on LSU's 2001 squad that won the SEC title and the Sugar Bowl.

Rodgers' coaching career began in 2000 as a recruiting intern at Ohio State.

In college, Rodgers played quarterback for three seasons at the University of Indiana, starting 15 games, before transferring to Missouri State for his senior season. In his one season with the Bears in 1999, he was voted team captain and MVP after setting several school single-season passing records.

A native of Austin, Texas, Rodgers attended Austin Westlake High School and received a bachelor's degree from Indiana in 2000. He is married to Melissa and was born on Aug. 29, 1976, in St. Paul, Minn.



MARK THEWES

ASSISTANT TO HEAD COACH

Mark Thewes enters his seventh season in the NFL and his first year with the Denver Broncos in 2009 having been named Assistant to Head Coach Josh McDaniels on Jan. 12, 2009. His previous NFL experience came with the Cleveland Browns from 1999-2004, and he spent four years working for GMR Marketing in Charlotte, N.C., before joining the Broncos.

Thewes serves as the liaison between Coach McDaniels and the rest of the Broncos' coaching staff to all internal departments within the organization. He manages McDaniels' off-the-field activity, including coaching staff communication, operations, scheduling, media obligations, budgeting and personal requests.

A native of Canton, Ohio, Thewes worked as an intern in the operations and marketing departments at the Pro Football Hall of Fame before joining the Browns as an intern for their re-entry into the NFL in 1999. He was hired full time by the Browns in 2000 and handled marketing/sponsorships for the club through 2004.

At GMR Marketing, Thewes was an account director in its sports marketing division. In that capacity, he worked with NFL, NCAA and NASCAR accounts.

A four-year starter on the baseball team at Miami University (Oxford, Ohio), Thewes received a bachelor's degree from the school before earning a master's degree in sports administration from Ohio University. He is a graduate of Canton McKinley Senior High School in Canton, Ohio.

Mark and his wife, Megan, have one son (Wade) and one daughter (Gwen).

FOOTBALL OPERATIONS



KEITH KIDD

DIRECTOR OF PRO PERSONNEL

Keith Kidd is in his 15th year working in the NFL in 2009 and begins his first year as the Denver Broncos' director of pro personnel. A member of the personnel department that helped build the New England Patriots' back-to-back Super Bowl-champion teams from 2003-04, Kidd joined the Broncos on Feb. 20, 2009.

Kidd gained 14 years of experience in the NFL with New England (2002-04), Cleveland (1999-2001) and Arizona (1991-98). He spent the last three seasons as an NFL analyst for ESPN's scouting organization, Scouts Inc., and also wrote columns for ESPN.com.

As assistant director of pro personnel with the Patriots from 2002-04, Kidd worked with Head Coach Bill Belichick and personnel director Scott Pioli, helping the club to back-to-back Super Bowl wins during the 2003 and '04 seasons (XXXVIII and XXXIX). New England owned the best overall record (43-11 / .796) in the NFL during that three-year period and won a league-record 21 consecutive games from 2003-04.

Kidd was part of the Browns' re-entry into the NFL in 1999 as their director of pro personnel and worked in that capacity through the 2001 season. He oversaw the scouting of NFL players as well as the advance scouting of each upcoming opponent for Cleveland while assisting with the signing of free agents and the negotiating of player contracts.

Before joining the Browns, Kidd spent eight years with the Cardinals' scouting department from 1991-98 and also handled additional responsibilities for the club during that time.

He began his career as a graduate assistant at his alma mater, Eastern Kentucky University, in 1987 and worked at the school through the '88 campaign. He spent 1989-90 as a graduate assistant at Arizona State University, where he worked with the Sun Devils' defensive backs.

Born in Richmond, Ky., Kidd is a graduate of Eastern Kentucky with a master's degree in sports administration and a bachelor's degree in physical education.

His father, Roy Kidd, spent 39 seasons as the head coach for EKU from 1964-2002 and was inducted into the College Football Hall of Fame in 2003. Roy Kidd retired in 2002 with the sixth-most wins (314 / 314-124-8 overall record) of any coach in Division I or Division I-AA history. Eastern Kentucky's football stadium and its conference's annual coach of the year award are named in his honor.

Keith and his wife, Laura, have one son, Kody.



MATT RUSSELL

DIRECTOR OF COLLEGE SCOUTING

Matt Russell begins his first season with the Denver Broncos in 2009 as the club's director of college scouting, a position he was named to on April 30, 2009. A former All-American and Butkus Award winner (nation's best linebacker) at the University of Colorado, Russell joined the Broncos after scouting for seven seasons in the NFL with Philadelphia (2006-08) and New England (2001, '03-05).

As director of college scouting, Russell is responsible for leading the Broncos' college scouting efforts. The 36-year-old also oversees the club's eight-person

college scouting staff.

Russell spent the 2008 season as the national scout for the Eagles after scouting the Western region for the club from 2006-07. Philadelphia earned playoff berths during two of Russell's three seasons on its staff, including the 2008 campaign when the Eagles advanced to the NFC Championship Game.

Hired by the Patriots as a pro scout in December 2000, Russell served in that capacity for the club during its Super Bowl XXXVI-winning season in 2001 and worked as an area scout for the team from 2003-05. New England won consecutive Super Bowls (XXXVIII in 2003 and XXXIX in '04) with Russell on staff during that time, and its 45-11 (.804) overall record from 2003-05 was the best mark in the NFL.

A four-year starter at Colorado from 1993-96, Russell finished his collegiate career ranked first in school history in unassisted tackles (282) and second in total tackles (446). He received all-conference honors during each of his final two seasons with the Buffaloes, including a senior campaign in which he was a consensus first-team All-American and received the Butkus Award after posting a career-high 137 tackles.

Selected by Detroit in the fourth round (130th overall) of the 1997 NFL Draft, Russell earned all-rookie honors before knee injuries forced him to retire in 2000. He spent the 2000 season as a graduate assistant coach for Colorado, helping to instruct the Buffaloes' linebackers, before beginning his scouting career.

Russell lived in Germany, England and various parts of the United States as a child. He attended Belleville East High School in Belleville, Ill., and was born on July 5, 1973, in Tokyo, Japan.



MIKE BLUEM

DIRECTOR OF FOOTBALL ADMINISTRATION

Mike Bluem is in his 15th season with the Denver Broncos' organization in 2009 and begins his fifth year as the club's director of football administration.

Bluem spent his first five years with the Broncos as a college scouting assistant before being promoted to coordinator of college scouting operations in 2000. He took on additional responsibilities with the salary cap in 2001 when he was named coordinator of football administration, a position he held until 2005 when he was promoted to director of football administration.

Bluem came to the Broncos as an intern in 1995, assisting in the college scouting department and helping to design and implement the Broncos' computerized Player Personnel System.

Bluem's current responsibilities include negotiating player contracts; managing the salary cap and player budgets, including forecast analysis of future years as well as compliance with the Collective Bargaining Agreement and NFL Player Personnel rules; and assisting in other areas of player personnel.

In addition, he has been a member of the NFL Management Council Club Services Committee since 2004. That committee is responsible for overseeing technology development and management council/club interaction.

Bluem, 36, previously held a position with the Liberty University (Lynchburg, Va.) baseball team, assisting in computer-related areas, including statistical tracking.

A native of Lewisville, Texas, Bluem earned his bachelor's degree in sports management from Liberty University in 1995. He attended high school at Temple Christian Academy in Lewisville.

Mike and his wife, Shelley, along with their 3-year-old twin children, Zackary and Kylie, make their home in Highlands Ranch, Colo.



LENNY MCGILL

ASSISTANT DIRECTOR OF COLLEGE SCOUTING

Lenny McGill enters his first year in 2009 as the Denver Broncos' assistant director of college scouting, a position he was named to on May 1, 2009. He joined the Broncos after spending the previous nine years as a college scout for Green Bay following the conclusion of his six-year NFL playing career.

As a college scout with the Packers, McGill was responsible for scouting the Central Plains region. Hired by Green Bay on Feb. 2, 2000, he was part of five playoff berths and four division titles with the Packers while helping the club post the NFL's sixth-best regular-season record (84-60 / .583) from 2000-08.

Before beginning his scouting career, McGill played cornerback in the NFL and saw time in 62 career regular-season games (9 starts) and three postseason contests with Green Bay (1994-95), Atlanta (1996-97) and Carolina (1998). He totaled 104 tackles (84 solo), four interceptions (29 yds.), 16 pass breakups, one sack (5 yds.), two fumble recoveries and one forced fumble for his NFL career.

McGill played at Arizona State University from 1990-93 and was a two-year starter for the Sun Devils, earning honorable mention All-Pacific-10 Conference honors as a senior. He also lettered for three seasons on the Sun Devils' track and field team, finishing second in the conference in the triple jump as a sophomore.

McGill attended Orange Glen High School in Escondido, Calif., where he was a four-year letterman in football, basketball and track who was inducted into the San Diego High School Hall of Fame in 2002. He was named one of the top 10 defensive backs in the country by *The Sporting News* and was ranked No. 1 in the nation in the triple jump as a senior.

A graduate of Arizona State with a bachelor's degree in criminal justice, McGill was born on May 31, 1971, in Long Beach, Calif.



ADAM PETERS

WESTERN REGIONAL SCOUT

Adam Peters is in his first year scouting for the Denver Broncos in 2009 and evaluates the Western region for the club.

Peters joined the Broncos after spending six seasons (2003-08) in the New England Patriots' personnel department, including the past three years with the club as an area scout. In 2005, he handled pro scouting duties for the Patriots.

Peters entered the NFL in 2003 as a scouting assistant with New England and was a member of its staff for consecutive Super Bowls wins (XXXVIII in 2003 and XXXIX in '04) with the club during that time. The Patriots' 45-11 (.804) over-

all record from 2003-05 was the best mark in the NFL.

Before joining the Patriots, Peters served as a football operations graduate assistant at UCLA in 2002 after playing defensive end for the Bruins from 1999-2001. He transferred to UCLA from West Valley Junior College in Saratoga, Calif., where he played tight end for two seasons (1997-98) and earned all-conference honors.

A native of Cupertino, Calif., Peters attended Monta Vista High School (Cupertino, Calif.) and was a two-sport standout in football and baseball during his prep career.



CHRIS TRULOVE

COORDINATOR OF PRO SCOUTING

Chris Trulove begins his 16th year with the Denver Broncos' organization in 2009 and his 15th season in the player personnel department. After five years as the team's pro personnel assistant, he began his role as the pro scout in 2000 and was named coordinator of pro scouting before the start of the 2006 season.

Trulove, 38, began his pro personnel career under former Pro Scouting Director Jack Elway in 1994. He is now responsible for joining General Manager Brian Xanders and Director of Pro Personnel Keith Kidd in the scouting and planning of unrestricted, restricted and street free-agent acquisitions as well as scouting weekly opponents. His duties include the scouting of players for potential trades, released players from around the NFL, the Canadian Football League and the Arena Football League.

These efforts involve extensive game film review, player research, written evaluations, player tryouts and contract negotiations as needed.

Trulove also assists in office report evaluations for the NFL Draft. He began his tenure with the Broncos in 1994 as a player personnel and marketing intern, moving full-time into player personnel after the '94 season.

A native of Laurinburg, N.C., Trulove was born on April 27, 1971, and is a graduate of Scotland County High School. He received a bachelor's degree in business administration from the University of North Carolina in 1993 and a master's degree in sport management from the University of Georgia in 1994.

Chris and his wife, Shanda, have a 2-year-old daughter, Ashlyn, and a newborn son, Dawson. The family resides in Highlands Ranch, Colo.



DAVE BRATTEN

COLLEGE SCOUT. COORD. / MT. AREA SCOUT

Dave Bratten is in his 11th season with the Denver Broncos' organization in 2009 and his ninth year in the college scouting department. He works as the Broncos' college scouting coordinator and also evaluates the mountain area for the club.

Bratten's current duties include player evaluation and systems management. The 35-year-old initially joined the Broncos in 1997 as a media relations intern.

He earned a master's degree in sports management from Georgia Southern University in 1998 and a bachelor's degree in English from Monmouth (Ill.)

College in 1996. Bratten is a graduate of Arvada West High School in Arvada, Colo.

Dave and his wife, Kim, reside in Lakewood, Colo.



ANTHONY KELLY

ASST. COORD. OF PRO AND COLLEGE SCOUTING

Anthony "Champ" Kelly begins his third season with the Denver Broncos in 2009 and his second year as the club's assistant coordinator of pro and college scouting. He joined the Broncos in 2007 as a college scout with responsibilities evaluating the Northeast region.

Kelly was hired by the Broncos after working as the general manager and wide receivers coach for the Lexington Horsemen of United Indoor Football during their 2007 campaign. A former wide receiver at the University of Kentucky, Kelly

continued his playing career with the Horsemen from 2003-06 as a defensive standout and was a two-time first-team UIF All-Star.

During his final season playing for the Horsemen in 2006, Kelly received the UIF Man of the Year Award. The honor recognized his leadership both on the field and in the community.

Kelly, who served as Lexington Christian Academy's offensive coordinator from 2002-06, also is proficient in computer programming and software development and owns corporate business experience.

He was an organizational developer for Nurses Registry and Home Health in Lexington, Ky., from July 2005 to January 2007 with compliance responsibilities within the company. Kelly worked for IBM in Lexington, Ky., from May 2002 through July 2005 as a software/quality engineer.

Certified by the NFLPA as a contract advisor, Kelly received a bachelor's degree in computer science from Kentucky in 2001 and earned a master's degree in business administration from the school in 2003.

A native of Campbellton, Fla., Kelly was born on Nov. 27, 1979, and is married to Stephanie.



EUGENE ARMSTRONG

SOUTHEAST AREA SCOUT

Eugene Armstrong enters his third season as a college scout with the Denver Broncos in 2009 and evaluates the Southeast area for the franchise. He joined the Broncos after spending seven years (2000-06) working in the Houston Texans' personnel department, including his final three seasons with the club as a college scout evaluating the Southwest and Midwest regions.

Armstrong was hired by the Texans in 2000 as a scouting intern and was promoted to a college scouting assistant in 2002 for the franchise's inaugural season. In that capacity, he maintained the club's college database and reviewed prospect tapes while scouting the states of Texas, Louisiana and Oklahoma.

Armstrong earned a bachelor's degree in business administration from the University of Tulsa, where he played safety for the Golden Hurricanes.

Born on Jan. 15, 1977, Armstrong played football and baseball at Elsik High School in Houston, where he currently resides. He has a daughter, Shelbi, and is married to the former Kimberly Anderson.



SCOTT DISTEFANO

MIDWEST AREA SCOUT

Scott DiStefano is in his 28th year with the Denver Broncos' personnel department in 2009 and scouts the Midwest area for the club.

He began his career with the Broncos scouting the Rocky Mountain and Southwest regions before shifting his focus to the Midwest in 1990. In addition to his scouting duties with the Broncos during the 1980s, DiStefano also assisted with the breakdown of film cutups for Assistant Head Coach Joe Collier.

DiStefano, 52, was a quarterback at Colorado State University from 1976-80.

Although he had opportunities to play for the Hamilton Tiger-Cats and Edmonton Eskimos of the Canadian Football League, he opted to begin his coaching career as a graduate assistant at Colorado State in 1981. He served in that capacity for the year before coming to the Broncos in 1982.

A native of Alliance, Ohio, DiStefano was an all-conference quarterback in 1975 at Alliance High School, the same school that produced Pro Football Hall of Fame quarterback Len Dawson. Among the honors bestowed upon him was the 1974 Massillon (Ohio) JayCee's conference sportsmanship award, a prestigious honor from such a football-rich region of Ohio.

DiStefano makes his home in Chicago. He spends part of his free time volunteering at youth football camps and assisting with high school football programs in the Chicago area. His father, Oliver J. DiStefano, assisted the Broncos' scouting department in the 1980s under Head Coach Dan Reeves.



CAL MCCOMBS
NORTHEAST AREA SCOUT

Cal McCombs enters his fourth year with the Denver Broncos in 2009 and scouts the Northeast area for the club.

McCombs joined the Broncos after spending seven years (1999-2005) as the head coach at Virginia Military Institute, where he was named Southern Conference Coach of the Year in 2002.

All but two of McCombs' 37 years of coaching experience came at a military college, including a 15-year stint at the United States Air Force Academy as its secondary coach from 1984-89 and defensive coordinator from 1990-98.

With McCombs on Air Force's staff from 1984-98, the Falcons compiled a 119-64-1 (.649) record. They appeared in 10 bowl games (5-5 record), won two Western Athletic Conference Championships and captured a WAC Mountain Division Championship during that time.

McCombs worked for 13 years as an assistant coach at The Citadel from 1971-83, holding positions as defensive coordinator, recruiting coordinator, defensive backs coach, quarterbacks coach, offensive back coach and academic counselor. He began his coaching career in 1969 as a graduate assistant at the University of South Carolina, where he also worked in the same capacity during the 1970 season.

McCombs was a two-year letterwinner in football at The Citadel (1965-66), earning All-Southern Conference accolades in that sport as well as in track and field (high jump). He graduated from The Citadel in 1967.

McCombs was born on Aug. 4, 1945, in Belton, S.C. He and his wife, Lynne, reside in Lexington, Va., and have two children: Will (38) and Layne (35). He also has three grandchildren: Bennett, Calvin and Vivian.



GREG MILLER
GREAT PLAINS AREA SCOUT

Greg Miller is in his 12th year scouting for the Denver Broncos in 2009 and evaluates the Great Plains area for the club.

Miller spent 1994-97 as a regional scout for National Football Scouting, evaluating prospective NFL talent from colleges in nine upper-Midwest states. His duties included performing the first line of evaluation, rating and computer-generated reporting on hundreds of college players for 14 NFL clubs as well as assisting in the planning and execution of the National Invitational Camp, which

is commonly referred to as the NFL's Scouting Combine.

A 54-year-old native of Mitchell, S.D., Miller was an all-state defensive tackle, team MVP and team captain at Mitchell Senior High School, where he also participated in baseball, basketball and track. He earned a football scholarship to Iowa State University in 1973 and transferred in 1975 to South Dakota State University, where he was a three-year starter at offensive tackle and team captain as well as a two-time all-conference pick.

Before his stint with NFS, Miller worked 16 years for International Multifoods, ascending from District Sales Coordinator to Director of Operations for the entire West region by 1994.

Greg's wife, Jane, is a registered nurse. They have a daughter, Adrienne, and two sons, Mike and Nolan, and make their home in Grand Island, Neb. Adrienne is employed as a physician assistant in the Mayo Clinic's Department of Neurosurgery. She and her husband, Russell Wyant, live in Rochester, Minn. Mike is employed by the Philadelphia Eagles in their player personnel department. He and his wife, Molly, live in Ridley Park, Pa. Nolan is a recent graduate of Augustana College in Sioux Falls, S.D., and played baseball for the school.

DID YOU KNOW?

The Broncos posted an undefeated record (6-0) in 2008 with an even or positive turnover ratio and joined Arizona (7-0) and Indianapolis (10-0) as one of three clubs in the NFL to accomplish that feat.



NICK SCHIRALLI
MID-ATLANTIC AREA SCOUT

Nick Schiralli enters his second season as a college scout for the Denver Broncos in 2009 and evaluates the Mid-Atlantic area for the franchise.

Schiralli joined the Broncos after spending two years (2006-07) as an offensive graduate assistant at the University of Florida, where he also was a four-year letterman as a wide receiver from 1996-99. He served in a variety of capacities with the Gators and was a part of their staff in 2006 that helped the team to a BCS national championship victory.

The 33-year-old spent four years working with the football program at the University of North Carolina from 2002-05. He was an offensive graduate assistant coach with the Tar Heels in 2005 after working as a recruiting administrator and special teams assistant from 2002-04.

Schiralli began his professional career in 2000 as the wide receiver coach at Cardinal Newman High School in West Palm Beach, Fla., before coaching wide receivers and special teams at Gainesville High School in Gainesville, Fla., in 2001.

As a wide receiver at Florida, Schiralli played 36 career games and was a two-time All-Southeastern Conference academic team selection. He was a member of the Gators' 1996 national championship squad as well as two SEC Championship teams and was named to the SEC's Good Works Team recognizing his efforts in the community.

Schiralli holds master's degrees in sports management as well as human performance from Florida. He also owns bachelor's degrees from Florida in telecommunications and public relations.

Nick is married to Jenny. They have a 2-year-old son, Cale, and a 1-year-old daughter, Sawyer Mae.



CORNELL GREEN
SCOUTING CONSULTANT

Cornell Green enters his 30th year scouting in the NFL and his 23rd season doing so for the Denver Broncos in 2009, a year that marks his fifth as a scouting consultant for the club. Green has scouted the Southwest, South, East and Midwest regions earlier in his career with the Broncos.

Before his involvement with the Broncos' organization, Green scouted for the Dallas Cowboys during and after his illustrious playing career. He began scouting for the Cowboys in 1970 while still an active player and continued scouting through 1979, at which time he entered private business until coming to the Broncos in 1987.

Green, 69, was signed by the Cowboys as a free agent and went on to play for Dallas from 1962-75, seeing time at cornerback for 10 years before moving over to safety for his last four seasons. Green earned Pro Bowl honors seven times, winning that honor at both cornerback and safety.

He did not play college football but was a two-time All-American basketball player (1959-60 and 1961-62) at Utah State, where he averaged 23 points per game at forward for the Aggies from 1959-62. Green is a member of the Basketball Hall of Fame in both the states of Oklahoma and Utah. His brother, Pumpsie Green, had a lengthy career in major league baseball.

A native of Boley, Okla., Cornell and his wife, Betty, have two children, Randy and Ronney, and make their home in Dallas.

DID YOU KNOW?

Tight end Shannon Sharpe, who played 12 seasons for the Broncos from 1990-99 and 2002-03, owns more receptions (815), receiving yards (10,060), receiving touchdowns (62), Super Bowl wins (3) and Pro Bowl selections (8) than any of the seven tight ends enshrined in the Pro Football Hall of Fame.

Sharpe was named the first-team tight end on the NFL 1990s All-Decade Team as chosen by the Hall of Fame Selection Committee members. He was a finalist for the Pro Football Hall of Fame in 2009, which marked his first year of eligibility.



JOE ELLIS

CHIEF OPERATING OFFICER

Joe Ellis is in his second season as Chief Operating Officer of the Denver Broncos in 2009 after he was named to that position on Jan. 11, 2008, following 10 years as the club's Executive Vice President of Business Operations. He rejoined the Broncos for his second stint with the team in 1998 from the NFL's league office, where he had been Vice President of Club Administration and Stadium Management.

Ellis, who began his career with the Broncos as their Director of Marketing from 1983-85, is responsible for ensuring the Broncos' business and financial objectives are met. His responsibilities include business and financial management, marketing and sales functions, media relations, ticket operations, and facilities and administrative operations for the National Football League team.

A driving force in helping with the creation of INVESCO Field at Mile High, which opened in 2001, Ellis is an extremely active participant in all aspects of the stadium's management and development. In this capacity, he has worked very closely with important members of the political, business and civic communities that comprise the cultural fabric of Denver.

Ellis came to his present position with comprehensive expertise in the areas of stadium operations, fiscal planning, personnel management, marketing, media and community relations. He also oversees Stadium Management Company (SMC), which operates and manages INVESCO Field at Mile High.

During his first stint with the Broncos as their Director of Marketing from 1983-85, Ellis was in charge of all marketing and promotions implemented by the club during that time. He left the Broncos following the 1985 season to obtain his master's degree from the J.L. Kellogg School of Management at Northwestern University. He graduated from Northwestern in 1988 and joined the NFL in 1990.

While with the NFL, Ellis was involved in several aspects of league operations with a strong focus on new stadium development. He was especially involved in the league's oversight of the Cleveland Browns' re-entry into the NFL in 1999.

Ellis represents the Broncos on numerous boards and civic organizations in the metropolitan area and received his bachelor's degree from Colorado College in 1980.

Joe and his wife, Ann, have three children: sons Si and Zander, and daughter Catherine.

BRONCOS SCORING STREAK

The Broncos enter the 2009 season on a 261-game scoring streak in the regular season that is the longest active streak in the NFL. The streak, which began on Nov. 30, 1992, at Seattle, also is the third longest of its kind in league annals. Below is a breakdown of when Denver scored its first points during the streak.

DENVER'S 261-GAME REGULAR-SEASON SCORING STREAK

Year	Gms.	1st Pos./Ret.	1st Qtr.	2nd Qtr.	3rd Qtr.	4th Qtr.
1992	5	0	3	0	2	0
1993	16	7	8	6	1	1
1994	16	3	7	9	0	0
1995	16	7	10	5	1	0
1996	16	9	15	1	0	0
1997	16	5	12	4	0	0
1998	16	9	15	1	0	0
1999	16	8	11	2	3	0
2000	16	8	11	5	0	0
2001	16	4	9	7	0	0
2002	16	7	11	5	0	0
2003	16	8	12	3	1	0
2004	16	6	11	5	0	0
2005	16	7	10	6	0	0
2006	16	2	6	9	1	0
2007	16	6	10	4	1	1
2008	16	7	12	3	0	1
TOTALS	261	103	173	75	10	3

EXECUTIVE STAFF



Rich Slivka
General Counsel/
Senior Vice President
of Administration

VICE PRESIDENTS



Dave Abrams
Vice President
of Security



Jim Barlow
Vice President
of Finance



Greg Carney
Vice President
of Marketing



Chip Conway
Vice President
of Operations



Cindy Kellogg
Vice President of
Community Development



Jim Saccomano
Vice President
of Public Relations

OFFICE OF THE PRESIDENT

Bowlen Sports, Inc., is the corporate general partner of the Denver Broncos Football Club. BSI maintains responsibilities in the areas of finance and corporate family matters.

Mr. Pat Bowlen is the President and CEO of Bowlen Sports, Inc., as well as the Denver Broncos Football Club.



Lisa Williams
Executive Assistant
to President and CEO



Yolanda Saltus
Special Assistant



Jim Schafer
Assistant to the President



Veronica Ibarra
Executive Assistant to
Assistant to the President

ADMINISTRATIVE STAFF



Elaine Woodworth
Executive Assistant to
Chief Operating Officer



Diane Nelson
Executive Asst. to General
Counsel/Senior V.P. of Admin.



Pam Papsdorf
Executive Assistant
to Player Personnel



Kristi Nichols
Assistant Coaches
Secretary



Fred Fleming
Pro Scouting/
Dir. of Special Services



Harold Chatman
Player Development
Director



Devan Weiser
Football Operations
Assistant



Will Tuten
Player Personnel
Assistant



Meghan Zobeck
Player Personnel
Assistant

MEDICAL STAFF



Steve Antonopoulos
Head Athletic Trainer



Corey Oshikoya
Assistant Athletic Trainer



Trae Tashiro
Assistant Athletic Trainer



Josh Hartman
Assistant Athletic Trainer

EQUIPMENT



Chris Valenti
Equipment Manager



Mike Harrington
Asst. Equipment Manager



Jason Schell
Asst. Equipment Manager



Kenny Chavez
Asst. Equipment Manager

FOOTBALL INFORMATION SYSTEMS / VIDEO OPERATIONS



Tony Lazzaro
Director of Football
Information Systems



Kevin Grogan
Senior Analyst/
Programmer



Steve Scarnecchia
Director of
Video Operations



Steve Boxer
Assistant
Video Director



Gary McCune
Video Operations
Manager



Kirt Horiuchi
Video Assistant

MEDIA RELATIONS



Rebecca Villanueva
Media Services Manager



Patrick Smyth
Manager of Media Information



Dave Gaylinn
Media Projects Coordinator



Erich Schubert
Media Relations
Graduate Assistant

COMMUNITY DEVELOPMENT



Kelly Woodward
Director of
Community Development



Billy Thompson
Director of
Community Outreach

FINANCE



Fred Krebs
Manager of Cash/Treasury



Dianne Sehgal
Controller



Timi Dennis
Payroll Administrator



Gina Johnson
Accounts Payable



Nanette Thompson
Assistant Controller



Kelly Trimble
Manager of
Travel Services



Kristin Garrick
Revenue Accountant

HUMAN RESOURCES



Sheila Thomas
Director of Human Resources -
Denver Broncos



Heather Brevik
Director of Human Resources -
Stadium Management Company

INFORMATION TECHNOLOGY



Russ Trainor
Exec. Director of Information Technology

Chris Newman
IT Architect

Jason Moore
Senior IT Engineer

Mike Corey
IT Engineer

Miles Tihansky
IT Engineer

Gil Bencomo
IT Engineer

MARKETING




Brady Kellogg
Senior Director of Corporate Partnerships

Amy Marolf
Director of Corporate Partner Services

Sandy Bretzlau
Manager of Marketing and Corporate Partner Services

Bobby Mestas
Manager, Special Events and Fan Development



Derek Thomas
Manager, Marketing Partnerships

Kyle Sonneman
Manager of Team Media

Nicole Bienert
Senior Executive, Corporate Partnerships

Brad Post
Mascot Coordinator



Erica Turk
Coordinator of Corporate Partnerships

Amanda Hutchings
Marketing Assistant

Dustin Frost
Fan Development Coordinator

Chris Hall
Multimedia Producer

Erika Pillow
Graphic Designer

CHEERLEADERS



Teresa Shear
Director of Cheerleaders and Game Day Entertainment

Kelly Tilley
Director, Jr. Cheerleaders

Shelly Trujillo
Assistant Director, Cheerleaders

OPERATIONS



John Karpan
Operations Manager

Greg Johnson
Maintenance Coordinator

Adam Newman
Operations Assistant

TURF OPERATIONS



Troy Smith
Turf Manager

Nick McNamee
Assistant Turf Manager

Kyle Bauman
Assistant Turf Manager

TICKET OPERATIONS



Kirk Dyer
Executive Director of Ticket Operations and Admin.

Dennis Moore
Executive Director of Premium Seating

Katie Delay
Director of Ticket Operations

Clark Wray
Ticket Operations and Database Manager

Chad Robertson
Manager of Premium Seating



Patti Barban
ADA Manager


Craig Walsh
Manager of Suite Seats

Matt Galante
Club Seat Services Coordinator

Jennifer Trout
Club Seat Services Coordinator

Jon Carlson
Premium Seating Executive

Chris Faulkner
Premium Seating Executive



Nick Gray
Premium Seating Executive

Mike McCubbin
Premium Seating Executive

Dave Stutman
Premium Seating Executive

Stacie Quinton
Assistant Ticket Manager

Jamie Reyes
Suite Services Coordinator

Tiffany Mastroianni
Ticket Office Assistant

STADIUM MANAGEMENT COMPANY



Mac Freeman
Vice President of Stadium Operations



Andy Gorchov
Director of Stadium Operations




Scott Bliet
Manager of Event Services and Security



Jon Applegate
Event Operations Manager



Matt Shine
Parking and Site Manager



Rick Seifert
Communications Manager



Ross Kurcab
Turf Manager



Howard Brown
Facility Operations Manager



Pat Jordan
Director of Broadcasting



Pat Tetrick
Assistant Security Manager



Brett Seibel
Facilities Supervisor



Amy Crawford
Operations Coordinator



Jared Devine
Scheduling and Staff Administrator



Anna Marie Martinez
Special Events Manager



Devon Vandervort
Special Events Administrator



Patrick Bowlen III
Event Operations



Nick Young
Creative Services Manager

STADIUM MANAGEMENT COMPANY



Ryan Kehn
Senior Media Designer/
Associate Producer



Jeremy Wecker
Audio Visual Services
Coordinator



Cody Freeman
Turf Technician



Chris Hathaway
Turf Technician



Chris Hoag
Lead Electrician



Paul Cisneros
Lead HVAC Technician



Steve Eggers
Carpenter



Steve Fisher
Maintenance



Mike Gray
Electrician



Chad Henderson
Assistant Chief Engineer



Jerry Dill
HVAC Technician



Terrance "Jamie" Perkins
Lead Plumber



Curt Norton
Plumber



Fran Williams
SMC Receptionist



Gail Dodson
SMC Receptionist



Eileen Martinez
24-Hour Security
Shift Supervisor



James Kirk
24-Hour Security
Shift Supervisor



Michael Findell
24-Hour Security
Shift Supervisor



Ryan Nienhueser
Security Assistant

SMC RETAIL OPERATIONS



Tim Kellond
Retail Operations
Manager



Sue Vaughn
Retail Administrative
Supervisor



Wesley Cardenas
Assistant Buyer



Aaron Silvey
Retail Assistant

DENVER BRONCOS' WINNING TRADITION

Denver Broncos football enters its 50th season in 2009 as the team seeks to return to the pinnacle of success it enjoyed with back-to-back Super Bowl wins in 1997 and '98. Playing for the ninth year at their glistening new stadium, INVESCO Field at Mile High, the Broncos will perform before sellout crowds for the 40th consecutive season, the first 31 of which came at Mile High Stadium. The team has sold out 301 consecutive regular-season games and 316 consecutive contests including playoff games. Broncos fans have watched their team amass one of the NFL's finest records since the club's first winning season in 1973, enduring just six losing seasons—second fewest in the NFL—as shown in the list below.

This season also marks Pat Bowlen's 26th as President and Chief Executive Officer of the Broncos. During that time, Denver has enjoyed a virtually unmatched level of success in the context of the entire NFL and within the American Football Conference Western Division.

NUMBER OF LOSING SEASONS, NFL, 1973-2008

Miami5	Kansas City17
Denver6	New York Jets17
Pittsburgh7	New York Giants18
Minnesota8	Chicago19
Dallas10	Cincinnati19
New England10	New Orleans21
Washington10	Tampa Bay#21
Oakland/L.A. Raiders12	Atlanta24
Tennessee/Houston13	Detroit24
Green Bay14	Arizona/Phoenix/St. Louis25
Seattle#14	Carolina*8
Philadelphia15	Cleveland†8
San Diego16	Jacksonville*6
San Francisco16	Houston^5
St. Louis/L.A. Rams16	
Balt. Ravens/Cleveland17	<i>#began play in 1976</i>
Buffalo17	<i>*began play in 1995</i>
Indianapolis/Baltimore Colts17	<i>†began play in 1999</i>
	<i>^began play in 2002</i>

NFL's Second Best Since 1975 — The Broncos' 319-210-1 (.603) record in the regular season since 1975 ranks second in the NFL during those 34 seasons.

TOP RECORDS AMONG NFL TEAMS, 1975-2008
(regular season only)

Franchise	Record	Pct.
1. Pittsburgh Steelers	321-208-1	.607
2. Denver Broncos	319-210-1	.603
3. Miami Dolphins	308-221-1	.582
4. Dallas Cowboys	307-223-0	.579
5. San Francisco 49ers	299-230-1	.565

CHARTING THE BRONCOS' 10 DIVISION TITLES

Year	Record	AFC Playoff Record	Level Reached
1977*	12-2	2-0	Super Bowl XII
1978	10-6	0-1	AFC Divisional Playoff
1984	13-3	0-1	AFC Divisional Playoff
1986	11-5	2-0	Super Bowl XXI
1987*	10-4-1	2-0	Super Bowl XXII
1989*	11-5	2-0	Super Bowl XXIV
1991	12-4	1-1	AFC Championship
1996*	13-3	0-1	AFC Divisional Playoff
1998*	14-2	2-0	World Champions
2005	13-3	1-1	AFC Championship

*denotes seasons in which Broncos secured homefield advantage throughout AFC Playoffs.



More than 650,000 people descended on downtown Denver on Jan. 27, 1998, to salute the World Champion Broncos two days after their victory over Green Bay in Super Bowl XXXII in San Diego. A parade through the streets of the city culminated in a rally at Civic Center Park, where Colorado Governor Roy Romer and Denver Mayor Wellington Webb officially welcomed the Super Bowl champions home. A similar gathering was held a year later on Feb. 1, 1999, when the Broncos returned home from Miami after defeating Atlanta in Super Bowl XXXIII. Governor-elect Bill Owens and Mayor Webb joined the festivities to salute the back-to-back World Champs.

DENVER TIES FOR THIRD IN NFL IN SUPER BOWL APPEARANCES — The Broncos made their sixth Super Bowl appearance against Atlanta on Jan. 31, 1999, and that total ties for third in NFL history behind Dallas (8) and Pittsburgh (7). Winners of back-to-back Super Bowls (XXXII and XXXIII), the Broncos are one of just seven franchises to “repeat” as World Champions.

MOST SUPER BOWL APPEARANCES, NFL HISTORY

Franchise	Appearances	Games (wins asterisked)	Record
1. Dallas Cowboys	8	V, VI*, X, XII*, XIII, XXVII*, XXVIII*, XXX*	5-3
2. Pittsburgh Steelers	7	IX*, X*, XIII*, XIV*, XXX, XL*, XLIII*	6-1
3. Denver Broncos	6	XII, XXI, XXII, XXIV, XXXII*, XXXIII*	2-4
New England Patriots	6	XX, XXXI, XXXVI*, XXXVIII*, XXXIX*, XLII	3-3
5. Miami Dolphins	5	VI, VII*, VIII*, XVII, XIX	2-3
Oakland/L.A. Raiders	5	II, XI*, XV*, XVIII*, XXXVII	3-2
San Francisco 49ers	5	XVI*, XIX*, XXIII*, XXIV*, XXIX*	5-0
Washington Redskins	5	VII, XVII*, XVIII, XXII*, XXVI*	3-2

COMING BACK STRONGER — The 1997-98 Broncos are one of only five teams to have posted a better record during the season following a Super Bowl victory.

SUPER BOWL CHAMPIONS TO POST BETTER RECORDS THE FOLLOWING SEASON

Team	Year	Record	Next Year's Rec.	Postseason Finish
New York Giants	2007	10-6	12-4	Lost NFC Divisional Game
Indianapolis Colts	2006	12-4	13-3	Lost AFC Divisional Game
Denver Broncos	1997	12-4	14-2	Won Super Bowl XXXIII
San Francisco 49ers	1988	10-6	14-2	Won Super Bowl XXIV
Pittsburgh Steelers	1974	10-3-1	12-2	Won Super Bowl X

BRONCOS THE MOST VICTORIOUS FOR ANY THREE-YEAR PERIOD — Denver's 34-19 victory over Atlanta in Super Bowl XXXIII gave it the most wins in a three-year period (46) and the second-most wins in a two-year period (33) in NFL history (regular season and playoffs).

NFL Record for Most Wins in a Three-Year Span

- 1. Denver Broncos, 46 wins (1996-98)**
- New England Patriots, 45 wins (2003-05)
- San Francisco 49ers, 45 wins (1988-90)
- Dallas Cowboys, 44 wins (1992-94)
- Miami Dolphins, 44 wins (1971-73)

NFL Record for Most Wins in a Two-Year Span

- New England Patriots, 34 wins (2003-04)
- 2. Denver Broncos, 33 wins (1997-98)**
- New England Patriots, 32 wins ('06-07, '07-08)
- San Francisco 49ers, 32 wins (1989-90)
- Miami Dolphins, 32 wins (1972-73)

DENVER BRONCOS' WINNING TRADITION

Historical Start — The Broncos began the 1998 season by winning their first 13 games, a feat accomplished only four other times in NFL history.

TEAMS TO START 13-0 OR BETTER IN NFL HISTORY

Team	Year	Record	Reg. Season Finish	Postseason
New England	2007	16-0	16-0	Lost Super Bowl XLII
Miami	1972	14-0	14-0	Won Super Bowl VII
Denver	1998	13-0	14-2	Won Super Bowl XXXIII
Indianapolis	2005	13-0	14-2	Lost AFC Divisional Playoff Game
Chicago Bears	1934	13-0	13-0	Lost NFL Championship Game

18-Game Winning Streak — The Broncos won 18 consecutive games, including postseason, during their two-Super Bowl run from 1997-98. Denver's 18-game overall winning streak ties for the second longest in NFL history.

LONGEST WIN STREAKS IN NFL HISTORY (REGULAR SEASON AND POSTSEASON COMBINED)

Team	Wins	Date Began-Ended	Accomplishments
1. New England	21	10/5/03-10/31/04	Won Super Bowls XXXVIII and XXXIX
2. Denver	18	12/21/97-12/13/98	Won Super Bowls XXXII and XXXIII
New England	18	9/9/07-2/3/08	First-ever 16-0 regular season
San Francisco	18	11/27/89-11/18/90	Won Super Bowl XXIV
Miami	18	9/17/72-9/23/73	Won Super Bowl VII
Chicago Bears	18	11/9/41-12/13/42	Won 1941 NFL Championship
Chicago Bears	18	11/26/33-12/9/34	Won 1933 NFL Championship

Homefield Advantage — The Broncos' 209-72-0 (.744) overall record at home since 1975 is the best in the NFL. Denver owns an NFL-best 197-69-0 (.741) home record in the regular season since 1975 and is 12-3 (.800) in the postseason at home during this time.

TOP FIVE HOME RECORDS, NFL, 1975-2008

Team	Regular Season	Postseason	Total	Pct.
1. Denver	197-69-0 (.741)	12-3 (.800)	209-72-0	.744
2. Pittsburgh	188-75-1 (.714)	16-7 (.696)	204-82-1	.713
3. Dallas	176-89-0 (.664)	14-5 (.737)	190-94-0	.669
4. Miami	176-87-1 (.669)	11-7 (.611)	187-94-1	.665
5. Minnesota	176-89-1 (.664)	7-5 (.583)	183-94-1	.660

24 In A Row At Home — The Broncos won 24 consecutive home games in the regular season from 1996-98, marking the third-longest such winning streak in NFL history.

LONGEST REGULAR-SEASON HOME WIN STREAKS IN NFL HISTORY

Team	Years	Wins	Accomplishments
1. Miami	1971-74	27	Played in three consecutive Super Bowls, winning two (VII and VIII)
2. Green Bay	1995-98	25	Played in back-to-back Super Bowls, winning one (XXXI)
3. Denver	1996-98	24	Won two Super Bowls (XXXII and XXXIII)
4. Green Bay	1929-32	20	Won three consecutive NFL titles (1929-31)
5. San Francisco	1996-99	19	Played in NFC Championship Game after 1997 season
6. New England	2002-05	18	Won two Super Bowls (XXXVIII and XXXIX)
Dallas	1979-81	18	Played in NFC Championship Game after 1979, '80 and '81 seasons
Oakland	1968-70	18	Played in AFL Title Game after 1967 and '68 seasons

Perfect In Denver — The Broncos' undefeated home finish in 1998 was the club's third in a row, making the Broncos only the fourth franchise in NFL history to complete three consecutive regular seasons at home without losing a game.

MOST CONSECUTIVE UNDEFEATED HOME SLATES IN NFL HISTORY

Team	No.	Years	Records	Accomplishments
1. Green Bay	4	1929-32	5-0, 6-0, 8-0, 5-0-1	Won NFL title from 1929-31
2. Denver	3	1996-98	8-0, 8-0, 8-0	Won Super Bowls XXXII and XXXIII
Miami	3	1972-74	7-0, 7-0, 7-0	Won Super Bowls VII and VIII
Chicago Bears	3	1942-44	6-0, 5-0, 4-0-1	Won 1941 NFL Championship

PAT BOWLEN ERA (1984-2008)

NFL TEAM COMPARISON

NUMBER OF WINNING SEASONS

Miami	17
New England	17
Pittsburgh	17
San Francisco	17
Denver	16

NUMBER OF REG. SEASON WINS

San Francisco	245
Denver	243
Pittsburgh	231
New York Giants	224
Miami, New England	223

DIVISION TITLES

San Francisco	12
Pittsburgh	11
Chicago	9
New England	9
Denver	8
Dallas	8

PLAYOFF APPEARANCES

San Francisco	16
Pittsburgh	14
Denver	13
Minnesota	13
N.Y. Giants	13
Philadelphia	13
Tennessee/Houston	13

PLAYOFF GAMES

San Francisco	31
New England	29
Pittsburgh	29
Denver	26

CONFERENCE CHAMPIONSHIP GAMES

Pittsburgh	8
San Francisco	8
Denver	7
New England	7

SUPER BOWL APPEARANCES

New England	6
Denver	5
Buffalo, N.Y. Giants, San Francisco	4

WORLD CHAMPIONSHIPS

San Francisco	4
Dallas	3
New England	3
New York Giants	3
Denver	2
Pittsburgh	2
Washington	2

AFC WEST TEAM COMPARISON

NUMBER OF WINNING SEASONS

Denver	16
Kansas City	14
Oakland/L.A. Raiders	9
San Diego	7

NUMBER OF REG. SEASON WINS

Denver	243
Kansas City	208
Oakland/L.A. Raiders	190
San Diego	185

DIVISION TITLES

Denver	8
San Diego	6
Oakland/L.A. Raiders	5
Kansas City	4

PLAYOFF APPEARANCES

Denver	13
Kansas City	10
Oakland/L.A. Raiders	8
San Diego	7

PLAYOFF GAMES

Denver	26
Oakland/L.A. Raiders	14
Kansas City	13
San Diego	13

AFC CHAMPIONSHIP GAME APPEARANCES

Denver	7
Oakland/L.A. Raiders	3
San Diego	2
Kansas City	1

SUPER BOWL APPEARANCES

Denver	5
Oakland/L.A. Raiders	1
San Diego	1
Kansas City	0

WORLD CHAMPIONSHIPS

Denver	2
Kansas City	0
Oakland/L.A. Raiders	0
San Diego	0

PAT BOWLEN ERA (1984-2008)

AFC's Best Under Bowlen — The Broncos have posted the most wins (243) in the AFC and the second-most victories in the entire NFL since 1984 under the ownership of Pat Bowlen.

MOST REGULAR-SEASON WINS IN THE NFL, 1984-2008

TEAM	W	L	T	PCT.
1. San Francisco	245	153	1	.615
2. Denver	243	155	1	.610
3. Pittsburgh	231	167	1	.580
4. New York Giants	224	174	1	.563
5. Miami	223	176	0	.559
New England	223	176	0	.559
7. Philadelphia	218	177	4	.551
8. Green Bay	216	182	1	.543
9. Chicago	215	184	0	.539
Minnesota	215	184	0	.539
11. Tennessee	212	187	0	.531
12. Dallas	209	190	0	.524
13. Kansas City	208	189	2	.524
14. Washington	206	192	1	.518
15. Indianapolis	205	194	0	.514
16. Seattle	202	197	0	.506
17. Buffalo	199	200	0	.499
18. New Orleans	191	208	0	.479
19. Oakland	190	209	0	.476
20. St. Louis	186	213	0	.466
21. San Diego	185	214	0	.464
22. New York Jets	182	216	1	.457
23. Tampa Bay	167	232	0	.419
24. Atlanta	164	233	2	.414
25. Cincinnati	159	239	1	.400
26. Detroit	150	248	1	.377
27. Arizona	147	251	1	.370
Cleveland#	147	203	1	.420
29. Jacksonville*	118	106	0	.527
30. Carolina*	109	115	0	.487
31. Baltimore^	107	100	1	.517
32. Houston%	40	72	0	.357

* - Began play in 1995; ^ - Began play in 1996; # - Includes 1984-95; '99-2008; % - Began play in 2002

National Television Exposure — The Broncos have appeared in 245 nationally televised games during Pat Bowlen's 25 seasons of ownership (1984-2008).

BRONCOS NATIONALLY TELEVISED GAMES, 1984-2008

TYPE	NO.
National Doubleheader Games	97
Monday Night Games	46
Sunday Night Games	32
Postseason Games	26
Preseason Games	24
Saturday/Other Prime-Time Games	17
Thanksgiving Day Games	3
TOTAL	245 Nationally Televised Games





MATTHIAS ASKEW
 6-5 • 292 • 3RD YR. • MICHIGAN STATE
 BORN: July 1, 1982, in Ft. Lauderdale, Fla.
 HIGH SCHOOL: Dillard High School, Fort Lauderdale, Fla.
 ACQUIRED: Free Agent, 2008
 NFL YEAR: 3rd • YEAR WITH BRONCOS: 1st
 NFL GAMES PLAYED/STARTED: 6/0 • POSTSEASON: 0/0

99

DEFENSIVE LINE

ASKEW AT A GLANCE:

- A third-year defensive lineman who enters his first full season with the Broncos in 2009 after spending the final eight weeks of the 2008 campaign on their practice squad.
- Competed in Washington's training camp in 2007 and '08 after seeing time on Cincinnati's roster from 2004-06.
- Played a total of six games for the Bengals during his first two professional seasons from 2004-05, registering six tackles and one fumble recovery.
- Appeared in a career-high five games for Cincinnati as a rookie in 2004.
- Played three seasons at Michigan State University, where he totaled 144 tackles, seven sacks and 18 tackles for losses in 35 career games (19 starts).
- Joined the Broncos as a practice-squad signee on Nov. 3, 2008.
- Selected by Cincinnati in the fourth round (114th overall) of the 2004 NFL Draft.

CAREER TRANSACTIONS: Signed by Cincinnati as a draft choice 7/30/04; Placed on injured reserve (knee) by Cincinnati 12/1/04; Waived by Cincinnati 8/15/06; Signed by Washington 8/13/07; Released by Washington 9/1/07; Signed by Washington 3/17/08; Released by Washington 8/30/08; Signed by Denver (practice squad) 11/3/08; Signed by Denver to a future contract 12/29/08.



2008: Askew spent the final eight weeks of the season on Denver's practice squad after the club signed him on Nov. 3... Competed in Washington's training camp but was released on Aug. 30.

2007: Askew spent the regular season out of football after he was released by Washington on Sept. 1.

2006: Askew spent the regular season out of football after Cincinnati waived him on Aug. 15.

2005: Askew saw time in the Bengals' regular-season finale at K.C. (1/1) and had four tackles (2 solo) and one forced fumble in his only game action of the year... Inactive for Cincinnati's first 15 regular-season games and its AFC Wild Card Game vs. Pit. (1/8).

2004: Selected by Cincinnati in the fourth round (114th overall) of the 2004 NFL Draft, Askew played five games (0 starts) as a rookie and had two assisted tackles for the Bengals... Made his pro debut at NYJ (9/12)... Placed on injured reserve (knee) by the Bengals on Dec. 1.

COLLEGE: Askew played 35 career games (19 starts) in three seasons at Michigan State University and finished his collegiate career with 144 tackles (99 solo), seven sacks (45 yds.) and 18 tackles for losses... Appeared in all 13 games during his final year in 2003, starting the final 11 contests en route to totaling a career-high 69 tackles (52 solo) that led the Spartans' defensive line.

PERSONAL: Askew was a two-time all-state selection and twice was named Broward County Player of the Year at Dillard High School in Fort Lauderdale, Fla.... Majored in merchandise management at Michigan State... Matthias Askew was born on July 1, 1982, in Fort Lauderdale, Fla.

ASKEW'S REGULAR SEASON RECORD

Year	Club	G	S	UT	A	TT	S-Yds.	I-Yds.	PD	FF	FR	TD-Int.	TD-FR	S	Pts.
2004	Cincinnati	5	0	0	2	2	0-0	0-0	0	0	0	0	0	0	0
2005	Cincinnati	1	0	2	2	4	0-0	0-0	0	1	0	0	0	0	0
2006							OUT OF FOOTBALL								
2007							OUT OF FOOTBALL								
2008	Denver						PRACTICE SQUAD								
CAREER TOTALS		6	0	2	4	6	0-0	0-0	0	1	0	0	0	0	0

ASKEW'S POSTSEASON RECORD

Year	Club	G	S	UT	A	TT	S-Yds.	I-Yds.	PD	FF	FR	TD-Int.	TD-FR	S	Pts.
2005	Cincinnati	0	0	0	0	0	0-0	0-0	0	0	0	0	0	0	0
CAREER TOTALS		0	0	0	0	0	0-0	0-0	0	0	0	0	0	0	0

MATTHIAS ASKEW'S CAREER GAME-BY-GAME

(Victories asterisked)

2004 CINCINNATI (8-8)		TACKLES									
Date	Opponent	P/S	UT	A	TT	S-Yds.	I-Yds.	PD	FF	FR	
Sep 12	at N.Y. Jets	P	0	0	0	0-0	0-0	0	0	0	
Games 2-6											
Oct 31	at Tennessee	P	0	1	1	0-0	0-0	0	0	0	
Nov 7	vs. Dallas*	P	0	0	0	0-0	0-0	0	0	0	
Nov 14	at Washington*	P	0	1	1	0-0	0-0	0	0	0	
Nov 21	vs. Pittsburgh	P	0	0	0	0-0	0-0	0	0	0	
Nov 28	vs. Cleveland*										
Dec 5	at Baltimore*										
PLACED ON INJURED RESERVE (KNEE) 12/1/04											
Regular Season Totals			5/0	0	2	2	0-0	0-0	0	0	0

2005 CINCINNATI (11-5)		TACKLES									
Date	Opponent	P/S	UT	A	TT	S-Yds.	I-Yds.	PD	FF	FR	
Games 1-15											
Jan 1	at Kansas City	P	2	2	4	0-0	0-0	0	1	0	
Regular Season Totals			1/0	2	2	4	0-0	0-0	0	1	0
Jan 8	vs. Pittsburgh\$										
Postseason Totals			0/0	0	0	0	0-0	0-0	0	0	0

\$AFC Wild Card Game



BOSS BAILEY
 6-3 • 232 • 7TH YR. • GEORGIA
 BORN: Oct. 14, 1979, in Hopkinsville, Ky.
 HIGH SCHOOL: Charlton County High School, Folkston, Ga.
 ACQUIRED: Unrestricted Free Agent (Detroit), 2008
 NFL YEAR: 7th • YEAR WITH BRONCOS: 2nd
 NFL GAMES PLAYED/STARTED: 64/57

97

INSIDE LINEBACKER

BAILEY AT A GLANCE:

- A seventh-year inside linebacker who enters his second season with the Broncos in 2009 after joining the club as an unrestricted free agent from Detroit, where he spent his first five NFL seasons.
- Boss and his older brother, cornerback Champ Bailey, became the fourth pair of brothers to play for the Broncos in club history and the third pair to play for the franchise at the same time (first since Dave and Doug Widell, 1990-92) during the 2008 campaign.
- Ranked fourth on the Broncos with 44 tackles (33 solo) through six starts in 2008 before he was placed on injured reserve on Oct. 22 with a knee injury.
- Registered a career-high 3.5 sacks along with 74 tackles in 15 games (12 starts) for the Lions during the 2007 season.
- Earned the Lions' nomination for the 2005 Ed Block Courage Award after starting all 11 games played following a successful recovery from a knee injury that kept him off the field in 2004.
- Received all-rookie honors from ESPN.com and *Football Digest* with the Lions in 2003 when he started all 16 games and registered a personal-best 109 tackles that season.
- Named first-team All-Southeastern Conference as well as a semifinalist for the Butkus and Lombardi Awards as a senior at the University of Georgia.
- Joined the Broncos as an unrestricted free agent on March 6, 2008.
- Selected by Detroit in the second round (34th overall) of the 2003 NFL Draft.

CAREER TRANSACTIONS: Signed by Detroit as a draft choice 7/24/03; Placed on injured reserve (knee) by Detroit 12/16/04; Placed on injured reserve (ankle) by Detroit 12/16/05; Signed by Denver as an unrestricted free agent 3/6/08; Placed on injured reserve (knee) by Denver 10/22/08.



2008: Bailey was fourth on the Broncos with 44 tackles (33 solo) through six starts before he was placed on injured reserve on Oct. 22 with a knee injury... Also had one fumble recovery... Dressed but did not play (ankle) in the season opener at Oak. (9/8)... Tied for second on the team in tackles with five (4 solo) in his Broncos debut vs. S.D. (9/14), a game that marked the first time he had played alongside his brother, Champ, since 1998 when they played at the University of Georgia... Tied a career-high with 13 tackles (10 solo) vs. T.B. (10/5)... Played 11 snaps on *Monday Night Football* at N.E. (10/20) before suffering a season-ending knee injury.

BROTHERS WHO HAVE PLAYED FOR THE BRONCOS

BROTHERS WHO HAVE PLAYED FOR THE BRONCOS. TEAM HISTORY

Player	Position	Years	GP	GS
Boss Bailey*	Linebacker	2008	6	6
Champ Bailey*	Cornerback	2004-08	70	70
Albert Carmichael	Halfback	1960-61	16	N/A
Paul Carmichael	Halfback	1965	3	N/A
Eldon Danenhauer*	Tackle	1960-65	79	N/A
William Danenhauer*	End	1960	4	N/A
Dave Widell*	Center/Guard	1990-94	79	39
Doug Widell*	Center/Guard	1989-92	64	58

* - Spent at least one season on the Broncos' roster during the same time as his brother

2007: Bailey registered a career-high 3.5 sacks (16 yds.) along with 74 tackles (44 solo), one pass breakup, one forced fumble and a personal-best six special-teams stops in 15 games (12 starts) for the Lions... Played at the strongside linebacker position... Had a season-high nine tackles (6 solo) and one pass defended vs. Den. (11/4).

2006: Bailey had 85 tackles (51 solo), one sack (9 yds.), three passes defended and four special-teams tackles in 16 games (12 starts) with Detroit... Contributed at both the outside and middle linebacker positions (8 starts at strongside, 4 starts at middle)... Saw his first career action at middle linebacker vs. Sea. (9/10)... Led the Lions with a season-high 11 tackles at Min. (10/8) and vs. Buf. (10/15) in consecutive contests.

2005: Bailey was Detroit's nominee for the Ed Block Courage Award, playing in 11 games (11 starts) and placing third on the club with 75 tackles (48 solo) after missing the entire 2004 campaign with a knee injury... Also had one sack (6 yds.), one interception (returned 34 yards for a touchdown), three pass breakups and three special-teams stops... Placed on injured reserve with an ankle injury on Dec. 16... Returned an interception 34 yards for a score, the second of his career, vs. Car. (10/16).

2004: Bailey did not see any game action due to a knee injury suffered during training camp with the Lions... Declared inactive for the first 13 games before he was placed on injured reserve on Dec. 16.

2003: Selected by Detroit in the second round (34th overall) of the 2003 NFL Draft, Bailey started all 16 games for the Lions, posting a career-high 109 tackles (73 solo), 1.5 sacks (9.5 yds.), one interception (-2 yds.), four pass breakups, one forced fumble and one fumble recovery (returned 62 yards for a touchdown)... Received all-rookie honors from ESPN.com and *Football Digest* while being voted the club's Mel Farr Rookie of the Year... Posted nine tackles (8 solo) and had the first sack of his career (Chris Chandler) at Chi. (10/26)... Earned Diet Pepsi NFL Rookie of the Week honors at Car. (12/21) with a career and team-high 13 tackles (11 solo) along with a 62-yard fumble return for a touchdown that marked his first career score... Posted his first career interception vs. Stl. (12/28).

COLLEGE: Bailey was a three-year starter at the University of Georgia, where he recorded 266 tackles (151 solo), 7.5 sacks, three forced fumbles, two interceptions, 11 pass breakups and three blocked kicks in 48 career games (35 starts)... Received first-team All-Southeastern Conference honors as a senior while also being named a semifinalist for the Butkus (best linebacker) and Lombardi (best lineman/linebacker) Awards that year.

PERSONAL: Bailey earned honorable mention All-America recognition from *USA Today* as a senior at Charlton County High School in Folkston, Ga.... Received several prep honors, including being named to the *Atlanta Journal Constitution's* Top 50 in Georgia team... Also saw time at quarterback and punter in addition to his work on the defensive side of the ball... Posted 143 tackles, three sacks, four interceptions, 1,079 rushing yards, 23 rushing touchdowns, 1,243 passing yards and 16 passing touchdowns during his prep career... Was a track and field standout, reaching the 1996 Class A State Championships in the 110-meter hurdles and receiving the track squad's Sprint Award... Brother, Champ, is in his sixth season playing cornerback for the Broncos... Boss and his wife, Amber, are the parents of four children—Kameron, Khalil and twins Kendall and Kayden... Rodney Bailey, who was nicknamed Boss by his grandmother, was born on Oct. 14, 1979, in Hopkinsville, Ky., and was raised in Folkston, Ga.

BAILEY'S REGULAR SEASON RECORD

Year	Club	G	S	UT	A	TT	S-Yds.	I-Yds.	PD	FF	FR	TD-Int.	TD-FR	S	Pts.
2003	Detroit	16	16	73	36	109	1.5-9.5	1--2	4	1	1	0	1	0	6
2004	Detroit	0	0	0	0	0	0-0	0-0	0	0	0	0	0	0	0
2005	Detroit	11	11	48	27	75	1-6	1-34	3	0	0	1	0	0	6
2006	Detroit	16	12	51	34	85	1-9	0-0	3	0	0	0	0	0	0
2007	Detroit	15	12	44	30	74	3.5-16	0-0	1	1	0	0	0	0	0
2008	Denver	6	6	33	11	44	0-0	0-0	0	0	1	0	0	0	0
CAREER TOTALS	64	57	249	138	387	7-40.5	2-32	11	2	2	1	1	1	0	12
BRONCOS TOTALS	6	6	33	11	44	0-0	0-0	0	0	1	0	0	0	0	0

ADDITIONAL STATISTICS: Special teams tackles — 2005 (3), 2006 (4), 2007 (6), TOTAL (13). Returned a fumble 62 yards for a touchdown at Carolina (12/21/03).

BAILEY'S SINGLE GAME HIGHS

(Postseason in parentheses)

Sacks — 1.5 vs. Minnesota, 9/16/07 (none). **Sack yards** — 9 vs. Seattle, 9/10/06 (none). **Interceptions** — 1, twice, last vs. Carolina, 10/16/05 (none). **Interception return yards** — 34t vs. Carolina, 10/16/05 (none).

BAILEY'S MULTIPLE-SACK GAMES (1)

*denotes win (Bailey's teams are 1-0 when he records more than one sack in a game.)

Date	Opponent	S-Yds.
9/16/07	vs. Minnesota*	1.5-1

BOSS BAILEY'S CAREER GAME-BY-GAME

(Victories asterisked)

2003 DETROIT (5-11)		TACKLES									
Date	Opponent	P/S	UT	A	TT	S-Yds.	I-Yds.	PD	FF	FR	
Sep 7	vs. Arizona*	S	2	2	4	0-0	0-0	1	0	0	
Sep 14	at Green Bay	S	4	3	7	0-0	0-0	0	0	0	
Sep 21	vs. Minnesota	S	2	3	5	0-0	0-0	0	0	0	
Sep 28	at Denver	S	1	4	5	0-0	0-0	0	0	0	
Oct 5	at San Francisco	S	4	5	9	0-0	0-0	0	0	0	
Oct 19	vs. Dallas	S	5	2	7	0-0	0-0	0	0	0	
Oct 26	at Chicago	S	8	1	9	1-7	0-0	0	0	0	
Nov 2	vs. Oakland*	S	5	4	9	0-0	0-0	1	1	0	
Nov 9	vs. Chicago*	S	7	0	7	0.5-2.5	0-0	2	0	0	
Nov 16	at Seattle	S	2	1	3	0-0	0-0	0	0	0	
Nov 23	at Minnesota	S	4	1	5	0-0	0-0	0	0	0	
Nov 27	vs. Green Bay*	S	5	2	7	0-0	0-0	0	0	0	
Dec 7	vs. San Diego	S	3	1	4	0-0	0-0	0	0	0	
Dec 14	at Kansas City	S	5	4	9	0-0	0-0	0	0	0	
Dec 21	at Carolina	S	11	2	13	0-0	0-0	0	0	1	
Dec 28	vs. St. Louis*	S	5	1	6	0-0	1--2	0	0	0	
Regular Season Totals			16/16	73	36	109	1.5-9.5	1--2	4	1	1


2004 DETROIT (6-10)		TACKLES									
Date	Opponent	P/S	UT	A	TT	S-Yds.	I-Yds.	PD	FF	FR	
Games 1-13						INACTIVE					
Dec 19	vs. Minnesota					PLACED ON INJURED RESERVE (KNEE)	12/16/04				
Regular Season Totals			0/0	0	0	0	0-0	0-0	0	0	0

2005 DETROIT (8-11)		TACKLES									
Date	Opponent	P/S	UT	A	TT	S-Yds.	I-Yds.	PD	FF	FR	
Sep 11	vs. Green Bay*	S	6	4	10	0-0	0-0	0	0	0	
Sep 18	at Chicago	S	6	3	9	1-6	0-0	0	0	0	
Oct 2	at Tampa Bay	S	7	3	10	0-0	0-0	0	0	0	
Oct 9	vs. Baltimore*	S	5	3	8	0-0	0-0	0	0	0	
Oct 16	vs. Carolina	S	6	2	8	0-0	1-34t	1	0	0	
Oct 23	at Cleveland*	S	5	1	6	0-0	0-0	0	0	0	
Oct 30	vs. Chicago	S	3	1	4	0-0	0-0	2	0	0	
Nov 6	at Minnesota	S	0	3	3	0-0	0-0	0	0	0	
Nov 13	vs. Arizona*	S	7	1	8	0-0	0-0	0	0	0	
Nov 20	at Dallas					INACTIVE					
Nov 24	vs. Atlanta	S	3	4	7	0-0	0-0	0	0	0	
Dec 4	vs. Minnesota	S	0	2	2	0-0	0-0	0	0	0	
Dec 11	at Green Bay					INACTIVE					
Dec 18	vs. Cincinnati					PLACED ON INJURED RESERVE (ANKLE)	12/16/05				
Regular Season Totals			11/11	48	27	75	1-6	1-34t	3	0	0

2006 DETROIT (3-13)		TACKLES									
Date	Opponent	P/S	UT	A	TT	S-Yds.	I-Yds.	PD	FF	FR	
Sep 10	vs. Seattle	P	1	5	6	1-9	0-0	0	0	0	
Sep 17	at Chicago	P	2	3	5	0-0	0-0	1	0	0	
Sep 24	vs. Green Bay	P	3	3	6	0-0	0-0	0	0	0	
Oct 1	at St. Louis	S	2	6	8	0-0	0-0	0	0	0	
Oct 8	at Minnesota	S	10	1	11	0-0	0-0	0	0	0	
Oct 15	vs. Buffalo*	S	6	5	11	0-0	0-0	0	0	0	
Oct 22	at N.Y. Jets	S	5	0	5	0-0	0-0	1	0	0	
Nov 5	vs. Atlanta*	P	4	1	5	0-0	0-0	0	0	0	
Nov 12	vs. San Francisco	S	1	2	3	0-0	0-0	0	0	0	
Nov 19	at Arizona	S	4	1	5	0-0	0-0	0	0	0	
Nov 23	vs. Miami	S	0	1	1	0-0	0-0	0	0	0	
Dec 3	at New England	S	2	1	3	0-0	0-0	1	0	0	
Dec 10	vs. Minnesota	S	1	2	3	0-0	0-0	0	0	0	
Dec 17	at Green Bay	S	5	2	7	0-0	0-0	0	0	0	
Dec 24	vs. Chicago	S	2	1	3	0-0	0-0	0	0	0	
Dec 31	at Dallas*	S	3	0	3	0-0	0-0	0	0	0	
Regular Season Totals			16/12	51	34	85	1-9	0-0	3	0	0

2007 DETROIT (7-9) TACKLES											
Date	Opponent	P/S	UT	A	TT	S-Yds.	I-Yds.	PD	FF	FR	
Sep 9	at Oakland*	P	4	3	7	0-0	0-0	0	0	0	
Sep 16	vs. Minnesota*	S	5	3	8	1.5-1	0-0	0	0	0	
Sep 23	at Philadelphia	P	1	1	2	0-0	0-0	0	0	0	
Sep 30	vs. Chicago*	S	2	3	5	0-0	0-0	0	0	0	
Oct 7	at Washington	S	2	3	5	0-0	0-0	0	0	0	
Oct 21	vs. Tampa Bay*	S	2	2	4	0-0	0-0	0	0	0	
Oct 28	at Chicago*	S	2	4	6	0-0	0-0	0	0	0	
Nov 4	vs. Denver*	S	6	3	9	0-0	0-0	1	0	0	
Nov 11	at Arizona	S	2	1	3	0-0	0-0	0	0	0	
Nov 18	at N.Y. Giants	P	4	2	6	1-7	0-0	0	0	0	
Nov 22	vs. Green Bay	S	2	0	2	0-0	0-0	0	0	0	
Dec 2	at Minnesota	S	0	0	0	0-0	0-0	0	0	0	
Dec 9	vs. Dallas	INACTIVE									
Dec 16	at San Diego	S	4	4	8	0-0	0-0	0	0	0	
Dec 23	vs. Kansas City*	S	3	0	3	0-0	0-0	0	0	0	
Dec 30	at Green Bay	S	5	1	6	1-8	0-0	0	1	0	
Regular Season Totals			15/12	44	30	74	3.5-16	0-0	1	1	0

2008 DENVER (8-6) TACKLES											
Date	Opponent	P/S	UT	A	TT	S-Yds.	I-Yds.	PD	FF	FR	
Sep 8	at Oakland*	DID NOT PLAY									
Sep 14	vs. San Diego*	S	4	1	5	0-0	0-0	0	0	0	
Sep 21	vs. New Orleans*	S	5	4	9	0-0	0-0	0	0	0	
Sep 28	at Kansas City	S	6	3	9	0-0	0-0	0	0	1	
Oct 5	vs. Tampa Bay*	S	10	3	13	0-0	0-0	0	0	0	
Oct 12	vs. Jacksonville	S	7	0	7	0-0	0-0	0	0	0	
Oct 20	at New England	S	1	0	1	0-0	0-0	0	0	0	
Nov 2	vs. Miami	PLACED ON INJURED RESERVE (KNEE) 10/22/08									
Regular Season Totals			6/6	33	11	44	0-0	0-0	0	0	1



CHAMP BAILEY

6-0 • 192 • 11TH YR. • GEORGIA

BORN: June 22, 1978, in Fort Campbell, Ky.

HIGH SCHOOL: Charlton County High School, Folkston, Ga.


ACQUIRED: Trade (Washington), 2004

NFL YEAR: 11th • **YEAR WITH BRONCOS:** 6th

NFL GAMES PLAYED/STARTED: 150/150 • **POSTSEASON:** 5/5

24

CORNERBACK



BAILEY AT A GLANCE:

- An 11th-year cornerback whose eight career Pro Bowl selections (all consecutive from 2000-07) tie for the second most by a player at that position in NFL history and represent the longest streak by a cornerback in league annals.
- Earned Associated Press All-Pro and Pro Bowl honors during each of his first four seasons in Denver from 2004-07 after spending five seasons with Washington to begin his NFL career.
- Ranks second in the NFL with 25 interceptions since joining the Broncos in 2004 and is tied for second in the league (first among CBs) with 43 interceptions since his rookie year in 1999.
- Began his NFL career starting 99 consecutive regular-season games and has totaled the second-most starts (150) among league cornerbacks since his rookie year in 1999.
- Recorded 18 interceptions with Denver from 2005-06, marking the most by an NFL player in a two-year stretch since Everson Walls had 18 interceptions for Dallas from 1981-82.

24's TROPHY CASE

- Pro Bowl Selections (8)**2000-07
- All-Pro (First Team) (3)**2004-06
- All-Pro (Second Team)**2007

BAILEY TIED FOR SECOND IN PRO BOWLS BY CORNERBACKS

MOST PRO BOWL SELECTIONS AT THE CORNERBACK POSITION, NFL HISTORY

Player	Pro Bowls	Years Selected
1. Mike Haynes	9	1976-80, '82, '84-86
2. Champ Bailey	8	2000-07
Lemar Parrish	8	1970, '71, '74-77, '79-80
Deion Sanders	8	1991-94, '96-99

BAILEY MAKING AN IMPACT

MOST INTERCEPTIONS BY A BRONCO, CAREER

Player	INTs	Yds.	Avg.	TDs
1. Steve Foley, 1976-86	44	622	14.1	1
2. Goose Gonsoulin, 1960-66	43	542	12.6	2
3. Billy Thompson, 1969-81	40	784	19.6	3
4. Tyrone Braxton, 1987-93, '95-99	34	614	18.1	4
5. Mike Harden, 1980-88	33	643	19.5	4
6. Dennis Smith, 1981-84	30	431	14.4	0
7. Louis Wright, 1975-86	26	360	13.8	1
8. Champ Bailey, 2004-Pres.	25	304	12.2	3

MOST INTERCEPTIONS BY A BRONCO, SEASON

Player	INTs	Yds.	Avg.	TDs
1. Goose Gonsoulin, 1960	11	98	8.9	0
2. Champ Bailey, 2006	10	162	16.2	1
3. Deltha O'Neal, 2001	9	115	12.8	0
4. Tyrone Braxton, 1996	9	128	14.2	1
5. Willie Brown, 1964	9	140	15.6	0
6. Champ Bailey, 2005	8	139	17.4	2
7. Five Occurrences	7			

- Tied for the NFL lead in 2006 with a career-best 10 interceptions, which marked the second-highest single-season total in Denver history and propelled him to a second-place finish in the Associated Press' NFL Defensive Player of the Year voting.
- Turned in one of the most dramatic plays in NFL postseason annals when he returned an interception 100 yards in an AFC Divisional Playoff Game against New England (1/14/06), marking the longest non-scoring interception return in league playoff history.
- Led the NFL's No. 2 pass defense as a Redskin in 2000 with a team-high five interceptions.
- Became the youngest player in NFL history to post three interceptions in a game as a rookie with the Redskins (at Arizona, 10/17/99).
- Won the 1998 Bronko Nagurski Award at the University of Georgia as the nation's top defensive player while also earning consensus All-America honors that year.
- Joined the Broncos on March 4, 2004, in a trade with Washington that brought Bailey and a second-round draft choice (RB Tatum Bell) to Denver in exchange for running back Clinton Portis.
- Selected by Washington in the first round (seventh overall) of the 1999 NFL Draft.

CAREER TRANSACTIONS: Signed by Washington as a draft choice 7/29/99; Traded to Denver 3/4/04; Signed by Denver 3/22/04.

2008: Bailey had 56 tackles (45 solo), one interception (0 yds.), four pass breakups, a team-high three forced fumbles and one sack (5 yds.) in nine games (9 starts) for Denver... Injured his groin in the first half on *Monday Night Football* at N.E. (10/20) and was inactive for seven consecutive games before playing in the Broncos' final two contests... Started alongside his brother, linebacker Boss Bailey, vs. S.D. (9/14) for the first time since his final season at Georgia in 1998... Recorded the second sack of his career—first since his rookie season in 1999—vs. Buf. (12/21).

BAILEY'S INTs BY QUARTERBACK

*denotes win (Bailey's teams are 29-11, including postseason, in games in which he records an interception.)

QB	INTs	Dates
Jake Plummer	5	2 at Ari., 10/17/99*, 1 vs. Ari., 12/12/99*, 1 vs. Ari., 12/24/00*, 1 vs. Ari., 9/8/02*
Trent Green	3	1 at StL., 12/00/00*, 1 vs. K.C., 9/12/04*, 1 at K.C., 12/4/05
Charlie Batch	2	2 at Det., 9/10/00
Tom Brady	2	1 vs. N.E., 9/28/03*, 1 vs. N.E., 1/14/06* (AFC Divisional)
Aaron Brooks	2	1 at N.O., 12/30/01*, 1 at N.O., 11/21/04*
Kerry Collins	2	1 at NYG, 12/7/03*, 1 at Oak., 11/13/05*
Brodie Croyle	2	1 at K.C., 11/11/07*, 1 vs. K.C., 12/9/07*
Gus Frerotte	2	1 vs. Det., 1/8/00* (NFC Wild Card), 1 at Mia., 9/11/05
Matt Hasselbeck	2	1 vs. Sea., 11/4/01*, 1 vs. Sea., 12/3/06
Matt Leinart	2	2 at Ari., 12/17/06*
Steve McNair	2	1 at Ten., 10/6/02*, 1 vs. Bal., 10/9/06*
Carson Palmer	2	1 at Cin., 10/25/04, 1 vs. Cin., 12/24/06*
Ben Roethlisberger	2	2 at Pit., 11/5/06*
Troy Aikman	1	vs. Dal., 9/12/99
Drew Bledsoe	1	at Dal., 11/24/05*
Kyle Boller	1	vs. Bal., 12/11/05*
Drew Brees	1	vs. S.D., 9/18/05*
Dave Brown	1	vs. Ari., 10/17/99*
Doug Flutie	1	at S.D., 9/9/01
Charlie Frye	1	at Cle., 10/22/06*
Jeff Garcia	1	at S.F., 9/22/02
Eli Manning	1	at NYG, 9/23/05
Josh McCown	1	vs. Oak., 9/16/07*
Donovan McNabb	1	vs. Phil., 11/26/00
Philip Rivers	1	vs. S.D., 9/14/08*
Alex Smith	1	vs. S.F., 12/31/06
Vinny Testaverde	1	vs. NYJ, 11/20/05*
Andrew Walter	1	vs. Oak., 10/15/06*

2007: Bailey earned his eighth consecutive Pro Bowl selection along with second-team Associated Press All-Pro honors with Denver, starting all 15 games played and tying for third on the club (first among defensive backs) with 81 tackles (68 solo)... Also finished with three interceptions (3 yds.) and 14 pass breakups while adding five special-teams stops... Was called for just one penalty (5 yds.) on the season.

2006: Bailey started all 16 games for Denver and posted career highs in tackles (98), interceptions (10) and pass breakups (30)... Earned consensus first-team Associated Press All-Pro honors for the third consecutive season and was selected to play in the Pro Bowl for the seventh year in a row... Finished second in the AP's NFL Defensive Player of the Year voting... Led the NFL with 11 takeaways, and six of his 10 interceptions came inside Denver's 4-yard line... His 10 interceptions marked the second-best single-season total in club annals and tied for the NFL lead... Earned the AFC's Defensive Player of the Month award for the second time in his career when he was recognized for his play in October as he recorded three interceptions, 20 tackles (13 solo) and nine pass breakups that month.

BAILEY AMONG NFL LEADERS IN INTERCEPTIONS

MOST INTERCEPTIONS, NFL, 1999-2008

MOST INTERCEPTIONS, NFL, 1999-2008 (Bailey's NFL Career)		
Player	Team	INTs
1. Darren Sharper	Minnesota/Green Bay	52
2. Champ Bailey	Denver/Washington	43
Ed Reed	Baltimore	43
4. Dré Bly	Den./Det./Stl.	40
5. Tory James	Cin./Oak./Den.	37

MOST INTERCEPTIONS, NFL, 2004-08

MOST INTERCEPTIONS, NFL, 2004-08 (Bailey's Broncos Career)		
Player	Team	INTs
1. Ed Reed	Baltimore	31
2. Champ Bailey	Denver	25
3. Asante Samuel	Phi./N.E.	24
4. Rashawn Mathis	Jacksonville	23
5. DeAngelo Hall	Was./Oak./Atl.	22

2005: Bailey played 14 games (14 starts) and finished fourth on the Broncos with 72 tackles (62 solo) while leading the team with a career-high eight interceptions (139 yds.) and 28 pass breakups... Earned first-team Associated Press All-Pro and Pro Bowl honors, helping Denver win the AFC West and advance to the AFC Championship Game... Tied for fourth in the league with eight interceptions... Returned two of his interceptions for touchdowns to become the sixth player in team annals to return two interceptions for touchdowns in a single season... Had at least one interception in a team-record five consecutive games midway through the year and forced two fumbles on the season... Totaled one interception in each of the Broncos' three November contests to earn AFC Defensive Player of the Month honors... In an AFC Divisional Playoff Game vs. N.E. (1/14), the Patriots were driving for a potential go-ahead score in the third quarter when Bailey intercepted Tom Brady's pass in the end zone and returned it 100 yards to the New England 1-yard line to set up a Denver touchdown... Play marked the longest return in team annals as well as the longest non-scoring and second-longest interception return in NFL postseason history... Hamstring injury forced him to miss the first two games of his NFL career (Games 4-5).

2004: Bailey started all 16 regular-season games with the Broncos after being acquired from Washington in a blockbuster offseason trade... Earned his fifth consecutive trip to the Pro Bowl and first Associated Press All-Pro nomination after a stellar campaign... Ranked fourth on the team and led all Denver cornerbacks in tackles with 84 (74 solo)... Tallied a team-high three interceptions (0 yds.) along with 13 pass breakups while appearing on offense in three games (one catch for 11 yds. vs. K.C. 9/12).

2003: Bailey earned his fourth consecutive trip to the Pro Bowl during his final season with Washington, starting all 16 games and finishing with 72 tackles (61 solo), two interceptions (2 yds.), two fumble recoveries and one forced fumble... Posted 17 pass breakups.

2002: Bailey set a single-season career high in tackles with 84 (67 solo) and added three interceptions (2 yds.) as a 16-game starter for the Redskins... Earned his third consecutive Pro Bowl berth... Credited with 28 pass breakups on the year... Saw his first action on offense since 2000 vs. Phi. (9/16).

2001: Bailey started all 16 games at cornerback for Washington and received Pro Bowl honors... Finished fifth on the team in tackles (51) and tied for second in interceptions (3)... Credited with a team-high 18 pass breakups, one forced fumble and a fumble recovery.

2000: Bailey was voted a starting cornerback on the NFC Pro Bowl team and helped anchor the NFL's second-ranked pass defense, totaling team highs in interceptions (5-48 yds.) and pass breakups (14)... Finished the year with 66 tackles (52 solo) while starting all 16 games for Washington... Was used on offense, catching three passes for 78 yards (26.0 avg.), including a long of 42, and rushing for one touchdown... Named The Quarterback Club Redskins Player of the Year... Started at cornerback and wide receiver vs. Bal. (10/15).

1999: Selected by Washington in the first round (seventh overall) of the 1999 NFL Draft, Bailey started all 16 games at cornerback and finished second on the Redskins in interceptions (5-55 yds.) while posting 83 tackles (64 solo), 19 pass breakups and one sack (12 yds.)... Made 54 blocks and 14 tackles (10 solo) on special teams... Honored by the NFL as its October Defensive Rookie of the Month... Picked off a Troy Aikman pass for his first career interception vs. Dal. (9/12)... Was named NFC Defensive player of the Week after intercepting three passes at Ari. (10/17) to become the youngest player in NFL history and the 15th Redskin to perform such a feat.

COLLEGE: Bailey was regarded as one of college football's greatest multiple threats (offense, defense and special teams) in 33 career games (24 starts) at the University of Georgia... Averaged 103.5 all-purpose yards per game and logged 957 plays (547 defense, 301 offense and 109 special teams) on the way to earning consensus All-America and first-team All-Southeastern Conference honors and claiming the Bronko Nagurski Award as the nation's top defensive player following his junior season... Had 52 tackles (four for losses), three interceptions, seven pass breakups, 47 receptions for 744 yards (15.8 avg.), five touchdowns, 16 carries for 84 yards, 12 kick-off returns for 261 yards and four punt returns for 49 yards as a junior.

PERSONAL: Bailey attended Charlton County High School in Folkston, Ga., where he was a Class-A all-state selection in football while earning *USA Today* honorable mention All-America honors and second-team all-south accolades... Voted MVP in each of his final three seasons and rushed for 1,858 yards with 28 touchdowns, threw

IT STARTS WITH CHAMP

MOST STARTS BY CORNERBACKS, NFL, 1999-2008

Cornerback	Team	Starts
1. Ronde Barber	Tampa Bay	159
2. Champ Bailey	Denver/Washington	150
3. Sam Madison	N.Y. Giants/Miami	135
4. Chris McAlister	Baltimore	127

BAILEY IN THE RUNNING FOR DEFENSIVE PLAYER OF THE YEAR

2006 NFL DEFENSIVE PLAYER OF THE YEAR VOTING (ASSOCIATED PRESS)

Player	Position	Team	Votes
1. Jason Taylor	Defensive End	Miami	22
2. Champ Bailey	Cornerback	Denver	16
3. Shawne Merriman	Linebacker	San Diego	6
4. Brian Urlacher	Linebacker	Chicago	4
5. Ray Lewis	Linebacker	Baltimore	1
Trevor Pryce	Defensive End	Baltimore	1

for 277 yards, averaged 33.3 yards on punts, and totaled 37 tackles along with two interceptions as a senior... Rushed for 3,573 yards with 58 touchdowns, passed for 1,211 yards with 10 scores, gained 5,855 total yards and scored 394 points during his prep career... Also posted 80 tackles, eight interceptions and four fumble recoveries... Was an honorable mention all-state selection in basketball and the state high jump champion as a junior... Set a school indoor long jump record of 25-10 3/4 feet to finish third at the SEC Indoor Track and Field Championships as a junior at Georgia in 1998... Younger brother, Boss, was an All-SEC linebacker at Georgia and was selected by the Detroit Lions in the second round of the 2003 NFL Draft... Boss signed with Denver as an unrestricted free agent in 2008... Although his given first name is Roland, Bailey was nicknamed "Champ" by his mother... First back-to-back winner of the Colorado Sports Hall of Fame's Pro Athlete of the Year award (2005-06) and became one of four athletes in the state's history who have won the award multiple times... Roland "Champ" Bailey was born on June 22, 1978, in Fort Campbell, Ky., and was raised in Folkston, Ga.

BAILEY'S REGULAR SEASON RECORD

Year	Club	G	S	UT	A	TT	S-Yds.	I-Yds.	PD	FF	FR	TD-Int.	TD-FR	S	Pts.
1999	Washington	16	16	64	19	83	1-12	5-55	19	0	0	1	0	0	6
2000	Washington	16	16	52	14	66	0-0	5-48	14	0	1	0	0	0	0
2001	Washington	16	16	49	2	51	0-0	3-17	18	1	1	0	0	0	0
2002	Washington	16	16	67	17	84	0-0	3-2	28	0	0	0	0	0	0
2003	Washington	16	16	61	11	72	0-0	2-2	17	1	2	0	0	0	0
2004	Denver	16	16	74	10	84	0-0	3-0	13	0	0	0	0	0	0
2005	Denver	14	14	62	10	72	0-0	8-139	28	2	0	2	0	0	12
2006	Denver	16	16	84	14	98	0-0	10-162	30	0	1	1	0	0	6
2007	Denver	15	15	68	13	81	0-0	3-3	14	0	0	0	0	0	0
2008	Denver	9	9	45	11	56	1-5	1-0	4	3	0	0	0	0	0
CAREER TOTALS	150	150	626	121	747	2-17	43-428	185	7	5	4	0	0	0	24
BRONCOS TOTALS	70	70	333	58	391	1-5	25-304	89	5	1	3	0	0	0	18

ADDITIONAL STATISTICS: Special teams tackles — 1999 (12), 2000 (4), 2003 (1), 2007 (5), 2008 (3), TOTAL (25). Miscellaneous tackles — 2000 (1), TOTAL (1). Punt returns — 2000 (1 for 65 yds., includes a 54-yd. handoff, 1 FC), 2002 (24 for 238 yds., 9.9 avg., 4 FC, 39 LG), TOTAL (25 for 303 yds., 12.1 avg., 5 FC, 54 LG). Kick returns — 2002 (1 for 17 yds.), TOTAL (1 for 17 yds.). Receptions — 2000 (3 for 78 yds., 26.0 avg., 42 LG), 2004 (1 for 11 yds.), TOTAL (4 for 89 yds., 22.3 avg., 42 LG). Rushes — 2000 (1 for 7 yds., TD), 2002 (1 for 4 yds.), TOTAL (2 for 11 yds., 5.5 avg., 7 LG, TD).

BAILEY'S POSTSEASON RECORD

Year	Club	G	S	UT	A	TT	S-Yds.	I-Yds.	PD	FF	FR	TD-Int.	TD-FR	S	Pts.
1999	Washington	2	2	4	0	4	0-0	1-5	2	0	0	0	0	0	0
2004	Denver	1	1	7	0	7	0-0	0-0	0	0	0	0	0	0	0
2005	Denver	2	2	3	2	5	0-0	1-100	4	0	0	0	0	0	0
CAREER TOTALS	5	5	14	2	16	0-0	2-105	6	0	0	0	0	0	0	0
BRONCOS TOTALS	3	3	10	2	12	0-0	1-100	4	0	0	0	0	0	0	0

BAILEY'S SINGLE GAME HIGHS

(Postseason in parentheses)

Interceptions — 3 at Arizona, 10/17/99 (1, twice, last vs. New England, 1/14/06). **Interception return yards** — 70 vs. San Francisco, 12/31/06 (100 vs. New England, 1/14/06). **Sacks** — 1, twice, last vs. Buffalo, 12/21/08 (none). **Sack yards** — 12 at Philadelphia, 11/14/99 (none). **Receptions** — 2 vs. Arizona, 12/24/00 (none). **Receiving yards** — 54 vs. Arizona, 12/24/00 (none). **Longest reception** — 42 vs. Arizona, 12/24/00 (none). **Receiving touchdowns** — None (none). **Rushes** — 1, twice, last vs. Philadelphia, 9/16/02 (none). **Rushing yards** — 7 vs. Arizona, 12/24/00 (none). **Longest rush** — 7 vs. Arizona, 12/24/00 (none). **Rushing touchdowns** — 1 vs. Arizona, 12/24/00 (none). **Punt returns** — 5, three times, last vs. Dallas, 12/29/02 (none). **Punt return yards** — 69 at Dallas, 11/28/02 (none). **Longest punt return** — 54-yd. handoff vs. Dallas, 9/18/00 (none). **Punt return touchdowns** — None (none). **Kick returns** — 1 vs. Dallas, 12/29/02 (none). **Kick return yards** — 17 vs. Dallas, 12/29/02 (none). **Longest kick return** — 17 vs. Dallas, 12/29/02 (none). **Kick return touchdowns** — None (none).

BAILEY'S MULTIPLE INTERCEPTION GAMES (4)

*denotes win (Bailey's teams are 3-1 when he records more than one interception in a game.)

Date	Opponent	I-Yds.
10/17/99	at Arizona*	3-51
9/10/00	at Detroit	2-0
11/5/06	at Pittsburgh*	2-5
12/17/06	at Arizona*	2-3

CHAMP BAILEY'S CAREER GAME-BY-GAME

(Victories asterisked)

1999 WASHINGTON (10-6)											
TACKLES											
Date	Opponent	P/S	UT	A	TT	S-Yds.	I-Yds.	PD	FF	FR	
Sep 12	vs. Dallas	S	4	2	6	0-0	1-4	1	0	0	
Sep 19	at N.Y. Giants*	S	7	1	8	0-0	0-0	0	0	0	
Sept 26	at N.Y. Jets*	S	5	0	5	0-0	0-0	2	0	0	
Oct 3	vs. Carolina*	S	6	2	8	0-0	0-0	2	0	0	
Oct 17	at Arizona*	S	2	2	4	0-0	3-51	3	0	0	
Oct 24	at Dallas	S	2	0	2	0-0	0-0	0	0	0	
Oct 31	vs. Chicago*	S	7	1	8	0-0	0-0	1	0	0	
Nov 7	vs. Buffalo	S	3	1	4	0-0	0-0	0	0	0	
Nov 14	at Philadelphia	S	2	0	2	1-12	0-0	1	0	0	
Nov 21	vs. N.Y. Giants*	S	3	1	4	0-0	0-0	2	0	0	
Nov 28	vs. Philadelphia*	S	3	1	4	0-0	0-0	0	0	0	
Dec 5	at Detroit	S	4	2	6	0-0	0-0	1	0	0	
Dec 12	vs. Arizona*	S	2	1	3	0-0	1-0	1	0	0	
Dec 19	at Indianapolis	S	4	1	5	0-0	0-0	1	0	0	
Dec 26	at San Francisco*	S	3	1	4	0-0	0-0	2	0	0	
Jan 2	vs. Miami*	S	7	3	10	0-0	0-0	2	0	0	
Regular Season Totals			16/16	64	19	83	1-12	5-55	19	0	0
Jan 8	vs. Detroit* [§]	S	3	0	3	0-0	1-5	2	0	0	
Jan 15	at Tampa Bay†	S	1	0	1	0-0	0-0	0	0	0	
Postseason Totals			2/2	4	0	4	0-0	1-5	2	0	0

[§]NFC Wild Card Game; [†]NFC Divisional Playoff Game

2000 WASHINGTON (8-8)											
TACKLES											
Date	Opponent	P/S	UT	A	TT	S-Yds.	I-Yds.	PD	FF	FR	
Sep 3	vs. Carolina*	S	8	0	8	0-0	0-0	1	0	0	
Sep 10	at Detroit	S	1	1	2	0-0	2-0	2	0	0	
Sep 18	vs. Dallas	S	2	0	2	0-0	0-0	0	0	1	
Sep 24	at N.Y. Giants*	S	6	1	7	0-0	0-0	1	0	0	
Oct 1	vs. Tampa Bay*	S	4	1	5	0-0	0-0	0	0	0	
Oct 8	at Philadelphia*	S	2	1	3	0-0	0-0	0	0	0	
Oct 15	vs. Baltimore*	S	1	1	2	0-0	0-0	0	0	0	
Oct 22	at Jacksonville*	S	5	3	8	0-0	0-0	1	0	0	
Oct 30	vs. Tennessee	S	1	2	3	0-0	0-0	1	0	0	
Nov 5	at Arizona	S	2	1	3	0-0	0-0	1	0	0	
Nov 20	at St. Louis*	S	1	0	1	0-0	1-48	1	0	0	
Nov 26	vs. Philadelphia	S	3	1	4	0-0	1-0	1	0	0	
Dec 3	vs. N.Y. Giants	S	4	1	5	0-0	0-0	1	0	0	
Dec 10	at Dallas	S	2	1	3	0-0	0-0	0	0	0	
Dec 16	at Pittsburgh	S	5	0	5	0-0	0-0	0	0	0	
Dec 24	vs. Arizona*	S	5	0	5	0-0	1-0	4	0	0	
Regular Season Totals			16/16	52	14	66	0-0	5-48	14	0	1

2001 WASHINGTON (8-8)											
TACKLES											
Date	Opponent	P/S	UT	A	TT	S-Yds.	I-Yds.	PD	FF	FR	
Sep 9	at San Diego	S	4	0	4	0-0	1-5	1	0	1	
Sep 24	at Green Bay	S	3	0	3	0-0	0-0	1	0	0	
Sep 30	vs. Kansas City	S	4	0	4	0-0	0-0	2	0	0	
Oct 7	at N.Y. Giants	S	3	1	4	0-0	0-0	0	1	0	
Oct 15	at Dallas	S	1	0	1	0-0	0-0	0	0	0	
Oct 21	vs. Carolina*	S	5	0	5	0-0	0-0	0	0	0	
Oct 28	vs. N.Y. Giants*	S	1	0	1	0-0	0-0	3	0	0	
Nov 4	vs. Seattle*	S	0	0	0	0-0	1-0	2	0	0	
Nov 18	at Denver*	S	2	0	2	0-0	0-0	0	0	0	
Nov 25	at Philadelphia*	S	5	0	5	0-0	0-0	3	0	0	
Dec 2	vs. Dallas	S	5	0	5	0-0	0-0	0	0	0	
Dec 9	at Arizona*	S	3	0	3	0-0	0-0	1	0	0	
Dec 16	vs. Philadelphia	S	2	1	3	0-0	0-0	0	0	0	
Dec 23	vs. Chicago	S	6	0	6	0-0	0-0	1	0	0	
Dec 30	at New Orleans*	S	4	0	4	0-0	1-12	3	0	0	
Jan 6	vs. Arizona*	S	1	0	1	0-0	0-0	1	0	0	
Regular Season Totals			16/16	49	2	51	0-0	3-17	18	1	1

DID YOU KNOW?

The Broncos allowed only two touchdowns through their first six games of the 2006 season, marking the fewest given up by an NFL team in that span since 1934. That year, the Detroit Lions shut out their first seven opponents.

2002 WASHINGTON (7-9)											
TACKLES											
Date	Opponent	P/S	UT	A	TT	S-Yds.	I-Yds.	PD	FF	FR	
Sep 8	vs. Arizona*	S	6	1	7	0-0	1-2	1	0	0	
Sep 16	vs. Philadelphia	S	6	0	6	0-0	0-0	0	0	0	
Sep 22	at San Francisco	S	2	2	4	0-0	1-0	3	0	0	
Oct 6	at Tennessee*	S	6	0	6	0-0	1-0	2	0	0	
Oct 13	vs. New Orleans	S	3	1	4	0-0	0-0	0	0	0	
Oct 20	at Green Bay	S	5	0	5	0-0	0-0	2	0	0	
Oct 27	vs. Indianapolis*	S	3	0	3	0-0	0-0	0	0	0	
Nov 3	at Seattle*	S	5	1	6	0-0	0-0	2	0	0	
Nov 10	at Jacksonville	S	5	2	7	0-0	0-0	0	0	0	
Nov 17	at N.Y. Giants	S	6	2	8	0-0	0-0	7	0	0	
Nov 24	vs. St. Louis*	S	5	4	9	0-0	0-0	1	0	0	
Nov 28	at Dallas	S	4	1	5	0-0	0-0	3	0	0	
Dec 8	vs. N.Y. Giants	S	5	2	7	0-0	0-0	2	0	0	
Dec 15	at Philadelphia	S	3	0	3	0-0	0-0	0	0	0	
Dec 22	vs. Houston*	S	2	1	3	0-0	0-0	3	0	0	
Dec 29	vs. Dallas*	S	1	0	1	0-0	0-0	2	0	0	
Regular Season Totals			16/16	67	17	84	0-0	3-2	28	0	0

2003 WASHINGTON (5-11)											
TACKLES											
Date	Opponent	P/S	UT	A	TT	S-Yds.	I-Yds.	PD	FF	FR	
Sep 4	vs. N.Y. Jets*	S	3	1	4	0-0	0-0	0	0	0	
Sep 14	at Atlanta*	S	3	0	3	0-0	0-0	2	0	0	
Sep 21	vs. N.Y. Giants	S	4	2	6	0-0	0-0	5	0	0	
Sep 28	vs. New England*	S	6	0	6	0-0	1-0	1	1	0	
Oct 5	at Philadelphia	S	8	0	8	0-0	0-0	0	0	0	
Oct 12	vs. Tampa Bay	S	1	1	2	0-0	0-0	0	0	0	
Oct 19	at Buffalo	S	6	0	6	0-0	0-0	0	0	0	
Nov 2	at Dallas	S	2	1	3	0-0	0-0	1	0	0	
Nov 9	vs. Seattle*	S	2	3	5	0-0	0-0	0	0	0	
Nov 16	at Carolina	S	9	0	9	0-0	0-0	2	0	1	
Nov 23	at Miami	S	4	0	4	0-0	0-0	1	0	0	
Nov 30	vs. New Orleans	S	4	0	4	0-0	0-0	1	0	0	
Dec 7	at N.Y. Giants*	S	1	1	2	0-0	1-2	1	0	1	
Dec 14	vs. Dallas	S	3	0	3	0-0	0-0	2	0	0	
Dec 21	at Chicago	S	1	1	2	0-0	0-0	0	0	0	
Dec 27	vs. Philadelphia	S	4	1	5	0-0	0-0	1	0	0	
Regular Season Totals			16/16	61	11	72	0-0	2-2	17	1	2

2004 DENVER (10-6)											
TACKLES											
Date	Opponent	P/S	UT	A	TT	S-Yds.	I-Yds.	PD	FF	FR	
Sep 12	vs. Kansas City*	S	4	1	5	0-0	1-0	3	0	0	
Sep 19	at Jacksonville	S	5	0	5	0-0	0-0	0	0	0	
Sep 26	vs. San Diego*	S	4	2	6	0-0	0-0	1	0	0	
Oct 3	at Tampa Bay*	S	3	1	4	0-0	0-0	0	0	0	
Oct 10	vs. Carolina*	S	4	1	5	0-0	0-0	0	0	0	
Oct 17	at Oakland*	S	4	0	4	0-0	0-0	0	0	0	
Oct 25	at Cincinnati	S	8	1	9	0-0	1-0	1	0	0	
Oct 31	vs. Atlanta*	S	6	0	6	0-0	0-0	0	0	0	
Nov 7	vs. Houston*	S	5	0	5	0-0	0-0	0	0	0	
Nov 21	at New Orleans*	S	11	2	13	0-0	1-0	2	0	0	
Nov 28	vs. Oakland	S	0	0	0	0-0	0-0	0	0	0	
Dec 5	at San Diego	S	6	0	6	0-0	0-0	1	0	0	
Dec 12	vs. Miami*	S	3	0	3	0-0	0-0	2	0	0	
Dec 19	at Kansas City	S	3	1	4	0-0	0-0	1	0	0	
Dec 25	at Tennessee*	S	1	0	1	0-0	0-0	1	0	0	
Jan 2	vs. Indianapolis*	S	7	1	8	0-0	0-0	1	0	0	
Regular Season Totals			16/16	74	10	84	0-0	3-0	13	0	0
Jan 9	at Indianapolis [§]	S	7	0	7	0-0	0-0	0	0	0	
Postseason Totals			1/1	7	0	7	0-0	0-0	0	0	0

[§]AFC Wild Card Game

2005 DENVER (13-3)											
TACKLES											
Date	Opponent	P/S	UT	A	TT	S-Yds.	I-Yds.	PD	FF	FR	
Sep 11	at Miami	S	7	0	7	0-0	1-11	2	1	0	
Sep 18	vs. San Diego*	S	3	1	4	0-0	1-25†	1	0	0	
Sep 26	vs. Kansas City*	S	2	1	3	0-0	0-0	2	0	0	
Games 4-5											
Oct 16	vs. New England*	S	1	1	2	0-0	0-0	0	0	0	
Oct 23	at N.Y. Giants	S	3	1	4	0-0	1-0	5	0	0	
Oct 30	vs. Philadelphia*	S	2	0	2	0-0	0-0	1	0	0	
Nov 13	at Oakland*	S	8	2	10	0-0	1-18	1	0	0	
Nov 20	vs. N.Y. Jets*	S	3	1	4	0-0	1-0	2	0	0	
Nov 24	at Dallas*	S	7	0	7	0-0	1-65†	3	0	0	
Dec 4	at Kansas City	S	1	1	2	0-0	1-10	2	0	0	
Dec 11	vs. Baltimore*	S	7	2	9	0-0	1-10	3	1	0	
Dec 17	at Buffalo*	S	5	0	5	0-0	0-0	1	0	0	
Dec 24	vs. Oakland*	S	4	0	4	0-0	0-0	3	0	0	
Dec 31	at San Diego*	S	9	0	9	0-0	0-0	2	0	0	
Regular Season Totals			14/14	62	10	72	0-0	8-139	28	2	0
Jan 14	vs. New England* [†]	S	2	0	2	0-0	1-100	3	0	0	
Jan 22	vs. Pittsburgh [#]	S	1	2	3	0-0	0-0	1	0	0	
Postseason Totals			2/2	3	2	5	0-0	1-100	4	0	0

[†]AFC Divisional Playoff Game; [#]AFC Championship Game

2006 DENVER (9-7) TACKLES											
Date	Opponent	P/S	UT	A	TT	S-Yds.	I-Yds.	PD	FF	FR	
Sep 10	at St. Louis	S	9	1	10	0-0	0-0	0	0	0	
Sep 17	vs. Kansas City*	S	9	0	9	0-0	0-0	0	0	0	
Sep 24	at New England*	S	1	0	1	0-0	0-0	1	0	0	
Oct 9	vs. Baltimore*	S	4	2	6	0-0	1-0	3	0	0	
Oct 15	vs. Oakland*	S	5	2	7	0-0	1-0	2	0	0	
Oct 22	at Cleveland*	S	2	0	2	0-0	1-30	3	0	0	
Oct 29	vs. Indianapolis	S	3	3	6	0-0	0-0	1	0	0	
Nov 5	at Pittsburgh*	S	8	2	10	0-0	2-5	6	0	0	
Nov 12	at Oakland*	S	9	0	9	0-0	0-0	1	0	0	
Nov 19	vs. San Diego	S	4	1	5	0-0	0-0	1	0	0	
Nov 23	at Kansas City	S	7	0	7	0-0	0-0	2	0	0	
Dec 3	vs. Seattle	S	6	1	7	0-0	1-0	2	0	0	
Dec 10	at San Diego	S	2	0	2	0-0	0-0	0	0	0	
Dec 17	at Arizona*	S	3	1	4	0-0	2-37	4	0	0	
Dec 24	vs. Cincinnati*	S	6	1	7	0-0	1-20	2	0	1	
Dec 31	vs. San Francisco	S	6	0	6	0-0	1-70	2	0	0	
Regular Season Totals			16/16	84	14	98	0-0	10-162	30	0	1

2007 DENVER (7-9) TACKLES											
Date	Opponent	P/S	UT	A	TT	S-Yds.	I-Yds.	PD	FF	FR	
Sep 9	at Buffalo*	S	3	2	5	0-0	0-0	0	0	0	
Sep 16	vs. Oakland*	S	3	0	3	0-0	1-0	1	0	0	
Sep 23	vs. Jacksonville	S	6	1	7	0-0	0-0	0	0	0	
Sep 30	at Indianapolis	S	8	0	8	0-0	0-0	0	0	0	
Oct 7	vs. San Diego	S	4	1	5	0-0	0-0	0	0	0	
Oct 21	vs. Pittsburgh*				INACTIVE						
Oct 29	vs. Green Bay	S	7	1	8	0-0	0-0	3	0	0	
Nov 4	at Detroit	S	2	3	5	0-0	0-0	0	0	0	
Nov 11	at Kansas City*	S	3	0	3	0-0	1-3	1	0	0	
Nov 19	vs. Tennessee*	S	2	3	5	0-0	0-0	1	0	0	
Nov 25	at Chicago	S	2	0	2	0-0	0-0	0	0	0	
Dec 2	at Oakland	S	4	0	4	0-0	0-0	1	0	0	
Dec 9	vs. Kansas City*	S	4	0	4	0-0	1-0	2	0	0	
Dec 13	at Houston	S	5	2	7	0-0	0-0	2	0	0	
Dec 24	at San Diego	S	8	0	8	0-0	0-0	1	0	0	
Dec 30	vs. Minnesota*	S	7	0	7	0-0	0-0	2	0	0	
Regular Season Totals			15/15	68	13	81	0-0	3-3	14	0	0

2008 DENVER (8-8) TACKLES											
Date	Opponent	P/S	UT	A	TT	S-Yds.	I-Yds.	PD	FF	FR	
Sep 8	at Oakland*	S	2	1	3	0-0	0-0	0	1	0	
Sep 14	vs. San Diego*	S	6	1	7	0-0	1-0	1	0	0	
Sep 21	vs. New Orleans*	S	1	1	2	0-0	0-0	1	0	0	
Sep 28	at Kansas City	S	6	3	9	0-0	0-0	0	1	0	
Oct 5	vs. Tampa Bay*	S	6	0	6	0-0	0-0	0	0	0	
Oct 12	vs. Jacksonville	S	8	0	8	0-0	0-0	0	0	0	
Oct 20	at New England	S	0	2	2	0-0	0-0	2	0	0	
Games 8-14					INACTIVE						
Dec 21	vs. Buffalo	S	10	0	10	1-5	0-0	0	1	0	
Dec 28	at San Diego	S	6	3	9	0-0	0-0	0	0	0	
Regular Season Totals			9/9	45	11	56	1-5	1-0	4	3	0



JOSH BARRETT

6-2 • 225 • 2ND YR. • ARIZONA STATE

BORN: Nov. 22, 1984, in Reno, Nev.

HIGH SCHOOL: Reno High School, Reno, Nev.

ACQUIRED: Draft #7a (220th overall), 2008

NFL YEAR: 2nd • **YEAR WITH BRONCOS:** 2nd

NFL GAMES PLAYED/STARTED: 6/3

SAFETY



36

BARRETT AT A GLANCE:

- A second-year safety who started Denver's final three games of the season as a rookie in 2008, finishing the campaign with 23 tackles (15 solo) and one interception (34 yds.).
- Spent the first 11 weeks of his rookie season in 2008 on the Broncos' practice squad before he was signed to their active roster for their last six games of the year.
- Started 21 games during his final two seasons at Arizona State University, where he received honorable mention All-Pacific-10 Conference honors as a junior in 2006.

- Ended his collegiate career with 10 takeaways (six interceptions and four fumble recoveries) for the Sun Devils.
 - Selected by the Broncos in the seventh round (220th overall) of the 2008 NFL Draft.
- CAREER TRANSACTIONS:** Signed by Denver as a draft choice 6/12/08; Waived by Denver 8/30/08; Signed by Denver (practice squad) 8/31/08; Signed by Denver (active roster) 11/22/08.

2008: Selected by Denver in the seventh round (220th overall) of the 2008 NFL Draft, Barrett played in the Broncos' final six games (3 starts) after spending the first 11 weeks of the season on the their practice squad... Signed to the active roster on Nov. 22... Posted 23 tackles (15 solo), one interception (34 yds.) and four pass breakups... Tied for sixth on the team with five special-teams tackles... Started Denver's final three games... Intercepted his first career pass at Car. (12/14) off a Jake Delhomme throw.

COLLEGE: Barrett posted 174 tackles (121 solo), six interceptions (77 yds.), three sacks (20 yds.), 17 pass breakups, four fumble recoveries and one forced fumble in 47 career games (27 starts) at Arizona State University... Received honorable mention All-Pacific-10 Conference honors as a junior after leading the Sun Devils in tackles (82) and interceptions (3) as a 13-game starter... Had a career-high seven pass breakups as a senior.

PERSONAL: Barrett attended Reno High School in Reno, Nev., where he was selected the Northern Class 4A Player of the Year in Nevada as a senior... Named an all-state selection (*Las Vegas Sun*) as a wide receiver and a returner that year... Garnered first-team all-region honors at wide receiver, defensive back and return specialist while being named his conference's player of the year as a senior... Totaled five rushing touchdowns and five receiving touchdowns in addition to intercepting five passes as a senior... Returned seven kicks and punts for touchdowns and scored four times on interception returns during his career... Father, Grieg, played basketball at Nevada, and his cousin, Jerald Moore, played running back for the St. Louis Rams (1996-98) and New Orleans Saints (2000)... Competed in football, basketball, track and baseball during his prep career... Earned a bachelor's degree in marketing from Arizona State... Joshua Robert Barrett was born on Nov. 22, 1984, in Reno, Nev.

BARRETT'S REGULAR SEASON RECORD

Year	Club	G	S	UT	A	TT	S-Yds.	I-Yds.	PD	FF	FR	TD-Int.	TD-FR	S	Pts.
2008	Denver	6	3	15	8	23	0-0	1-34	4	0	0	0	0	0	0
CAREER TOTALS		6	3	15	8	23	0-0	1-34	4	0	0	0	0	0	0

ADDITIONAL STATISTICS: Special teams tackles — 2008 (5), TOTAL (5).

BARRETT'S SINGLE GAME HIGHS

(Postseason in parentheses)

Interceptions — 1 at Carolina, 12/14/08 (none). **Interception return yards** — 34 at Carolina, 12/14/08 (none). **Sacks** — None (none). **Sack yards** — None (none).

JOSH BARRETT'S CAREER GAME-BY-GAME

(Victories asterisked)

2008 DENVER (8-8) TACKLES											
Date	Opponent	P/S	UT	A	TT	S-Yds.	I-Yds.	PD	FF	FR	
Games 1-10 PRACTICE SQUAD											
Nov 23	vs. Oakland	P	0	0	0	0-0	0-0	0	0	0	
Nov 30	at N.Y. Jets*	P	1	2	3	0-0	0-0	1	0	0	
Dec 7	vs. Kansas City*	P	3	0	3	0-0	0-0	2	0	0	
Dec 14	at Carolina	S	7	4	11	0-0	1-34	1	0	0	
Dec 21	vs. Buffalo	S	1	1	2	0-0	0-0	0	0	0	
Dec 28	at San Diego	S	3	1	4	0-0	0-0	0	0	0	
Regular Season Totals			6/3	15	8	23	0-0	1-34	4	0	0

Did You Know?

Running back Terrell Davis finished his NFL career (1995-2002) with the Broncos averaging 97.5 rushing yards per game in the regular season, marking the third-highest such total in NFL history among players who have appeared in at least 75 games. Only Pro Football Hall of Fame members Jim Brown (104.3 ypg.) and Barry Sanders (99.8 ypg.) averaged more rushing yards per game than Davis.



JOSHUA BELL
 5-11 • 177 • 2ND YR. • BAYLOR
BORN: Jan. 8, 1985, in Los Angeles
HIGH SCHOOL: Skyline High School, Dallas
ACQUIRED: Free Agent, 2008
NFL YEAR: 2nd • **YEAR WITH BRONCOS:** 2nd
NFL GAMES PLAYED/STARTED: 9/5
CORNERBACK



25

BELL AT A GLANCE:

- A second-year cornerback who started five games for the Broncos as a rookie in 2008 in place of an injured Champ Bailey after beginning his Denver career on the club's practice squad.
- Finished his first professional season in 2008 with 43 tackles (36 solo) and four pass breakups in nine games played for the Broncos.
- Spent his rookie training camp with San Diego and four weeks on Denver's practice squad before he was signed to the Broncos' active roster on Oct. 27, 2008.
- Started all 12 games as a senior at Baylor University in 2007, earning its best defensive skill player award after ranking fifth on the team with 61 tackles while adding a team-high 10 pass breakups.
- Joined the Broncos as a practice-squad signee on Sept. 24, 2008.
- Entered the NFL as a college free agent with San Diego on May 2, 2008.

CAREER TRANSACTIONS: Signed by San Diego as a college free agent 5/2/08; Waived by San Diego 8/30/08; Signed by Denver (practice squad) 9/24/08; Signed by Denver (active roster) 10/27/08.



2008: Bell, who entered the NFL with San Diego as a college free agent on May 2, played nine games (5 starts) for Denver after joining the club as a practice-squad signee on Sept. 24... Spent four weeks on the Broncos' practice squad before he was promoted to their active roster on Oct. 27... Finished the year with 43 tackles (36 solo) and four pass breakups... Made his NFL debut vs. Mia. (11/2)... Started in place of an injured Champ Bailey in Games 10-14.

COLLEGE: Bell totaled 94 tackles (60 solo) and 12 pass breakups while forcing and recovering one fumble in 45 career games (12 starts) at Baylor University... Earned Baylor's best defensive skill player award for his performance as a senior in 2007, starting all 12 games for the Bears at cornerback and ranking fifth on the team in tackles (61) while adding a team-high 10 pass breakups.

PERSONAL: Bell was a first-team all-district selection at cornerback as a senior at Skyline High School in Dallas... Placed fourth on the team with 46 tackles and broke up eight passes during his final campaign... Lettered twice in football and track... Ran the 400 and 800-meter races in track... Majored in chemistry at Baylor... Is the son of George and Felecia Coleman... Joshua Paul Bell was born on Jan. 8, 1985, in Los Angeles.

BELL'S REGULAR SEASON RECORD

Year	Club	G	S	UT	A	TT	S-Yds.	I-Yds.	PD	FF	FR	TD-Int.	TD-FR	S	Pts.
2008	Denver	9	5	36	7	43	0-0	0-0	4	0	0	0	0	0	0
CAREER TOTALS		9	5	36	7	43	0-0	0-0	4	0	0	0	0	0	0

JOSHUA BELL'S CAREER GAME-BY-GAME

(Victories asterisked)

2008 DENVER (8-8)		TACKLES													
Date	Opponent	P/S	UT	A	TT	S-Yds.	I-Yds.	PD	FF	FR	NOT WITH TEAM PRACTICE SQUAD				
Games 1-3															
Games 4-7															
Nov 2	vs. Miami	P	1	0	1	0-0	0-0	0	0	0					
Nov 6	at Cleveland*	P	0	1	1	0-0	0-0	0	0	0					
Nov 16	at Atlanta*	S	7	2	9	0-0	0-0	0	0	0					
Nov 23	vs. Oakland	S	0	1	1	0-0	0-0	0	0	0					
Nov 30	at N.Y. Jets*	S	3	2	5	0-0	0-0	3	0	0					
Dec 7	vs. Kansas City*	S	6	1	7	0-0	0-0	0	0	0					
Dec 14	at Carolina	S	9	0	9	0-0	0-0	1	0	0					
Dec 21	vs. Buffalo	P	6	0	6	0-0	0-0	0	0	0					
Dec 28	at San Diego	P	4	0	4	0-0	0-0	0	0	0					
Regular Season Totals		9/5	36	7	43	0-0	0-0	4	0	0					



CORRELL BUCKHALTER
 6-0 • 223 • 9TH YR. • NEBRASKA
BORN: Oct. 6, 1978, in Laurel, Miss.
HIGH SCHOOL: Collins High School, Collins, Miss.
ACQUIRED: Unrestricted Free Agent (Philadelphia), 2009
NFL YEAR: 9th • **YEAR WITH BRONCOS:** 1st
NFL GAMES PLAYED/STARTED: 74/16 • **POSTSEASON:** 10/0
RUNNING BACK



28

BUCKHALTER AT A GLANCE:

- A ninth-year running back who spent his first eight professional seasons with Philadelphia, where he totaled the third-best yards per carry average (4.5 / 476-2,155) by an Eagles running back in club history.
- Averaged 4.9 yards per carry (138-682) during the last two seasons with Philadelphia for the ninth-best mark in the NFL among players with at least 125 carries.
- Played at least 14 games during each of the last three seasons after missing three full years (2002, '04-05) due to knee injuries.
- Scored 22 touchdowns for his career (18 rushing, 4 receiving) with that total including a personal-best eight rushing touchdowns in 2003 that tied for fifth in the NFC.
- Saw time in 14 games (2 starts) for the Eagles in 2008, finishing the year with 76 rushes for 369 yards (4.9 avg.) with two scores and a career-high 26 catches (324 yds., 2 TDs).
- Totaled a career-high 586 rushing yards in 2001 with Philadelphia to set a franchise rookie record as a six-game starter that year.
- Finished his career at the University of Nebraska ranked eighth in school history in rushing yards with 2,522 on 413 carries (6.1 avg.) with 27 touchdowns.
- Joined the Broncos as an unrestricted free agent on March 1, 2009.
- Selected by Philadelphia in the fourth round (121st overall) of the 2001 NFL Draft.

CAREER TRANSACTIONS: Signed by Philadelphia as a draft choice 5/24/01; Placed on reserve/suspended list by Commissioner 11/17/01; Suspension lifted by Commissioner 11/19/01; Placed on reserve/physically unable to perform list (left knee) by Philadelphia 8/26/02; Placed on injured reserve (right knee) by Philadelphia 8/23/04; Placed on injured reserve (right knee) by Philadelphia 8/27/05; Signed by Denver as an unrestricted free agent 3/1/09.



2008: Buckhalter played 14 games (2 starts) for Philadelphia and totaled 76 rushes for 369 yards (4.9 avg.) with two touchdowns along with a career-high 26 catches for 324 yards (12.5 avg.) with a pair of scores... Had a season-high 93 yards on 18 carries with one touchdown in a start at S.F. (10/12)... Played in all three postseason games, including the NFC Championship Game at Ari. (1/18).

2007: Buckhalter played 14 games (2 starts) for the Eagles and averaged a career-high 5.0 yards per carry (62-313) while posting four rushing touchdowns... Added 12 catches for 87 yards (7.3 avg.)... Served as Philadelphia's primary kickoff returner with 37 returns for 798 yards (21.6 avg.)... Notched the fourth 100-yard rushing effort of his career with 103 yards on 17 carries (6.1 avg.) in a start at NYG (9/30).

2006: Buckhalter played all 16 games (1 start) for the first time in his career, totaling 83 rushes for 345 yards (4.2 avg.) with two touchdowns along with 24 receptions for 256 yards (10.7 avg.) with one score for the Eagles... Scored on a career-long 55-yard touchdown reception vs. Was. (11/12)... Appeared in both of the Eagles' playoff contests.

2005: Buckhalter was placed on injured reserve by Philadelphia on Aug. 27 with a torn patellar tendon in his right knee suffered in practice on Aug. 5.

2004: Buckhalter was placed on injured reserve by Philadelphia on Aug. 23 with a torn patellar tendon in his right knee suffered in the preseason vs. Bal. (8/20).

2003: Buckhalter played 15 games (5 starts) for Philadelphia, totaling 126 rushes for 542 yards (4.3 avg.) with a career-high eight touchdowns that tied for fifth in the NFC... Added 10 receptions for 133 yards (13.3 avg.) with one touchdown... Appeared in both of the Eagles' playoff games... Scored on a career-long 64-yard run and totaled 115 yards on 13 carries (8.8 avg.) vs. Dal. (12/7).

2002: Buckhalter spent the season on the Eagles' physically unable to perform list due to a torn anterior cruciate ligament in his left knee suffered in a mini camp practice on April 26.

2001: Selected by Philadelphia in the fourth round (121st overall) of the 2001 NFL Draft, Buckhalter played 15 games (6 starts) and totaled 129 carries for 586 yards (4.5 avg.) with two touchdowns... Contributed 13 catches for

BUCKHALTER POSTS IMPRESSIVE YARDS PER CARRY AVERAGE

HIGHEST RUSHING AVERAGE BY A RUNNING BACK, EAGLES HISTORY (min. 450 carries)

Player	Att.	Yds.	Avg.	LG	TDs
1. Brian Westbrook, 2002-Pres.	1,247	5,721	4.6	71t	36
2. Charlie Garner, 1994-98	495	2,261	4.6	55t	17
3. Correll Buckhalter, 2001-08	476	2,155	4.5	64t	18
4. Wilbert Montgomery, 1977-84	1,465	6,538	4.5	90t	45
5. Steve Van Buren, 1944-51	1,320	5,860	4.4	70t	69

130 yards (10.0 avg.)... Set the Eagles' franchise record for rushing yards (586) by a rookie... Saw time in all three playoff games, including the NFC Championship Game at St. (1/27), and finished the playoffs with 18 carries for 110 yards (6.1 avg.) with one touchdown and four receptions for 26 yards... Registered his first career 100-yard rushing game with 134 yards on 21 carries (6.4 avg.) vs. Ari. (10/7).

COLLEGE: Buckhalter played 46 career games (9 starts) at the University of Nebraska, rushing 413 times for 2,522 yards (6.1 avg.) with 27 touchdowns... Finished his career ranked eighth in school history in career rushing yards and had 11 100-yard rushing efforts... Earned honorable mention All-Big 12 Conference honors from the Associated Press as a senior, averaging 7.1 yards per rush with 106 carries for 769 yards with seven touchdowns.

PERSONAL: Buckhalter was an all-state selection at Collins High School in Collins, Miss., rushing for 12 touchdowns and 1,722 yards as a senior, including a state-record 387 yards in one game... Had 1,302 rushing yards as a junior... Earned four letters in basketball and track... Older brother, Chris, was a member of Philadelphia's practice squad in 1996... Majored in sociology at Nebraska... Correll Buckhalter was born on Oct. 6, 1978, in Laurel, Miss.

BUCKHALTER'S REGULAR SEASON RECORD

Year	Club	G	S	RUSHING				RECEIVING				KICKOFF RETURNS					
				No.	Yds.	Avg.	LG TD	No.	Yds.	Avg.	LG TD	No.	Yds.	Avg.	LG TD		
2001	Philadelphia	15	6	129	586	4.5	48 2	13	130	10.0	26	0	1	28	28.0	28	0
2002	Philadelphia	PHYSICALLY UNABLE TO PERFORM															
2003	Philadelphia	15	5	126	542	4.3	64t 8	10	133	13.3	27	1	0	0	0.0	—	0
2004	Philadelphia	RESERVE/INJURED (TORN PATELLAR TENDON)															
2005	Philadelphia	RESERVE/INJURED (TORN PATELLAR TENDON)															
2006	Philadelphia	16	1	83	345	4.2	20 2	24	256	10.7	55t	1	0	0	0.0	—	0
2007	Philadelphia	14	2	62	313	5.0	30t 4	12	87	7.3	14	0	37	798	21.6	35	0
2008	Philadelphia	14	2	76	369	4.9	33 2	26	324	12.5	59	2	1	14	14.0	14	0
CAREER TOTALS		74	16	476	2,155	4.5	64t 18	85	930	10.9	59	4	39	840	21.5	35	0

SCORING

Year	Club	TD	TDr	TDp	TDrt	2pt	Pts.
2001	Philadelphia	2	2	0	0	0	12
2002	Philadelphia	PHYSICALLY UNABLE TO PERFORM					
2003	Philadelphia	9	8	1	0	0	54
2004	Philadelphia	RESERVE/INJURED (KNEE)					
2005	Philadelphia	RESERVE/INJURED (KNEE)					
2006	Philadelphia	3	2	1	0	0	18
2007	Philadelphia	4	4	0	0	0	24
2008	Philadelphia	4	2	2	0	0	24
CAREER TOTALS		22	18	4	0	0	132

ADDITIONAL STATISTICS: Miscellaneous tackles — 2008 (1), TOTAL (1). Fumbles — 2001 (2FR), 2006 (2FR), 2007 (1FR), TOTAL (5FR).

BUCKHALTER'S POSTSEASON RECORD

Year	Club	G	S	RUSHING				RECEIVING				KICKOFF RETURNS					
				No.	Yds.	Avg.	LG TD	No.	Yds.	Avg.	LG TD	No.	Yds.	Avg.	LG TD		
2001	Philadelphia	3	0	18	110	6.1	31 1	4	26	6.5	9	0	0	0	0.0	—	0
2003	Philadelphia	2	0	20	60	3.0	9 0	3	31	10.3	23	0	0	0	0.0	—	0
2006	Philadelphia	2	0	9	15	1.7	9 0	2	11	5.5	8	0	0	0	0.0	—	0
2008	Philadelphia	3	0	11	55	5.0	27 0	4	31	7.8	19	0	1	20	20.0	20	0
CAREER TOTALS		10	0	58	240	4.1	31 1	13	99	7.6	23	0	1	20	20.0	20	0

SCORING

Year	Club	TD	TDr	TDp	TDrt	2pt	Pts.
2001	Philadelphia	1	1	0	0	0	6
2003	Philadelphia	0	0	0	0	0	0
2006	Philadelphia	0	0	0	0	0	0
2008	Philadelphia	0	0	0	0	0	0
CAREER TOTALS		1	1	0	0	0	6

ADDITIONAL STATISTICS: Special teams tackles — 2001 (2), TOTAL (1).

BUCKHALTER'S SINGLE GAME HIGHS

(Postseason in parentheses)

Rushes — 23 at Atlanta, 11/2/03 (11 vs. Carolina, 1/18/04). **Rushing yards** — 134 vs. Arizona, 10/7/01 (55 vs. Tampa Bay, 1/12/02). **Longest rush** — 64t vs. Dallas, 12/7/03 (31 at St. Louis, 1/27/02). **Rushing touchdowns** — 2 vs. N.Y. Jets, 10/26/03 (1 vs. Tampa Bay, 1/12/02). **Receptions** — 7 at San Francisco, 10/12/08 (3 at N.Y. Giants, 1/11/09). **Receiving yards** — 85 at San Francisco, 10/12/08 (26 vs. Carolina, 1/18/04). **Longest reception** — 59 vs. Dallas, 12/28/08 (23 vs. Carolina, 1/18/04). **Receiving touchdowns** — 1, four times, last vs. Dallas, 12/28/08 (none). **Kick returns** — 7 vs. Dallas, 11/4/07 (1 at Arizona, 1/18/09). **Kick return yards** — 147 vs. Dallas, 11/4/07 (20 at Arizona, 1/18/09). **Longest kick return** — 35 vs. Seattle, 12/2/07 (20 at Arizona, 1/18/09). **Kick return touchdowns** — None (none).

BUCKHALTER'S 100-YARD RUSHING GAMES (4)

*denotes win (Buckhalter's teams are 2-2 when he records 100 or more yards rushing in a game.)

Date	Opponent	No.	Yds.	Avg.	LG	TD
10/7/01	vs. Arizona	21	134	6.4	37	0
10/26/03	vs. N.Y. Jets*	15	100	6.7	21	2
12/7/03	vs. Dallas*	13	115	8.8	64t	1
9/30/07	at N.Y. Giants	17	103	6.1	17	0

CORRELL BUCKHALTER'S CAREER GAME-BY-GAME

(Victories asterisked)

2001 PHILADELPHIA (11-5)		RUSHING					RECEIVING					KICK RETURNS				
Date	Opponent	P/S	No.	Yds.	Avg.	LG TD	No.	Yds.	Avg.	LG TD	No.	Yds.	Avg.	LG TD		
Sep 9	vs. St. Louis	P	0	0	0.0	— 0	0	0	0.0	— 0	0	0	0.0	— 0		
Sep 23	at Seattle*	P	18	52	2.9	9 0	4	50	12.5	26	0	0	0.0	— 0		
Sep 30	vs. Dallas*	P	20	99	5.0	48 1	1	9	9.0	9	0	0	0.0	— 0		
Oct 7	vs. Arizona	S	21	134	6.4	37 0	0	0	0.0	— 0	0	0	0.0	— 0		
Oct 22	at N.Y. Giants*	S	11	34	3.1	9 0	0	0	0.0	— 0	0	0	0.0	— 0		
Oct 28	vs. Oakland	S	7	29	4.1	12 0	0	0	0.0	— 0	0	0	0.0	— 0		
Nov 4	at Arizona*	S	4	14	3.5	9 0	1	-1	-1.0	-1	0	0	0.0	— 0		
Nov 11	vs. Minnesota*	P	11	66	6.0	16 1	0	0	0.0	— 0	1	28	28.0	28	0	
Nov 18	at Dallas*	RESERVE/SUSPENDED														
Nov 25	vs. Washington	P	4	5	1.3	3 0	1	4	4.0	4	0	0	0.0	— 0		
Nov 29	at Kansas City*	P	2	6	3.0	7 0	0	0	0.0	— 0	0	0	0.0	— 0		
Dec 9	vs. San Diego*	P	1	4	4.0	4 0	0	0	0.0	— 0	0	0	0.0	— 0		
Dec 16	at Washington*	S	1	2	2.0	2 0	1	18	18.0	18	0	0	0.0	— 0		
Dec 22	at San Francisco	P	2	13	6.5	11 0	0	0	0.0	— 0	0	0	0.0	— 0		
Dec 30	vs. N.Y. Giants*	P	7	39	5.6	23 0	0	0	0.0	— 0	0	0	0.0	— 0		
Jan 6	at Tampa Bay*	S	20	89	4.5	18 0	5	50	10.0	16	0	0	0.0	— 0		
Regular Season Totals		15/6	129	586	4.5	48 2	13	130	10.0	26	0	1	28	28.0	28	0
Jan 12	vs. Tampa Bay*§	P	9	55	6.1	25t 1	2	13	6.5	8	0	0	0.0	— 0		
Jan 19	at Chicago*†	P	3	5	1.7	2 0	2	13	6.5	9	0	0	0.0	— 0		
Jan 27	at St. Louis#	P	6	50	8.3	31 0	0	0	0.0	— 0	0	0	0.0	— 0		
Postseason Totals		3/0	18	110	6.1	31 1	4	26	6.5	9	0	0	0	0.0	— 0	

§NFC Wild Card Game; †NFC Divisional Playoff Game; #NFC Championship Game

2003 PHILADELPHIA (12-4)		RUSHING					RECEIVING					KICK RETURNS				
Date	Opponent	P/S	No.	Yds.	Avg.	LG TD	No.	Yds.	Avg.	LG TD	No.	Yds.	Avg.	LG TD		
Sep 8	vs. Tampa Bay	S	1	0	0.0	0 0	0	0	0.0	— 0	0	0	0.0	— 0		
Sep 14	vs. New England	P	0	0	0.0	— 0	1	21	21.0	21	0	0	0.0	— 0		
Sep 28	at Buffalo*	P	11	25	2.3	13 1	0	0	0.0	— 0	0	0	0.0	— 0		
Oct 5	vs. Washington*	P	3	3	1.0	2 0	0	0	0.0	— 0	0	0	0.0	— 0		
Oct 12	at Dallas	P	11	52	4.7	20t 1	1	2	2.0	2	0	0	0.0	— 0		
Oct 19	at N.Y. Giants*	P	3	19	6.3	11 0	0	0	0.0	— 0	0	0	0.0	— 0		
Oct 26	vs. N.Y. Jets*	S	15	100	6.7	21 2	0	0	0.0	— 0	0	0	0.0	— 0		
Nov 2	at Atlanta*	S	23	92	4.0	13 0	1	18	18.0	18	0	0	0.0	— 0		
Nov 10	at Green Bay*	S	9	23	2.6	11 0	0	0	0.0	— 0	0	0	0.0	— 0		
Nov 16	vs. N.Y. Giants*	P	5	2	0.4	4 1	1	27	27.0	27	0	0	0.0	— 0		
Nov 23	vs. New Orleans*	P	7	18	2.6	8 1	1	20	20.0	20	0	0	0.0	— 0		
Nov 30	at Carolina*	S	6	30	5.0	13 0	0	0	0.0	— 0	0	0	0.0	— 0		
Dec 7	vs. Dallas*	P	13	115	8.8	64t 1	2	29	14.5	24	0	0	0.0	— 0		
Dec 15	at Miami*	P	6	9	1.5	3 1	0	0	0.0	— 0	0	0	0.0	— 0		
Dec 21	vs. San Francisco	INACTIVE														
Dec 27	at Washington*	P	13	54	4.2	12 0	3	16	5.3	11t	1	0	0	0.0	— 0	
Regular Season Totals		15/5	126	542	4.3	64t 8	8	103	13.3	27	1	0	0	0.0	— 0	
Jan 11	vs. Green Bay*†	P	9	12	1.3	6 0	1	5	5.0	5	0	0	0.0	— 0		
Jan 18	vs. Carolina#	P	11	48	4.4	9 0	2	26	13.0	23	0	0	0.0	— 0		
Postseason Totals		2/0	20	60	3.0	9 0	3	31	10.3	23	0	0	0	0		

2006 PHILADELPHIA (10-6)																	
RUSHING					RECEIVING					KICK RETURNS							
Date	Opponent	P/S	No.	Yds.	Avg.	LG	TD	No.	Yds.	Avg.	LG	TD	No.	Yds.	Avg.	LG	TD
Sep 10	at Houston*	P	8	50	6.3	20	0	1	-1	-1.0	-1	0	0	0	0.0	—	0
Sep 17	vs. N.Y. Giants	P	6	6	1.0	6	0	1	9	9.0	9	0	0	0	0.0	—	0
Sep 24	at San Francisco*	S	5	16	3.2	5	0	2	25	12.5	26	0	0	0	0.0	—	0
Oct 2	vs. Green Bay*	P	11	49	4.5	16	0	2	39	19.5	28	0	0	0	0.0	—	0
Oct 8	vs. Dallas*	P	4	16	4.0	11	0	0	0	0.0	—	0	0	0	0.0	—	0
Oct 15	at New Orleans	P	1	5	5.0	5	0	1	10	10.0	10	0	0	0	0.0	—	0
Oct 22	at Tampa Bay	P	8	31	3.9	11	0	0	0	0.0	—	0	0	0	0.0	—	0
Oct 29	vs. Jacksonville	P	2	10	5.0	6	0	3	5	1.7	7	0	0	0	0.0	—	0
Nov 12	vs. Washington*	P	8	20	2.5	6	0	1	55	55.0	55†	1	0	0	0.0	—	0
Nov 19	vs. Tennessee	P	3	16	5.3	11	0	6	41	6.8	13	0	0	0	0.0	—	0
Nov 26	at Indianapolis	P	4	18	4.5	13	0	2	26	13.0	19	0	0	0	0.0	—	0
Dec 4	vs. Carolina*	P	5	17	3.4	4	0	3	25	8.3	13	0	0	0	0.0	—	0
Dec 10	at Washington*	P	1	4	4.0	4	0	0	0	0.0	—	0	0	0	0.0	—	0
Dec 17	at N.Y. Giants*	P	8	48	6.0	11	1	1	9	9.0	9	0	0	0	0.0	—	0
Dec 25	at Dallas*	P	8	38	4.8	15	1	1	13	13.0	13	0	0	0	0.0	—	0
Dec 31	vs. Atlanta*	P	1	1	1.0	1	0	0	0	0.0	—	0	0	0	0.0	—	0
Regular Season Totals	16/1	83	345	4.2	20	2	24	256	10.7	55†	1	0	0	0.0	—	0	
Dec 25	vs. N.Y. Giants*§	P	6	17	2.8	9	0	1	3	3.0	3	0	0	0	0.0	—	0
Dec 31	at New Orleans†	P	3	-2	-0.7	1	0	1	8	8.0	8	0	0	0	0.0	—	0
Postseason Totals	2/0	9	15	1.7	9	0	2	11	5.5	8	0	0	0	0.0	—	0	

2007 PHILADELPHIA (8-8)																	
RUSHING					RECEIVING					KICK RETURNS							
Date	Opponent	P/S	No.	Yds.	Avg.	LG	TD	No.	Yds.	Avg.	LG	TD	No.	Yds.	Avg.	LG	TD
Sep 9	at Green Bay	P	4	5	1.3	5	0	1	3	3.0	3	0	1	16	16.0	16	0
Sep 17	vs. Washington	P	1	3	3.0	3	0	0	0	0.0	—	0	4	102	25.5	28	0
Sep 23	vs. Detroit*	P	7	43	6.1	24	1	0	0	0.0	—	0	4	82	20.5	25	0
Sep 30	at N.Y. Giants	S	17	103	6.1	17	0	4	35	8.8	14	0	0	0	0.0	—	0
Oct 14	at N.Y. Jets*	P	4	23	5.8	8	0	0	0	0.0	—	0	2	35	17.5	20	0
Oct 21	vs. Chicago	P	3	13	4.3	15	0	1	11	11.0	11	0	5	115	23.0	29	0
Oct 28	at Minnesota*	P	2	3	1.5	3	0	4	28	7.0	12	0	4	62	15.5	21	0
Nov 4	vs. Dallas	P	2	0	0.0	0	0	0	0	0.0	—	0	7	147	21.0	28	0
Nov 11	at Washington*							INACTIVE									
Nov 18	vs. Miami*	P	3	19	6.3	8†	1	0	0	0.0	—	0	0	0	0.0	—	0
Nov 25	at New England	P	0	0	0.0	—	0	0	0	0.0	—	0	4	87	21.8	33	0
Dec 2	vs. Seattle	P	4	37	9.3	30†	1	0	0	0.0	—	0	3	94	31.3	35	0
Dec 9	vs. N.Y. Giants	S	2	9	4.5	5	0	0	0	0.0	—	0	1	9	9.0	9	0
Dec 16	at Dallas*							INACTIVE									
Dec 23	at New Orleans*	P	4	37	9.3	20†	1	0	0	0.0	—	0	1	34	34.0	34	0
Dec 30	vs. Buffalo*	P	9	18	2.0	11	0	2	10	5.0	6	0	1	15	15.0	15	0
Regular Season Totals	14/2	62	313	5.0	30†	4	12	87	7.3	14	0	37	798	21.6	35	0	

2008 PHILADELPHIA (9-6-1)																	
RUSHING					RECEIVING					KICK RETURNS							
Date	Opponent	P/S	No.	Yds.	Avg.	LG	TD	No.	Yds.	Avg.	LG	TD	No.	Yds.	Avg.	LG	TD
Sep 7	vs. St. Louis*	P	2	5	2.5	7	0	0	0	0.0	—	0	0	0	0.0	—	0
Sep 15	at Dallas	P	0	0	0.0	—	0	2	15	7.5	8	0	0	0	0.0	—	0
Sep 21	vs. Pittsburgh*	P	10	43	4.3	11	0	6	44	7.3	20†	1	0	0	0.0	—	0
Sep 28	at Chicago	S	16	66	4.1	25	1	2	24	12.0	19	0	0	0	0.0	—	0
Oct 5	vs. Washington	P	2	0	0.0	3	0	0	0	0.0	—	0	0	0	0.0	—	0
Oct 12	at San Francisco*	S	18	93	5.2	28	1	7	85	12.1	25	0	0	0	0.0	—	0
Oct 26	vs. Atlanta*	P	4	0	0.0	2	0	2	29	14.5	27	0	1	14	14.0	14	0
Nov 2	at Seattle*	P	2	2	1.0	2	0	1	6	6.0	6	0	0	0	0.0	—	0
Nov 9	vs. N.Y. Giants	P	2	21	10.5	20	0	0	0	0.0	—	0	0	0	0.0	—	0
Nov 16	at Cincinnati†	P	1	3	3.0	3	0	1	44	44.0	44	0	0	0	0.0	—	0
Nov 23	at Baltimore	P	2	16	8.0	8	0	0	0	0.0	—	0	0	0	0.0	—	0
Games 12-13								INACTIVE									
Dec 15	vs. Cleveland*	P	6	55	9.2	27	0	0	0	0.0	—	0	0	0	0.0	—	0
Dec 21	at Washington	P	1	2	2.0	2	0	2	18	9.0	11	0	0	0	0.0	—	0
Dec 28	vs. Dallas*	P	10	63	6.3	33	0	3	59	19.7	59	1	0	0	0.0	—	0
Regular Season Totals	14/2	76	369	4.9	33	2	26	324	12.5	59	2	1	14	14.0	14	0	
Jan 4	at Minnesota*§	P	2	27	13.5	27	0	0	0	0.0	—	0	0	0	0.0	—	0
Jan 11	at N.Y. Giants*†	P	5	7	1.4	6	0	3	19	6.3	19	0	0	0	0.0	—	0
Jan 18	at Arizona#	P	4	21	5.3	9	0	1	12	12.0	12	0	1	20	20.0	20	0
Postseason Totals	3/0	11	55	5.0	27	0	4	31	7.8	19	0	1	20	20.0	20	0	

Did You Know?

The Broncos have posted an NFL-best 95 individual 100-yard rushing games by a league-high 14 different players since 1995.



RYAN CLADY
 6-6 • 325 • 2ND YR. • BOISE STATE
 BORN: Sept. 6, 1986, in Long Beach, Calif.
 HIGH SCHOOL: Eisenhower High School, Rialto, Calif.
 ACQUIRED: Draft #1 (12th overall), 2008
 NFL YEAR: 2nd • YEAR WITH BRONCOS: 2nd
 NFL GAMES PLAYED/STARTED: 16/16



78

TACKLE

CLADY AT A GLANCE:

- A second-year player who started all 16 games at left tackle for the Broncos as a rookie in 2008 and earned second-team All-Pro honors (Associated Press) while finishing third in NFL Offensive Rookie of the Year voting.
- Credited with allowing the fewest sacks (0.5) in the NFL among all 16-game starting tackles in 2008 according to Stats Inc. and was called for just three penalties while playing every offensive snap.
- Became the first offensive lineman to be named Diet Pepsi NFL Rookie of the Week in the five-year history of the award for his play vs. Kansas City (12/7/08).
- Helped Denver tie for first in the NFL in fewest sacks allowed (12) while ranking second in the league in yards per game (395.8) and third in yards per rush (4.8) in 2008.
- Started 37 of his 39 career games played at Boise State University, where he earned first-team All-Western Athletic Conference honors during his final two seasons.
- Received first-team All-America honors from the American Football Coaches Association and *The Sporting News* as a 13-game starter for Boise State in 2007.
- Helped Boise State in 2006 become the only undefeated major college football team (13-0) in the nation and finish the year with a final ranking of No. 5 in the country (Associated Press).
- Selected by the Broncos in the first round (12th overall) of the 2008 NFL Draft.

CAREER TRANSACTIONS: Signed by Denver as a draft choice 7/25/08.



2008: Selected by the Broncos in the first round (12th overall) of the 2008 NFL Draft, Clady started all 16 games and played every offensive snap for Denver at left tackle as a rookie... Named a second-team All-Pro by the Associated Press... Finished third in the Associated Press' NFL Offensive Rookie of the Year voting and received all-rookie honors from *Pro Football Weekly/PFWA* and *The Sporting News*... Also named All-AFC by *Pro Football Weekly/PFWA* and All-Joe by *USA Today*... Became the first offensive lineman to be named Diet Pepsi NFL Rookie of the Week in the five-year history of the award for his play vs. K.C. (12/7)... Credited with allowing the fewest sacks (0.5) among all 16-game starting tackles in the NFL according to Stats Inc.... Called for just three penalties (2 false start, 1 holding) on the year... One of three rookies in the NFL to start every game at left tackle, joining Jake Long (Miami) and Duane Brown (Houston)... Helped Denver tie for first in the league in sacks allowed with a franchise record-low 12 and rank second in the league in total offense (395.8 ypg)... Blocked for a Denver offense that ranked third in the NFL in yards per rush (4.8) despite placing a league-high seven running backs on injured reserve.

COLLEGE: Clady played 39 career games (37 starts) in three seasons at Boise State University, where he earned first-team All-Western Athletic Conference honors during his final two years at left tackle... Received first-team All-America honors from the American Football Coaches Association and *The Sporting News* while earning second-team recognition from the Walter Camp Football Foundation as a junior... Helped Boise State become the only undefeated major college football team in the country (13-0) en route to a final ranking of No. 5 in the country (Associated Press) after its Fiesta Bowl win against Oklahoma in 2006... Started at right tackle as a redshirt freshman after competing along the defensive line on Boise State's scout team as a true freshman.

CLADY IMPRESSES IN ROOKIE CAMPAIGN

FEWEST SACKS ALLOWED, 16-GAME STARTING TACKLES, NFL, 2008 (Stats Inc.)

Player	Yr.	Pos.	GP	GS	Sacks
1. Ryan Clady, Den.	R	LT	16	16	0.5
2. Michael Roos, Ten.	4th	LT	16	16	1.0
3. Ryan Diem, Atl.	8th	RT	16	16	1.5
Jon Stinchcomb, N.O.	6th	RT	16	16	1.5

CLADY ONE OF THE NFL'S BEST ROOKIES IN 2008

2008 NFL OFFENSIVE ROOKIE OF THE YEAR VOTING (ASSOCIATED PRESS)


Player	Team	Votes	Drafted	College
1. Matt Ryan, QB	Atlanta	44	Rd. 1 (3rd)	Boston College
2. Chris Johnson, RB	Tennessee	3	Rd. 1 (24th)	East Carolina
3. Ryan Clady, T	Denver	2	Rd. 1 (12th)	Boise State
4. Matt Forte, RB	Chicago	1	Rd. 2 (44th)	Tulane

PERSONAL: Clady received first-team All-Citrus Belt League honors as well as first-team all-county and All-CIF recognition as a defensive lineman at Eisenhower High School in Rialto, Calif.... Registered 60 tackles, five sacks and one fumble recovery as a senior... Brother, Chris, is a junior defensive lineman at Colorado State University-Pueblo... Majored in communications at Boise State... Is the son of Ross Clady... Ryan Clady was born on Sept. 6, 1986, in Long Beach, Calif.


CLADY'S REGULAR SEASON RECORD

Year	Club	G	S
2008	Denver	16	16
CAREER TOTALS		16	16

ADDITIONAL STATISTICS: Miscellaneous tackles — 2008 (1), TOTAL (1).



NIC CLEMONS
 6-6 • 300 • 3RD YR. • GEORGIA
 BORN: Feb. 3, 1980, in Griffin, Ga.
 HIGH SCHOOL: Griffin High School, Griffin, Ga.
 ACQUIRED: Free Agent, 2008
 NFL YEAR: 3rd • YEAR WITH BRONCOS: 2nd
 NFL GAMES PLAYED/STARTED: 18/0 • POSTSEASON: 2/0



93

DEFENSIVE LINE

CLEMONS AT A GLANCE:

- A third-year defensive lineman who enters his second season with the Broncos in 2009 after playing a career-high 10 games for the club in 2008, totaling a personal-best 24 tackles.
- Appeared in 10 games (8 regular season, 2 postseason) for Washington in 2005 before competing in the Redskins' training camp in 2006 and the Falcons' training camp in 2007.
- Began his NFL career on the Redskins' practice squad from 2003-04.
- Played two seasons at the University of Georgia after transferring from Georgia Military College, where he earned honorable mention junior college All-America honors.
- Joined the Broncos as a future-contract signee on Dec. 31, 2007.
- Entered the NFL with Washington as a college free agent on May 2, 2003.

CAREER TRANSACTIONS: Signed by Washington as a college free agent 5/2/03; Waived by Washington 8/25/03; Signed by Washington (practice squad) 9/2/03; Signed by Washington to a future contract 12/29/03; Waived by Washington 8/30/04; Signed by Washington (practice squad) 9/7/04; Released by Washington 9/17/04; Signed by Washington (practice squad) 9/21/04; Signed by Washington to a future contract 1/3/05; Waived by Washington 9/2/06; Signed by Atlanta to a future contract 1/10/07; Waived by Atlanta 9/1/07; Signed by Denver to a future contract 12/31/07.

2008: Clemons saw time in a career-high 10 games (0 starts) for the Broncos and had a personal-best 24 tackles (10 solo) along with one pass breakup... Had career highs in tackles (4) vs. Mia. (11/2) and at S.D. (12/28).

2007: Clemons participated in training camp with Atlanta but was waived on Sept. 1.

2006: Clemons competed in Washington's training camp but was waived on Sept. 2.

2005: Clemons saw action in eight games (0 starts) with Washington, posting six tackles (3 solo)... Recorded two tackles in two playoff games... Had one tackle in his NFL debut vs. S.F. (10/23).

2004: Clemons competed in Washington's training camp and spent the majority of the year on its practice squad.

2003: Clemons entered the NFL with Washington as a college free agent on May 2 but was waived on Aug. 25... Spent the year on the Redskins' practice squad after joining that group on Sept. 2.

COLLEGE: Clemons played seven games (0 starts) in two years at the University of Georgia after transferring from Georgia Military College... Limited to two games as a senior due to a hip injury... Earned honorable mention

junior college All-America honors in 1999 after registering 58.5 tackles, 7.5 sacks, three fumble recoveries and three pass breakups at Georgia Military College.

PERSONAL: Clemons did not play football at Griffin High School in Griffin, Ga., but competed on its basketball team... Averaged five points and four rebounds in basketball... Brother, Chris, plays defensive end for the Eagles and uncle, Charlie Clemons, played seven years in the NFL from 1997-2003... Majored in child and family development at Georgia... Has a daughter, NyKeria... Nic Clemons was born on Feb. 3, 1980, in Griffin, Ga.

CLEMONS' REGULAR SEASON RECORD

Year	Club	G	S	UT	A	TT	S-Yds.	I-Yds.	PD	FF	FR	TD-Int.	TD-FR	S	Pts.
2003	Washington														
2004	Washington														
2005	Washington	8	0	3	3	6	0-0	0-0	0	0	0	0	0	0	0
2006															
2007															
2008	Denver	10	0	10	14	24	0-0	0-0	1	0	0	0	0	0	0
CAREER TOTALS		18	0	13	17	30	0-0	0-0	1	0	0	0	0	0	0
BRONCOS TOTALS		10	0	10	14	24	0-0	0-0	1	0	0	0	0	0	0

CLEMONS' POSTSEASON RECORD

Year	Club	G	S	UT	A	TT	S-Yds.	I-Yds.	PD	FF	FR	TD-Int.	TD-FR	S	Pts.
2005	Washington	2	0	1	1	2	0-0	0-0	0	0	0	0	0	0	0
CAREER TOTALS		2	0	1	1	2	0-0	0-0	0	0	0	0	0	0	0

NIC CLEMONS' CAREER GAME-BY-GAME

(Victories asterisked)

2005 WASHINGTON (10-6)		TACKLES													
Date	Opponent	P/S	UT	A	TT	S-Yds.	I-Yds.	PD	FF	FR					
Games 1-5															
Oct 23	vs. San Francisco*	P	0	1	1	0-0	0-0	0	0	0	INACTIVE				
Oct 30	at N.Y. Giants										INACTIVE				
Nov 6	vs. Philadelphia*	P	0	1	1	0-0	0-0	0	0	0					
Nov 13	at Tampa Bay	P	0	1	1	0-0	0-0	0	0	0					
Nov 20	vs. Oakland	P	0	0	0	0-0	0-0	0	0	0					
Games 11-12															
Dec 11	at Arizona*	P	0	0	0	0-0	0-0	0	0	0					
Dec 18	vs. Dallas*	P	2	0	2	0-0	0-0	0	0	0					
Dec 24	vs. N.Y. Giants*	P	1	0	1	0-0	0-0	0	0	0					
Jan 1	at Philadelphia*	P	0	0	0	0-0	0-0	0	0	0					
Regular Season Totals			8/0	3	3	6	0-0	0-0	0	0	0	0	0	0	0
Jan 7	at Tampa Bay* ^S	P	0	1	1	0-0	0-0	0	0	0					
Jan 14	at Seattle†	P	1	0	1	0-0	0-0	0	0	0					
Postseason Totals			2/0	1	1	2	0-0	0-0	0	0	0	0	0	0	0


2008 DENVER (8-8)		TACKLES													
Date	Opponent	P/S	UT	A	TT	S-Yds.	I-Yds.	PD	FF	FR					
Sep 8	at Oakland*	P	1	1	2	0-0	0-0	0	0	0					
Games 2-3															
Sep 28	at Kansas City	P	1	1	2	0-0	0-0	0	0	0					
Oct 5	vs. Tampa Bay*	P	1	1	2	0-0	0-0	0	0	0					
Oct 12	vs. Jacksonville	P	1	2	3	0-0	0-0	0	0	0					
Oct 20	at New England										INACTIVE				
Nov 2	vs. Miami	P	1	3	4	0-0	0-0	0	0	0					
Nov 6	at Cleveland*	P	0	1	1	0-0	0-0	0	0	0					
Games 10-12															
Dec 7	vs. Kansas City*	P	0	1	1	0-0	0-0	0	0	0					
Dec 14	at Carolina	P	1	1	2	0-0	0-0	1	0	0					
Dec 21	vs. Buffalo	P	2	1	3	0-0	0-0	0	0	0					
Dec 28	at San Diego	P	2	2	4	0-0	0-0	0	0	0					
Regular Season Totals			10/0	10	14	24	0-0	0-0	1	0	0	0	0	0	0

BRONCOS CLIMB ABOVE .500 IN REGULAR-SEASON PLAY

The Broncos' all-time record in the regular season has been at or above the .500 mark since the club earned a 21-17 win at Minnesota on Nov. 24, 1996. That victory took Denver's record to 267-267-10, and the Broncos enter the 2009 season 42 games above .500 (386-344-10 / .528) as a franchise.

Before 1996, Denver's all-time regular-season record had not been .500 or better since the franchise's first year in 1960. The Broncos were 4-4 after playing their first eight games that season, but a 34-7 loss at the Dallas Texans on Nov. 13, 1960, sent the club below .500 for the first time.

Denver's all-time regular-season record did not reach the .500 mark until a little more than 36 years later with that win against the Vikings in 1996.



TIM CROWDER
 6-4 • 260 • 3RD YR. • TEXAS
 BORN: June 30, 1985, in Tyler, Texas
 HIGH SCHOOL: John Tyler High School, Tyler, Texas
 ACQUIRED: Draft #2 (56th overall), 2007
 NFL YEAR: 3rd • YEAR WITH BRONCOS: 3rd
 NFL GAMES PLAYED/STARTED: 19/1

96

OUTSIDE LINEBACKER/DEFENSIVE END

CROWDER AT A GLANCE:

- A third-year outside linebacker/defensive end who has played 19 games (1 start) in his two seasons with the Broncos, totaling 26 tackles (20 solo) and four sacks (39 yds.).
- Tied for fifth among NFL rookies with four sacks in 13 games (1 start) for the Broncos in 2007 while adding 22 tackles and two fumble recoveries that year.
- Registered a sack in three consecutive games (Games 9-11) for Denver in 2007, becoming the first Bronco to accomplish that feat since 2004 (DE Reggie Hayward).
- Scored a touchdown on a 50-yard fumble recovery on *Sunday Night Football* vs. Pittsburgh (10/21/07), becoming the first Broncos defensive lineman to score on a fumble return since 2002 (DT Chester McGlockton)
- Earned first-team All-Big 12 Conference recognition in each of his final two seasons at the University of Texas, where he was a four-year starter for the Longhorns.
- Received second-team All-America honors (Walter Camp) at Texas in 2006 and helped lead the Longhorns to a BCS national championship in 2005.
- Selected by the Broncos in the second round (56th overall) of the 2007 NFL Draft.

CAREER TRANSACTIONS: Signed by Denver as a draft choice 7/28/07.



2008: Crowder saw time in six games (0 starts) for Denver, totaling four tackles (2 solo)... Inactive for Games 8-15.

2007: Selected by the Broncos in the second round (56th overall) of the 2007 NFL Draft, Crowder played 13 games (1 start) for Denver as a rookie and totaled 22 tackles (18 solo), four sacks (39 yds.), one forced fumble and two fumble recoveries... Tied for fifth among NFL rookies and ranked second on Denver with four sacks... Inactive for the first three games due to an ankle injury suffered during training camp... Registered a sack in three consecutive games (9-11), becoming the first Bronco to accomplish that feat since 2004 (DE Reggie Hayward)... Scored a touchdown on a 50-yard fumble recovery on *Sunday Night Football* vs. Pit. (10/21), becoming the first Denver defensive lineman to score on a fumble return since 2002 (DT Chester McGlockton)... Started in his first career NFL game at Ind. (9/30)... Notched the first two sacks of his career (21 yds.) at K.C. (11/11).

COLLEGE: Crowder was a four-year starter at the University of Texas and earned first-team All-Big 12 Conference recognition in each of his final two seasons as a Longhorn... Finished his collegiate career with 191 tackles (118 solo), 19 sacks (120 yds.), two interceptions, 13 pass breakups, eight forced fumbles and two fumble recoveries in 51 games (47 starts)... Earned consensus first-team all-conference accolades and second-team All-America honors (Walter Camp) while being named a finalist for the Ted Hendricks Award (nation's top defensive end) as a senior... Totaled 10.5 sacks as a senior that marked the most by a Longhorn since 1984... Was a key part of Texas' BCS national championship as a junior, receiving first-team All-Big 12 honors.

PERSONAL: Crowder was a three-year letterwinner and two-year starter who primarily played defensive end at John Tyler High School in Tyler, Texas... Totaled 127 tackles, 22 tackles for losses and 14 sacks during his final two prep seasons... Earned second-team all-state (Class 5A) and all-district honors as a senior after posting 55 tackles, 12 tackles for losses, nine sacks and one forced fumble... Received honorable mention all-district accolades as a junior after registering 72 tackles (26 solo), 10 tackles for losses and five sacks... Saw limited action at tight end as a sophomore in 2001 and moved up to the varsity for the team's run to the 5A Division II Championship game... Earned three letters in baseball as a pitcher and first baseman... Received all-district honors after posting a .400+ batting average and tossing a one-hitter as a pitcher during his senior year... Majored in health promotion and fitness at Texas... Timothy C. Crowder was born on June 30, 1985, in Tyler, Texas.

DID YOU KNOW?

The Broncos have selected more players (17) from the University of Florida in the NFL Draft than from any other school in the country.

CROWDER'S REGULAR SEASON RECORD

Year	Club	G	S	UT	A	TT	S-Yds.	I-Yds.	PD	FF	FR	TD-Int.	TD-FR	S	Pts.
2007	Denver	13	1	18	4	22	4-39	0-0	0	1	2	0	1	0	6
2008	Denver	6	0	2	2	4	0-0	0-0	0	0	0	0	0	0	0
CAREER TOTALS		19	1	20	6	26	4-39	0-0	0	1	2	0	1	0	6

ADDITIONAL STATISTICS: Scored on a 50-yard fumble recovery vs. Pittsburgh (10/21/07).

CROWDER'S SINGLE GAME HIGHS

(Postseason in parentheses)

Sacks — 2 at Kansas City, 11/11/07 (none). **Sack yards** — 21 at Kansas City, 11/11/07 (none). **Interceptions** — None (none). **Interception return yards** — None (none).

CROWDER'S MULTIPLE-SACK GAMES (1)

*denotes win (The Broncos are 1-0 when Crowder records more than one sack in a game.)

Date	Opponent	S-Yds.
11/11/07	at Kansas City*	2-21

TIM CROWDER'S CAREER GAME-BY-GAME

(Victories asterisked)

2007 DENVER (7-9)		TACKLES									
Date	Opponent	P/S	UT	A	TT	S-Yds.	I-Yds.	PD	FF	FR	
Games 1-3											
Sep 30	at Indianapolis	S	0	0	0	0-0	0-0	0	0	0	
Oct 7	vs. San Diego	P	1	0	1	0-0	0-0	0	0	0	
Oct 21	vs. Pittsburgh*	P	0	1	1	0-0	0-0	0	0	1	
Oct 29	vs. Green Bay	P	1	0	1	0-0	0-0	0	0	0	
Nov 4	at Detroit	P	1	0	1	0-0	0-0	0	0	0	
Nov 11	at Kansas City*	P	3	1	4	2-21	0-0	0	0	0	
Nov 19	vs. Tennessee*	P	2	0	2	1-15	0-0	0	0	0	
Nov 25	at Chicago	P	2	0	2	1-3	0-0	0	1	0	
Dec 2	at Oakland	P	3	1	4	0-0	0-0	0	0	0	
Dec 9	vs. Kansas City*	P	1	0	1	0-0	0-0	0	0	1	
Dec 13	at Houston	P	0	0	0	0-0	0-0	0	0	0	
Dec 24	at San Diego	P	3	1	4	0-0	0-0	0	0	0	
Dec 30	vs. Minnesota*	P	1	0	1	0-0	0-0	0	0	0	
Regular Season Totals		13/1	18	4	22	4-39	0-0	0	1	2	

2008 DENVER (8-8)		TACKLES									
Date	Opponent	P/S	UT	A	TT	S-Yds.	I-Yds.	PD	FF	FR	
Sep 8	at Oakland*	P	0	1	1	0-0	0-0	0	0	0	
Sep 14	vs. San Diego*	P	0	0	0	0-0	0-0	0	0	0	
Sep 21	vs. New Orleans*	INACTIVE									
Sep 28	at Kansas City	P	0	0	0	0-0	0-0	0	0	0	
Oct 5	vs. Tampa Bay*	INACTIVE									
Oct 12	vs. Jacksonville	P	1	1	2	0-0	0-0	0	0	0	
Oct 20	at New England	P	0	0	0	0-0	0-0	0	0	0	
Games 8-15											
Dec 28	at San Diego	P	1	0	1	0-0	0-0	0	0	0	
Regular Season Totals		6/0	2	2	4	0-0	0-0	0	0	0	



ANDRA DAVIS
 6-1 • 251 • 8TH YR. • FLORIDA
 BORN: Dec. 23, 1978, in Live Oak, Fla.
 HIGH SCHOOL: Suwannee High School, Live Oak, Fla.
 ACQUIRED: Unrestricted Free Agent (Cleveland), 2009
 NFL YEAR: 8th • YEAR WITH BRONCOS: 1st
 NFL GAMES PLAYED/STARTED: 105/83 • POSTSEASON: 1/0

54

INSIDE LINEBACKER

DAVIS AT A GLANCE:

- An eighth-year inside linebacker who spent his first seven professional seasons with Cleveland, where he started at least 10 games during each of the last six campaigns.
- Started all 16 games three times for his career, including in the 2008 campaign when he finished second on the Browns with 134 tackles (72 solo).
- Totaled at least 100 tackles in a season five times for his career, including a personal-best 199 stops (111 solo) with the Browns in 2005.
- Registered at least 10 tackles in a game 39 times during his NFL career.

- Tied a Browns single-game record with four sacks at K.C. (11/9/03), marking only the 25th time an NFL linebacker posted a four-sack game since sacks became an official statistic in 1982.
- Earned first-team All-Southeastern Conference accolades and was a Butkus Award (nation's best linebacker) semifinalist as a senior at the University of Florida.
- Joined the Broncos as an unrestricted free agent on March 2, 2009.
- Selected by Cleveland in the fifth round (141st overall) of the 2002 NFL Draft.

CAREER TRANSACTIONS: Signed by Cleveland as a draft choice 7/18/02; Placed on injured reserve (left knee) by Cleveland 11/30/04; Signed by Denver as an unrestricted free agent Denver 3/2/09.



2008: Davis started all 16 games for the third time in his career and placed second on the Browns with 134 tackles (72 solo)... Added one interception (4 yds.) and four pass breakups... Posted six 10-tackle games.

2007: Davis appeared in all 16 games (10 starts) for Cleveland and was third on the club with 104 tackles (65 solo) while adding four pass breakups and one forced fumble... Had a season-high 12 tackles (10 solo) in a start vs. Pit. (9/9) in the season opener.

2006: Davis started all 14 games he played for Cleveland and had a team-high 133 tackles (75 solo), one sack (7 yds.), two interceptions (19 yds.) and five pass breakups... Inactive for the final two games of the year due to a concussion... Posted eight 10-tackle games, including six consecutive such efforts in Games 9-14... Had at least a share of the Browns' tackle lead six times.

2005: Davis was a 16-game starter for the second time in his career with the Browns, registering a career and team-high 199 tackles (111 solo), two sacks (22 yds.), one interception (14 yds.) and six pass breakups... Led or tied for the Browns' tackle lead 13 times and had at least 10 tackles in 12 of Cleveland's first 13 games... Posted a career-high 20 tackles (11 solo) at G.B. (9/18)... Named AFC Defensive Player of the Week after recording 14 tackles (8 solo) and two pass breakups vs. Mia. (11/20).

2004: Davis started all 11 games he played for Cleveland and had 89 tackles (57 solo), 0.5 sacks (3 yds.), three interceptions (35 yds.), six pass breakups, one forced fumble and one fumble recovery... Was second on the Browns in tackles when he was placed on injured reserve on Nov. 30 with a left knee sprain.

2003: In his first season as the Browns' starting middle linebacker, Davis had a team-high 170 tackles (116 solo), five sacks (28 yds.), five pass breakups and one forced fumble... Tied for seventh among AFC linebackers with five sacks... Held at least a share of the team high in tackles seven times and topped double-digit tackle totals on eight different occasions... Tied a Cleveland single-game record with four sacks (20 yds.) at K.C. (11/9) with his effort marking the 25th time an NFL linebacker posted at least four sacks in a game since they became an official statistic in 1982.

2002: Selected by Cleveland in the fifth round (141st overall) of the 2002 NFL Draft, Davis played all 16 games (0 starts) as a rookie and had four tackles (3 solo), one interception (0 yds.), one pass breakup... Placed second on the Browns with 19 tackles on special teams... Saw time in Cleveland's AFC Wild Card Game at Pit. (1/5).

COLLEGE: Davis played 35 career games (23 starts) at the University of Florida, totaling 232 tackles (154 solo), five sacks (39 yds.), four forced fumbles, one interception and three fumble recoveries... Received first-team All-Southeastern Conference honors and was a semifinalist for the Butkus Award (nation's best linebacker) as a senior... Also picked up second-team All-America honors from *The Sporting News* in his final year at Florida.

PERSONAL: Davis was a three-year starter at linebacker and fullback at Suwannee High School in Live Oak, Fla.... Earned *SuperPrep* All-America honors and was ranked among the nation's top 15 linebackers... Ranked among the top 12 players overall in the state of Florida by *SuperPrep* and among the top 10 linebackers in the SEC region by *PrepStar*... Named team captain for both his football and basketball teams... Majored in recreation program delivery at Florida... Son of Vernon Keith Davis and Kaffa Virginia Owens... Davis and his wife, Monique, have three daughters: Alisha (Dec. 1, 2000), Amber (Sept. 8, 2003) and Andrea (Jan. 28, 2007)... Andra Raynard Davis was born on Dec. 23, 1978, in Live Oak, Fla.

DAVIS' REGULAR SEASON RECORD

Year	Club	G	S	UT	A	TT	S-Yds.	I-Yds.	PD	FF	FR	TD-Int.	TD-FR	S	Pts.
2002	Cleveland	16	0	3	1	4	0-0	1-0	1	0	0	0	0	0	0
2003	Cleveland	16	16	116	54	170	5-28	0-0	5	1	0	0	0	0	0
2004	Cleveland	11	11	57	32	89	0.5-3	3-35	6	1	1	0	0	0	0
2005	Cleveland	16	16	111	88	199	2-22	1-14	6	0	0	0	0	0	0
2006	Cleveland	14	14	75	58	133	1-7	2-19	5	0	0	0	0	0	0
2007	Cleveland	16	10	65	39	104	0-0	0-0	4	1	0	0	0	0	0
2008	Cleveland	16	16	72	62	134	0-0	1-4	4	0	0	0	0	0	0
CAREER TOTALS		105	83	499	334	833	8.5-60	8-72	31	3	1	0	0	0	0

ADDITIONAL STATISTICS: Special teams tackles — 2002 (19), 2003 (2), 2004 (1), TOTAL (22).

DAVIS' POSTSEASON RECORD

Year	Club	G	S	UT	A	TT	S-Yds.	I-Yds.	PD	FF	FR	TD-Int.	TD-FR	S	Pts.
2002	Cleveland	1	0	0	0	0	0-0	0-0	0	0	0	0	0	0	0
CAREER TOTALS		1	0	0	0	0	0-0	0-0	0	0	0	0	0	0	0

DAVIS' SINGLE GAME HIGHS

(Postseason in parentheses)

Sacks — 4 at Kansas City, 11/9/03 (none). **Sack yards** — 20 at Kansas City, 11/9/03 (none). **Interceptions** — 1, eight times, last at Buffalo, 11/17/08 (none). **Interception return yards** — 30 at Cincinnati, 11/28/04 (none).

DAVIS' MULTIPLE-SACK GAMES (1)

*denotes win (Davis' teams are 0-1 when he records more than one sack in a game.)

Date	Opponent	Int.-Yds.
11/9/03	at Kansas City	4-20

ANDRA DAVIS' CAREER GAME-BY-GAME

(Victories asterisked)

2002 CLEVELAND (9-7)		TACKLES									
Date	Opponent	P/S	UT	A	TT	S-Yds.	I-Yds.	PD	FF	FR	
Sep 8	vs. Kansas City	P	0	0	0	0-0	0-0	0	0	0	
Sep 15	vs. Cincinnati*	P	0	0	0	0-0	0-0	0	0	0	
Sep 22	at Tennessee*	P	2	0	2	0-0	0-0	0	0	0	
Sep 29	at Pittsburgh	P	1	0	1	0-0	1-0	1	0	0	
Oct 6	vs. Baltimore	P	0	0	0	0-0	0-0	0	0	0	
Oct 13	at Tampa Bay	P	0	0	0	0-0	0-0	0	0	0	
Oct 20	vs. Houston*	P	0	1	1	0-0	0-0	0	0	0	
Oct 27	at N.Y. Jets*	P	0	0	0	0-0	0-0	0	0	0	
Nov 3	vs. Pittsburgh	P	0	0	0	0-0	0-0	0	0	0	
Nov 17	at Cincinnati*	P	0	0	0	0-0	0-0	0	0	0	
Nov 24	at New Orleans*	P	0	0	0	0-0	0-0	0	0	0	
Dec 1	vs. Carolina	P	0	0	0	0-0	0-0	0	0	0	
Dec 8	at Jacksonville*	P	0	0	0	0-0	0-0	0	0	0	
Dec 15	vs. Indianapolis	P	0	0	0	0-0	0-0	0	0	0	
Dec 22	at Baltimore	P	0	0	0	0-0	0-0	0	0	0	
Dec 29	vs. Atlanta*	P	0	0	0	0-0	0-0	0	0	0	
Regular Season Totals			16/0	3	1	4	0-0	1-0	1	0	0
Jan 5	at Pittsburgh ^S	P	0	0	0	0-0	0-0	0	0	0	
Postseason Totals			1/0	0	0	0	0-0	0-0	0	0	0

§AFC Wild Card Game

2003 CLEVELAND (5-11)		TACKLES									
Date	Opponent	P/S	UT	A	TT	S-Yds.	I-Yds.	PD	FF	FR	
Sep 7	vs. Indianapolis	S	10	3	13	0-0	0-0	0	0	0	
Sep 14	at Baltimore	S	10	5	15	0-0	0-0	0	0	0	
Sep 21	at San Francisco*	S	10	2	12	0-0	0-0	0	0	0	
Sep 28	vs. Cincinnati	S	7	1	8	0-0	0-0	0	0	0	
Oct 5	at Pittsburgh*	S	5	2	7	0-0	0-0	1	0	0	
Oct 12	vs. Oakland*	S	5	3	8	0-0	0-0	0	0	0	
Oct 19	vs. San Diego	S	5	2	7	0-0	0-0	0	0	0	
Oct 26	at New England	S	8	3	11	0-0	0-0	0	0	0	
Nov 9	at Kansas City	S	10	4	14	4-20	0-0	1	1	0	
Nov 16	vs. Arizona*	S	5	3	8	0-0	0-0	0	0	0	
Nov 23	vs. Pittsburgh	S	7	2	9	0-0	0-0	0	0	0	
Nov 30	at Seattle	S	9	6	15	1-8	0-0	1	0	0	
Dec 8	vs. St. Louis	S	5	2	7	0-0	0-0	0	0	0	
Dec 14	at Denver	S	9	7	16	0-0	0-0	0	0	0	
Dec 21	vs. Baltimore	S	4	5	9	0-0	0-0	1	0	0	
Dec 28	at Cincinnati*	S	7	4	11	0-0	0-0	1	0	0	
Regular Season Totals			16/16	116	54	170	5-28	0-0	5	1	0

2004 CLEVELAND (4-12)		TACKLES										
Date	Opponent	P/S	UT	A	TT	S-Yds.	I-Yds.	PD	FF	FR		
Sep 12	vs. Baltimore	S	3	4	7	0-0	1-2	2	0	0		
Sep 19	at Dallas	S	3	5	8	0-0	0-0	0	0	0		
Sep 26	at N.Y. Giants	S	6	5	11	0-0	0-0	0	0	0		
Oct 3	vs. Washington	S	5	0	5	0-0	0-0	0	1	1		
Oct 10	at Pittsburgh	S	7	2	9	0-0	0-0	0	0	0		
Oct 17	vs. Cincinnati	S	3	4	7	0-0	0-0	1	0	0		
Oct 24	vs. Philadelphia	S	7	1	8	0-0	1-3	2	0	0		
Nov 7	at Baltimore	S	5	4	9	0-0	0-0	0	0	0		
Nov 14	vs. Pittsburgh	S	9	2	11	0-0	0-0	0	0	0		
Nov 21	vs. N.Y. Jets	S	7	4	11	0.5-3	0-0	0	0	0		
Nov 28	at Cincinnati	S	2	1	3	0-0	1-30	1	0	0		
Dec 5	vs. New England		PLACED ON INJURED RESERVE (LEFT KNEE) 11/30/04									
Regular Season Totals			11/11	57	32	89	0.5-3	3-35	6	1	1	

2005 CLEVELAND (6-10) TACKLES											
Date	Opponent	P/S	UT	A	TT	S-Yds.	I-Yds	PD	FF	FR	
Sep 11	vs. Cincinnati	S	7	9	16	0-0	0-0	0	0	0	
Sep 18	at Green Bay*	S	11	9	20	0-0	0-0	1	0	0	
Sep 25	at Indianapolis	S	7	5	12	0-0	0-0	0	0	0	
Oct 9	vs. Chicago*	S	7	7	14	0-0	0-0	0	0	0	
Oct 16	at Baltimore	S	10	6	16	0-0	0-0	1	0	0	
Oct 23	vs. Detroit	S	6	7	13	0-0	0-0	0	0	0	
Oct 30	at Houston	S	8	3	11	1-12	0-0	0	0	0	
Nov 6	vs. Tennessee*	S	6	4	10	1-10	0-0	0	0	0	
Nov 13	at Pittsburgh	S	3	6	9	0-0	0-0	0	0	0	
Nov 20	vs. Miami*	S	8	6	14	0-0	0-0	2	0	0	
Nov 27	at Minnesota	S	8	5	13	0-0	0-0	0	0	0	
Dec 4	vs. Jacksonville	S	7	4	11	0-0	0-0	0	0	0	
Dec 11	at Cincinnati	S	4	6	10	0-0	1-14	1	0	0	
Dec 18	at Oakland*	S	6	2	8	0-0	0-0	0	0	0	
Dec 24	vs. Pittsburgh	S	7	1	8	0-0	0-0	0	0	0	
Jan 1	vs. Baltimore*	S	6	8	14	0-0	0-0	1	0	0	
Regular Season Totals			16/16	111	88	199	2-22	1-14	6	0	0


2006 CLEVELAND (4-12) TACKLES											
Date	Opponent	P/S	UT	A	TT	S-Yds.	I-Yds	PD	FF	FR	
Sep 10	vs. New Orleans	S	4	10	14	0-0	0-0	0	0	0	
Sep 17	at Cincinnati	S	2	7	9	0-0	1-0	2	0	0	
Sep 24	vs. Baltimore	S	2	6	8	0-0	0-0	0	0	0	
Oct 1	at Oakland*	S	4	3	7	1-7	0-0	0	0	0	
Oct 8	at Carolina	S	5	5	10	0-0	0-0	1	0	0	
Oct 22	vs. Denver	S	7	4	11	0-0	1-19	1	0	0	
Oct 29	vs. N.Y. Jets*	S	3	3	6	0-0	0-0	0	0	0	
Nov 5	at San Diego	S	1	1	2	0-0	0-0	0	0	0	
Nov 12	at Atlanta*	S	10	1	11	0-0	0-0	0	0	0	
Nov 19	vs. Pittsburgh	S	7	3	10	0-0	0-0	0	0	0	
Nov 26	vs. Cincinnati	S	8	6	14	0-0	0-0	0	0	0	
Dec 3	vs. Kansas City*	S	12	3	15	0-0	0-0	0	0	0	
Dec 7	at Pittsburgh	S	7	3	10	0-0	0-0	0	0	0	
Dec 17	at Baltimore	S	3	3	6	0-0	0-0	1	0	0	
Games 15-16					INACTIVE						
Regular Season Totals			14/14	75	58	133	1-7	2-19	5	0	0

2007 CLEVELAND (10-6) TACKLES											
Date	Opponent	P/S	UT	A	TT	S-Yds.	I-Yds	PD	FF	FR	
Sep 9	vs. Pittsburgh	S	10	2	12	0-0	0-0	0	0	0	
Sep 16	vs. Cincinnati*	P	2	3	5	0-0	0-0	0	0	0	
Sep 23	at Oakland	S	4	4	8	0-0	0-0	0	0	0	
Sep 30	vs. Baltimore*	P	3	6	9	0-0	0-0	1	0	0	
Oct 7	at New England	P	3	1	4	0-0	0-0	0	0	0	
Oct 14	vs. Miami*	P	2	0	2	0-0	0-0	0	0	0	
Oct 28	at St. Louis*	S	3	4	7	0-0	0-0	0	0	0	
Nov 4	vs. Seattle*	S	5	3	8	0-0	0-0	0	0	0	
Nov 11	at Pittsburgh	S	4	4	8	0-0	0-0	0	0	0	
Nov 18	at Baltimore*	S	5	2	7	0-0	0-0	0	0	0	
Nov 25	vs. Houston*	S	2	4	6	0-0	0-0	1	0	0	
Dec 2	at Arizona	S	6	2	8	0-0	0-0	0	0	0	
Dec 9	at N.Y. Jets*	P	3	2	5	0-0	0-0	0	0	0	
Dec 16	vs. Buffalo*	S	6	1	7	0-0	0-0	1	0	0	
Dec 23	at Cincinnati	P	3	1	4	0-0	0-0	0	1	0	
Dec 30	vs. San Francisco*	S	4	0	4	0-0	0-0	1	0	0	
Regular Season Totals			16/10	65	39	104	0-0	0-0	4	1	0

2008 CLEVELAND (4-12) TACKLES											
Date	Opponent	P/S	UT	A	TT	S-Yds.	I-Yds	PD	FF	FR	
Sep 7	vs. Dallas	S	5	2	7	0-0	0-0	2	0	0	
Sep 14	vs. Pittsburgh	S	3	1	4	0-0	0-0	0	0	0	
Sep 21	at Baltimore	S	7	6	13	0-0	0-0	0	0	0	
Sep 28	at Cincinnati*	S	1	2	3	0-0	0-0	0	0	0	
Oct 13	vs. N.Y. Giants*	S	2	2	4	0-0	0-0	0	0	0	
Oct 19	at Washington	S	4	2	6	0-0	0-0	1	0	0	
Oct 26	at Jacksonville*	S	3	7	10	0-0	0-0	0	0	0	
Nov 2	vs. Baltimore	S	3	5	8	0-0	0-0	0	0	0	
Nov 6	vs. Denver	S	3	2	5	0-0	0-0	0	0	0	
Nov 17	at Buffalo*	S	7	4	11	0-0	1-4	1	0	0	
Nov 23	vs. Houston	S	8	4	12	0-0	0-0	0	0	0	
Nov 30	vs. Indianapolis	S	3	4	7	0-0	0-0	0	0	0	
Dec 7	at Tennessee	S	7	6	13	0-0	0-0	0	0	0	
Dec 15	at Philadelphia	S	10	8	18	0-0	0-0	0	0	0	
Dec 21	vs. Cincinnati	S	4	4	8	0-0	0-0	0	0	0	
Dec 28	at Pittsburgh	S	2	3	5	0-0	0-0	0	0	0	
Regular Season Totals			16/16	72	62	134	0-0	1-4	4	0	0



BRIAN DAWKINS
 6-0 • 210 • 14TH YR. • CLEMSON
 BORN: Oct. 13, 1973, in Jacksonville, Fla.
 HIGH SCHOOL: Raines County High School, Jacksonville, Fla.
 ACQUIRED: Unrestricted Free Agent (Philadelphia), 2009
 NFL YEAR: 14th • YEAR WITH BRONCOS: 1st
 NFL GAMES PLAYED/STARTED: 183/182 • POSTSEASON: 18/18



20

SAFETY

DAWKINS AT A GLANCE:

- A 14th-year player who is one of the most accomplished safeties in NFL history, totaling the fourth-most Pro Bowl selections (7) at the safety position in league annals during his 13 seasons with Philadelphia.
- Named to the Pro Bowl during four of the last five seasons, including the 2008 campaign when he was a 16-game starter and helped the Eagles advance to the NFC Championship Game for the fifth time in his career.
- Honored as a first-team All-Pro by the Associated Press four times for his career, receiving that accolade from 2001-02 as well as in '04 and '06.
- Finished his Eagles career as the franchise's all-time leader in regular-season games played (183), postseason starts (18) and overall wins (109) while tying for the club lead in interceptions (34).
- Owns 34 career interceptions and 21 sacks as one of only four players in NFL history with at least 33 interceptions and 20 sacks for a career.
- Ranks fourth in league annals in sacks (21) by a defensive back.
- Averaged nearly 100 tackles (99.5) a year for his career and owns six 100-tackle seasons, including a personal-best 155 tackles for the Eagles in 2006.
- Started every game he has played since Week 2 of his rookie season in 1996 and has started all 16 games during three of the last four years as well as five times for his career.
- Named his conference's Defensive Player of the Month twice (December 2008 and '06) and owns three conference Defensive Player of the Week accolades for his career.
- Earned All-Atlantic Coast Conference honors three times at Clemson University, where he was a three-year starter for the Tigers who was elected to the school's Athletics Hall of Fame in 2009.
- Joined the Broncos as an unrestricted free agent on Feb. 28, 2009.
- Selected by Philadelphia in the second round (61st overall) of the 1996 NFL Draft.

CAREER TRANSACTIONS: Signed by Philadelphia as a draft choice 7/18/96; Signed by Denver as an unrestricted free agent Denver 2/28/09.



2008: Dawkins earned his seventh career trip to the Pro Bowl, starting all 16 games for the fifth time in his career and ranking third on the Eagles with 142 tackles (96 solo)... Added three sacks (22 yds.), one interception (25 yds.), 14 pass breakups, six forced fumbles and one fumble recovery... Had 27 tackles (20 solo), one sack (11 yds.), three pass breakups and one forced fumble in three playoff starts, helping the Eagles advance to the NFC Championship Game for the fifth time in his career... Named NFC Defensive Player of the Month for December after posting 36 tackles, two forced fumbles and one sack to help lead the Eagles to a 3-1 record while limiting opponents to 40 points for the month... Named NFC Defensive Player of the Week vs. Pit. (9/21) after posting 10 tackles, one sack, one forced fumble and one fumble recovery... Tied Eric Allen and Bill Bradley for the franchise all-time record in interceptions with his 34th career interception off a Kurt Warner pass vs. Ari. (11/27)... Became the Eagles' all-time leader in games played when he overtook wide receiver Harold Carmichael (181) vs. Cle. (12/15).

DAWKINS FOURTH IN PRO BOWLS BY SAFETIES

MOST PRO BOWL SELECTIONS AT THE SAFETY POSITION, NFL HISTORY

Player	Pro Bowls	Years Selected
1. Ken Houston, Was./Hou.	10	1970-79
2. John Lynch, Den./T.B.	9	1997, '99-02, '04-07
3. Steve Atwater, NYJ/Den.	8	1990-96, '98
4. Brian Dawkins, Phi.	7	1999, 2001-02, '04-06, '08

DAWKINS PART OF EXCLUSIVE NFL DEFENSIVE CLUB

PLAYERS WITH AT LEAST 33 CAREER INTERCEPTIONS AND 20 CAREER SACKS, NFL HISTORY

Player	Pos.	Years	INTs	Sacks
LeRoy Butler, G.B.	S	1990-2001	38	20.5
Ronde Barber, T.B.	CB	1997-Pres.	37	23.0
Brian Dawkins, Phi.	S	1996-Pres.	34	21.0
Rodney Harrison, N.E./S.D.	S	1994-Pres.	34	30.5

2007: Dawkins started all 10 games played for Philadelphia, compiling 51 tackles (29 solo), one interception (1 yd.) and eight pass breakups... Named the starting free safety on the Eagles' 75th Anniversary team as voted on by fans... Missed Games 3-7 with a neck injury... Intercepted a pass at Dal. (12/16).

2006: Dawkins started all 16 games for the Eagles for the second year in a row, totaling a career-high 155 tackles (111 solo) while matching his career high with four interceptions (38 yds.) to earn his sixth trip to the Pro Bowl... Led the club with 14 pass breakups and five forced fumbles while adding one sack (9 yds.)... Made 13 tackles (10 solo) and broke up a pass in two postseason starts... Earned first-team All-Pro recognition from the Associated Press and *USA Today Weekly* while collecting All-NFC accolades from *Pro Football Weekly*... Named to Vic Carucci's All-Interview team for NFL.com... Selected as NFC Defensive Player of the Month for December after posting 48 tackles, three interceptions, two forced fumbles, six pass breakups and one sack to help the Eagles go 5-0 and clinch the NFC East that month... Named NFC Defensive Player of the Week after posting 16 tackles, one interception and two forced fumbles at NYG (12/17).

2005: Dawkins earned his fifth career trip to the Pro Bowl for Philadelphia, totaling 125 tackles (75 solo), three interceptions (24 yds.), 3.5 sacks (26 yds.), 15 pass breakups, five forced fumbles and one fumble recovery... Was one of five players in the NFL with at least three sacks and three interceptions... 15 pass breakups marked his second-best season total... Notched his third career 16-start campaign.

DAWKINS' INTs BY QUARTERBACK

*denotes win (Dawkins' teams are 24-13, including postseason, in games in which he records an interception.)

QB	INTs	Dates
Brett Favre	3	1 at G.B., 9/17/00, 1 vs. G.B., 1/11/04* (NFC Divisional Game), 1 vs. G.B., 12/5/04*
Eli Manning	3	1 at NYG, 11/28/04*, 1 vs. NYG, 12/11/05, at NYG, 12/17/06*
Michael Vick	3	1 vs. Atl., 1/11/03* (NFC Divisional Game), 1 vs. Atl., 1/23/05* (NFC Championship), 1 at Atl., 9/12/05
Tony Banks	2	at Was., 12/16/01*
Jake Plummer	2	1 at Ari., 11/2/97, 1 vs. Ari., 9/12/99
Tony Romo	2	1 at Dal., 12/25/06*, 1 at Dal., 12/16/07*
Drew Bledsoe	1	vs. Dal., 10/8/06*
David Carr	1	vs. Hou., 9/29/02*
Randall Cunningham	1	vs. Dal., 11/5/00*
Jake Delhomme	1	vs. Car., 12/4/06*
Trent Dilfer	1	vs. T.B., 9/19/99
Craig Erickson	1	vs. Mia., 10/20/96*
Jay Fiedler	1	at Mia., 12/15/03*
Ryan Fitzpatrick	1	at Stil., 12/18/05*
Doug Flutie	1	at Buf., 9/26/99
Kent Graham	1	at NYG, 11/22/98
Trent Green	1	vs. Was., 10/11/98*
Bobby Hebert	1	at Atl., 9/22/96*
Jeff Hostetler	1	at Was., 12/21/97
Damon Huard	1	at Mia., 10/24/99
Brad Johnson	1	vs. T.B., 1/12/02 (NFC Wild Card Game)
Kevin Johnson^	1	at Cle., 12/10/00*
Danny Kanell	1	vs. NYG, 12/7/97
Jim Kelly	1	vs. Buf., 11/10/96
Jim Miller	1	vs. Chi., 10/22/00*
Patrick Ramsey	1	at Was., 12/12/04*
Ben Roethlisberger	1	at Pit., 11/7/04
Kurt Warner	1	vs. Ari., 11/27/08*
Danny Wuerffel	1	at Was., 9/16/02*

^ - Johnson is a wide receiver

2004: Dawkins started all 15 games played for Philadelphia, earning his fourth career Pro Bowl selection after totaling 95 tackles (60 solo) and three sacks (15 yds.) while tying his personal best with four interceptions (40 yds.)... Added nine pass breakups, two forced fumbles and one fumble recovery... Started all three playoff games, including Super Bowl XXXIX vs. N.E. (2/6), and had 12 tackles (11 solo), one interception (19 yds.), one sack (12 yds.), two pass breakups and two forced fumbles... Chosen by his teammates as Philadelphia's defensive MVP while earning first-team All-Pro recognition from the Associated Press, *College and Pro Football Newsweekly*, *The Sporting News*, *Pro Football Weekly* and *Football Digest* in addition to collecting All-NFL and All-NFC honors from *Pro Football Weekly*... Was one of only four players in the NFL to record at least three sacks and three interceptions during the season.

2003: Dawkins was limited to seven games (all starts) for the Eagles due to a Lis Franc sprain... Contributed 51 tackles (32 solo), one interception (0 yds.), 0.5 sacks (5.5 yds.), five pass breakups and two forced fumbles... Inactive for Games 2-9 due to his Lis Franc sprain... Started both postseason games, totaling eight tackles (all solo) and one interception (35 yds.).

2002: Selected to his third career Pro Bowl, Dawkins started all 16 games for Philadelphia, totaling 131 tackles (78 solo), two interceptions (27 yds.) and three sacks (27 yds.)... Added 10 pass breakups, seven forced fumbles and three fumble recoveries... Earned

DAWKINS ONE OF PHILADELPHIA'S ALL-TIME GREATS

WHERE DAWKINS RANKS IN EAGLES HISTORY

Pro Bowls		Games Played		Interceptions		Interception Yards	
Player	No.	Player	No.	Player	No.	Player	No.
1. Chuck Bednarik (LB)	8	1. Brian Dawkins (S)	183	1. Brian Dawkins (S)	34	1. Bill Bradley (DB)	536
2. Brian Dawkins (S)	7	2. Harold Carmichael (WR)	180	2. Eric Allen (CB)	34	2. Brian Dawkins (S)	515
Reggie White (DE)	7	3. Chuck Bednarik (C/LB)	169	3. Bill Bradley (DB)	34	3. Eric Allen (CB)	482
4. Pete Pihos (WR)	6	4. Tra Thomas (T)	166	4. Herm Edwards (CB)	33	4. Lito Sheppard (DB)	460
5. Six Players	5	5. Randy Logan (S)	159	5. Wes Hopkins (S)	30	5. Ernie Steele (DB)	404

DAWKINS AMONG NFL ALL-TIME LEADERS IN SACKS BY DBs

MOST SACKS BY A DEFENSIVE BACK, NFL HISTORY

Player	Pos.	Years	Sacks
1. Rodney Harrison, N.E./S.D.	S	1994-Pres.	30.5
2. Carnell Lake, Bal./Jac./Pit.	S	1989-2001	25.0
3. Ronde Barber, T.B.	CB	1997-Pres.	23.0
4. Brian Dawkins, Phi.	S	1996-Pres.	21.0
5. LeRoy Butler, G.B.	S	1990-2001	20.5

first-team All-Pro honors from the Associated Press, *Football Digest*, *Sports Illustrated*, *The Sporting News*, *College and Pro Football Newsweekly* and *USA Today Sports Weekly*... Selected by his teammates as the Eagles' defensive MVP... Named NFC Defensive Player of the Week after becoming the first player in league history to record a sack, an interception, a fumble recovery and a touchdown reception in a single game vs. Hou. (9/29).

2001: Dawkins earned his second career Pro Bowl selection after registering his second 100-tackle season with 106 stops (55 solo), two interceptions (15 yds.) and 1.5 sacks (11 yds.) in 15 starts for Philadelphia... Named a first-team All-Pro by the Associated Press... Added 13 pass breakups, two fumble recoveries and two forced fumbles... Started all three playoff games, totaling 13 tackles (12 solo), one interception (0 yds.) and three pass breakups... Scored on a 49-yard fumble return for a touchdown vs. S.D. (12/9).

2000: Named a Pro Bowl alternate, Dawkins started all 13 games played for Philadelphia and had 94 tackles (54 solo), four interceptions (62 yds.) and two sacks (18 yds.)... Added 10 pass breakups and one fumble recovery... Had five tackles (3 solo) in a pair of postseason starts... Missed Games 4-6 while recovering from appendectomy surgery.

1999: Dawkins earned his first career Pro Bowl selection, starting all 16 games and totaling 103 tackles (77 solo), four interceptions (127 yds.) and a career-best 22 pass breakups... Also had 1.5 sacks (23.5 yds.), six forced fumbles (team high) and two fumble recoveries... Received second-team All-Pro honors from the Associated Press... Tied a Pro Bowl record with two interceptions in the NFL's annual all-star game... Scored on a 67-yard interception return at Mia. (10/24).

1998: Dawkins started all 14 games played for the Eagles, ranking second among the team's defensive backs with 92 tackles (66 solo)... Had two interceptions (39 yds.), one sack (10 yds.), eight pass breakups, two forced fumbles and one fumble recovery... Missed Games 7-8 with an ankle injury.

1997: Dawkins started all 15 games played for the Eagles, registering 75 tackles (62 solo) while tying for the team lead with three interceptions (76 yds.) among 11 pass breakups... Scored his first career touchdown on a 64-yard interception return vs. NYG (12/7).

1996: Selected by Philadelphia in the second round (61st overall) of the 1996 NFL Draft, Dawkins totaled 74 tackles (53 solo), three interceptions (41 yds.), one sack (10 yds.), nine pass breakups, one forced fumble and two fumble recoveries as a rookie... Intercepted his first career pass (Bobby Hebert) at Atl. (9/22).

COLLEGE: Dawkins was a three-year starter at Clemson University, where he totaled 234 career tackles and 11 interceptions... Earned All-Atlantic Coast Conference honors three times for the Tigers... Named a second-team All-American as a senior after tying for the conference lead with six interceptions.

PERSONAL: Dawkins earned all-state recognition at Raines County High School in Jacksonville, Fla., where he led his prep team to 30 consecutive wins... Inducted into the Raines High School Hall of Fame in 2004 and the Clemson University Athletics Hall of Fame in 2009... Named South Carolina Professional Athlete of the Year for 2008... Won the Byron "Whizzer" White Award in 2009 with that honor presented annually to the NFL player who serves his team, community and country in the spirit of Byron Raymond "Whizzer" White... One of three finalists for the 2008 Walter Payton NFL Man of the Year Award... Selected by United Way as a spokesman for its Live United campaign in 2009... Recognized as the "2008 Father of the Year" by the American Diabetes Association for his dedication to his family and his outstanding community work... Serves as a regional spokesman for the Juvenile Diabetes Research Foundation... Works closely with the Burn Prevention Foundation, hosting an annual golf tournament to raise awareness and funds for its programs... Teamed up with the *Philadelphia Daily News* to create an award given each week during the season to a local high school football player who best exemplified academics, character and sportsmanship with the winner receiving tickets to an Eagles game... Selected by his teammates as the 2005 Eagles Man of the Year for his charitable work and was honored by the NFLPA with the Fans' Choice Award... Accompanied NFL Commissioner Paul Tagliabue to Germany for World Bowl 14 in 2006 and visited troops stationed there during his visit... Has collected more than 200 X-Men comic books and owns more than 20 Wolverine figures... Received a bachelor's degree in education from Clemson... Married to Connie, who was his high school sweetheart, and the couple has four children: Brian Jr., Brianni and twin daughters Chonni and Cianni... Brian Dawkins was born on Oct. 13, 1973, in Jacksonville, Fla.

DID YOU KNOW?

The Broncos scored four touchdowns of at least 40 yards (two pass plays, one rushing play and one punt return) during their *Monday Night Football* win against Tennessee on Nov. 19, 2007, marking the first time in club history that feat was accomplished. Denver also became the first NFL team in four seasons to score four 40+yard touchdowns in the same game with its performance against the Titans.

DAWKINS' REGULAR SEASON RECORD

Year	Club	G	S	UT	A	TT	S-Yds.	I-Yds.	PD	FF	FR	TD-Int.	TD-FR	S	Pts.
1996	Philadelphia	14	13	53	21	74	1-10	3-41	9	1	2	0	0	0	0
1997	Philadelphia	15	15	62	13	75	0-0	3-76	11	0	0	1	0	0	6
1998	Philadelphia	14	14	66	26	92	1-10	2-39	8	2	1	0	0	0	6
1999	Philadelphia	16	16	77	26	103	1.5-23.5	4-127	22	6	2	1	0	0	6
2000	Philadelphia	13	13	57	37	94	2-18	4-62	10	0	1	0	0	0	0
2001	Philadelphia	15	15	55	51	106	1.5-11	2-15	13	2	2	0	0	0	0
2002	Philadelphia	16	16	78	53	131	3-27	2-27	10	7	3	0	1	0	0
2003	Philadelphia	7	7	32	19	51	0.5-5.5	1-0	5	2	0	0	0	0	0
2004	Philadelphia	15	15	60	35	95	3-15	4-40	9	2	1	0	0	0	0
2005	Philadelphia	16	16	75	50	125	3.5-26	3-24	15	5	1	0	0	0	0
2006	Philadelphia	16	16	111	44	155	1-9	4-38	14	5	0	0	0	0	0
2007	Philadelphia	10	10	29	22	51	0-0	1-1	8	0	0	0	0	0	0
2008	Philadelphia	16	16	96	46	142	3-22	1-25	14	6	1	0	0	0	0
CAREER TOTALS		183	182	851	443	1,294	21-177	34-515	148	38	14	2	1	0	18

ADDITIONAL STATISTICS: Special teams tackles — 1996 (11), 1997 (8), 1998 (3), 2000 (1), TOTAL (23). Caught a 57-yard touch-down pass vs. Houston (9/29/02).

DAWKINS' POSTSEASON RECORD

Year	Club	G	S	UT	A	TT	S-Yds.	I-Yds.	PD	FF	FR	TD-Int.	TD-FR	S	Pts.
1996	Philadelphia	1	1	6	0	6	0-0	0-0	0	0	0	0	0	0	0
2000	Philadelphia	2	2	3	2	5	0-0	0-0	0	0	0	0	0	0	0
2001	Philadelphia	3	3	12	1	13	0-0	1-0	3	0	0	0	0	0	0
2002	Philadelphia	2	2	6	4	10	0-0	1-21	1	0	0	0	0	0	0
2003	Philadelphia	2	2	8	0	8	0-0	1-35	1	0	0	0	0	0	0
2004	Philadelphia	3	3	11	1	12	1-12	1-19	2	2	0	0	0	0	0
2006	Philadelphia	3	2	10	3	13	0-0	0-0	1	0	0	0	0	0	0
2008	Philadelphia	3	3	20	7	27	1-11	0-0	3	1	0	0	0	0	0
CAREER TOTALS		18	18	76	18	94	2-23	4-75	11	3	0	0	0	0	0

DAWKINS' SINGLE-GAME HIGHS

(Postseason in parentheses)

Sacks — 2 vs. Arizona, 11/19/00 (1, twice, last at Minnesota, 1/4/09). **Sack yards** — 19 vs. New England, 12/19/99 (12 vs. Minnesota, 1/16/05). **Interceptions** — 2 at Washington, 12/16/01 (1, four times, last vs. Atlanta, 1/23/05). **Interception return yards** — 67 at Miami, 10/24/99 (35 vs. Green Bay, 1/11/04).

DAWKINS' MULTIPLE-INTERCEPTION GAMES (1)

*denotes win (Dawkins' teams are 1-0 when he records more than one interception in a game.)

Date	Opponent	I-Yds.
12/16/01	at Washington*	2-15

DAWKINS' MULTIPLE-SACK GAMES (2)

*denotes win (Dawkins' teams are 1-1 when he records more than one sack in a game.)

Date	Opponent	S-Yds.
11/19/00	vs. Arizona*	2-18
9/12/05	at Atlanta	1.5-10

BRIAN DAWKINS' CAREER GAME-BY-GAME

(Victories asterisked)

1996 PHILADELPHIA (10-6)		TACKLES													
Date	Opponent	P/S	UT	A	TT	S-Yds.	I-Yds.	PD	FF	FR	TD-Int.	TD-FR	S	Pts.	
Sep 1	at Washington*	P	0	0	0	0-0	0-0	0	0	0	0	0	0	0	
Sep 9	at Green Bay	S	8	3	11	0-0	0-0	0	0	0	0	0	0	0	
Sep 15	vs. Detroit*	S	5	0	5	0-0	0-0	0	0	0	0	0	0	0	
Sep 22	at Atlanta*	S	3	1	4	0-0	1-30	2	0	0	0	0	0	0	
Sep 30	vs. Dallas	S	4	4	8	1-10	0-0	1	1	0	0	0	0	0	
Oct 13	at N.Y. Giants*	S	1	0	1	0-0	0-0	1	0	0	0	0	0	0	
Oct 20	vs. Miami*	S	3	5	8	0-0	1-11	1	0	0	0	0	0	0	
Oct 27	vs. Carolina*	S	5	2	7	0-0	0-0	0	0	1	0	0	0	0	
Nov 3	at Dallas*	S	2	0	2	0-0	0-0	0	0	0	0	0	0	0	
Nov 10	vs. Buffalo	S	4	1	5	0-0	1-0	2	0	0	0	0	0	0	
Nov 17	vs. Washington	S	6	1	7	0-0	0-0	0	0	0	0	0	0	0	
Nov 24	at Arizona	S	5	2	7	0-0	0-0	1	0	1	0	0	0	0	
Dec 1	vs. N.Y. Giants*	S	4	1	5	0-0	0-0	1	0	0	0	0	0	0	
Dec 5	at Indianapolis	S	3	1	4	0-0	0-0	0	0	0	0	0	0	0	
Games 15-16						INACTIVE									
Regular Season Totals			14/13	53	21	74	1-10	3-41	9	1	2				
Dec 29	at San Francisco	S	6	0	6	0-0	0-0	0	0	0	0	0	0	0	
Postseason Totals			1/1	6	0	6	0-0	0-0	0	0	0				
SNFC Wild Card Game															

1997 PHILADELPHIA (6-9-1)		TACKLES													
Date	Opponent	P/S	UT	A	TT	S-Yds.	I-Yds.	PD	FF	FR	TD-Int.	TD-FR	S	Pts.	
Aug 31	at N.Y. Giants	S	2	0	2	0-0	0-0	1	0	0	0	0	0	0	
Sep 7	vs. Green Bay*	S	4	3	7	0-0	0-0	0	0	0	0	0	0	0	
Sep 15	at Dallas	S	4	0	4	0-0	0-0	0	0	0	0	0	0	0	
Sep 28	at Minnesota	S	7	0	7	0-0	0-0	0	0	0	0	0	0	0	
Oct 5	vs. Washington*	S	3	2	5	0-0	0-0	0	0	0	0	0	0	0	
Oct 12	at Jacksonville	S	3	1	4	0-0	0-0	1	0	0	0	0	0	0	
Oct 19	vs. Arizona*					INACTIVE									
Oct 26	vs. Dallas*	S	2	1	3	0-0	0-0	1	0	0	0	0	0	0	
Nov 2	at Arizona	S	5	1	6	0-0	1-0	2	0	0	0	0	0	0	
Nov 10	vs. San Francisco	S	2	2	4	0-0	0-0	2	0	0	0	0	0	0	
Nov 16	at Baltimore	S	5	1	6	0-0	0-0	0	0	0	0	0	0	0	
Nov 23	vs. Pittsburgh*	S	5	0	5	0-0	0-0	0	0	0	0	0	0	0	
Nov 30	vs. Cincinnati*	S	3	1	4	0-0	0-0	2	0	0	0	0	0	0	
Dec 7	vs. N.Y. Giants	S	8	0	8	0-0	1-64†	1	0	0	0	0	0	0	
Dec 14	at Atlanta	S	5	0	5	0-0	0-0	0	0	0	0	0	0	0	
Dec 21	at Washington	S	4	1	5	0-0	1-12	1	0	0	0	0	0	0	
Regular Season Totals			15/15	62	13	75	0-0	3-76	11	0	0				

1998 PHILADELPHIA (3-13)		TACKLES													
Date	Opponent	P/S	UT	A	TT	S-Yds.	I-Yds.	PD	FF	FR	TD-Int.	TD-FR	S	Pts.	
Sep 6	vs. Seattle	S	3	3	6	0-0	0-0	0	0	0	0	0	0	0	
Sep 13	at Atlanta	S	1	4	5	0-0	0-0	0	0	0	0	0	0	0	
Sep 20	at Arizona	S	3	0	3	0-0	0-0	2	0	0	0	0	0	0	
Sep 27	vs. Kansas City	S	7	1	8	0-0	0-0	0	1	0	0	0	0	0	
Oct 4	at Denver	S	7	5	12	0-0	0-0	1	0	0	0	0	0	0	
Oct 11	vs. Washington*	S	4	2	6	0-0	1-9	0	0	1	0	0	0	0	
Games 7-8						INACTIVE									
Nov 8	vs. Detroit*	S	6	1	7	1-10	0-0	0	0	0	0	0	0	0	
Nov 15	at Washington	S	5	1	6	0-0	0-0	0	0	0	0	0	0	0	
Nov 22	at N.Y. Giants	S	2	2	4	0-0	1-30	1	0	0	0	0	0	0	
Nov 29	at Green Bay	S	4	1	5	0-0	0-0	0	0	0	0	0	0	0	
Dec 3	vs. St. Louis*	S	7	1	8	0-0	0-0	0	0	0	0	0	0	0	
Dec 13	vs. Arizona	S	11	4	15	0-0	0-0	2	1	0	0	0	0	0	
Dec 20	at Dallas	S	2	0	2	0-0	0-0	1	0	0	0	0	0	0	
Dec 27	vs. N.Y. Giants	S	4	1	5	0-0	0-0	1	0	0	0	0	0	0	
Regular Season Totals			14/14	66	26	92	1-10	2-39	8	2	1				

1999 PHILADELPHIA (5-11)		TACKLES													
Date	Opponent	P/S	UT	A	TT	S-Yds.	I-Yds.	PD	FF	FR	TD-Int.	TD-FR	S	Pts.	
Sep 12	vs. Arizona	S	4	0	4	0-0	1-23	1	0	0	0	0	0	0	
Sep 19	vs. Tampa Bay	S	5	1	6	0-0	1-37	1	0	0	0	0	0	0	
Sep 26	at Buffalo	S	9	2	11	0-0	1-0	1	1	0	0	0	0	0	
Oct 3	at N.Y. Giants	S	7	3	10	0-0	0-0	1	2	0	0	0	0	0	
Oct 10	vs. Dallas*	S	6	0	6	0-0	0-0	1	0	0	0	0	0	0	
Oct 17	at Chicago*	S	5	2	7	0-0	0-0	1	0	0	0	0	0	0	
Oct 24	at Miami	S	4	5	9	0-0	1-67†	3	0	1	0	0	0	0	
Oct 31	vs. N.Y. Giants	S	6	1	7	0.5-4.5	0-0	0	0	0	0	0	0	0	
Nov 7	at Carolina	S	7	3	10	0-0	0-0	0	0	0	0	0	0	0	
Nov 14	vs. Washington*	S	6	1	7	0-0	0-0	3	1	0	0	0	0	0	
Nov 21	vs. Indianapolis	S	2	1	3	0-0	0-0	1	0	0	0	0	0	0	
Nov 28	at Washington	S	2	2	4	0-0	0-0	1	0	0	0	0	0	0	
Dec 5	at Arizona	S	1	1	2	0-0	0-0	1	1	0	0	0	0	0	
Dec 12	at Dallas	S	4	1	5	0-0	0-0	0	0	0	0	0	0	0	
Dec 19	vs. New England*	S	2	2	4	1-19	0-0	4	1	1	0	0	0	0	
Jan 2	vs. St. Louis*	S	7	1	8	0-0	0-0	3	0	0	0	0	0	0	
Regular Season Totals			16/16	77	26	103	1.5-23.5	4-127	22	6	2				

2001 PHILADELPHIA (11-5) TACKLES											
Date	Opponent	P/S	UT	A	TT	S-Yds.	I-Yds	PD	FF	FR	
Sep 9	vs. St. Louis	S	9	4	13	0-0	0-0	1	0	0	
Sep 23	at Seattle*	S	6	3	9	1-8	0-0	1	0	0	
Sep 30	vs. Dallas*	S	2	2	4	0.5-3	0-0	3	0	0	
Oct 7	vs. Arizona	S	3	1	4	0-0	0-0	1	0	0	
Oct 22	at N.Y. Giants*	S	4	2	6	0-0	0-0	0	0	0	
Oct 28	vs. Oakland	S	2	1	3	0-0	0-0	1	0	0	
Nov 4	at Arizona*	S	3	8	11	0-0	0-0	1	0	0	
Nov 11	vs. Minnesota*	S	1	3	4	0-0	0-0	1	0	1	
Nov 18	at Dallas*	S	3	6	9	0-0	0-0	0	0	0	
Nov 25	vs. Washington	S	3	5	8	0-0	0-0	0	0	0	
Nov 29	at Kansas City*	S	1	2	3	0-0	0-0	1	0	0	
Dec 9	vs. San Diego*	S	4	4	8	0-0	0-0	1	2	1	
Dec 16	at Washington*	S	7	5	12	0-0	2-15	2	0	0	
Dec 22	at San Francisco	S	1	3	4	0-0	0-0	0	0	0	
Dec 30	vs. N.Y. Giants*	S	6	2	8	0-0	0-0	0	0	0	
Jan 6	at Tampa Bay*				INACTIVE						
Regular Season Totals			15/15	55	51	1.5-11	2-15	13	2	2	
Jan 12	vs. Tampa Bay* [§]	S	1	1	2	0-0	1-0	2	0	0	
Jan 19	at Chicago* [†]	S	5	0	5	0-0	0-0	0	0	0	
Jan 27	at St. Louis* [‡]	S	6	0	6	0-0	0-0	1	0	0	
Postseason Totals			3/3	12	1	13	0-0	1-0	3	0	0

[§]NFC Wild Card Game; [†]NFC Divisional Playoff Game; [‡]NFC Championship Game

2002 PHILADELPHIA (12-4) TACKLES											
Date	Opponent	P/S	UT	A	TT	S-Yds.	I-Yds	PD	FF	FR	
Sep 8	at Tennessee	S	6	2	8	0-0	0-0	0	1	0	
Sep 16	at Washington*	S	2	4	6	1-12	1-0	1	0	0	
Sep 22	vs. Dallas*	S	8	0	8	0-0	0-0	0	1	1	
Sep 29	vs. Houston*	S	5	2	7	1-9	1-27	1	0	1	
Oct 6	at Jacksonville	S	7	4	11	0-0	0-0	0	0	0	
Oct 20	vs. Tampa Bay*	S	6	5	11	0-0	0-0	1	1	0	
Oct 28	vs. N.Y. Giants*	S	2	3	5	0-0	0-0	0	0	0	
Nov 3	at Chicago*	S	4	4	8	0-0	0-0	1	0	0	
Nov 10	vs. Indianapolis	S	5	3	8	0-0	0-0	0	0	1	
Nov 17	vs. Arizona*	S	3	3	6	0-0	0-0	0	0	0	
Nov 25	at San Francisco*	S	6	5	11	0-0	0-0	1	0	0	
Dec 1	vs. St. Louis*	S	9	3	12	0-0	0-0	1	1	0	
Dec 8	at Seattle*	S	2	3	5	0-0	0-0	1	0	0	
Dec 15	vs. Washington*	S	3	2	5	0-0	0-0	1	1	0	
Dec 21	at Dallas*	S	3	3	6	1-6	0-0	1	1	0	
Dec 28	at N.Y. Giants	S	7	7	14	0-0	0-0	1	1	0	
Regular Season Totals			16/16	78	53	131	3-27	2-27	10	7	3
Jan 11	vs. Atlanta* [†]	S	3	1	4	0-0	1-21	1	0	0	
Jan 19	vs. Tampa Bay* [‡]	S	3	3	6	0-0	0-0	0	0	0	
Postseason Totals			2/2	6	4	10	0-0	1-21	1	0	0

[†]NFC Divisional Playoff Game; [‡]NFC Championship Game

2003 PHILADELPHIA (12-4) TACKLES											
Date	Opponent	P/S	UT	A	TT	S-Yds.	I-Yds	PD	FF	FR	
Sep 8	vs. Tampa Bay	S	7	4	11	0-0	0-0	0	0	0	
Games 2-9					INACTIVE						
Nov 16	vs. N.Y. Giants*	S	4	3	7	0-0	0-0	2	1	0	
Nov 23	vs. New Orleans*				INACTIVE						
Nov 30	at Carolina*	S	3	2	5	0-0	0-0	0	0	0	
Dec 7	vs. Dallas*	S	5	0	5	0-0	0-0	0	1	0	
Dec 15	at Miami*	S	3	5	8	0.5-5.5	1-0	2	0	0	
Dec 21	vs. San Francisco	S	3	3	6	0-0	0-0	1	0	0	
Dec 27	at Washington*	S	7	2	9	0-0	0-0	0	0	0	
Regular Season Totals			7/7	32	19	51	0.5-5.5	1-0	5	2	0
Jan 11	vs. Green Bay* [†]	S	8	0	8	0-0	1-35	1	0	0	
Jan 18	vs. Carolina* [‡]	S	0	0	0	0-0	0-0	0	0	0	
Postseason Totals			2/2	8	0	8	0-0	1-35	1	0	0

[†]NFC Divisional Playoff Game; [‡]NFC Championship Game

Did You Know?

The Broncos' 34-30 win at Cleveland on Nov. 6, 2008, marked their 400th all-time victory. Denver became the second original American Football League team and the 16th franchise overall to reach the 400-win mark (regular season and postseason).

2004 PHILADELPHIA (13-3) TACKLES											
Date	Opponent	P/S	UT	A	TT	S-Yds.	I-Yds	PD	FF	FR	
Sep 12	vs. N.Y. Giants*	S	6	2	8	0-0	0-0	0	0	0	
Sep 20	vs. Minnesota*	S	3	2	5	0-0	0-0	0	0	1	
Sep 26	at Detroit*	S	2	1	3	1-6	0-0	1	0	0	
Oct 3	at Chicago*	S	5	4	9	0-0	0-0	0	0	0	
Oct 17	vs. Carolina*	S	7	1	8	1-9	0-0	1	0	0	
Oct 24	at Cleveland*	S	8	1	9	1-0	0-0	0	1	0	
Oct 31	vs. Baltimore*	S	7	4	11	0-0	0-0	1	1	0	
Nov 7	at Pittsburgh	S	7	4	11	0-0	1-32	1	0	0	
Nov 15	at Dallas*	S	0	2	2	0-0	0-0	0	0	0	
Nov 21	vs. Washington*	S	6	2	8	0-0	0-0	1	0	0	
Nov 28	at N.Y. Giants*	S	1	3	4	0-0	1-0	2	0	0	
Dec 5	vs. Green Bay*	S	0	0	0	0-0	1-8	1	0	0	
Dec 12	at Washington*	S	4	3	7	0-0	1-0	1	0	0	
Dec 19	vs. Dallas*	S	2	5	7	0-0	0-0	0	0	0	
Dec 27	at St. Louis	S	2	1	3	0-0	0-0	0	0	0	
Jan 2	vs. Cincinnati				INACTIVE						

Regular Season Totals			15/15	60	35	95	3-15	4-40	9	2	1
Jan 16	vs. Minnesota* [†]	S	5	0	5	1-12	0-0	0	1	0	
Jan 23	vs. Atlanta* [‡]	S	2	0	2	0-0	1-19	2	1	0	
Feb 6	vs. New England* [§]	S	4	1	5	0-0	0-0	0	0	0	

Postseason Totals **3/3** **11** **1** **12** **1-12** **1-19** **2** **2** **0**
[†]NFC Divisional Playoff Game; [‡]NFC Championship Game; [§]Super Bowl XXXIX

2005 PHILADELPHIA (16-10) TACKLES											
Date	Opponent	P/S	UT	A	TT	S-Yds.	I-Yds	PD	FF	FR	
Sep 12	at Atlanta	S	7	3	10	1.5-10	1-0	1	1	0	
Sep 18	vs. San Francisco*	S	5	2	7	0-0	0-0	0	0	0	
Sep 25	vs. Oakland*	S	4	1	5	0-0	0-0	3	0	0	
Oct 2	at Kansas City*	S	6	3	9	1-3	0-0	0	0	0	
Oct 9	at Dallas	S	4	2	6	0-0	0-0	0	0	0	
Oct 23	vs. San Diego*	S	1	4	5	0-0	0-0	1	0	0	
Oct 30	at Denver	S	3	3	6	0-0	0-0	1	0	0	
Nov 6	at Washington	S	9	3	12	0-0	0-0	0	1	0	
Nov 14	vs. Dallas	S	3	4	7	0-0	0-0	1	1	0	
Nov 20	at N.Y. Giants	S	4	0	4	0-0	0-0	1	0	0	
Nov 27	vs. Green Bay*	S	2	4	6	0-0	0-0	1	1	1	
Dec 5	vs. Seattle	S	6	5	11	0-0	0-0	1	0	0	
Dec 11	vs. N.Y. Giants	S	9	5	14	1-13	1-0	2	0	0	
Dec 18	at St. Louis*	S	3	5	8	0-0	1-24	3	1	0	
Dec 24	at Arizona	S	5	4	9	0-0	0-0	0	0	0	
Jan 1	vs. Washington	S	4	2	6	0-0	0-0	0	0	0	
Regular Season Totals			16/16	75	50	125	3.5-26	3-24	15	5	1

2006 PHILADELPHIA (10-6) TACKLES											
Date	Opponent	P/S	UT	A	TT	S-Yds.	I-Yds	PD	FF	FR	
Sep 10	at Houston*	S	5	2	7	0-0	0-0	0	0	0	
Sep 17	vs. N.Y. Giants	S	11	1	12	0-0	0-0	1	1	0	
Sep 24	at San Francisco*	S	10	0	10	0-0	0-0	0	1	0	
Oct 2	vs. Green Bay*	S	5	3	8	0-0	0-0	1	1	0	
Oct 8	vs. Dallas*	S	5	1	6	0-0	1-0	1	0	0	
Oct 15	at New Orleans	S	8	2	10	0-0	0-0	1	0	0	
Oct 22	at Tampa Bay	S	3	2	5	0-0	0-0	0	0	0	
Oct 29	vs. Jacksonville	S	10	6	16	0-0	0-0	1	0	0	
Nov 12	vs. Washington*	S	10	3	13	0-0	0-0	1	0	0	
Nov 19	vs. Tennessee	S	5	3	8	0-0	0-0	2	0	0	
Nov 26	at Indianapolis	S	8	4	12	0-0	0-0	0	0	0	
Dec 4	vs. Carolina*	S	7	1	8	0-0	1-38	1	0	0	
Dec 10	at Washington*	S	8	5	13	1-9	0-0	0	0	0	
Dec 17	at N.Y. Giants*	S	11	5	16	0-0	1-0	2	2	0	
Dec 25	at Dallas*	S	3	5	8	0-0	1-0	2	0	0	
Dec 31	vs. Atlanta*	S	2	1	3	0-0	0-0	1	0	0	
Regular Season Totals			16/16	111	44	155	1-9	4-38	14	5	0
Jan 7	vs. N.Y. Giants* [§]	S	6	1	7	0-0	0-0	1	0	0	
Jan 13	at New Orleans* [†]	S	4	2	6	0-0	0-0	0	0	0	

Postseason Totals **2/2** **10** **3** **13** **0-0** **0-0** **1** **0** **0**
[†]NFC Wild Card Game; [‡]NFC Divisional Playoff Game

2007 PHILADELPHIA (8-8) TACKLES											
Date	Opponent	P/S	UT	A	TT	S-Yds.	I-Yds	PD	FF	FR	
Sep 9	at Green Bay	S	4	1	5	0-0	0-0	0	0	0	
Sep 17	vs. Washington	S	4	5	9	0-0	0-0	0	0	0	
Games 3-7					INACTIVE						
Nov 4	vs. Dallas	S	2	1	3	0-0	0-0	1	0	0	
Nov 11	at Washington*	S	4	5	9	0-0	0-0	1	0	0	
Nov 18	vs. Miami*	S	5	1	6	0-0	0-0	0	0	0	
Nov 25	at New England	S	1	3	4	0-0	0-0	3	0	0	
Dec 2	vs. Seattle	S	1	3	4	0-0	0-0	0	0	0	
Dec 9	vs. N.Y. Giants	S	5	2	7	0-0	0-0	1	0	0	
Dec 16	at Dallas*	S	2	1	3	0-0					

2008 PHILADELPHIA (9-6-1)			TACKLES								
Date	Opponent	P/S	UT	A	TT	S-Yds.	I-Yds.	PD	FF	FR	
Sep 7	vs. St. Louis*	S	2	3	5	0-0	0-0	1	0	0	
Sep 15	at Dallas	S	4	2	6	0-0	0-0	1	1	0	
Sep 21	vs. Pittsburgh*	S	8	2	10	1-5	0-0	0	1	1	
Sep 28	at Chicago	S	5	2	7	0-0	0-0	0	0	0	
Oct 5	vs. Washington	S	10	2	12	1-9	0-0	1	0	0	
Oct 12	at San Francisco*	S	8	3	11	0-0	0-0	0	0	0	
Oct 26	vs. Atlanta*	S	6	6	12	0-0	0-0	1	0	0	
Nov 2	at Seattle*	S	3	3	6	0-0	0-0	2	0	0	
Nov 9	vs. N.Y. Giants	S	11	4	15	0-0	0-0	0	1	0	
Nov 16	at Cincinnati	S	6	3	9	0-0	0-0	0	0	0	
Nov 23	at Baltimore	S	4	2	6	0-0	0-0	1	0	0	
Nov 27	vs. Arizona*	S	5	2	7	0-0	1-25	3	1	0	
Dec 7	at N.Y. Giants*	S	5	2	7	0-0	0-0	0	0	0	
Dec 15	vs. Cleveland*	S	7	3	10	0-0	0-0	1	0	0	
Dec 21	at Washington	S	6	4	10	0-0	0-0	2	0	0	
Dec 28	vs. Dallas*	S	6	3	9	1-8	0-0	1	2	0	
Regular Season Totals			16/16	96	46	142	3-22	1-25	14	6	1
Jan 4	at Minnesota* [§]	S	6	3	9	1-11	0-0	2	1	0	
Jan 11	at N.Y. Giants* [†]	S	9	3	12	0-0	0-0	1	0	0	
Jan 18	at Arizona* [‡]	S	5	1	6	0-0	0-0	0	0	0	
Postseason Totals			3/3	20	7	27	1-11	0-0	3	1	0

§NFC Wild Card Game; †NFC Divisional Playoff Game; ‡NFC Championship Game



ELVIS DUMERVIL

5-11 • 248 • 4TH YR. • LOUISVILLE

BORN: Jan. 19, 1984, in Miami

HIGH SCHOOL: Jackson High School, Miami

ACQUIRED: Draft #4b (126th overall), 2006

NFL YEAR: 4th • **YEAR WITH BRONCOS:** 4th

NFL GAMES PLAYED/STARTED: 45/31

OUTSIDE LINEBACKER/DEFENSIVE END



92

DUMERVIL AT A GLANCE:

- A fourth-year outside linebacker/defensive end who is tied for sixth in the NFL in 2+ sack games (7) and ranks 13th in the league in total sacks (26) since the Broncos drafted him in 2006.
- Tied for sixth in the NFL with a team-high 12.5 sacks (62.5 yds.) in 2007 while tying for ninth on Denver's single-season sacks list with its highest sack total in a year since 1999.
- Posted four takeaways (3 FUM, 1 INT) for the Broncos in 2007, tying for the NFL lead among defensive linemen, and was one of three Denver defenders to start all 16 games.
- Registered a team-high 8.5 sacks in 2006 with that total ranking third among league rookies and tying for third by a Broncos rookie in club history.
- Recorded five sacks in a two-game period in 2006 that marked the most sacks by an NFL rookie in consecutive games since 2001 (Cincinnati's Justin Smith).
- Owns two games with three sacks for his career, including his three quarterback takedowns at Cleveland (10/22/06) that tied a Broncos rookie record.
- Started for two seasons at the University of Louisville, where he led the nation with 20 sacks in 2005 as the Bronko Nagurski Award winner (nation's top defensive player).
- Voted Big East Conference Defensive Player of the Year and was a consensus first-team All-American for his 20-sack performance at Louisville in 2005 that ranked as the second-highest single-season sack total in NCAA history (Terrell Suggs of Arizona State had 24 in 2002).
- Selected by the Broncos in the fourth round (126th overall) of the 2006 NFL Draft.

CAREER TRANSACTIONS: Signed by Denver as a draft choice 7/26/06.



2008: Dumervil saw time in all 16 games (15 starts) for Denver, tying for the team high with five sacks (35 yds.) and posting 44 tackles (30 solo)... Added one forced fumble and one fumble recovery... Recorded a season-high eight tackles (5 solo) and two sacks (15 yds.) on *Monday Night Football* at N.E. (10/20) that marked the seventh multiple-sack game of his career... Had three tackles and a strip sack of quarterback Brett Favre at NYJ (11/30) on a third down in the red zone in the third quarter.

2007: Dumervil was one of three Broncos defenders and the only defensive lineman to start all 16 games as the second-year player finished the year with a team-high 12.5 sacks (62.5 yds.), 56 tackles (43 solo), one intercep-

DUMERVIL RANKS WITH NFL'S BEST PASS RUSHERS		
MOST 2+SACK GAMES, NFL, 2006-08		
Player	Pos.	2+Sack Gms.
1. Jared Allen, Min./K.C.	DE	12
2. Aaron Kampman, G.B.	DE	9
Shawne Merriman, S.D.	LB	9
Robert Mathis, Ind.	DE	9
5. Joey Porter, Mia./Pit.	LB	8
6. Elvis Dumervil, Den.	DE	7
John Abraham, Atl.	DE	7
Julius Peppers, Car.	DE	7
Mario Williams, Hou.	DE	7

DUMERVIL'S SACKS BY QUARTERBACK
**denotes win (Dumervil's teams are 12-6, including postseason, in games in which he records at least one half of a sack.)*

QB	Sacks	Dates
Brodie Croyle	3	vs. K.C., 12/9/07*
Charlie Frye	3	at Cle., 10/22/06*
Ben Roethlisberger	3	2 vs. Pit., 10/21/07*, 1 at Pit., 11/5/06*
Matt Cassel	2	at N.E., 10/20/08
David Garrard	2	vs. Jac., 9/23/07
Josh McCown	2	vs. Oak., 9/16/07*
Andrew Walter	2	vs. Oak., 10/15/06*
Brett Favre	1	at NYJ, 11/30/08*
Brian Griese	1	vs. T.B., 10/5/08*
Matt Hasselbeck	1	vs. Sea., 12/3/06
Damon Huard	1	at K.C., 11/11/07*
Jon Kitna	1	at Det., 11/4/07
Carson Palmer	1	vs. Cin., 12/24/06*
Tyler Thigpen	1	vs. K.C., 12/7/08*
Billy Volek	1	at S.D., 12/24/07
Tarvaris Jackson	0.5	vs. Min., 12/30/07*
Alex Smith	0.5	vs. S.F., 12/31/06

tion (27 yds.), seven pass breakups, four forced fumbles and three fumble recoveries... 12.5 sacks tied for sixth in the NFL and tied for ninth in club history for a single season... Sack total also represented the most by a Bronco since 1999 (Trevor Pryce, 13)... Tied for the NFL lead among defensive linemen and ranked second among all Broncos with four takeaways (3 FUM, 1 INT)... Three fumble recoveries tied for third in the NFL (tied for AFC lead)... Four forced fumbles were a team high and tied for ninth in the NFL with two of them being returned by teammates for touchdowns... Seven pass breakups were the most by a Broncos defensive lineman since 1995 (Michael Dean Perry, 8)... Earned AFC Defensive Player of the Week honors with a three-sack game vs. K.C. (12/9)... Posted four multiple-sack games, marking the most by a Bronco since 2000 (Trevor Pryce, 4).

2006: Selected by the Broncos in the fourth round (126th overall) of the 2006 NFL Draft, Dumervil played 13 games (0 starts) as a rookie and posted 19 tackles (15 solo), 8.5 sacks (56.5 yds.), two forced fumbles and a team-high three fumble recoveries... Sack total ranked third among NFL rookies and tied for the third-highest total by a rookie in Broncos history... Registered a sack on 44.7 percent of his tackles (8.5 sacks / 19 tackles) and became the first NFL rookie to record five sacks in a two-game span since 2001 (Justin Smith, Cin.)... Notched the first two sacks of his career on *Sunday Night Football* vs. Oak. (10/15)... Recorded three sacks, tying Denver's franchise record for rookies (Rulon Jones, 1980), and recovered a fumble at Cle. (10/22).

COLLEGE: Dumervil finished his career at the University of Louisville ranked second on the school's all-time sacks list with 32 and third on its all-time tackles-for-losses chart with 42.5... Played 44 career games (24 starts) and posted 151 tackles (83 solo), 11 forced fumbles, three fumble recoveries, one interception and four pass breakups to go along with 32 sacks (223 yds.)... Earned several national accolades as a senior after a record-setting season that saw the defensive end lead the nation with a school-record 20 sacks (165 yds.) as a 12-game starter... 20 sacks marked the second-highest single-season sack total in NCAA history behind Terrell Suggs' 24 sacks for Arizona State in 2002... Selected as the Bronko Nagurski Award winner, given to the nation's outstanding defensive player, and was the Walter Camp Top 10 Player of the Year as well as a first-team All-American (AP) as a senior... Tabbed the Big East Conference Defensive Player of the Year and a finalist for the Vince Lombardi Award (nation's top lineman) that year... Set an NCAA record with 10 forced fumbles as a senior and totaled 65 tackles (38 solo), one interception, one fumble recovery and four pass breakups... Opened his senior year with a Big East and school-record six sacks at Kentucky... Nine sacks in Louisville's first two games that year set an NCAA record for sacks in consecutive games.

PERSONAL: Dumervil was a three-year starter at Jackson High School in Miami, where he totaled a school-record 78 sacks during his prep career and was a two-time all-state selection... Had 110 tackles and 30 sacks as a senior while forcing three fumbles and recovering four to earn the team's defensive MVP honors... Played in the California-Florida All-Star Game as a senior... Earned the team's MVP honor as a junior after posting 30 sacks on a team that reached the state semifinals... Keeps a weekly blog on DenverBroncos.com... Works with American Group Home and Open Door Youth Gang Alternatives on charitable projects... Half-brother is Curry Burns, who was a defensive back at Louisville (2000-02) and spent time with the Giants and Redskins in 2005... Majored in justice administration at Louisville... Elvis Dumervil was born on Jan. 19, 1984, in Miami.

DUMERVIL'S REGULAR SEASON RECORD														
Year	Club	G	S	UT	A	TT	S-Yds.	I-Yds.	PD	FF	FR	TD-Int.	TD-FR	S Pts.
2006	Denver	13	0	15	4	19	8.5-56.5	0-0	0	2	3	0	0	0
2007	Denver	16	16	43	13	56	12.5-62.5	1-27	7	4	3	0	0	0
2008	Denver	16	15	30	14	44	5-35	0-0	0	1	1	0	0	0
CAREER TOTALS		45	31	88	31	119	26-154	1-27	7	7	7	0	0	0

DUMERVIL'S SINGLE GAME HIGHS

(Postseason in parentheses)

Sacks — 3, twice, last vs. Kansas City, 12/9/07 (none). **Sack yards** — 18 vs. Pittsburgh, 10/21/07 (none). **Interceptions** — 1 at Buffalo, 9/9/07 (none). **Interception return yards** — 27 at Buffalo, 9/9/07 (none).

DUMERVIL'S MULTIPLE SACK GAMES (7)

*denotes win (The Broncos are 5-2 when Dumervil records more than one sack in a game.)

Date	Opponent	S-Yds.
10/15/06	vs. Oakland*	2-15
10/22/06	at Cleveland*	3-16
9/16/07	vs. Oakland*	2-9
9/23/07	vs. Jacksonville	2-10
10/21/07	vs. Pittsburgh*	2-18
12/9/07	vs. Kansas City*	3-15
10/20/08	at New England	2-15

ELVIS DUMERVIL'S CAREER GAME-BY-GAME

(Victories asterisked)

2006 DENVER (9-7)		TACKLES									
Date	Opponent	P/S	UT	A	TT	S-Yds.	I-Yds.	PD	FF	FR	
Games 1-3											
INACTIVE											
Oct 9	vs. Baltimore*	P	0	0	0	0-0	0-0	0	0	0	
Oct 15	vs. Oakland*	P	3	0	3	2-15	0-0	0	0	0	
Oct 22	at Cleveland*	P	3	0	3	3-16	0-0	0	0	1	
Oct 29	vs. Indianapolis	P	1	0	1	0-0	0-0	0	0	0	
Nov 5	at Pittsburgh*	P	1	1	2	1-7	0-0	0	1	0	
Nov 12	at Oakland*	P	0	0	0	0-0	0-0	0	0	1	
Nov 19	vs. San Diego	P	2	0	2	0-0	0-0	0	0	0	
Nov 23	at Kansas City	P	0	0	0	0-0	0-0	0	0	0	
Dec 3	vs. Seattle	P	2	0	2	1-6	0-0	0	0	0	
Dec 10	at San Diego	P	0	1	1	0-0	0-0	0	0	0	
Dec 17	at Arizona*	P	1	0	1	0-0	0-0	0	0	0	
Dec 24	vs. Cincinnati*	P	1	0	1	1-9	0-0	0	1	1	
Dec 31	vs. San Francisco	P	1	2	3	0.5-3.5	0-0	0	0	0	
Regular Season Totals			13/0	15	4	19	8.5-56.5	0-0	0	2	3

2007 DENVER (7-9)		TACKLES									
Date	Opponent	P/S	UT	A	TT	S-Yds.	I-Yds.	PD	FF	FR	
Sep 9	at Buffalo*	S	2	1	3	0-0	1-27	1	0	0	
Sep 16	vs. Oakland*	S	2	1	3	2-9	0-0	0	0	0	
Sep 23	vs. Jacksonville	S	3	2	5	2-10	0-0	0	1	1	
Sep 30	at Indianapolis	S	3	1	4	0-0	0-0	3	0	0	
Oct 7	vs. San Diego	S	2	0	2	0-0	0-0	2	0	0	
Oct 21	vs. Pittsburgh*	S	6	0	6	2-18	0-0	0	1	0	
Oct 29	vs. Green Bay	S	1	0	1	0-0	0-0	0	0	0	
Nov 4	at Detroit	S	3	0	3	1-6	0-0	0	0	0	
Nov 11	at Kansas City*	S	2	0	2	1-3	0-0	0	1	0	
Nov 19	vs. Tennessee*	S	2	1	3	0-0	0-0	0	0	0	
Nov 25	at Chicago	S	3	1	4	0-0	0-0	0	0	0	
Dec 2	at Oakland	S	2	1	3	0-0	0-0	1	0	0	
Dec 9	vs. Kansas City*	S	5	0	5	3-15	0-0	0	1	0	
Dec 13	at Houston	S	1	1	2	0-0	0-0	0	0	0	
Dec 24	at San Diego	S	4	1	5	1-0	0-0	0	0	0	
Dec 30	vs. Minnesota*	S	2	3	5	0.5-1.5	0-0	0	0	2	
Regular Season Totals			16/16	43	13	56	12.5-62.5	1-27	7	4	3

2008 DENVER (8-8)		TACKLES									
Date	Opponent	P/S	UT	A	TT	S-Yds.	I-Yds.	PD	FF	FR	
Sep 8	at Oakland*	S	2	0	2	0-0	0-0	0	0	0	
Sep 14	vs. San Diego*	S	0	0	0	0-0	0-0	0	0	0	
Sep 21	vs. New Orleans*	S	2	0	2	0-0	0-0	0	0	0	
Sep 28	at Kansas City	S	0	1	1	0-0	0-0	0	0	0	
Oct 5	vs. Tampa Bay*	S	5	2	7	1-5	0-0	0	0	0	
Oct 12	vs. Jacksonville	S	2	0	2	0-0	0-0	0	0	1	
Oct 20	at New England	P	5	3	8	2-15	0-0	0	0	0	
Nov 2	vs. Miami	S	3	1	4	0-0	0-0	0	0	0	
Nov 6	at Cleveland*	S	2	2	4	0-0	0-0	0	0	0	
Nov 16	at Atlanta*	S	0	0	0	0-0	0-0	0	0	0	
Nov 23	vs. Oakland	S	2	0	2	0-0	0-0	0	0	0	
Nov 30	at N.Y. Jets*	S	2	1	3	1-5	0-0	0	1	0	
Dec 7	vs. Kansas City*	S	1	1	2	1-10	0-0	0	0	0	
Dec 14	at Carolina	S	0	1	1	0-0	0-0	0	0	0	
Dec 21	vs. Buffalo	S	3	2	5	0-0	0-0	0	0	0	
Dec 28	at San Diego	S	1	0	1	0-0	0-0	0	0	0	
Regular Season Totals			16/15	30	14	44	5-35	0-0	0	1	1



RONALD FIELDS

6-2 • 314 • 5TH YR. • MISSISSIPPI STATE

BORN: Sept. 13, 1981, in Bogalusa, La.

HIGH SCHOOL: Bogalusa High School, Bogalusa, La.

ACQUIRED: Unrestricted Free Agent (San Francisco), 2009

NFL YEAR: 5th • YEAR WITH BRONCOS: 1st

NFL GAMES PLAYED/STARTED: 49/9



91

DEFENSIVE LINE

FIELDS AT A GLANCE:

- A fifth-year defensive lineman who spent his first four professional seasons with San Francisco before joining the Broncos as an unrestricted free agent in the offseason.
- Played all 16 games during each of the last two seasons with the 49ers, helping the club rank fifth in the NFL in yards per rush allowed (3.8) over that period.
- Totaled a career-high 39 tackles for San Francisco in 2007 on a defense that was fifth in the NFL in yards per rush allowed (3.8) and second in the league in rushes for negative yardage (55).
- Started a personal-best nine games for the 49ers in 2006.
- Received first-team All-Southeastern Conference honors as a senior at Mississippi State University, where he started 36 games for his career.
- Joined the Broncos as an unrestricted free agent on March 3, 2009.
- Selected by San Francisco in the fifth round (137th overall) of the 2005 NFL Draft.

CAREER TRANSACTIONS: Signed by San Francisco as a draft choice 7/28/05; Placed on injured reserve (left arm) by San Francisco 12/21/06; Signed by Denver as an unrestricted free agent 3/3/09.



2008: Fields appeared in all 16 games (0 starts) for the second year in a row with San Francisco and had 28 tackles (18 solo)... Totaled two or more tackles on eight occasions.

2007: Fields played all 16 games (0 starts) for the 49ers, posting a career-high 39 tackles (14 solo), one sack (3 yds.) and one forced fumble... Made multiple tackles in 14 of 16 games... Registered his first career sack (Kurt Warner) and forced a fumble on the same play at Ari. (11/15).

2006: Fields started a career-high nine games and saw time in 13 contests with the 49ers before he was placed on injured reserve with a broken left arm on Dec. 21... Finished the year with 26 tackles (15 solo) and one pass breakup... Made his first career start vs. S.D. (10/15)... Suffered a broken left arm in practice leading up to San Francisco's game vs. Ari. (12/24).

2005: Selected by San Francisco in the fifth round (137th overall) of the 2005 NFL Draft, Fields played four games (0 starts) as a rookie and had four tackles (2 solo)... Made his NFL debut vs. Sea. (11/20).

COLLEGE: Fields started 36 games at Mississippi State University and finished his collegiate career with 172 tackles (72 solo), one sack, 16.5 tackles for losses, one fumble recovery and two forced fumbles... Earned first-team All-Southeastern Conference honors as a senior.

PERSONAL: Fields attended Bogalusa High School in Bogalusa, La., where he was a Class 4A all-district selection as a senior... Manages a football camp in the summer in Louisiana... Majored in coaching and teaching at Mississippi State... Ronald Fields was born on Sept. 13, 1981, in Bogalusa, La.

FIELDS' REGULAR SEASON RECORD

Year	Club	G	S	UT	A	TT	S-Yds.	I-Yds.	PD	FF	FR	TD-Int.	TD-FR	S	Pts.
2005	San Francisco	4	0	2	2	4	0-0	0-0	0	0	0	0	0	0	0
2006	San Francisco	13	9	15	11	26	0-0	0-0	1	0	0	0	0	0	0
2007	San Francisco	16	0	14	25	39	1-3	0-0	0	1	0	0	0	0	0
2008	San Francisco	16	0	18	10	28	0-0	0-0	0	0	0	0	0	0	0
CAREER TOTALS		49	9	49	48	97	1-3	0-0	1	1	0	0	0	0	0

FIELDS' SINGLE GAME HIGHS

(Postseason in parentheses)

Sacks — 1, at Arizona, 11/15/07 (none). **Sack yards** — 3, at Arizona, 11/15/07 (none). **Interceptions** — None (none). **Interception return yards** — None (none).

RONALD FIELDS' CAREER GAME-BY-GAME

(Victories asterisked)

2005 SAN FRANCISCO (4-12) TACKLES										
Date	Opponent	P/S	UT	A	TT	S-Yds.	I-Yds	PD	FF	FR
Games 1-9					INACTIVE					
Nov 20	vs. Seattle	P	0	1	1	0-0	0-0	0	0	0
Nov 28	at Tennessee	P	0	0	0	0-0	0-0	0	0	0
Dec 4	vs. Arizona				DID NOT PLAY					
Dec 11	at Seattle	P	1	1	2	0-0	0-0	0	0	0
Dec 18	at Jacksonville	P	1	0	1	0-0	0-0	0	0	0
Dec 24	at St. Louis*				INACTIVE					
Jan 1	vs. Houston*				DID NOT PLAY					
Regular Season Totals		4/0	2	2	4	0-0	0-0	0	0	0

2006 SAN FRANCISCO (7-9) TACKLES										
Date	Opponent	P/S	UT	A	TT	S-Yds.	I-Yds	PD	FF	FR
Sep 10	at Arizona	P	1	0	1	0-0	0-0	0	0	0
Sep 17	vs. St. Louis*	P	0	0	0-0	0-0	0	0	0	0
Sep 24	vs. Philadelphia				INACTIVE					
Oct 1	at Kansas City	P	1	1	2	0-0	0-0	0	0	0
Oct 8	vs. Oakland*	P	0	0	0	0-0	0-0	0	0	0
Oct 15	vs. San Diego	S	6	0	6	0-0	0-0	0	0	0
Oct 29	at Chicago	S	1	4	5	0-0	0-0	0	0	0
Nov 5	vs. Minnesota*	S	2	0	2	0-0	0-0	1	0	0
Nov 12	at Detroit*	S	1	0	1	0-0	0-0	0	0	0
Nov 19	vs. Seattle*	S	0	2	2	0-0	0-0	0	0	0
Nov 26	at St. Louis	S	1	0	1	0-0	0-0	0	0	0
Dec 3	at New Orleans	S	1	0	1	0-0	0-0	0	0	0
Dec 10	vs. Green Bay	S	1	4	5	0-0	0-0	0	0	0
Dec 14	at Seattle*	S	0	0	0	0-0	0-0	0	0	0
Dec 24	vs. Arizona				PLACED ON INJURED RESERVE (LEFT ARM) 12/21/06					
Regular Season Totals		13/9	15	11	26	0-0	0-0	1	0	0

2007 SAN FRANCISCO (5-11) TACKLES										
Date	Opponent	P/S	UT	A	TT	S-Yds.	I-Yds	PD	FF	FR
Sep 10	vs. Arizona*	P	1	1	2	0-0	0-0	0	0	0
Sep 16	at St. Louis*	P	1	1	2	0-0	0-0	0	0	0
Sep 23	at Pittsburgh	P	0	1	1	0-0	0-0	0	0	0
Sep 30	vs. Seattle	P	1	2	3	0-0	0-0	0	0	0
Oct 7	vs. Baltimore	P	0	3	3	0-0	0-0	0	0	0
Oct 21	at N.Y. Giants	P	0	2	2	0-0	0-0	0	0	0
Oct 28	vs. New Orleans	P	0	2	2	0-0	0-0	0	0	0
Nov 4	at Atlanta	P	0	1	1	0-0	0-0	0	0	0
Nov 12	at Seattle	P	1	1	2	0-0	0-0	0	0	0
Nov 18	vs. St. Louis	P	3	1	4	0-0	0-0	0	0	0
Nov 25	at Arizona*	P	1	1	2	1-3	0-0	0	1	0
Dec 2	at Carolina	P	2	3	5	0-0	0-0	0	0	0
Dec 9	vs. Minnesota	P	2	1	3	0-0	0-0	0	0	0
Dec 15	vs. Cincinnati*	P	1	2	3	0-0	0-0	0	0	0
Dec 23	vs. Tampa Bay*	P	0	2	2	0-0	0-0	0	0	0
Dec 30	at Cleveland	P	1	1	2	0-0	0-0	0	0	0
Regular Season Totals		16/0	14	25	39	1-3	0-0	0	1	0

2008 SAN FRANCISCO (7-9) TACKLES										
Date	Opponent	P/S	UT	A	TT	S-Yds.	I-Yds	PD	FF	FR
Sep 7	vs. Arizona	P	3	1	4	0-0	0-0	0	0	0
Sep 14	at Seattle*	P	0	1	1	0-0	0-0	0	0	0
Sep 21	vs. Detroit*	P	1	0	1	0-0	0-0	0	0	0
Sep 28	at New Orleans	P	2	0	2	0-0	0-0	0	0	0
Oct 5	vs. New England	P	2	0	2	0-0	0-0	0	0	0
Oct 12	vs. Philadelphia	P	1	0	1	0-0	0-0	0	0	0
Oct 19	at N.Y. Giants	P	0	1	1	0-0	0-0	0	0	0
Oct 26	vs. Seattle	P	2	0	2	0-0	0-0	0	0	0
Nov 10	at Arizona	P	1	0	1	0-0	0-0	0	0	0
Nov 16	vs. St. Louis*	P	0	1	1	0-0	0-0	0	0	0
Nov 23	at Dallas	P	1	2	3	0-0	0-0	0	0	0
Nov 30	at Buffalo*	P	2	0	2	0-0	0-0	0	0	0
Dec 7	vs. N.Y. Jets*	P	0	1	1	0-0	0-0	0	0	0
Dec 14	at Miami	P	0	1	1	0-0	0-0	0	0	0
Dec 21	vs. St. Louis*	P	1	1	2	0-0	0-0	0	0	0
Dec 28	vs. Washington*	P	2	1	3	0-0	0-0	0	0	0
Regular Season Totals		16/0	18	10	28	0-0	0-0	0	0	0



VERNON FOX

5-10 • 206 • 8TH YR. • FRESNO STATE

BORN: Oct. 9, 1979, in Las Vegas

HIGH SCHOOL: Cimarron-Memorial High School, Las Vegas

ACQUIRED: Free Agent, 2008

NFL YEAR: 8th • **YEAR WITH BRONCOS:** 2nd

NFL GAMES PLAYED/STARTED: 96/14 • **POSTSEASON:** 1/0

SAFETY



39

FOX AT A GLANCE:

- An eighth-year safety who has appeared in at least 10 games during each of his seven NFL seasons with San Diego (2002-03), Detroit (2004-05), Washington (2006-07) and Denver (2008).
- Saw time in 10 games (3 starts) for Denver in 2008 after competing in Washington's training camp and finished the year with 20 tackles (13 solo) and one fumble recovery, which he returned 23 yards for his first career touchdown (at N.Y. Jets, 11/30/08).
- Started a personal-best six games and appeared in all 16 contests for Washington in 2006, totaling career highs in both defensive tackles (37) and special-teams stops (16).
- Owns 48 career tackles and one blocked punt on special teams.
- Received first-team All-Western Athletic Conference honors twice at Fresno State University.
- Joined the Broncos as a free agent on Sept. 23, 2008.
- Entered the NFL with San Diego as a college free agent on April 26, 2002.

CAREER TRANSACTIONS: Signed by San Diego as a college free agent 4/26/02; Waived by San Diego 8/31/04; Signed by Detroit 9/14/04; Waived by Detroit 9/18/04; Signed by Detroit 9/22/04; Signed by Washington 8/29/06; Released by Washington 8/25/08; Signed by Denver 9/23/08.



2008: Fox saw time in 10 games (3 starts) for Denver, totaling 20 tackles (13 solo) and one fumble recovery, which he returned 23 yards for his first career touchdown (at NYJ, 11/30)... Added three special-teams tackles... Spent training camp with Washington and was released on Aug. 25 before signing with Denver on Sept. 23.

2007: Fox played 14 games (0 starts) for Washington and ranked second on the club with 10 special-teams tackles while adding two defensive stops... Made his postseason debut in an NFC Wild Card Game at Sea. (1/5) and had one special-teams tackle.

2006: Fox started a career-high six games while appearing in all 16 contests for Washington, registering 37 tackles (30 solo), one interception and three pass breakups... Placed second on the Redskins with 16 special-teams stops and had one blocked punt... Intercepted a Jake Delhomme pass vs. Car. (11/26)... Posted a career-high 10 tackles (9 solo) and blocked a punt at Stl. (12/24).

2005: Fox appeared in 14 games (0 starts) for Detroit and tied for third on the club with 10 special-teams tackles... Added one defensive stop for the Lions.

2004: Fox saw time in 14 games (0 starts) for the Lions and finished the year with seven special-teams tackles... Joined the Lions on Sept. 14 after competing in San Diego's training camp.

2003: Fox played 12 games (2 starts) for the Chargers and had 22 tackles (18 solo) and two pass breakups... Registered one special-teams tackle... Had eight tackles in a start vs. Cin. (11/23).

2002: Fox, who entered the NFL as a college free agent with San Diego on April 26, contributed 23 tackles (17 solo), one interception (25 yds.) and three pass breakups in 16 games (3 starts) as a rookie with the Chargers... Intercepted his first career pass (David Carr) vs. Hou. (9/15).

COLLEGE: Fox was a two-time first-team All-Western Athletic Conference selection at Fresno State University... Finished his collegiate career with 289 tackles, 10 sacks and four interceptions.

PERSONAL: Fox was a standout at Cimarron-Memorial High School in Las Vegas, where he earned first-team All-Sunset division accolades as a running back... Competed in track, advancing to the state 4x100 relay finals as a junior... Serves as a motivational speaker in churches and schools... Married and has one daughter... Vernon Lee Fox III was born on Oct. 9, 1979, in Las Vegas.

Did You Know?

The Broncos own the NFL's best record through the first month of the season during the last 12 years with a 31-13 (.705) mark in those games since 1997.

FOX'S REGULAR SEASON RECORD

Year	Club	G	S	UT	A	TT	S-Yds.	I-Yds.	PD	FF	FR	TD-Int.	TD-FR	S	Pts.
2002	San Diego	16	3	17	6	23	0-0	1-25	3	0	0	0	0	0	0
2003	San Diego	12	2	18	4	22	0-0	0-0	2	0	0	0	0	0	0
2004	Detroit	14	0	0	0	0	0-0	0-0	0	0	0	0	0	0	0
2005	Detroit	14	0	1	0	1	0-0	0-0	0	0	0	0	0	0	0
2006	Washington	16	6	30	7	37	0-0	1--4	3	0	0	0	0	0	0
2007	Washington	14	0	2	0	2	0-0	0-0	0	0	0	0	0	0	0
2008	Denver	10	3	13	7	20	0-0	0-0	0	0	1	0	1	0	6
CAREER TOTALS		96	14	81	24	105	0-0	2-21	8	0	1	0	1	0	6
BRONCOS TOTALS		10	3	13	7	20	0-0	0-0	0	0	1	0	1	0	6

ADDITIONAL STATISTICS: Special teams tackles — 2002 (1), 2003 (1), 2004 (7), 2005 (10), 2006 (16), 2007 (10), 2008 (3), TOTAL (48). Returned a fumble 23 yards for a touchdown at N.Y. Jets (11/30/08). Blocked a punt at St. Louis (12/24/06).

FOX'S POSTSEASON RECORD

Year	Club	G	S	UT	A	TT	S-Yds.	I-Yds.	PD	FF	FR	TD-Int.	TD-FR	S	Pts.
2007	Washington	1	0	0	0	0	0-0	0-0	0	0	0	0	0	0	0
CAREER TOTALS		1	0	0	0	0	0-0	0-0	0	0	0	0	0	0	0

ADDITIONAL STATISTICS: Special teams tackles — 2007 (1), TOTAL (1).

FOX'S SINGLE GAME HIGHS

(Postseason in parentheses)

Interceptions — 1, twice, last at Carolina, 11/26/06 (none). **Interception return yards** — 25 vs. Houston, 9/15/02 (none). **Sacks** — None (none). **Sack yards** — None (none).

VERNON FOX'S CAREER GAME-BY-GAME

(Victories asterisked)

2002 SAN DIEGO (8-8)		TACKLES														
Date	Opponent	P/S	UT	A	TT	S-Yds.	I-Yds.	PD	FF	FR						
Sep 8	at Cincinnati*	P	4	1	5	0-0	0-0	1	0	0						
Sep 15	vs. Houston*	S	1	1	2	0-0	1-25	1	0	0						
Sep 22	at Arizona*	S	2	1	3	0-0	0-0	0	0	0						
Sep 29	vs. New England*	P	2	0	2	0-0	0-0	0	0	0						
Oct 6	at Denver	P	1	0	1	0-0	0-0	0	0	0						
Oct 13	vs. Kansas City*	P	0	1	1	0-0	0-0	0	0	0						
Oct 20	at Oakland*	P	0	0	0	0-0	0-0	0	0	0						
Nov 3	vs. N.Y. Jets	S	2	2	4	0-0	0-0	0	0	0						
Nov 10	at St. Louis	P	2	0	2	0-0	0-0	0	0	0						
Nov 17	vs. San Francisco*	P	0	0	0	0-0	0-0	0	0	0						
Nov 24	at Miami	P	0	0	0	0-0	0-0	1	0	0						
Dec 1	vs. Denver*	P	1	0	1	0-0	0-0	0	0	0						
Dec 8	vs. Oakland	P	0	0	0	0-0	0-0	0	0	0						
Dec 15	at Buffalo	P	1	0	1	0-0	0-0	0	0	0						
Dec 22	at Kansas City	P	0	0	0	0-0	0-0	0	0	0						
Dec 29	vs. Seattle	P	1	0	1	0-0	0-0	0	0	0						
Regular Season Totals		16/3	17	6	23	0-0	1-25	3	0	0						
2003 SAN DIEGO (4-12)		TACKLES														
Date	Opponent	P/S	UT	A	TT	S-Yds.	I-Yds.	PD	FF	FR						
Sep 7	at Kansas City	P	1	0	1	0-0	0-0	0	0	0						
Sep 14	vs. Denver	P	0	0	0	0-0	0-0	0	0	0						
Sep 21	vs. Baltimore	INACTIVE														
Sep 28	at Oakland	P	4	1	5	0-0	0-0	0	0	0						
Oct 5	at Jacksonville	P	1	0	1	0-0	0-0	0	0	0						
Games 6-7		INACTIVE														
Nov 2	at Chicago	P	0	0	0	0-0	0-0	0	0	0						
Nov 9	vs. Minnesota*	INACTIVE														
Nov 16	at Denver	P	0	0	0	0-0	0-0	0	0	0						
Nov 23	vs. Cincinnati	S	8	0	8	0-0	0-0	0	0	0						
Nov 30	vs. Kansas City	P	2	0	2	0-0	0-0	0	0	0						
Dec 7	at Detroit*	P	0	1	1	0-0	0-0	2	0	0						
Dec 14	vs. Green Bay	P	1	1	2	0-0	0-0	0	0	0						
Dec 21	at Pittsburgh	P	0	0	0	0-0	0-0	0	0	0						
Dec 28	vs. Oakland*	S	1	1	2	0-0	0-0	0	0	0						
Regular Season Totals		12/2	18	4	22	0-0	0-0	2	0	0						

DID YOU KNOW?

Randy Gradishar accounted for 33 turnovers (20 INTs, 13 FR) during his 10-year career with the Broncos from 1974-83, and that total tied for the fourth most by an NFL linebacker in that span.

2004 DETROIT (6-10)		TACKLES													
Date	Opponent	P/S	UT	A	TT	S-Yds.	I-Yds.	PD	FF	FR					
Games 1-2		NOT WITH TEAM													
Sep 26	vs. Philadelphia	P	0	0	0	0	0	0	0	0					
Oct 10	at Atlanta*	P	0	0	0	0	0	0	0	0					
Oct 17	vs. Green Bay	P	0	0	0	0	0	0	0	0					
Oct 24	at N.Y. Giants*	P	0	0	0	0	0	0	0	0					
Oct 31	at Dallas	P	0	0	0	0	0	0	0	0					
Nov 7	vs. Washington	P	0	0	0	0	0	0	0	0					
Nov 14	at Jacksonville	P	0	0	0	0	0	0	0	0					
Nov 21	at Minnesota	P	0	0	0	0	0	0	0	0					
Nov 25	vs. Indianapolis	P	0	0	0	0	0	0	0	0					
Dec 5	vs. Arizona*	P	0	0	0	0	0	0	0	0					
Dec 12	at Green Bay	P	0	0	0	0	0	0	0	0					
Dec 19	vs. Minnesota	P	0	0	0	0	0	0	0	0					
Dec 26	vs. Chicago*	P	0	0	0	0	0	0	0	0					
Jan 2	at Tennessee	P	0	0	0	0	0	0	0	0					
Regular Season Totals		14/0	0	0	0	0-0	0-0	0	0	0					

2005 DETROIT (5-11)		TACKLES													
Date	Opponent	P/S	UT	A	TT	S-Yds.	I-Yds.	PD	FF	FR					
Sep 11	vs. Green Bay*	P	0	0	0	0-0	0-0	0	0	0					
Sep 18	at Chicago	P	0	0	0	0-0	0-0	0	0	0					
Games 3-4		INACTIVE													
Oct 16	vs. Carolina	P	0	0	0	0-0	0-0	0	0	0					
Oct 23	at Cleveland*	P	0	0	0	0-0	0-0	0	0	0					
Oct 30	vs. Chicago	P	0	0	0	0-0	0-0	0	0	0					
Nov 6	at Minnesota	P	0	0	0	0-0	0-0	0	0	0					
Nov 13	vs. Arizona*	P	0	0	0	0-0	0-0	0	0	0					
Nov 20	at Dallas	P	0	0	0	0-0	0-0	0	0	0					
Nov 24	vs. Atlanta	P	0	0	0	0-0	0-0	0	0	0					
Dec 4	vs. Minnesota	P	0	0	0	0-0	0-0	0	0	0					
Dec 11	at Green Bay	P	1	0	1	0-0	0-0	0	0	0					
Dec 18	vs. Cincinnati	P	0	0	0	0-0	0-0	0	0	0					
Dec 24	at New Orleans*	P	0	0	0	0-0	0-0	0	0	0					
Jan 1	at Pittsburgh	P	0	0	0	0-0	0-0	0	0	0					
Regular Season Totals		14/0	1	0	1	0-0	0-0	0	0	0					

2006 WASHINGTON (5-11)		TACKLES													
Date	Opponent	P/S	UT	A	TT	S-Yds.	I-Yds.	PD	FF	FR					
Sep 11	vs. Minnesota	P	1	0	1	0-0	0-0	0	0	0					
Sep 17	at Dallas	P	0	0	0	0-0	0-0	0	0	0					
Sep 24	at Houston*	P	0	0	0	0-0	0-0	0	0	0					
Oct 1	vs. Jacksonville*	P	0	0	0	0-0	0-0	0	0	0					
Oct 8	at N.Y. Giants	P	0	0	0	0-0	0-0	0	0	0					
Oct 15	vs. Tennessee	P	0	0	0	0-0	0-0	0	0	0					
Oct 22	at Indianapolis	P	0	0	0	0-0	0-0	0	0	0					
Nov 5	vs. Dallas*	P	0	0	0	0-0	0-0	0	0	0					
Nov 12	at Philadelphia	P	0	0	0	0-0	0-0	0	0	0					
Nov 19	at Tampa Bay	P	2	2	4	0-0	0-0	0	0	0					
Nov 26	vs. Carolina*	S	3	2	5	0-0	1--4	1	0	0					
Dec 3	vs. Atlanta	S	3	1	4	0-0	0-0	1	0	0					
Dec 10	vs. Philadelphia	S	6	1	7	0-0	0-0	0	0	0					
Dec 17	at New Orleans*	S	5	0	5	0-0	0-0	0	0	0					
Dec 24	at St. Louis	S	9	1	10	0-0	0-0	0	0	0					
Dec 31	vs. N.Y. Giants	S	1	0	1	0-0	0-0	1	0	0					
Regular Season Totals		16/6	30	7	37	0-0	1--4	3	0	0					

2007 WASHINGTON (9-7)		TACKLES													
Date	Opponent	P/S	UT	A	TT	S-Yds.	I-Yds.	PD	FF	FR					
Sep 9	vs. Miami*	P	0	0	0	0-0	0-0	0	0	0					
Games 2-3		INACTIVE													
Oct 7	vs. Detroit*	P	0	0	0	0-0	0-0	0	0	0					
Oct 14	at Green Bay	P	0	0	0	0-0	0-0	0	0	0					
Oct 21	vs. Arizona*	P	0	0	0	0-0	0-0	0	0	0					
Oct 28															

2008 DENVER (8-8)		TACKLES								
Date	Opponent	P/S	UT	A	TT	S-Yds.	I-Yds	PD	FF	FR
Games 1-3										
Sep 28	at Kansas City									
Oct 5	vs. Tampa Bay*	P	0	0	0	0-0	0-0	0	0	0
Oct 12	vs. Jacksonville									
Oct 20	at New England	P	0	0	0	0-0	0-0	0	0	0
Nov 2	vs. Miami									
Nov 6	at Cleveland*	P	0	0	0	0-0	0-0	0	0	0
Nov 16	at Atlanta*	P	0	0	0	0-0	0-0	0	0	0
Nov 23	vs. Oakland	P	0	0	0	0-0	0-0	0	0	0
Nov 30	at N.Y. Jets*	S	3	3	6	0-0	0-0	0	0	1
Dec 7	vs. Kansas City*	S	2	0	2	0-0	0-0	0	0	0
Dec 14	at Carolina	P	2	0	2	0-0	0-0	0	0	0
Dec 21	vs. Buffalo	P	2	1	3	0-0	0-0	0	0	0
Dec 28	at San Diego	S	4	3	7	0-0	0-0	0	0	0
Regular Season Totals			10/3	13	7	20	0-0	0-0	0	1



JABAR GAFFNEY
 6-2 • 200 • 8TH YR. • FLORIDA
 BORN: Dec. 1, 1980, in Jacksonville, Fla.
 HIGH SCHOOL: Raines County High School, Jacksonville, Fla.
 ACQUIRED: Unrestricted Free Agent (New England), 2009
 NFL YEAR: 8th • YEAR WITH BRONCOS: 1st
 NFL GAMES PLAYED/STARTED: 107/70 • POSTSEASON: 6/4



10

WIDE RECEIVER

GAFFNEY AT A GLANCE:

- An eighth-year wide receiver who has appeared in all 16 games and totaled at least 400 receiving yards in six of his seven NFL seasons with New England (2006-08) and Houston (2002-05).
- Owns 14 career games with at least 80 receiving yards, including four 100-yard performances.
- Saw time in 16 games (7 starts) for the Patriots in 2008, totaling 38 receptions for 468 yards (12.3 avg.) with two touchdowns.
- Hauled in a career-high five receiving touchdowns and had 36 catches for 449 yards (12.5 avg.) for New England in 2007, helping the club post the first 16-0 regular-season record in NFL history and advance to Super Bowl XLII.
- Became the first player in NFL history to post consecutive 8-catch, 100-yard receiving games in the playoffs with his effort during the 2006 postseason with the Patriots.
- Caught a career-high 55 passes for 492 yards (8.9 avg.) with two touchdowns in 2005 with Houston, where he spent his first four NFL seasons and was the second draft pick in club history.
- Earned consensus first-team All-America honors and was a finalist for the Biletnikoff Award (nation's best receiver) as a redshirt sophomore at the University of Florida.
- Joined the Broncos as an unrestricted free agent on March 1, 2009.
- Selected by Houston in the second round (33rd overall) of the 2002 NFL Draft.

CAREER TRANSACTIONS: Signed by Houston as a draft choice 7/24/02; Signed by Philadelphia as an unrestricted free agent 3/22/06; Waived by Philadelphia 9/2/06; Signed by New England 10/9/06; Signed by Denver as an unrestricted free agent 3/1/09.



2008: Gaffney saw time in all 16 games (7 starts) for New England for the second year in a row, totaling 38 receptions for 468 yards (12.3 avg.) with two touchdowns... Ranked fourth on the Patriots in both receptions and receiving yards... Started three of New England's first four games.

2007: Gaffney started seven of the Patriots' final eight games and appeared in all 16 contests for the club, totaling 36 receptions for 449 yards (12.5 avg.) with a career-high five touchdowns... Helped New England become the first team in NFL history to go 16-0 en route to advancing to Super Bowl XLII... Saw time in three playoff games (1 start), including Super Bowl XLII vs. NYG (2/3), and had four receptions for 38 yards (9.5 avg.) with one touchdown... Set a career high with 122 receiving yards (17.4 avg.) on seven catches, including a 56-yard score, vs. Pit. (12/9).

2006: Gaffney saw time in 11 games (6 starts) for New England after being signed on Oct. 9 and had 11 receptions for 142 yards (12.9 avg.) with one touchdown... Started all three playoff games, posting a team-high 21 catches for 244 yards (11.6 avg.) with two scores... Became the first player in NFL history to record consecutive playoff games with at least eight catches and 100 receiving yards... Named Peter King's *Sports Illustrated*

Offensive Player of the Week after catching eight passes for 104 yards (13.0 avg.) vs. NYJ (1/7) in an AFC Wild Card Playoff Game... Tied a career high with 10 receptions for 103 yards (10.3 avg.) with one touchdown at S.D. (1/14) in an AFC Divisional Playoff Game... Spent training camp with Philadelphia but was waived on Sept. 2.

2005: Gaffney played 16 games (13 starts) for Houston, registering a career-high 55 receptions for 492 yards (8.9 avg.) with two touchdowns... Made at least five catches seven times during the season.

2004: Gaffney appeared in all 16 games (12 starts) for the Texans and had 41 receptions for a career-high 632 yards (15.4 avg.) with two touchdowns... Notched his first career 100-yard receiving game with four receptions for 109 yards (27.3 avg.), including a personal-best 69-yard grab, at Chi. (12/19).

2003: Gaffney played all 16 games (11 starts) for Houston, totaling 34 receptions for 402 yards (11.8 avg.) with two touchdowns... Started five of the Texans' final six games.

2002: Selected by Houston in the second round (33rd overall) of the 2002 NFL Draft, Gaffney started 14-of-16 games played for the club and had 41 receptions for 483 yards (11.8 avg.) with one touchdown... Posted at least one reception in 15-of-16 contests... Hauled in his first career touchdown with a 26-yard grab vs. Buf. (10/13).

COLLEGE: Gaffney played two seasons at the University of Florida, where he totaled 138 career receptions for 2,375 yards (17.2 avg.) with 27 touchdowns... Received consensus first-team All-America honors and was a finalist for the Biletnikoff Award (nation's best receiver) as a redshirt sophomore in 2001 after ranking second in the nation in receiving yards per game (108.3 / 67-1,191, 13 TDs)... Set an NCAA Division I-A freshman record for receiving yards (1,184 on 71 receptions) and receiving touchdowns (14) as a redshirt freshman in 2000 while earning consensus National Freshman of the Year accolades and first-team All-Southeastern Conference honors.

PERSONAL: Gaffney was a two-year starter at Raines County High School in Jacksonville, Fla., where he caught the game-winning touchdown pass in the fourth quarter of the state championship game as a junior... His cousin is New York Jets cornerback Lito Sheppard, who was teammates with Gaffney on the 1997 state championship team as well as at Florida... Gaffney and his wife, Terin, have a son, Jackson, and a daughter, Teagan... Jabar Gaffney was born on Dec. 1, 1980, in Jacksonville, Fla.

GAFFNEY'S REGULAR SEASON RECORD

Year	Club	RECEIVING						RUSHING				SCORING							
		G	S	No.	Yds.	Avg.	LG	TD	No. Yds.	Avg.	LG	TD	TD	TDr	TDP	TDrT	2pt Pts.		
2002	Houston	16	14	41	483	11.8	27	1	0	0	0	0	1	0	1	0	1	8	
2003	Houston	16	11	34	402	11.8	33	2	1	13	13.0	13	0	2	0	2	0	12	
2004	Houston	16	12	41	632	15.4	69	2	4	30	7.5	10	0	2	0	2	0	12	
2005	Houston	16	13	55	492	8.9	29	2	4	13	3.3	10	0	2	0	2	0	12	
2006	New England	11	6	11	142	12.9	33	1	0	0	0.0	—	0	1	0	1	0	6	
2007	New England	16	7	36	449	12.5	56†	5	0	0	0.0	—	0	5	0	5	0	30	
2008	New England	16	7	38	468	12.3	37	2	0	0	0.0	—	0	2	0	2	0	14	
CAREER TOTALS		107	70	256	3,068	12.0	69	15	9	56	6.2	13	0	15	0	15	0	2	94

ADDITIONAL STATISTICS: Passing — 2002 (1-for-1, 39 yds., 1 TD, 158.3 rtg.), 2003 (0-for-1, 0 yds., 39.6 rtg.), 2003 (0-for-3, 0 yds., 39.6 rtg.), TOTAL (1-for-5, 39 yds., 1 TD, 99.2 rtg.). Punt returns — 2002 (3 for -3 yds., -1.0 avg., 1 LG), 2003 (4 for 22 yds., 5.5 avg., 15 LG), TOTAL (7 for 19 yds., 2.7 avg., 15 LG). Kick returns — 2004 (2 for 31 yds., 15.5 avg., 27 LG), TOTAL (2 for 31 yds., 15.5 avg., 27 LG). Miscellaneous tackles — 2002 (3), 2003 (1), 2005 (1), 2006 (1), TOTAL (6).

GAFFNEY'S POSTSEASON RECORD

Year	Club	RECEIVING						SCORING							
		G	S	No.	Yds.	Avg.	LG	TD	TD	TDr	TDP	TDrT	2pt Pts.		
2006	New England	3	3	21	244	11.6	31	2	2	0	2	0	0	0	12
2007	New England	3	1	4	38	9.5	13	1	1	0	1	0	0	0	6
CAREER TOTALS		6	4	25	282	11.3	31	3	3	0	3	0	0	18	

GAFFNEY'S SINGLE GAME HIGHS

(Postseason in parentheses)

Receptions — 10 at Seattle, 10/16/05 (10 at San Diego, 1/14/07). **Receiving yards** — 122 vs. Pittsburgh, 12/9/07 (104 vs. N.Y. Jets, 1/7/07). **Longest reception** — 69 at Chicago, 12/19/04 (31 vs. N.Y. Jets, 1/7/07). **Receiving touchdowns** — 1, 15 times, last vs. N.Y. Jets, 11/13/08 (1, three times, last vs. San Diego, 1/20/08).

GAFFNEY'S 100-YARD RECEIVING GAMES (4: INCLUDES 2 POSTSEASON)

*denotes win (Gaffney's teams are 4-0, including postseason, when he records 100 or more yards receiving in a game.)

Date	Opponent	Rec.	Yds.	Avg.	LG	TD
12/19/04	at Chicago*	4	109	27.3	69	0
1/7/07	vs. N.Y. Jets*	8	104	13.0	31	0
1/14/07	at San Diego*	10	103	10.3	17	1
12/9/07	vs. Pittsburgh*	7	122	17.4	56†	1

Did You Know?

Wide receiver Rod Smith totaled at least 70 receptions for nine consecutive seasons with the Broncos from 1997-2005, a streak that ties for the second longest in NFL history.

JABAR GAFFNEY'S CAREER GAME-BY-GAME

(Victories asterisked)

2002 HOUSTON (4-12)		RECEIVING					SCORING		
Date	Opponent	P/S	No.	Yds.	Avg.	LG	TD	2pt.	Pts.
Sep 8	vs. Dallas*	S	1	-3	-3.0	-3	0	0	0
Sep 15	at San Diego	S	2	37	18.5	25	0	0	0
Sep 22	vs. Indianapolis	S	2	8	4.0	6	0	0	0
Sep 29	at Philadelphia	S	5	49	9.8	17	0	0	0
Oct 13	vs. Buffalo	S	3	48	16.0	26†	1	0	6
Oct 20	at Cleveland	S	4	47	11.8	20	0	0	0
Oct 27	at Jacksonville*	S	3	60	20.0	27	0	1	2
Nov 3	vs. Cincinnati	S	3	35	11.7	14	0	0	0
Nov 10	at Tennessee	S	3	26	8.7	13	0	0	0
Nov 17	vs. Jacksonville	S	3	45	15.0	16	0	0	0
Nov 24	vs. N.Y. Giants*	S	2	14	7.0	9	0	0	0
Dec 1	at Indianapolis	P	2	18	9.0	17	0	0	0
Dec 8	at Pittsburgh*	S	0	0	0.0	—	0	0	0
Dec 15	vs. Baltimore	S	1	10	10.0	10	0	0	0
Dec 22	at Washington	S	1	16	16.0	16	0	0	0
Dec 29	vs. Tennessee	P	6	73	12.2	18	0	0	0
Regular Season Totals			16/14	41	483	11.8	27	1	8

2003 HOUSTON (5-11)		RECEIVING					SCORING		
Date	Opponent	P/S	No.	Yds.	Avg.	LG	TD	2pt.	Pts.
Sep 7	at Miami*	S	3	70	23.3	33	0	0	0
Sep 14	at New Orleans	P	5	61	12.2	18	0	0	0
Sep 21	vs. Kansas City	S	5	42	8.4	15	0	0	0
Sep 28	vs. Jacksonville*	P	3	38	12.7	24†	1	0	6
Oct 12	at Tennessee	S	0	0	0.0	—	0	0	0
Oct 19	vs. N.Y. Jets	S	1	8	8.0	8	0	0	0
Oct 26	at Indianapolis	P	4	58	14.5	21	0	0	0
Nov 2	vs. Carolina*	S	3	30	10.0	18	0	0	0
Nov 9	at Cincinnati	S	2	8	4.0	8†	1	0	6
Nov 16	at Buffalo*	P	3	40	13.3	17	0	0	0
Nov 23	vs. New England	S	0	0	0.0	—	0	0	0
Nov 30	vs. Atlanta*	S	3	28	9.3	10	0	0	0
Dec 7	at Jacksonville	S	1	5	5.0	5	0	0	0
Dec 14	at Tampa Bay	S	0	0	0.0	—	0	0	0
Dec 21	vs. Tennessee	S	1	14	14.0	14	0	0	0
Dec 28	vs. Indianapolis	P	0	0	0.0	—	0	0	0
Regular Season Totals			16/11	34	402	11.8	33	2	0

2004 HOUSTON (7-9)		RECEIVING					SCORING		
Date	Opponent	P/S	No.	Yds.	Avg.	LG	TD	2pt.	Pts.
Sep 12	vs. San Diego	S	4	40	10.0	14	0	0	0
Sep 19	at Detroit	P	1	25	25.0	25	0	0	0
Sep 26	at Kansas City*	P	1	9	9.0	9†	1	0	6
Oct 3	vs. Oakland*	S	4	48	12.0	29	0	0	0
Oct 10	vs. Minnesota	S	2	30	15.0	22	0	0	0
Oct 17	at Tennessee*	P	5	85	17.0	30	1	0	6
Oct 31	vs. Jacksonville*	S	5	88	17.6	27	0	0	0
Nov 7	at Denver	S	6	86	14.3	28	0	0	0
Nov 14	at Indianapolis	S	3	41	13.7	22	0	0	0
Nov 21	vs. Green Bay	S	0	0	0.0	—	0	0	0
Nov 28	vs. Tennessee*	S	0	0	0.0	—	0	0	0
Dec 5	at N.Y. Jets	S	2	21	10.5	13	0	0	0
Dec 12	vs. Indianapolis	S	0	0	0.0	—	0	0	0
Dec 19	at Chicago*	P	4	109	27.3	69	0	0	0
Dec 26	at Jacksonville*	S	3	39	13.0	19	0	0	0
Jan 1	vs. Cleveland	S	1	11	11.0	11	0	0	0
Regular Season Totals			16/12	41	632	15.4	69	2	0

2005 HOUSTON (2-14)		RECEIVING					SCORING		
Date	Opponent	P/S	No.	Yds.	Avg.	LG	TD	2pt.	Pts.
Sep 11	at Buffalo	P	0	0	0.0	—	0	0	0
Sep 18	vs. Pittsburgh	P	2	7	3.5	4	0	0	0
Oct 2	at Cincinnati	S	6	88	14.7	20	0	0	0
Oct 9	vs. Tennessee	S	2	24	12.0	16	0	0	0
Oct 16	at Seattle	S	10	87	8.7	26	0	0	0
Oct 23	vs. Indianapolis	S	4	25	6.3	8†	1	0	6
Oct 30	vs. Cleveland*	S	5	64	12.8	29	0	0	0
Nov 6	at Jacksonville	S	1	7	7.0	7	0	0	0
Nov 13	at Indianapolis	P	2	29	14.5	16	1	0	6
Nov 20	vs. Kansas City	S	5	35	7.0	14	0	0	0
Nov 27	vs. St. Louis	S	5	38	7.6	14	0	0	0
Dec 4	at Baltimore	S	6	40	6.7	11	0	0	0
Dec 11	at Tennessee	S	1	1	1.0	1	0	0	0
Dec 18	vs. Arizona*	S	5	39	7.8	19	0	0	0
Dec 24	vs. Jacksonville	S	0	0	0.0	—	0	0	0
Jan 1	at San Francisco	S	1	8	8.0	8	0	0	0
Regular Season Totals			16/13	55	492	8.9	29	2	0

2006 NEW ENGLAND (12-4)			RECEIVING					SCORING	
Date	Opponent	P/S	No.	Yds.	Avg.	LG	TD	2pt.	Pts.
Games 1-5									
NOT WITH TEAM									
Oct 22	at Buffalo*	P	0	0	0.0	—	0	0	0
Oct 30	at Minnesota*	S	1	4	4.0	4	0	0	0
Nov 5	vs. Indianapolis	P	0	0	0.0	—	0	0	0
Nov 12	vs. N.Y. Jets	P	3	65	21.7	33	0	0	0
Nov 19	at Green Bay*	P	1	4	4.0	4	0	0	0
Nov 26	vs. Chicago*	S	0	0	0.0	—	0	0	0
Dec 3	vs. Detroit*	S	1	28	28.8	28	0	0	0
Dec 10	at Miami	P	0	0	0.0	—	0	0	0
Dec 14	vs. Houston*	S	1	6	6.0	6†	1	0	6
Dec 24	at Jacksonville*	S	3	26	8.7	12	0	0	0
Dec 31	at Tennessee*	S	1	9	9.0	9	0	0	0
Regular Season Totals			11/6	11	142	12.9	33	1	0
Jan 7	vs. N.Y. Jets*§	S	8	104	13.0	31	0	0	0
Jan 14	at San Diego*†	S	10	103	10.3	17	1	0	6
Jan 21	at Indianapolis#	S	3	37	12.3	17	1	0	6
Postseason Totals			3/3	21	244	11.6	31	2	0

§AFC Wild Card Game; †AFC Divisional Playoff Game; #AFC Championship Game

2007 NEW ENGLAND (16-0)			RECEIVING					SCORING	
Date	Opponent	P/S	No.	Yds.	Avg.	LG	TD	2pt.	Pts.
Sep 9	at N.Y. Jets*	P	1	5	5.0	5	0	0	0
Sep 16	vs. San Diego*	P	1	6	6.0	6	0	0	0
Sep 23	vs. Buffalo*	P	2	15	7.5	11	1	0	6
Oct 1	at Cincinnati*	P	0	0	0.0	—	0	0	0
Oct 7	vs. Cleveland*	P	1	5	5.0	5	0	0	0
Oct 14	at Dallas*	P	2	16	8.0	10	0	0	0
Oct 21	at Miami*	P	1	12	12.0	12	0	0	0
Oct 28	vs. Washington*	P	4	39	9.8	21	0	0	0
Nov 4	at Indianapolis*	S	0	0	0.0	—	0	0	0
Nov 18	at Buffalo*	S	3	44	14.7	31	0	0	0
Nov 25	vs. Philadelphia*	S	6	87	14.5	32	1	0	6
Dec 3	at Baltimore*	P	1	8	8.0	8†	1	0	6
Dec 9	vs. Pittsburgh*	S	7	122	17.4	56†	1	0	6
Dec 16	vs. N.Y. Jets*	S	2	8	4.0	4	0	0	0
Dec 23	vs. Miami*	S	5	82	16.4	48†	1	0	6
Dec 29	at N.Y. Giants*	S	0	0	0.0	—	0	0	0
Regular Season Totals			16/7	36	449	12.5	56†	5	0
Jan 12	vs. Jacksonville*†	S	3	26	8.7	13	0	0	0
Jan 20	vs. San Diego*#	P	1	12	12.0	12†	1	0	6
Feb 3	vs. N.Y. Giants§	P	0	0	0.0	—	0	0	0
Postseason Totals			3/1	4	38	9.5	13	1	0

†AFC Divisional Playoff Game; #AFC Championship Game; §Super Bowl XLIII

2008 NEW ENGLAND (11-5)			RECEIVING					SCORING	
Date	Opponent	P/S	No.	Yds.	Avg.	LG	TD	2pt.	Pts.
Sep 9	vs. Kansas City*	S	0	0	0.0	—	0	0	0
Sep 14	at N.Y. Jets*	P	0	0	0.0	—	0	0	0
Sep 21	vs. Miami	S	6	51	8.5	12	1	0	6
Oct 5	at San Francisco*	S	3	35	11.7	13	0	0	0
Oct 12	at San Diego	P	1	4	4.0	4	0	0	0
Oct 20	vs. Denver*	P	0	0	0.0	—	0	0	0
Oct 26	vs. St. Louis*	P	1	17	17.0	17	0	0	0
Nov 2	at Indianapolis	S	1	11	11.0	11	0	0	0
Nov 9	vs. Buffalo*	S	4	36	9.0	12	0	0	0
Nov 13	vs. N.Y. Jets	P	7	86	12.3	19†	1	1	8
Nov 23	at Miami*	S	5	88	17.6	23	0	0	0
Nov 30	vs. Pittsburgh	P	1	2	2.0	2	0	0	0
Dec 7	at Seattle*	P	4	48	12.0	28	0	0	0
Dec 14	at Oakland*	S	0	0	0.0	—	0	0	0
Dec 21	vs. Arizona*	S	5	90	18.0	37	0	0	0
Dec 28	at Buffalo*	P	0	0	0.0	—	0	0	0
Regular Season Totals			16/7	38	468	12.3	37	2	1

Did You Know?

Since the inception of the common NFL Draft in 1967, the Broncos have chosen multiple players from the same school in the same draft 25 times during those 43 years. Most recently, the Broncos selected Eddie Royal (WR) and Carlton Powell (DT) from Virginia Tech as well as Ryan Torain (RB) and Josh Barrett (S) from Arizona State in the 2008 NFL Draft.



ANDRÉ GOODMAN
 5-10 • 184 • 8TH YR. • SOUTH CAROLINA
 BORN: Aug. 11, 1978, in Greenville, S.C.
 HIGH SCHOOL: Greenville High School, Greenville, S.C.
 ACQUIRED: Unrestricted Free Agent (Miami), 2009
 NFL YEAR: 8th • YEAR WITH BRONCOS: 1st
 NFL GAMES PLAYED/STARTED: 87/55 • POSTSEASON: 1/1
CORNERBACK



GOODMAN AT A GLANCE:

- An eighth-year cornerback who enters his first season with the Broncos in 2009 after tying for sixth in the NFL with five interceptions as a 16-game starter for Miami in 2008.
- Tied for second in the league among cornerbacks in interceptions (5) for the Dolphins in 2008 while also tying for seventh among all NFL players with 19 pass breakups that season.
- Started 35 games (34 regular season, 1 postseason) with Miami during the last three years after spending his first four professional seasons (2002-05) with Detroit.
- Totaled at least 10 pass breakups in a season three times for his career.
- Received Miami's nomination for the Ed Block Courage Award in 2007 and was a 14-game starter for the club in 2006.
- Played at the University of South Carolina, where he was a two-year starter.
- Joined the Broncos as an unrestricted free agent on March 3, 2009.
- Selected by Detroit in the third round (68th overall) of the 2002 NFL Draft.

CAREER TRANSACTIONS: Signed by Detroit as a draft choice 7/17/02; Placed on injured reserve (shoulder) by Detroit 9/25/03; Signed by Miami as an unrestricted free agent 3/13/06; Placed on injured reserve (left shoulder) by Miami 12/27/06; Placed on injured reserve (left shoulder) by Miami 12/26/07; Signed by Denver as an unrestricted free agent 3/3/09.



2008: Goodman started all 16 games for the first time in his career and registered personal bests in both interceptions (5-53 yds.) and pass breakups (19)... Tied for sixth in the NFL (second among cornerbacks) with five interceptions and tied for seventh in the league with 19 pass breakups... Added 39 tackles (33 solo), one forced fumble and one fumble recovery... Made his NFL postseason debut in an AFC Wild Card Playoff Game vs. Bal. (1/4)... Had a career-high two interceptions off Brett Favre passes at NYJ (12/28) in the regular-season finale.

2007: Goodman saw time in 13 games (4 starts) for Miami, totaling 20 tackles (15 solo), two interceptions (23 yds.) and four pass breakups... Received the Dolphins' nomination for the Ed Block Courage Award... Placed on injured reserve on Dec. 26 due to a left shoulder injury.

2006: Goodman played 15 games (14 starts) in his first season with Miami and had 36 tackles (23 solo), nine pass breakups, two fumble recoveries and one forced fumble... Added six tackles on special teams... Placed on injured reserve on Dec. 27 with a left shoulder injury.

2005: Goodman appeared in 15 games (8 starts) for Detroit and registered 41 tackles (37 solo) along with three interceptions (17 yds.) and 11 pass breakups... Also had one fumble recovery and six tackles on special teams... Had three six-tackle performances for the season.

2004: Goodman played 11 games (4 starts) for the Lions, totaling 24 tackles (19 solo), one interception (0 yds.), two pass breakups and one forced fumble... Inactive for four games and did not play in a fifth due to a thigh injury.

2003: Goodman was limited to three games (all starts) with the Lions due to a shoulder injury and finished the year with 11 tackles (all solo) and two pass breakups... Placed on injured reserve on Sept. 25.

GOODMAN'S INTs BY QUARTERBACK

*denotes win (Goodman's teams are 5-6, including postseason, in games in which he records an interception.)

QB	INTs	Dates
Brett Favre	2	at NYJ, 12/28/08*
Matt Schaub	2	1 at Hou., 10/7/07, 1 at Hou., 10/12/08
Marc Bulger	1	at StL., 11/30/08*
Daunte Culpepper	1	vs. Min., 12/29/02
Trent Dilfer	1	at Cle., 10/23/05*
A.J. Feeley	1	at Phi., 11/18/07
Rex Grossman	1	at Chi., 9/12/04*
Carson Palmer	1	vs. Cin., 12/18/05
Ben Roethlisberger	1	at Pit., 1/1/06
Tyler Thigpen	1	at K.C., 12/21/08*

2002: Selected by Detroit in the third round (68th overall) of the 2002 NFL Draft, Goodman played 14 games (6 starts) as a rookie, totaling 42 tackles (34 solo) and one interception (2 yds.) for the Lions... Added 13 pass breakups and one fumble recovery... Intercepted his first career pass off a Daunte Culpepper throw vs. Min. (12/29).

COLLEGE: Goodman started during his final two seasons at the University of South Carolina, where he had 86 tackles, four interceptions and 20 pass breakups for his career... Started at left cornerback as a senior, totaling 43 tackles, three interceptions and eight pass breakups.

GOODMAN ONE OF NFL'S MOST PRODUCTIVE CORNERS IN 2008

MOST INTERCEPTIONS, NFL, 2008					MOST PASS BREAKUPS, NFL, 2008				
Player	Pos.	INTs	Player	Pos.	PBUs				
1. Ed Reed, Bal.	S	9	1. Leon Hall, Cin.	CB	24				
2. Nick Collins, G.B.	S	7	Carlos Rogers, Was.	CB	24				
Michael Griffin, Ten.	S	7	Asante Samuel, Phi.	CB	24				
Troy Polamalu, Pit.	S	7	Corey Webster, NYG	CB	24				
Charles Woodson, G.B.	CB	7	5. DeAngelo Hall, Was./Oak.	CB	21				
6. André Goodman, Mia.	CB	5	6. Ron Bartell, StL.	CB	20				
Seven Players		5	7. André Goodman, Mia.	CB	19				
			Four Players		19				

PERSONAL: Goodman was an all-state selection at Greenville High School in Greenville, S.C., where he played defensive back and wide receiver... Participated in the North-South All-Star Game... Competed in the 100-meter and 200-meter events as a track athlete... Participated in the NFL Business Management and Entrepreneurial Program during the 2007 offseason at the Harvard School of Business... Majored in entertainment management at South Carolina... Married to Shana, and the couple has two sons (Fabian and André II) and one daughter (Kennedy)... André Goodman was born on Aug. 11, 1978, in Greenville, S.C.

GOODMAN'S REGULAR SEASON RECORD

Year	Club	G	S	UT	A	TT	S-Yds.	I-Yds.	PD	FF	FR	TD-Int.	TD-FR	S	Pts.
2002	Detroit	14	6	34	8	42	0-0	1-2	13	0	1	0	0	0	0
2003	Detroit	3	3	11	0	11	0-0	0-0	2	0	0	0	0	0	0
2004	Detroit	11	4	19	5	24	0-0	1-0	2	1	0	0	0	0	0
2005	Detroit	15	8	37	4	41	0-0	3-17	11	0	1	0	0	0	0
2006	Miami	15	14	23	13	36	0-0	0-0	9	1	2	0	0	0	0
2007	Miami	13	4	15	5	20	0-0	2-23	4	0	0	0	0	0	0
2008	Miami	16	16	33	6	39	0-0	5-53	19	1	1	0	0	0	0
CAREER TOTALS		87	55	172	41	213	0-0	12-95	60	3	5	0	0	0	0

ADDITIONAL STATISTICS: Special teams tackles — 2002 (4), 2004 (5), 2005 (6), 2006 (6), TOTAL (21).

GOODMAN'S POSTSEASON RECORD

Year	Club	G	S	UT	A	TT	S-Yds.	I-Yds.	PD	FF	FR	TD-Int.	TD-FR	S	Pts.
2008	Miami	1	1	1	0	1	0-0	0-0	0	0	0	0	0	0	0
CAREER TOTALS		1	1	1	0	1	0-0	0-0	0	0	0	0	0	0	0

GOODMAN'S SINGLE GAME HIGHS

(Postseason in parentheses)

Interceptions — 2 at N.Y. Jets, 12/28/08 (none). **Interception return yards** — 55 at Kansas City, 12/21/08 (none). **Sacks** — None (none). **Sack yards** — None (none).

GOODMAN'S MULTIPLE-INTERCEPTION GAMES (1)

*denotes win (Goodman's teams are 1-0 when he records more than one interception in a game.)

Date	Opponent	I-Yds.
12/28/08	at N.Y. Jets*	2-3

ANDRÉ GOODMAN'S CAREER GAME-BY-GAME

(Victories asterisked)

2002 DETROIT (3-13)		TACKLES													
Date	Opponent	P/S	UT	A	TT	S-Yds.	I-Yds.	PD	FF	FR					
Games 1-2															
Sep 22	vs. Green Bay	P	4	0	4	0-0	0-0	1	0	0	INACTIVE				
Sep 29	vs. New Orleans*	S	4	1	5	0-0	0-0	1	0	0					
Oct 13	at Minnesota	S	1	0	1	0-0	0-0	0	0	0					
Oct 20	vs. Chicago*	S	1	0	1	0-0	0-0	1	0	0					
Oct 27	at Buffalo	P	1	1	2	0-0	0-0	0	0	0					
Nov 3	vs. Dallas*	P	3	0	3	0-0	0-0	0	0	0					
Nov 10	at Green Bay	P	3	1	4	0-0	0-0	2	0	0					
Nov 17	vs. N.Y. Jets	P	1	1	2	0-0	0-0	1	0	0					
Nov 24	at Chicago	P	1	0	1	0-0	0-0	2	0	0					
Nov 28	vs. New England	P	0	1	1	0-0	0-0	0	0	0					
Dec 8	at Arizona	P	3	0	3	0-0	0-0	0	0	0					
Dec 15	vs. Tampa Bay	S	4	3	7	0-0	0-0	1	0	0					
Dec 22	at Atlanta	S	3	0	3	0-0	0-0	2	0	1					
Dec 29	vs. Minnesota	S	5	0	5	0-0	1-2	2	0	0					
Regular Season Totals			14/6	34	8	42	0-0	1-2	13	0	1				
2003 DETROIT (5-11)		TACKLES													
Date	Opponent	P/S	UT	A	TT	S-Yds.	I-Yds.	PD	FF	FR					
Sep 7	vs. Arizona*	S	3	0	3	0-0	0-0	0	0	0					
Sep 14	at Green Bay	S	5	0	5	0-0	0-0	1	0	0					
Sep 21	vs. Minnesota	S	3	0	3	0-0	0-0	1	0	0					
Sep 28	at Denver	PLACED ON INJURED RESERVE (SHOULDER) 9/25/03													
Regular Season Totals			3/3	11	0	11	0-0	0-0	2	0	0				

2004 DETROIT (6-10)											
TACKLES											
Date	Opponent	P/S	UT	A	TT	S-Yds.	I-Yds	PD	FF	FR	
Sep 12	at Chicago*	P	5	1	6	0-0	1-0	1	0	0	
Games 2-5											
INACTIVE											
DID NOT PLAY											
Oct 24	at N.Y. Giants*										
Oct 31	at Dallas	P	0	0	0	0-0	0-0	0	0	0	
Nov 7	vs. Washington	P	0	0	0	0-0	0-0	0	0	0	
Nov 14	at Jacksonville	P	1	0	1	0-0	0-0	0	0	0	
Nov 21	at Minnesota	P	0	0	0	0-0	0-0	0	0	0	
Nov 25	vs. Indianapolis	P	0	0	0	0-0	0-0	0	0	0	
Dec 5	vs. Arizona*	P	3	0	3	0-0	0-0	0	0	0	
Dec 12	at Green Bay	S	2	4	6	0-0	0-0	0	0	0	
Dec 19	vs. Minnesota	S	3	0	3	0-0	0-0	0	0	0	
Dec 26	vs. Chicago*	S	4	0	4	0-0	0-0	1	1	0	
Jan 2	at Tennessee	S	1	0	1	0-0	0-0	0	0	0	
Regular Season Totals			11/4	19	5	24	0-0	1-0	2	1	0

2005 DETROIT (5-11)											
TACKLES											
Date	Opponent	P/S	UT	A	TT	S-Yds.	I-Yds	PD	FF	FR	
Sep 11	vs. Green Bay*	P	5	1	6	0-0	0-0	0	0	0	
Sep 18	at Chicago	P	0	1	1	0-0	0-0	0	0	0	
Oct 2	at Tampa Bay	S	6	0	6	0-0	0-0	0	0	0	
Oct 9	vs. Baltimore*	S	2	0	2	0-0	0-0	1	0	0	
Oct 16	vs. Carolina	S	5	0	5	0-0	0-0	2	0	0	
Oct 23	at Cleveland*	S	3	0	3	0-0	1-4	1	0	0	
Oct 30	vs. Chicago	S	6	0	6	0-0	0-0	0	0	0	
Nov 6	at Minnesota	S	2	0	2	0-0	0-0	0	0	0	
Nov 13	vs. Arizona*										
INACTIVE											
Nov 20	at Dallas	S	1	0	1	0-0	0-0	0	0	0	
Nov 24	vs. Atlanta	S	1	0	1	0-0	0-0	0	0	0	
Dec 4	vs. Minnesota	P	1	0	1	0-0	0-0	2	0	0	
Dec 11	at Green Bay	P	0	1	1	0-0	0-0	0	0	1	
Dec 18	vs. Cincinnati	P	3	1	4	0-0	1-21	2	0	0	
Dec 24	at New Orleans*	P	2	0	2	0-0	0-0	2	0	0	
Jan 1	at Pittsburgh	P	0	0	0	0-0	1-0	1	0	0	
Regular Season Totals			15/8	37	4	41	0-0	3-17	11	0	1

2006 MIAMI (6-10)											
TACKLES											
Date	Opponent	P/S	UT	A	TT	S-Yds.	I-Yds	PD	FF	FR	
Sep 7	at Pittsburgh	S	3	1	4	0-0	0-0	0	0	0	
Sep 17	vs. Buffalo	S	2	1	3	0-0	0-0	1	0	0	
Sep 24	vs. Tennessee*	S	1	1	2	0-0	0-0	1	0	1	
Oct 1	at Houston	S	1	0	1	0-0	0-0	0	0	0	
Oct 8	at New England	P	1	0	1	0-0	0-0	0	0	0	
Oct 15	at N.Y. Jets	S	1	0	1	0-0	0-0	0	0	0	
Oct 22	vs. Green Bay	S	0	2	2	0-0	0-0	1	0	0	
Nov 5	at Chicago*	S	1	2	3	0-0	0-0	1	0	1	
Nov 12	vs. Kansas City*	S	2	0	2	0-0	0-0	2	0	0	
Nov 19	vs. Minnesota*	S	0	5	5	0-0	0-0	0	0	0	
Nov 23	at Detroit*	S	2	0	2	0-0	0-0	1	0	0	
Dec 3	vs. Jacksonville	S	4	1	5	0-0	0-0	0	1	0	
Dec 10	vs. New England*	S	2	0	2	0-0	0-0	1	0	0	
Dec 17	at Buffalo	S	1	0	1	0-0	0-0	1	0	0	
Dec 25	vs. N.Y. Jets	S	2	0	2	0-0	0-0	0	0	0	
Dec 31	at Indianapolis										
PLACED ON INJURED RESERVE (LEFT SHOULDER) 12/27/06											
Regular Season Totals			15/14	23	13	36	0-0	0-0	9	1	2

2007 MIAMI (1-15)											
TACKLES											
Date	Opponent	P/S	UT	A	TT	S-Yds.	I-Yds	PD	FF	FR	
Games 1-2											
INACTIVE											
Sep 23	at N.Y. Jets	S	2	0	2	0-0	0-0	0	0	0	
Sep 30	vs. Oakland	P	0	0	0	0-0	0-0	0	0	0	
Oct 7	at Houston	P	0	0	0	0-0	1-18	1	0	0	
Oct 14	at Cleveland	P	1	0	1	0-0	0-0	0	0	0	
Oct 21	vs. New England	S	0	1	1	0-0	0-0	1	0	0	
Oct 28	vs. N.Y. Giants	P	1	0	1	0-0	0-0	1	0	0	
Nov 11	vs. Buffalo	P	0	0	0	0-0	0-0	0	0	0	
Nov 18	at Philadelphia	P	1	0	1	0-0	1-5	1	0	0	
Nov 26	at Pittsburgh	P	3	1	4	0-0	0-0	0	0	0	
Dec 2	vs. N.Y. Jets	S	3	1	4	0-0	0-0	0	0	0	
Dec 9	at Buffalo	P	0	2	2	0-0	0-0	0	0	0	
Dec 16	vs. Baltimore*	P	2	0	2	0-0	0-0	0	0	0	
Dec 23	at New England	S	2	0	2	0-0	0-0	0	0	0	
Dec 30	vs. Cincinnati										
PLACED ON INJURED RESERVE (LEFT SHOULDER) 12/26/07											
Regular Season Totals			13/4	15	5	20	0-0	2-23	4	0	0

2008 MIAMI (11-5)											
TACKLES											
Date	Opponent	P/S	UT	A	TT	S-Yds.	I-Yds	PD	FF	FR	
Sep 7	vs. N.Y. Jets		1	0	1	0-0	0-0	0	0	0	
Sep 14	at Arizona		1	0	1	0-0	0-0	1	0	0	
Sep 21	at New England*		3	3	6	0-0	0-0	0	0	0	
Oct 5	vs. San Diego*		3	0	3	0-0	0-0	1	0	0	
Oct 12	at Houston		2	1	3	0-0	1-0	1	0	0	
Oct 19	vs. Baltimore		4	0	4	0-0	0-0	0	0	0	
Oct 26	vs. Buffalo*		2	0	2	0-0	0-0	2	0	0	
Nov 2	at Denver*		4	0	4	0-0	0-0	0	0	0	
Nov 9	vs. Seattle*		0	1	1	0-0	0-0	1	0	0	
Nov 16	vs. Oakland*		2	0	2	0-0	0-0	0	0	0	
Nov 23	vs. New England		1	0	1	0-0	0-0	2	0	1	
Nov 30	at St. Louis*		1	0	1	0-0	1-5	2	0	0	
Dec 7	at Buffalo*		2	1	3	0-0	0-0	0	0	0	
Dec 14	vs. San Francisco*		1	0	1	0-0	0-0	0	0	0	
Dec 21	at Kansas City*		2	0	2	0-0	1-55	5	0	0	
Dec 28	at N.Y. Jets*		4	0	4	0-0	2-3	2	1	0	
Regular Season Totals			16/16	33	6	39	0-0	5-53	19	1	1
Jan 4	vs. Baltimore*		1	0	1	0-0	0-0	0	0	0	
Postseason Totals			1/1	1	0	1	0-0	0-0	0	0	0

SAFC Wild Card Game



BRANDON GORIN

6-6 • 309 • 8TH YR. • PURDUE

BORN: July 17, 1978, in Muncie, Ind.

HIGH SCHOOL: Southside High School, Muncie, Ind.

ACQUIRED: Unrestricted Free Agent (St. Louis), 2009

NFL YEAR: 8th • YEAR WITH BRONCOS: 1st

NFL GAMES PLAYED/STARTED: 42/26 • POSTSEASON: 7/5



77

TACKLE

GORIN AT A GLANCE:

- An eighth-year tackle who has started 31 overall games for his career with St. Louis (2007-08), Arizona (2006), New England (2002-05) and San Diego (2001).
- Played 38 total games (23 starts) during three years with the Patriots from 2003-05, helping the club post the NFL's best overall record (45-11 / .804) and win two Super Bowls during that time.
- Started 13 games (10 regular season, 3 postseason) for the Patriots' Super Bowl XXXIX-champion team in 2004 while blocking for running back Corey Dillon, who set a franchise single-season rushing record (1,635 yds.) that year.
- Spent the last two seasons with the Rams, including the 2007 campaign when he started eight of 11 games played for the club.
- Helped Purdue University average more than 450 yards of offense per game while starting 39 career games for the Boilermakers.
- Joined the Broncos as an unrestricted free agent on April 17, 2009.
- Selected by San Diego in the seventh round (201st overall) of the 2001 NFL Draft.

CAREER TRANSACTIONS: Signed by San Diego as a draft choice 6/21/01; Waived by San Diego 8/26/02; Signed by St. Louis (practice squad) 9/3/02; Waived by St. Louis 9/4/02; Signed by New England (practice squad) 9/5/02; Signed by New England to a future contract 1/6/03; Traded to Arizona 8/22/06; Released by Arizona 9/1/07; Signed by St. Louis 9/12/07; Signed by St. Louis as an unrestricted free agent 3/17/08; Placed on injured reserve (shoulder) by St. Louis 8/19/08; Signed by Denver as an unrestricted free agent 4/17/09.



2008: Gorin injured his shoulder in St. Louis' preseason opener at Ten. (8/9) and was placed on injured reserve by the club on Aug. 19.

2007: Gorin played 11 games (8 starts) for the Rams, starting eight of their final nine games at right tackle... Committed just one penalty (5 yds.) for the season... Inactive for two contests and did not play in two others... Spent training camp with Arizona but was released on Sept. 1... Signed by St. Louis on Sept. 12.

2006: Gorin spent the year on Arizona's active roster and was inactive for 14 games while not playing in two other contests... Acquired by Arizona on Aug. 22 in a trade from New England for a sixth-round draft choice.

2005: Gorin played 11 games (8 starts) for the Patriots in the regular season and started both postseason contests for the club... Started New England's final 10 games of the year (8 regular season, 2 playoff).

2004: Gorin registered career highs in games played (14) and starts (10) for the Super Bowl XXXIX-champion Patriots... Started all three of the club's postseason games, including its Super Bowl XXXIX win vs. Phi. (2/6)... Helped running back Corey Dillon set the Patriots' single-season rushing record with 1,635 yards.

2003: Gorin played six games (0 starts) for New England in the regular season before appearing in two playoff contests for the club... Did not play in the Patriots' Super Bowl XXXVIII win vs. Car. (2/1)... Made his NFL debut vs. NYG (10/12).

2002: Gorin spent most of the regular season on New England's practice squad after the Patriots signed him on Sept. 5... Competed in training camp with San Diego but was waived on Aug. 26... Signed with St. Louis' practice squad on Sept. 3 and was waived on Sept. 4 before joining the Patriots a day later.

2001: Selected by San Diego in the seventh round (201st overall) of the 2001 NFL Draft, Gorin was inactive for all 16 games with the Chargers as a rookie.

COLLEGE: Gorin was a three-year starter at Purdue University, starting 39 games for his career... Helped the Boilermakers average more than 450 yards of offense per game as a starter... Started every game at right tackle as a senior, helping Purdue surrender only seven sacks on the season... Earned All-Big Ten Conference academic honors as a sophomore... Moved to the offensive line after beginning his collegiate career on the defensive line.

PERSONAL: Gorin received first-team all-state honors as a defensive tackle for Southside High School in Muncie, Ind.... Played on Southside's nationally ranked basketball team and competed in track and field as a discus thrower... Ranked second in his high school graduating class with a 3.8 GPA... He and his wife, Julie, have a son, Cameron... Brandon Michael Gorin was born on July 17, 1978, in Muncie, Ind.

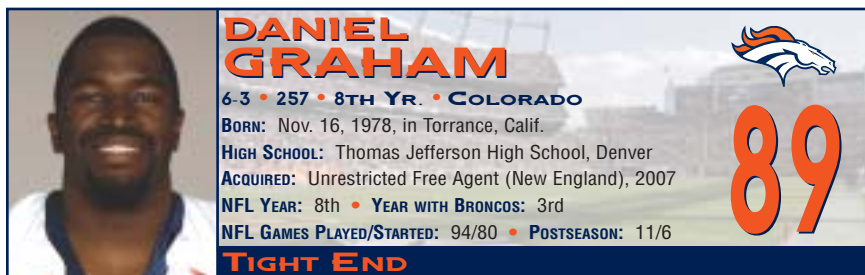
GORIN'S REGULAR SEASON RECORD

Year	Club	G	S
2001	San Diego	0	0
2002	N.E./Stl.	PRACTICE SQUAD	
2003	New England	6	0
2004	New England	14	10
2005	New England	11	8
2006	Arizona	0	0
2007	St. Louis	11	8
2008	St. Louis	INJURED RESERVE	
CAREER TOTALS		42	26

ADDITIONAL STATISTICS: Miscellaneous tackles — 2007 (1), TOTAL (1).

GORIN'S POSTSEASON RECORD

Year	Club	G	S
2003	New England	2	0
2004	New England	3	3
2005	New England	2	2
CAREER TOTALS		7	5



DANIEL GRAHAM
 6-3 • 257 • 8TH YR. • COLORADO
 BORN: Nov. 16, 1978, in Torrance, Calif.
 HIGH SCHOOL: Thomas Jefferson High School, Denver
 ACQUIRED: Unrestricted Free Agent (New England), 2007
 NFL YEAR: 8th • YEAR WITH BRONCOS: 3rd
 NFL GAMES PLAYED/STARTED: 94/80 • POSTSEASON: 11/6
TIGHT END

GRAHAM AT A GLANCE:

- An eighth-year tight end who enters his third year with the Broncos after spending his first five seasons in New England, where he helped the Patriots to victories in Super Bowl XXXVIII (2003 season) and Super Bowl XXXIX (2004 season).
- Owns 11 games of playoff experience (6 starts), including three AFC Championship Games and two Super Bowls.
- Started all 31 games played in two seasons with the Broncos from 2007-08, totaling 56 catches for 635 yards (11.3 avg.) with six touchdowns while blocking for an offense that ranked third in the NFL (1st in AFC) in yards per rush (4.7) during that period.
- Established himself as one of the NFL's best blocking tight ends as part of a New England offense that ranked fifth in the league in rushing touchdowns (51) from 2004-06.
- Helped the Patriots capture the AFC East title for the fourth consecutive season in 2006 with 21 receptions for 235 yards (11.2 avg.) and two touchdowns as an 11-game starter.
- Set a career high with seven touchdown receptions for New England in 2004 that tied for the second most among NFL tight ends that season.

- Received consensus first-team All-America honors and was named the John Mackey Award winner (nation's best tight end) as a senior at the University of Colorado.
- Became the second member of his family to play for the Broncos, joining his father, Tom, who played linebacker for Denver from 1972-74.
- Joined the Broncos as an unrestricted free agent on March 9, 2007.
- Selected by New England in the first round (21st overall) of the 2002 NFL Draft.

CAREER TRANSACTIONS: Signed by New England as a draft choice 7/23/02; Placed on injured reserve by New England 12/24/02; Signed by Denver as an unrestricted free agent 3/9/07.

2008: Graham, who served as a team captain, started all 16 games for the first time in his career and caught 32 passes for 389 yards (12.2 avg.) with four touchdowns for the Broncos... Four receiving touchdowns ranked fifth among AFC tight ends and were his highest season total in four years... Blocked for a Denver offense that, despite placing seven running backs on injured reserve, ranked third in the league in yards per rush (4.8).

2007: Graham started all 15 games played during his first season with the Broncos, totaling 24 receptions for 246 yards (10.3 avg.) with two touchdowns... Blocked for a Denver offense that ranked fifth in the NFL in yards per rush (4.6) and ninth in rushing yards (122.3 ypg.)... Inactive (ankle) for the season finale vs. Min. (12/30).

2006: Graham served as an offensive captain for New England and played 12 games (11 starts), recording 21 catches for 235 yards (11.2 avg.) with two touchdowns... Added four catches for 64 yards (16.0 avg.) with one touchdown in three postseason games (2 starts).

2005: Graham played 11 games (9 starts) for New England and had 16 receptions for 235 yards (14.7 avg.) with three touchdowns... Saw time in both postseason games (1 start), posting one catch for 18 yards... Had a career-best 119 receiving yards on five catches (23.8 avg.) with a 45-yard touchdown at Atl. (10/9).

2004: Graham tied for the Patriots' lead with a career-high seven touchdown catches while placing fourth on the club with 30 receptions for 364 yards (12.1 avg.) in 14 games (14 starts)... Seven touchdown catches tied for the second most among league tight ends for the year... Played in all three postseason games (2 starts), finishing the playoffs with three catches for 16 yards for the Super Bowl XXXIX-champion Patriots... Caught at least one pass in the Patriots' first six games, compiling 18 catches for 180 yards with five touchdowns during that stretch.

2003: Graham played 14 games (9 starts) and had a career-high 38 catches for a personal-best 409 yards (10.8 avg.) while tying for second on the Patriots with four touchdowns... Also played in the team's three postseason games, including a start in Super Bowl XXXVIII vs. Car. (2/1), and finished the playoffs with five catches for 45 yards.

2002: Selected by New England in the first round (21st overall) of the 2002 NFL Draft, Graham played 12 games (6 starts) as a rookie, totaling 15 receptions for 150 yards (10.0 avg.) with one touchdown... Earned Pepsi Rookie of the Week accolades for his performance at Buf. (11/3) when he made three catches for 68 yards... Placed on injured reserve on Dec. 24.

COLLEGE: Graham received the John Mackey Award (nation's top tight end) and became the University of Colorado's 25th consensus first-team All-America selection as a senior in 2001 after leading all tight ends in the nation with 753 receiving yards and six touchdowns... Ranked second among tight ends in the nation with 51 receptions as a senior while also receiving first-team All-Big 12 Conference honors that year... Finished his career at Colorado with 106 receptions for 1,543 yards (14.6 avg.) with 11 touchdowns as a Buffalo.

PERSONAL: Graham was a PrepStar All-American and was chosen as a SuperPrep All-Midlands team member at Thomas Jefferson High School in Denver... Earned the Randy Brewer Award, given annually by the school to its most inspirational player in honor of the school's late coach, as a senior... Made 33 catches for 741 yards (22.5 avg.) with six touchdowns as a senior while collecting 29 tackles (15 solo) with 12 sacks in seven starts at outside linebacker... Graham's father, Tom, played collegiately at Oregon (where he finished his career as the school's all-time leading tackler) and professionally for the Broncos (1972-74) as a linebacker... Father saw time in 33 games (23 starts) during three seasons with the Broncos... Daniel's twin brother, Josh, played football at North Carolina and his older brother, Phillip, played defensive back at Colorado State in the late 1980s... Lettered three times in basketball in high school, averaging 17 points and 10 rebounds in six games as a senior... Owned a 3.2 grade point average in high school and received the Junior Class Academic Award (highest GPA of all juniors)... Majored in ethnic studies at Colorado... Daniel Graham was born on Nov. 16, 1978, in Torrance, Calif.

GRAHAM'S REGULAR SEASON RECORD

Year	Club	G	S	RECEIVING				SCORING				2pt.	Pts.	
				No.	Yds.	Avg.	LG	TD	TD	TDr	TDP			TDrT
2002	New England	12	6	15	150	10.0	31	1	1	0	1	0	0	6
2003	New England	14	9	38	409	10.8	38	4	4	0	4	0	0	24
2004	New England	14	14	30	364	12.1	48	7	7	0	7	0	0	42
2005	New England	11	9	16	235	14.7	45t	3	3	0	3	0	0	18
2006	New England	12	11	21	235	11.2	29	2	2	0	2	0	0	12
2007	Denver	15	15	24	246	10.3	28	2	2	0	2	0	0	12
2008	Denver	16	16	32	389	12.2	28t	4	4	0	4	0	0	24
CAREER TOTALS		94	80	176	2,028	11.5	48	23	23	0	23	0	0	138
BRONCOS TOTALS		31	31	56	635	11.3	28t	6	6	0	6	0	0	36

ADDITIONAL STATISTICS: Special teams tackles — 2002 (4), 2003 (3), 2005 (1), TOTAL (8). Miscellaneous tackles — 2004 (3), 2005 (1), 2006 (1), 2007 (1), TOTAL (6).

GRAHAM'S POSTSEASON RECORD

Year	Club	RECEIVING					SCORING						
		G	S	No.	Yds.	Avg.	LG	TD	TD	TDr	TDP	2pt.	Pts.
2003	New England	3	1	5	45	9.0	33	0	0	0	0	0	0
2004	New England	3	2	3	16	5.3	10	0	0	0	0	0	0
2005	New England	2	1	1	18	18.0	18	0	0	0	0	0	0
2006	New England	3	2	4	64	16.0	25	1	1	0	1	0	6
CAREER TOTALS		11	6	13	143	11.0	33	1	1	0	1	0	6

ADDITIONAL STATISTICS: Special teams tackles — 2006 (1), TOTAL (1).

GRAHAM'S SINGLE GAME HIGHS

(Postseason in parentheses)

Receptions — 7, twice, last vs. Indianapolis, 9/9/04 (4 vs. Carolina, 2/1/04). **Receiving yards** — 119 at Atlanta, 10/9/05 (46 vs. Carolina, 2/1/04). **Receiving touchdowns** — 2 at Arizona, 9/19/04 (1 vs. N.Y. Jets, 1/7/07). **Longest reception** — 48 at Kansas City, 11/22/04 (33 vs. Carolina, 2/1/04).

GRAHAM'S 100-YARD RECEIVING GAMES (2)

*denotes win (Graham's teams are 2-0 when he records 100 or more yards receiving in a game.)

Date	Opponent	Rec.	Yds.	Avg.	LG	TD
10/26/03	vs. Cleveland*	7	110	15.7	38	0
10/9/05	at Atlanta*	5	119	23.8	45t	1

DANIEL GRAHAM'S CAREER GAME-BY-GAME

(Victories asterisked)

2002 NEW ENGLAND (9-7)			RECEIVING					SCORING	
Date	Opponent	S/P	No.	Yds.	Avg.	LG	TD	2pt.	Pts.
Sep 9	vs. Pittsburgh*	S	0	0	0.0	—	0	0	0
Sep 15	at N.Y. Jets*	P	1	-6	-6.0	-6	0	0	0
Sep 22	vs. Kansas City*	S	1	18	18.0	18t	1	0	6
Sep 29	at San Diego	S	2	20	10.0	15	0	0	0
Games 5-7									
Nov 3	at Buffalo*	P	3	68	22.7	31	0	0	0
Nov 10	at Chicago*	S	2	1	0.5	3	0	0	0
Nov 17	at Oakland	P	0	0	0.0	—	0	0	0
Nov 24	vs. Minnesota*	P	1	17	17.0	17	0	0	0
Nov 28	at Detroit*	P	1	16	16.0	16	0	0	0
Dec 8	vs. Buffalo*	S	2	8	4.0	6	0	0	0
Dec 16	at Tennessee	S	2	8	4.0	5	0	0	0
Dec 22	vs. N.Y. Jets	P	0	0	0.0	—	0	0	0
Dec 29	vs. Miami*	P	0	0	0.0	—	0	0	0
PLACED ON INJURED RESERVE 12/24/02									
Regular Season Totals		12/6	15	150	10.0	31	1	0	6

2003 NEW ENGLAND (14-2)			RECEIVING					SCORING	
Date	Opponent	P/S	No.	Yds.	Avg.	LG	TD	2pt.	Pts.
Sep 7	at Buffalo	P	1	1	1.0	1	0	0	0
Sep 14	at Philadelphia*	P	1	3	3.0	3	0	0	0
Sep 21	vs. N.Y. Jets*	S	2	37	18.5	31	0	0	0
Sep 28	at Washington	S	3	54	18.0	22	0	0	0
Games 5-6									
Oct 19	at Miami*	S	2	9	4.5	7	0	0	0
Oct 26	vs. Cleveland*	P	7	110	15.7	38	0	0	0
Nov 3	at Denver*	S	4	39	9.8	17	1	0	6
Nov 16	vs. Dallas*	S	1	5	5.0	5	0	0	0
Nov 23	at Houston*	S	4	53	13.3	33	1	0	6
Nov 30	at Indianapolis*	S	0	0	0.0	—	0	0	0
Dec 7	vs. Miami*	S	6	24	4.0	13	0	0	0
Dec 14	vs. Jacksonville*	P	5	69	13.8	30	1	0	6
Dec 20	at N.Y. Jets*	S	1	4	4.0	4	0	0	0
Dec 27	vs. Buffalo*	P	1	1	1.0	1t	1	0	6
Regular Season Totals		14/9	38	409	10.8	38	4	0	24
Jan 10	vs. Tennessee*†	P	1	-1	-1.0	-1	0	0	0
Jan 18	vs. Indianapolis*#	P	0	0	0.0	—	0	0	0
Feb 1	vs. Carolina*§	S	4	46	11.5	33	0	0	0
Postseason Totals		3/1	5	45	9.0	33	0	0	0

†AFC Divisional Playoff Game; #AFC Championship Game; §Super Bowl XXXVIII

DID YOU KNOW?

The Broncos have had 30 players from the University of Colorado appear on their roster, marking the most of any school in the country. Former CU Buffaloes have combined to play a franchise-high 1,075 regular-season games for the Broncos in the club's 49 seasons of professional football.

2004 NEW ENGLAND (14-2)			RECEIVING					SCORING	
Date	Opponent	P/S	No.	Yds.	Avg.	LG	TD	2pt.	Pts.
Sep 9	vs. Indianapolis*	S	7	57	8.1	21	1	0	6
Sep 19	at Arizona*	S	2	21	10.5	19t	2	0	12
Oct 3	at Buffalo*	S	2	35	17.5	33	1	0	6
Oct 10	vs. Miami*	S	1	1	1.0	1t	1	0	6
Oct 17	vs. Seattle*	S	4	45	11.3	24	0	0	0
Oct 24	vs. N.Y. Jets*	S	2	21	10.5	15	0	0	0
Oct 31	at Pittsburgh	S	0	0	0.0	—	0	0	0
Nov 7	at St. Louis*	S	0	0	0.0	—	0	0	0
Nov 14	vs. Buffalo*	S	1	9	9.0	9	0	0	0
Nov 22	at Kansas City*	S	3	83	27.7	48	0	0	0
Nov 28	vs. Baltimore*	S	2	24	12.0	22	0	0	0
Dec 5	at Cleveland*	S	1	14	14.0	14	0	0	0
Dec 12	vs. Cincinnati*	S	0	0	0.0	—	0	0	0
Dec 20	at Miami	S	3	24	8.0	12	1	0	6
Dec 26	at N.Y. Jets*	S	2	30	15.0	16t	1	0	6
Jan 2	vs. San Francisco*	S	0	0	0.0	—	0	0	0
Regular Season Totals		14/14	30	364	12.1	48	7	0	42
Jan 16	vs. Indianapolis*†	P	1	10	10.0	10	0	0	0
Jan 23	at Pittsburgh*#	S	1	-1	-1.0	-1	0	0	0
Feb 6	vs. Philadelphia*§	S	1	7	7.0	7	0	0	0
Postseason Totals		3/2	3	16	5.3	10	0	0	0

†AFC Divisional Playoff Game; #AFC Championship Game; §Super Bowl XXXIX

2005 NEW ENGLAND (10-6)			RECEIVING					SCORING	
Date	Opponent	P/S	No.	Yds.	Avg.	LG	TD	2pt.	Pts.
Sep 8	vs. Oakland*	S	1	17	17.0	17	0	0	0
Sep 18	at Carolina	S	1	1	1.0	1t	1	0	6
Sep 25	at Pittsburgh*	S	0	0	0.0	—	0	0	0
Oct 2	vs. San Diego	S	0	0	0.0	—	0	0	0
Oct 9	at Atlanta*	S	5	119	23.8	45t	1	0	6
Oct 16	at Denver	S	1	5	5.0	5	0	0	0
Oct 30	vs. Buffalo*	S	1	15	15.0	15	0	0	0
Nov 7	vs. Indianapolis	S	5	41	8.2	31t	1	0	6
Nov 13	at Miami*	S	0	0	0.0	—	0	0	0
Nov 20	vs. New Orleans*	P	0	0	0.0	—	0	0	0
Nov 27	at Kansas City	S	2	37	18.5	22	0	0	0
Games 12-13									
Dec 17	vs. Tampa Bay*	P	0	0	0.0	—	0	0	0
Games 15-16									
Regular Season Totals		11/9	16	235	14.7	45t	3	0	18
Jan 7	vs. Jacksonville*§	P	0	0	0.0	—	0	0	0
Jan 14	at Denver†	S	1	18	18.0	18	0	0	0
Postseason Totals		2/1	1	18	18.0	18	0	0	0

§AFC Wild Card Game; †AFC Divisional Playoff Game

2006 NEW ENGLAND (12-4)			RECEIVING					SCORING	
Date	Opponent	P/S	No.	Yds.	Avg.	LG	TD	2pt.	Pts.
Sep 10	vs. Buffalo*	S	1	23	23.0	23	0	0	0
Sep 17	at N.Y. Jets*	S	1	29	29.0	29	0	0	0
Sep 24	vs. Denver	S	2	19	9.5	12	0	0	0
Oct 1	at Cincinnati*	S	4	34	8.5	15	1	0	6
Games 5-8									
Nov 12	vs. N.Y. Jets	S	1	6	6.0	6	0	0	0
Nov 19	at Green Bay*	S	1	2	2.0	2	1	0	6
Nov 26	vs. Chicago*	S	1	25	25.0	25	0	0	0
Dec 3	vs. Detroit*	S	2	24	12.0	15	0	0	0
Dec 10	at Miami	S	4	23	5.8	8	0	0	0
Dec 17	vs. Houston*	S	0	0	0.0	—	0	0	0
Dec 24	at Jacksonville*	P	3	44	14.7	19	0	0	0
Dec 31	at Tennessee*	S	1	6	6.0	6	0	0	0
Regular Season Totals		12/11	21	235	11.2	29	2	0	12
Jan 7	vs. N.Y. Jets*§	S	1	1	1.0	1t	1	0	6
Jan 14	at San Diego*†	P	2	38	19.0	19	0	0	0
Jan 21	at Indianapolis#	S	1	25	25.0	25	0	0	0
Postseason Totals		3/2	4	64	16.0	25	1	0	6

§AFC Wild Card Game; †AFC Divisional Playoff Game; #AFC Championship Game

DID YOU KNOW?


The Broncos' seven AFC Championship Game appearances during Pat Bowlen's 25 years of ownership (1984-2008) are more than the combined conference title game appearance totals of their three AFC West rivals. Oakland, San Diego and Kansas City have combined to play in six AFC Championship Games since 1984.

2007 DENVER (7-9)			RECEIVING				SCORING		
Date	Opponent	P/S	No.	Yds.	Avg.	LG	TD	2pt.	Pts.
Sep 9	at Buffalo*	S	3	23	7.7	23	0	0	0
Sep 16	vs. Oakland*	S	1	9	9.9	9	0	0	0
Sep 23	vs. Jacksonville	S	0	0	0.0	—	0	0	0
Sep 30	at Indianapolis	S	4	35	8.8	14	0	0	0
Oct 7	vs. San Diego	S	2	10	5.0	5	0	0	0
Oct 21	vs. Pittsburgh*	S	1	9	9.0	9	0	0	0
Oct 29	vs. Green Bay	S	2	20	10.0	12	0	0	0
Nov 4	at Detroit	S	3	42	14.0	21	0	0	0
Nov 11	at Kansas City*	S	2	20	10.0	18t	1	0	6
Nov 19	vs. Tennessee*	S	2	20	10.0	12	0	0	0
Nov 25	at Chicago	S	0	0	0.0	—	0	0	0
Dec 2	at Oakland	S	0	0	0.0	—	0	0	0
Dec 9	vs. Kansas City*	S	3	55	18.3	28	1	0	6
Dec 13	at Houston	S	1	2	2.0	2	0	0	0
Dec 24	at San Diego	S	0	0	0.0	—	0	0	0
Dec 30	vs. Minnesota*	S	0	0	0.0	—	0	0	0


Regular Season Totals	15/15	24	246	10.3	28	2	0	12
------------------------------	--------------	-----------	------------	-------------	-----------	----------	----------	-----------

2008 DENVER (8-8)			RECEIVING				SCORING		
Date	Opponent	P/S	No.	Yds.	Avg.	LG	TD	2pt.	Pts.
Sep 8	at Oakland*	S	0	0	0.0	—	0	0	0
Sep 14	vs. San Diego*	S	2	22	11.0	13	0	0	0
Sep 21	vs. New Orleans*	S	1	21	21.0	21	0	0	0
Sep 28	at Kansas City	S	3	29	9.7	21	0	0	0
Oct 5	vs. Tampa Bay*	S	1	10	10.0	10	0	0	0
Oct 12	vs. Jacksonville	S	1	11	11.0	11t	1	0	6
Oct 20	at New England	S	2	27	13.5	17	1	0	6
Nov 2	vs. Miami	S	1	23	23.0	23	0	0	0
Nov 6	at Cleveland*	S	3	50	16.7	28t	1	0	6
Nov 16	at Atlanta*	S	1	9	9.0	9t	1	0	6
Nov 23	vs. Oakland	S	0	0	0.0	—	0	0	0
Nov 30	at N.Y. Jets*	S	6	59	9.8	20	0	0	0
Dec 7	vs. Kansas City*	S	3	32	10.7	25	0	0	0
Dec 14	at Carolina	S	3	25	8.3	16	0	0	0
Dec 21	vs. Buffalo	S	3	52	17.3	24	0	0	0
Dec 28	at San Diego	S	2	19	9.5	10	0	0	0

Regular Season Totals	16/16	32	389	12.2	28t	4	0	24
------------------------------	--------------	-----------	------------	-------------	------------	----------	----------	-----------



LOUIS GREEN
 6-3 • 237 • 6TH YR. • ALCORN STATE
 BORN: Sept. 23, 1979, in Vicksburg, Miss.
 HIGH SCHOOL: Jefferson County High School, Fayette, Miss.
 ACQUIRED: Free Agent, 2003
 NFL YEAR: 6th • YEAR WITH BRONCOS: 6th
 NFL GAMES PLAYED/STARTED: 64/0 • POSTSEASON: 3/0



52

INSIDE LINEBACKER

GREEN AT A GLANCE:

- A sixth-year inside linebacker who represents the Broncos' longest-tenured current defensive player and has totaled the second-most special-teams tackles (36) among Denver players since first seeing action for the club in 2004.
- Appeared in at least 12 games for the Broncos during each of the last four seasons, including the 2008 campaign when he had six defensive tackles (4 solo) and five special-teams stops in 12 contests.
- Ranked second on Denver with nine special-teams tackles in 2007, tying for the club lead with eight stops on kickoff coverage and adding one tackle on punt coverage.
- Voted by his teammates as the Broncos' Ed Block Courage Award nominee in 2006, a year in which he played all 16 games and made seven special-teams tackles.
- Placed third on the Broncos with 10 special-teams stops in 2005, leading or tying for the team high in special-teams tackles in four games during the regular season.
- Played for NFL Europe's Amsterdam Admirals in 2003 after being out of football in 2002.
- Earned All-Southwestern Athletic Conference honors as a senior at Alcorn State University.
- Joined the Broncos as a future-contract signee on Jan. 7, 2003.
- Entered the NFL with Baltimore as a college free agent on June 3, 2002.

CAREER TRANSACTIONS: Signed by Baltimore as a college free agent 6/3/02; Waived by Baltimore 8/26/02; Signed by Denver to a future contract 1/7/03; Waived by Denver 8/31/03; Signed by Denver (practice squad)

11/19/03; Released by Denver 12/23/03; Signed by Denver (practice squad) 12/29/03; Waived by Denver 9/5/04; Signed by Denver (practice squad) 9/7/04; Signed by Denver (active roster) 9/11/04; Waived by Denver 9/13/04; Signed by Denver (practice squad) 9/15/04; Signed by Denver (active roster) 11/30/04.

2008: Green saw time in 12 games (0 starts) for Denver, totaling six defensive tackles (4 solo) and five special-teams stops (4 kickoff, 1 punt) that tied for sixth on the team... Inactive for the season's first four games with a hamstring injury... Registered his six tackles in a three-game period (Games 7-9).

2007: Green played on special teams only for the Broncos in all 16 games (0 starts) and ranked third on the club with nine tackles on coverage units... Tied for the team lead with eight tackles on kickoff coverage.

2006: Green placed sixth on Denver with seven special-teams stops in 16 games (0 starts) while forcing and recovering a fumble on coverage units... Saw limited action on defense in two games and recorded one solo tackle, the first of his career... Voted by his teammates as the club's nominee for the Ed Block Courage Award in recognition of his perseverance through the offseason passing of his mother following a long illness.

2005: Green placed third on the Broncos with 10 special-teams tackles in 14 regular-season games (0 starts)... Added one special-teams tackle in two playoff games.

2004: Green appeared in six games on special teams only for the Broncos and had five tackles on coverage units... Had one special-teams stop in Denver's AFC Wild Card Game at Ind. (1/9)... Signed to Denver's active roster a day before the season opener after a brief practice squad stint... Spent Sept. 15-Nov. 29 on the practice squad.

2003: Green competed in training camp with the Broncos but was waived Aug. 31... He was signed to Denver's practice squad on Nov. 19 and was released on Dec. 23 before re-signing with the practice squad Dec. 29.

2002: Green entered the NFL as a college free agent with Baltimore on June 3 but was released on Aug. 26... Played for NFL Europe's Amsterdam Admirals in the spring of 2003.

COLLEGE: Green was a three-year starter at Alcorn State University, where he totaled 215 career tackles (114 solo)... Earned All-Southwestern Athletic Conference honors as a senior after posting a team-high seven sacks (57 yds.).

PERSONAL: Green attended Jefferson County High School in Fayette, Miss.... Has worked with the National Youth Sports Program for the past six years... Began taking archery lessons as a hobby... Received a bachelor's degree in industrial technology from Alcorn State and plans to return to school to receive a master's degree in education administration... Grew up in Fayette, Miss.... Louis Edward Green was born on Sept. 23, 1979, in Vicksburg, Miss.

GREEN'S REGULAR SEASON RECORD

Year	Club	G	S	UT	A	TT	S-Yds.	I-Yds.	PD	FF	FR	TD-Int.	TD-FR	S	Pts.
2002															
2003	Denver														
2004	Denver	6	0	0	0	0	0-0	0-0	0	0	0	0	0	0	0
2005	Denver	14	0	0	0	0	0-0	0-0	0	0	0	0	0	0	0
2006	Denver	16	0	1	0	1	0-0	0-0	0	0	0	0	0	0	0
2007	Denver	16	0	0	0	0	0-0	0-0	0	0	0	0	0	0	0
2008	Denver	12	0	4	2	6	0-0	0-0	0	0	0	0	0	0	0
CAREER TOTALS		64	0	5	2	7	0-0	0-0	0	0	0	0	0	0	0

ADDITIONAL STATISTICS: Special teams tackles — 2004 (5), 2005 (10), 2006 (7), 2007 (9), 2008 (5), TOTAL (36). Special teams fumbles — 2006 (1 FF, 1 FR), 2007 (1 FF), TOTAL (2 FF, 1 FR).

GREEN'S POSTSEASON RECORD

Year	Club	G	S	UT	A	TT	S-Yds.	I-Yds.	PD	FF	FR	TD-Int.	TD-FR	S	Pts.
2004	Denver	1	0	0	0	0	0-0	0-0	0	0	0	0	0	0	0
2005	Denver	2	0	0	0	0	0-0	0-0	0	0	0	0	0	0	0
CAREER TOTALS		3	0	0	0	0	0-0	0-0	0	0	0	0	0	0	0

ADDITIONAL STATISTICS: Special teams tackles — 2004 (1), 2005 (1), TOTAL (2).

LOUIS GREEN'S CAREER GAME-BY-GAME

(Victories asterisked)

2006 DENVER (9-7)			TACKLES								
Date	Opponent	P/S	UT	A	TT	S-Yds.	I-Yds.	PD	FF	FR	
Games 1-7		P	0	0	0	0-0	0-0	0	0	0	
Nov 5	at Pittsburgh*	P	1	0	1	0-0	0-0	0	0	0	
Games 9-16		P	0	0	0	0-0	0-0	0	0	0	
Regular Season Totals			16/0	1	0	1	0-0	0-0	0	0	0

2008 DENVER (8-8)			TACKLES								
Date	Opponent	P/S	UT	A	TT	S-Yds.	I-Yds.	PD	FF	FR	
Games 1-4											
Games 5-6		P	0	0	0	0-0	0-0	0	0	0	
Oct 20	at New England	P	1	1	2	0-0	0-0	0	0	0	
Nov 2	vs. Miami	P	1	0	1	0-0	0-0	0	0	0	
Nov 6	at Cleveland*	P	2	1	3	0-0	0-0	0	0	0	
Games 10-16		P	0	0	0	0-0	0-0	0	0	0	
Regular Season Totals			12/0	4	2	6	0-0	0-0	0	0	0



NICK GREISEN
 6-1 • 242 • 8TH YR. • WISCONSIN
 BORN: Aug. 10, 1979, in Sturgeon Bay, Wis.
 HIGH SCHOOL: Sturgeon Bay High School, Sturgeon Bay, Wis.
 ACQUIRED: Free Agent, 2009
 NFL YEAR: 8th • YEAR WITH BRONCOS: 1st
 NFL GAMES PLAYED/STARTED: 98/33 • POSTSEASON: 5/1

58

INSIDE LINEBACKER

GREISEN AT A GLANCE:

- An eighth-year inside linebacker who has started 34 overall games during his NFL career with the New York Giants (2002-05), Jacksonville (2006) and Baltimore (2007-08).
- Started 30 games (29 regular season, 1 postseason) and had at least 70 tackles during three consecutive seasons from 2004-06 with the Giants and Jaguars.
- Owns 63 career tackles on special teams and has recorded at least 10 special-teams stops during four different seasons.
- Saw time in 14 games with the Ravens in each of the last two seasons to extend his streak of playing in at least 14 games to six consecutive years dating back to 2003.
- Posted a career-best 82 tackles (48 solo) in 16 games (10 starts) for the Jaguars in 2006 to rank fourth on the club that year.
- Earned first-team All-Big Ten Conference honors as a junior and senior at the University of Wisconsin, where he finished his career ranked 13th in school history in career tackles (337).
- Joined the Broncos as a free agent on April 29, 2009.
- Selected by the Giants in the fifth round (152nd overall) of the 2002 NFL Draft.

CAREER TRANSACTIONS: Signed by N.Y. Giants as a draft choice 7/23/02; Signed by Jacksonville as an unrestricted free agent 4/28/06; Designated waived/injured by Jacksonville 9/1/07; Signed by Baltimore 9/19/07; Signed by Baltimore as an unrestricted free agent 3/24/08; Waived by Baltimore 3/12/09; Signed by Denver 4/29/09.



2008: Greisen played 14 games (1 start) for Baltimore and had five tackles (all solo)... Ranked fifth on the Ravens with 12 special-teams stops... Tied for Baltimore's team lead in special teams tackles (3) in the postseason while appearing in all three games... Had one special-teams tackle in the AFC Championship Game at Pit. (1/18).

2007: Greisen played 14 games (2 starts) with the Ravens and totaled 38 tackles (22 solo) and one fumble recovery... Ranked fifth on Baltimore with 13 special-teams tackles... Started the Ravens' final two games, totaling 32 tackles (17 solo) in those contests... Posted a career-high 17 tackles (11 solo) at Sea. (12/23)... Competed in training camp with Jacksonville but was waived/injured on Sept. 1... Signed by Baltimore on Sept. 19.

2006: Greisen played 16 games (10 starts) for Jacksonville and was fourth on the club with a career-high 82 tackles (48 solo) while posting one interception (6 yds.), two pass breakups and one fumble recovery... Had one special-teams stop... Posted two 10-tackle games, including 12 stops (6 solo) vs. Hou. (11/12).

2005: Greisen played 16 games (12 starts) for the Giants, totaling 79 tackles (60 solo), one sack (9 yds.), four pass breakups, two forced fumbles and three fumble recoveries... Added 10 tackles on special teams... Started in the Giants' NFC Wild Card Game vs. Car. (1/8) and had seven tackles (4 solo).

2004: Greisen played 15 games (7 starts) for the Giants and had 72 tackles (53 solo), two sacks (16 yds.), six pass breakups, one forced fumble and one fumble recovery... Had nine tackles on special teams... Started in six of his final eight appearances... Notched one sack in consecutive games vs. Pit. (12/18) and at Cin. (12/26).

2003: Greisen saw time in 15 games (0 starts) for the Giants and ranked fourth in the club with 15 special-teams tackles... Missed the season opener vs. Stl. (9/7) due to a hamstring injury.

2002: Selected by the Giants in the fifth round (152nd overall) of the 2002 NFL Draft, Greisen played eight games (1 start) for the club as a rookie and totaled four tackles (3 solo), one sack (6 yds.), one forced fumble and one fumble recovery... Had three special teams tackles... Made one tackle on special teams in the Giants' NFC Wild Card Game at S.F. (1/5)... Missed Games 4-11 with a stress fracture in his foot.

COLLEGE: Greisen was a two-year starter at the University of Wisconsin, where he totaled 337 career tackles (201 solo), 11 sacks and five interceptions... Finished his career ranked 13th in school history in career tackles (337)... Named a first-team All-Big Ten Conference selection as a senior in 2001 after starting every game and leading the Badgers with a career-high 167 tackles (101 solo) while posting four sacks and 17 tackles for a loss... Selected by the media as a first-team all-conference choice as a junior, recording 146 tackles (900 solo), six sacks and 14 tackles for a loss.

PERSONAL: Greisen attended Sturgeon Bay High School in Sturgeon Bay, Wis., where he was a *SuperPrep* regional All-American and named first-team all-state by the *Milwaukee Journal Sentinel* as a senior... Brother, Chris, played quarterback for the Arizona Cardinals from 1999-2001... Grandfather, Stan Kramer, played for the Green Bay Packers in 1946... Cousin, Casey Rabach, plays center for the Washington Redskins... Married to Caroline... Nick Greisen was born on Aug. 10, 1979, in Sturgeon Bay, Wis.

GREISEN'S REGULAR SEASON RECORD

Year	Club	G	S	UT	A	TT	S-Yds.	I-Yds.	PD	FF	FR	TD-Int.	TD-FR	S	Pts.
2002	N.Y. Giants	8	1	3	1	4	1-6	0-0	0	1	1	0	0	0	0
2003	N.Y. Giants	15	0	0	0	0	0-0	0-0	0	0	0	0	0	0	0
2004	N.Y. Giants	15	7	53	19	72	2-16	0-0	6	1	1	0	0	0	0
2005	N.Y. Giants	16	12	60	19	79	1-9	0-0	4	2	3	0	0	0	0
2006	Jacksonville	16	10	48	34	82	0-0	1-6	2	0	1	0	0	0	0
2007	Baltimore	14	2	22	16	38	0-0	0-0	0	0	1	0	0	0	0
2008	Baltimore	14	1	5	0	5	0-0	0-0	0	0	0	0	0	0	0
CAREER TOTALS		98	33	191	89	280	4-31	1-6	12	4	7	0	0	0	0

ADDITIONAL STATISTICS: Special teams tackles — 2002 (3), 2003 (15), 2004 (9), 2005 (10), 2006 (1), 2007 (13), 2008 (12), TOTAL (63). Kickoff returns — 2002 (1 for 12 yds., 12.0 avg.), 2003 (2 for 26 yds., 13.0 avg., 13 LG), TOTAL (3 for 38 yds., 12.7 avg., 13 LG).

GREISEN'S POSTSEASON RECORD

Year	Club	G	S	UT	A	TT	S-Yds.	I-Yds.	PD	FF	FR	TD-Int.	TD-FR	S	Pts.
2002	N.Y. Giants	1	0	1	0	1	0-0	0-0	0	0	0	0	0	0	0
2005	N.Y. Giants	1	1	4	3	7	0-0	0-0	0	0	0	0	0	0	0
2008	Baltimore	3	0	0	0	0	0-0	0-0	0	0	0	0	0	0	0
CAREER TOTALS		5	1	5	3	8	0-0	0-0	0	0	0	0	0	0	0

ADDITIONAL STATISTICS: Special teams tackles — 2003 (1), 2008 (3), TOTAL (4).

GREISEN'S SINGLE GAME HIGHS

(Postseason in parentheses)

Sacks — 1, four times, last at Washington, 12/24/05 (none). **Sack yards** — 9 at Washington, 12/24/05 (none). **Interceptions** — 1 vs. Dallas, 9/10/06 (none). **Interception return yards** — 6 vs. Dallas, 9/10/06 (none)

NICK GREISEN'S CAREER GAME-BY-GAME

(Victories asterisked)

2002 N.Y. GIANTS (10-6)		TACKLES													
Date	Opponent	P/S	UT	A	TT	S-Yds.	I-Yds.	PD	FF	FR					
Sep 5	vs. San Francisco	P	0	0	0	0-0	0-0	0	0	0					
Sep 15	at St. Louis*	P	0	0	0	0-0	0-0	0	0	0					
Sep 22	vs. Seattle*	P	0	0	0	0-0	0-0	0	0	0					
Games 4-11 INACTIVE															
Dec 1	vs. Tennessee	P	0	0	0	0-0	0-0	0	0	0					
Dec 8	at Washington*	S	1	0	1	1-6	0-0	0	0	1					
Dec 15	vs. Dallas*	P	2	1	3	0-0	0-0	0	0	0					
Dec 22	at Indianapolis*	P	0	0	0	0-0	0-0	0	0	0					
Dec 28	vs. Philadelphia	P	0	0	0	0-0	0-0	0	0	0					
Regular Season Totals		8/1	3	1	4	1-6	0-0	0	1	1					
Jan 5	at San Francisco ^S	P	1	0	1	0-0	0-0	0	0	0					
Postseason Totals		1/0	0	0	0	0-0	0-0	0	0	0					
^S NFC Wild Card Game															

2004 N.Y. GIANTS (6-10)		TACKLES													
Date	Opponent	P/S	UT	A	TT	S-Yds.	I-Yds.	PD	FF	FR					
Sep 12	at Philadelphia	P	0	0	0	0-0	0-0	0	0	0					
Sep 19	vs. Washington*	P	0	0	0	0-0	0-0	2	0	0					
Sep 26	vs. Cleveland*	P	0	0	0	0-0	0-0	0	0	0					
Oct 3	at Green Bay*	P	0	0	0	0-0	0-0	0	0	0					
Oct 10	at Dallas*	P	0	0	0	0-0	0-0	0	0	0					
Oct 24	vs. Detroit	S	4	3	7	0-0	0-0	0	0	0					
Oct 31	at Minnesota*	P	5	0	5	0-0	0-0	0	0	0					
Nov 7	vs. Chicago	S	3	5	8	0-0	0-0	2	0	1					
Nov 14	at Arizona	S	4	3	7	0-0	0-0	0	0	0					
Nov 21	vs. Atlanta	S	5	5	10	0-0	0-0	0	0	0					
Nov 28	vs. Philadelphia	INACTIVE													
Dec 5	at Washington	P	2	0	2	0-0	0-0	0	0	0					
Dec 12	at Baltimore	P	5	0	5	0-0	0-0	1	0	0					
Dec 18	vs. Pittsburgh	S	13	2	15	1-8	0-0	0	0	0					
Dec 26	at Cincinnati	S	5	0	5	1-8	0-0	0	1	0					
Jan 5	vs. Dallas*	S	7	1	8	0-0	0-0	1	0	0					
Regular Season Totals		15/7	53	19	72	2-16	0-0	6	1	1					

2005 N.Y. GIANTS (11-5)											
TACKLES											
Date	Opponent	P/S	UT	A	TT	S-Yds.	I-Yds.	PD	FF	FR	
Sep 11	vs. Arizona*	P	0	1	0	0-0	0-0	0	0	0	
Sep 19	at New Orleans*	P	0	0	0	0-0	0-0	0	0	0	
Sep 25	at San Diego	P	1	2	3	0-0	0-0	0	1	0	
Oct 2	vs. St. Louis*	S	5	4	9	0-0	0-0	0	0	1	
Oct 16	at Dallas	S	8	2	10	0-0	0-0	0	0	1	
Oct 23	vs. Denver*	S	3	2	5	0-0	0-0	1	0	0	
Oct 30	vs. Washington*	S	3	1	4	0-0	0-0	0	1	0	
Nov 6	at San Francisco*	S	2	0	2	0-0	0-0	0	0	0	
Nov 13	vs. Minnesota	S	1	1	2	0-0	0-0	0	0	0	
Nov 20	vs. Philadelphia*	S	5	3	8	0-0	0-0	1	0	0	
Nov 27	at Seattle	P	2	0	2	0-0	0-0	0	0	0	
Dec 4	vs. Dallas*	S	5	0	5	0-0	0-0	1	0	0	
Dec 11	at Philadelphia*	S	2	2	4	0-0	0-0	1	0	0	
Dec 17	vs. Kansas City*	S	7	0	7	0-0	0-0	0	0	1	
Dec 24	at Washington	S	8	1	9	1-9	0-0	0	0	0	
Dec 31	at Oakland*	S	8	0	8	0-0	0-0	0	0	0	
Regular Season Totals			16/12	60	19	79	1-9	0-0	4	2	3
Jan 8	vs. Carolina [§]	S	4	3	7	0-0	0-0	0	0	0	
Postseason Totals			1/1	4	3	7	0-0	0-0	0	0	0

§NFC Wild Card Game

2006 JACKSONVILLE (8-8)											
TACKLES											
Date	Opponent	P/S	UT	A	TT	S-Yds.	I-Yds.	PD	FF	FR	
Sep 10	vs. Dallas*	S	3	1	4	0-0	1-6	1	0	0	
Sep 18	vs. Pittsburgh*	S	3	0	3	0-0	0-0	0	0	0	
Sep 24	at Indianapolis	S	0	1	1	0-0	0-0	0	0	0	
Oct 1	at Washington	P	5	2	7	0-0	0-0	0	0	0	
Oct 8	vs. N.Y. Jets*	P	1	2	3	0-0	0-0	0	0	1	
Oct 22	at Houston	S	5	3	8	0-0	0-0	0	0	0	
Oct 29	at Philadelphia*	P	3	1	4	0-0	0-0	0	0	0	
Nov 5	vs. Tennessee*	S	2	3	5	0-0	0-0	0	0	0	
Nov 12	vs. Houston	P	6	6	12	0-0	0-0	0	0	0	
Nov 20	vs. N.Y. Giants*	S	2	3	5	0-0	0-0	0	0	0	
Nov 26	at Buffalo	S	4	3	7	0-0	0-0	1	0	0	
Dec 3	at Miami*	S	3	3	6	0-0	0-0	0	0	0	
Dec 10	vs. Indianapolis*	P	0	2	2	0-0	0-0	0	0	0	
Dec 17	at Tennessee	S	3	0	3	0-0	0-0	0	0	0	
Dec 24	vs. New England	P	1	1	2	0-0	0-0	0	0	0	
Dec 31	at Kansas City	S	7	3	10	0-0	0-0	0	0	0	
Regular Season Totals			16/10	48	34	82	0-0	1-6	2	0	1

2007 BALTIMORE (5-11)											
TACKLES											
Date	Opponent	P/S	UT	A	TT	S-Yds.	I-Yds.	PD	FF	FR	
Games 1-2	NOT WITH TEAM										
Sep 23	vs. Arizona*	P	0	0	0	0-0	0-0	0	0	0	
Sep 30	at Cleveland	P	0	0	0	0-0	0-0	0	0	0	
Oct 7	at San Francisco*	P	0	0	0	0-0	0-0	0	0	0	
Oct 14	vs. St. Louis*	P	0	0	0	0-0	0-0	0	0	0	
Oct 21	at Buffalo	P	0	0	0	0-0	0-0	0	0	0	
Nov 5	at Pittsburgh	P	0	0	0	0-0	0-0	0	0	0	
Nov 11	vs. Cincinnati	P	0	0	0	0-0	0-0	0	0	0	
Nov 18	vs. Cleveland	P	0	0	0	0-0	0-0	0	0	0	
Nov 25	at San Diego	P	0	0	0	0-0	0-0	0	0	0	
Dec 3	vs. New England	P	0	0	0	0-0	0-0	0	0	0	
Dec 9	vs. Indianapolis	P	0	0	0	0-0	0-0	0	0	0	
Dec 16	at Miami	P	5	1	6	0-0	0-0	0	0	0	
Dec 23	at Seattle	S	11	6	17	0-0	0-0	0	0	0	
Dec 30	vs. Pittsburgh*	S	6	9	15	0-0	0-0	0	0	1	
Regular Season Totals			14/2	22	16	38	0-0	0-0	0	0	1

2008 BALTIMORE (11-5)											
TACKLES											
Date	Opponent	P/S	UT	A	TT	S-Yds.	I-Yds.	PD	FF	FR	
Sep 7	vs. Cincinnati*	S	0	0	0	0-0	0-0	0	0	0	
Games 2-3	INACTIVE										
Oct 5	vs. Tennessee	P	0	0	0	0-0	0-0	0	0	0	
Oct 12	at Indianapolis	P	0	0	0	0-0	0-0	0	0	0	
Oct 19	at Miami*	P	0	0	0	0-0	0-0	0	0	0	
Oct 26	vs. Oakland*	P	1	0	1	0-0	0-0	0	0	0	
Nov 2	at Cleveland*	P	0	0	0	0-0	0-0	0	0	0	
Nov 9	at Houston*	P	3	0	3	0-0	0-0	0	0	0	
Nov 16	at N.Y. Giants	S	0	0	0	0-0	0-0	0	0	0	
Nov 23	vs. Philadelphia*	P	0	0	0	0-0	0-0	0	0	0	
Nov 30	at Cincinnati*	P	0	0	0	0-0	0-0	0	0	0	
Dec 7	vs. Washington*	P	0	0	0	0-0	0-0	0	0	0	
Dec 14	vs. Pittsburgh	P	0	0	0	0-0	0-0	0	0	0	
Dec 20	at Dallas*	P	0	0	0	0-0	0-0	0	0	0	
Dec 28	vs. Jacksonville*	P	1	0	1	0-0	0-0	0	0	0	
Regular Season Totals			14/1	5	0	5	0-0	0-0	0-0	0	0
Jan 4	at Miami* [§]	P	0	0	0	0-0	0-0	0	0	0	
Jan 10	at Tennessee* [†]	P	0	0	0	0-0	0-0	0	0	0	
Jan 18	at Pittsburgh* [#]	P	0	0	0	0-0	0-0	0	0	0	
Postseason Totals			3/0	0	0	0	0-0	0-0	0-0	0	0

§AFC Wild Card Game; †AFC Divisional Playoff Game; #AFC Championship Game



MARIO HAGGAN
 6-3 • 267 • 7TH YR. • MISSISSIPPI STATE
 BORN: March 3, 1980, in Clarksdale, Miss.
 HIGH SCHOOL: Clarksdale High School, Clarksdale, Miss.
 ACQUIRED: Free Agent, 2008
 NFL YEAR: 7th • YEAR WITH BRONCOS: 2nd
 NFL GAMES PLAYED/STARTED: 73/0

INSIDE LINEBACKER




HAGGAN AT A GLANCE:

- A seventh-year inside linebacker who totaled a career-high 20 tackles (16 solo) and one sack in eight games with the Broncos in 2008 after joining the club midway through the season.
- Established himself as one of the top special-teams players in the NFL during his first five professional seasons (2003-07) with Buffalo, where he registered the seventh-most special-teams stops (49) in the league from 2004-06.
- Saw time in all 16 games during four consecutive seasons (2004-07) with the Bills as one of just five Buffalo players to accomplish that feat.
- Helped Buffalo rank first in the overall NFL special teams rankings compiled by *The Dallas Morning News* in 2004 and '05.
- Received first-team All-Southeastern Conference honors as a senior at Mississippi State University, where he was a three-year starter during his career with the Bulldogs.
- Joined the Broncos as a free agent on Nov. 4, 2008.
- Selected by Buffalo in the seventh round (228th overall) of the 2003 NFL Draft.

CAREER TRANSACTIONS: Signed by Buffalo as a draft choice 7/22/03; Waived by Buffalo 9/4/03; Signed by Buffalo (practice squad) 9/8/03; Signed by Buffalo (active roster) 11/14/03; Placed on reserve/suspended list by Commissioner 4/8/08; Suspension lifted by Commissioner 9/30/08; Signed by Denver 11/4/08.



2008: Haggan totaled a career-high 20 defensive tackles (16 solo), one sack (1 yd.) and four special-teams stops in eight games (0 starts) with Denver... Joined the club as a free agent on Nov. 4 and played in the final eight games of the year.

2007: Haggan played all 16 games (0 starts) for the fourth consecutive season with Buffalo and had 13 tackles (10 solo) and one sack (2 yds.)... Contributed seven special-teams stops.

2006: Haggan appeared in all 16 games (0 starts) and served as one of the Bills' special-teams captains... Had a team-high 15 special-teams tackles and one defensive tackle.

2005: Haggan played all 16 games (0 starts) for Buffalo, totaling five defensive tackles (3 solo) and 17 special-teams stops... Helped the Bills rank first in the NFL in *The Dallas Morning News'* comprehensive special-teams rankings.

2004: Haggan saw time in all 16 games (0 starts) with Buffalo, registering two defensive tackles (1 solo) and two fumble recoveries... Posted 17 tackles on special teams to help the Bills rank first in the NFL in *The Dallas Morning News'* comprehensive special-teams rankings.

2003: Selected by Buffalo in the seventh round (228th overall) of the 2003 NFL Draft, Haggan saw time in one game for the Bills as a rookie, posting one special-teams tackle in his NFL debut vs. Ind. (11/23)... Began the year on the Bills' practice squad before he was signed to their active roster on Nov. 14.

COLLEGE: Haggan was a three-year starter at Mississippi State University, totaling 359 career tackles (202 solo), 10 sacks, five forced fumbles, two fumble recoveries, four pass breakups and one interception in 40 games (31 starts)... Led the Bulldogs in tackles during each of his three seasons as a starter... Received first-team All-Southeastern Conference honors as a senior after posting a team-high 119 tackles (66 solo)... Named a second-team All-SEC selection as a junior defensive end and as a sophomore linebacker.

PERSONAL: Haggan was a *USA Today* honorable mention All-American at Clarksdale High School in Clarksdale, Miss.... Named first-team all-state (*Jackson Clarion-Ledger*) and was chosen to play in the Mississippi/Alabama All-Star Game... Led his team to the state Class 4A championship in 1997... Recorded 158 tackles with three fumble recoveries as a senior... Hosted a radio show on FM 103.3 The Edge called "The Specialists" with teammate Josh Stamer during the 2006 season in Buffalo... Majored in sports communication at Mississippi State... Mario Marcell Haggan was born on March 3, 1980, in Clarksdale, Miss.

HAGGAN'S REGULAR SEASON RECORD

Year	Club	G	S	UT	A	TT	S-Yds.	I-Yds.	PD	FF	FR	TD-Int.	TD-FR	S	Pts.
2003	Buffalo	1	0	0	0	0	0-0	0-0	0	0	0	0	0	0	0
2004	Buffalo	16	0	1	1	2	0-0	0-0	0	0	2	0	0	0	0
2005	Buffalo	16	0	3	2	5	0-0	0-0	0	0	0	0	0	0	0
2006	Buffalo	16	0	0	1	1	0-0	0-0	0	0	0	0	0	0	0
2007	Buffalo	16	0	10	3	13	1-2	0-0	0	0	0	0	0	0	0
2008	Denver	8	0	16	4	20	1-1	0-0	0	0	0	0	0	0	0
CAREER TOTALS		73	0	30	11	41	2-3	0-0	0	0	2	0	0	0	0
BRONCOS TOTALS		8	0	16	4	20	1-1	0-0	0	0	0	0	0	0	0

ADDITIONAL STATISTICS: Special teams tackles — 2003 (1), 2004 (17), 2005 (17), 2006 (15), 2007 (7), 2008 (4), TOTAL (61). Miscellaneous tackles — 2006 (1), TOTAL (1). Kick returns — 2006 (2 for 4 yds., 2.0 avg., 5 LG), TOTAL (2 for 4 yds., 2.0 avg., 5 LG). Punt returns — 2008 (1 for 0 yds.), TOTAL (1 for 0 yds.).

HAGGAN'S SINGLE GAME HIGHS

(Postseason in parentheses)

Sacks — 1, twice, last at N.Y. Jets, 11/30/08 (none). **Sack yards** — 2 at Washington, 12/2/07 (none). **Interceptions** — None (none). **Interception return yards** — None (none).

MARIO HAGGAN'S CAREER GAME-BY-GAME

(Victories asterisked)

2003 BUFFALO (6-10)		TACKLES													
Date	Opponent	P/S	UT	A	TT	S-Yds.	I-Yds.	PD	FF	FR					
Sep 7	vs. New England*										NOT WITH TEAM				
Games 2-9												PRACTICE SQUAD			
Nov 16	vs. Houston										INACTIVE				
Nov 23	vs. Indianapolis	P	0	0	0	0-0	0-0	0	0	0	INACTIVE				
Games 12-16												INACTIVE			
Regular Season Totals		1/0	0	0	0	0-0	0-0	0	0	0					

2004 BUFFALO (9-7)		TACKLES													
Date	Opponent	P/S	UT	A	TT	S-Yds.	I-Yds.	PD	FF	FR					
Games 1-7		P	0	0	0	0-0	0-0	0	0	0					
Nov 7	vs. N.Y. Jets*	P	0	0	0	0-0	0-0	0	0	0	1				
Games 9-12												0			
Dec 12	vs. Cleveland*	P	0	1	1	0-0	0-0	0	0	0					
Dec 19	at Cincinnati*	P	0	0	0	0-0	0-0	0	0	0	1				
Dec 26	at San Francisco*	P	1	0	1	0-0	0-0	0	0	0					
Jan 2	vs. Pittsburgh	P	0	0	0	0-0	0-0	0	0	0					
Regular Season Totals		16/0	1	1	2	0-0	0-0	0	0	2					

2005 BUFFALO (5-11)		TACKLES													
Date	Opponent	P/S	UT	A	TT	S-Yds.	I-Yds.	PD	FF	FR					
Sep 11	vs. Houston*	P	1	0	1	0-0	0-0	0	0	0					
Sep 18	at Tampa Bay	P	1	0	1	0-0	0-0	0	0	0					
Games 3-4												0			
Oct 9	vs. Miami*	P	0	1	1	0-0	0-0	0	0	0					
Games 6-10												0			
Nov 27	vs. Carolina	P	1	0	1	0-0	0-0	0	0	0					
Dec 4	at Miami	P	0	0	0	0-0	0-0	0	0	0					
Dec 11	vs. New England	P	0	1	1	0-0	0-0	0	0	0					
Games 14-16												0			
Regular Season Totals		16/0	3	2	5	0-0	0-0	0	0	0					

2006 BUFFALO (7-9)		TACKLES													
Date	Opponent	P/S	UT	A	TT	S-Yds.	I-Yds.	PD	FF	FR					
Games 1-4		P	0	0	0	0-0	0-0	0	0	0					
Oct 8	at Chicago	P	0	1	1	0-0	0-0	0	0	0					
Games 6-16												0			
Regular Season Totals		16/0	0	1	1	0-0	0-0	0	0	0					

2007 BUFFALO (7-9)		TACKLES													
Date	Opponent	P/S	UT	A	TT	S-Yds.	I-Yds.	PD	FF	FR					
Sep 9	vs. Denver	P	2	1	3	0-0	0-0	0	0	0					
Sep 16	at Pittsburgh	P	1	1	2	0-0	0-0	0	0	0					
Sep 23	at New England	P	1	0	1	0-0	0-0	0	0	0					
Sep 30	vs. N.Y. Jets*	P	2	0	2	0-0	0-0	0	0	0					
Games 5-11												0			
Dec 2	at Washington*	P	1	0	1	1-2	0-0	0	0	0					
Games 13-14												0			
Dec 23	vs. N.Y. Giants	P	2	0	2	0-0	0-0	0	0	0					
Dec 30	at Philadelphia	P	1	1	2	0-0	0-0	0	0	0					
Regular Season Totals		16/0	10	3	13	1-2	0-0	0	0	0					

2008 DENVER (8-8)		TACKLES										
Date	Opponent	P/S	UT	A	TT	S-Yds.	I-Yds.	PD	FF	FR		
Games 1-4												
SUSPENDED BY COMMISSIONER												
Games 5-8												
NOT WITH TEAM												
Games 9-10												
Nov 23	vs. Oakland	P	5	0	5	0-0	0-0	0	0	0		
Nov 30	at N.Y. Jets*	P	4	3	7	1-1	0-0	0	0	0		
Dec 7	vs. Kansas City*	P	1	0	1	0-0	0-0	0	0	0		
Dec 14	at Carolina	P	3	0	3	0-0	0-0	0	0	0		
Dec 21	vs. Buffalo	P	1	0	1	0-0	0-0	0	0	0		
Dec 28	at San Diego	P	2	1	3	0-0	0-0	0	0	0		
Regular Season Totals		8/0	16	4	20	1-1	0-0	0	0	0		



BEN HAMILTON
 6-4 • 290 • 9TH YR. • MINNESOTA
 BORN: Aug. 18, 1977, in Minneapolis
 HIGH SCHOOL: Wayzata High School, Plymouth, Minn.
 ACQUIRED: Draft #4a (113th overall), 2001
 NFL YEAR: 9th • YEAR WITH BRONCOS: 9th
 NFL GAMES PLAYED/STARTED: 96/96 • POSTSEASON: 4/4



50

GUARD/CENTER

HAMILTON AT A GLANCE:

- A ninth-year guard/center who has started 100 games (96 regular season and 4 postseason) in eight seasons with the Broncos, logging a start in every possible game with the club from 2002-06 and during the '08 campaign.
- Helped Denver set a franchise record for fewest sacks allowed (12) and rank third in the NFL in yards per rush (4.8) while playing all 1,019 offensive snaps in 2008.
- Started 84 consecutive games with Denver from 2002-06 and played every offensive snap (5,407) for the club over that span before missing the 2007 season due to concussion symptoms that first occurred during training camp.
- Part of Broncos offenses that allowed three of the four lowest season sack totals in club annals with his efforts in 2008 (12 sacks, 1st), 2004 (15 sacks, 2nd) and 2005 (23 sacks, 4th).
- Blocked for a Denver offense that placed second in the NFL in rushing yards (11,919) and ranked fourth in the league in fewest sacks allowed (140) from 2002-06.
- Played a key role in the Broncos posting the second-best rushing total (2,539 yds.) in club history and advancing to the AFC Championship Game in 2005.
- Helped the Broncos set a franchise record with 2,629 rushing yards in 2003.
- Gained experience with NFL Europe's Berlin Thunder in the spring of 2002.
- Regarded as one of the best centers to ever play at the University of Minnesota, earning consensus first-team All-America and first-team All-Big Ten Conference honors as a junior and senior.
- Selected by the Broncos in the fourth round (113th overall) of the 2001 NFL Draft.

CAREER TRANSACTIONS: Signed by Denver as a draft choice 7/10/01; Placed on injured reserve (concussion symptoms) by Denver 9/29/07.



2008: Hamilton was a 16-game starter for the sixth time in his career, opening every contest at left guard and playing all 1,019 offensive snaps for Denver... Helped the Broncos set a club record for fewest sacks allowed in a season with 12 that tied for the NFL low... Blocked for an offense that ranked second in the NFL in yards per game (395.8) and registered the second-most total yards (6,333) for a season in club annals... Helped Denver rank third in the NFL in yards per rush (4.8) despite placing a league-high seven running backs on injured reserve.

2007: Hamilton did not see any game action with Denver due to concussion symptoms that first occurred during training camp... Declared inactive for the first three games of the season before he was placed on injured reserve on Sept. 29.

2006: Hamilton started all 16 games at left guard for Denver and was one of three Broncos to play all 1,002 offensive snaps... Played on an offensive line that cleared the way for Tatum Bell's 1,025-yard rushing output.

2005: For the third consecutive season, Hamilton played every offensive snap for the Broncos to extend his streak of consecutive snaps played to 4,405... Started all 16 regular-season games and helped Denver rank second in the NFL in rushing (158.7 ypg.) with 2,539 yards, a total that was the second most in franchise history... Also contributed to an offense that allowed the third-fewest sacks (23) in the league and one that posted a fran-

chise-best 145 rushing first downs... Helped Denver become the third team in NFL history with two 900-yard rushers (Mike Anderson and Tatum Bell), a 1,000-yard receiver (Rod Smith) and a 3,000-yard passer (Jake Plummer) in the same season... Started both postseason contests.

2004: Hamilton started all 16 regular-season games at left guard and did not miss an offensive snap on a Denver line that allowed only 15 sacks to rank third in the NFL and set a club record... Helped the Broncos not allow a sack in eight contests and total eight individual 100-yard rushing performances, including in six of seven games midway through the year... Key part of a Denver offense that totaled the sixth-best single-season rushing total (2,333 yds.) in club history despite season-ending injuries to its top two running backs early in the season... Cleared the way for three different Broncos to rush for at least 100 yards in a game during the regular season... Logged a start in an AFC Wild Card Game at Ind. (1/9).

2003: Hamilton started at left guard in all 16 regular-season games, helping the Broncos rush for a franchise-record 2,629 yards that led the AFC and total an NFL-best 133 rushing first downs... Logged a start in an AFC Wild Card Game at Ind. (1/4)... Moved to center in the fourth quarter vs. Det. (9/28) to replace Tom Nalen (right ankle).

2002: Hamilton started all 16 games for the Broncos, opening the first seven games at left guard and the final nine contests at center... Made his first career start vs. Stl. (9/8)... Took over for Tom Nalen (left knee) at center at N.E. (10/27).

2001: Selected by the Broncos in the fourth round (113th overall) of the 2001 NFL Draft, Hamilton was inactive for all 16 games as a rookie... Played for Berlin of NFL Europe in the spring of 2002.

COLLEGE: Hamilton was a four-year starter at the University of Minnesota, starting all 46 games in which he played, and was regarded as one of the best centers to ever play at the school... Earned consensus first-team All-America honors for the second consecutive year as a senior... Also was a consensus first-team All-Big Ten Conference choice and a finalist for the Lombardi Award and the Outland Trophy... Named a first-team All-American as a junior... Tabbed a first-team All-Big Ten Conference choice (coaches) and won the team's Paul Giel Award, which honors the player who shows total unselfishness and most concern about the University of Minnesota, as a junior... Received honorable mention All-Big Ten honors as a freshman and sophomore after red-shirting in 1996.

PERSONAL: Hamilton earned honorable mention All-America honors from *USA Today* as a senior at Wayzata High School in Plymouth, Minn., and added *Minneapolis Star Tribune* all-state, all-conference and all-Metro accolades as he helped lead his school to the 1995 Section 8AA crown... Represented the Metro team in the 1996 Minnesota High School All-Star game... Also lettered in tennis and was an honor roll student... His father, Wes, played on the offensive line at Tulsa and with the Minnesota Vikings (1976-85)... Wes was drafted by the Vikings in the third round of the 1976 NFL Draft and played 116 games with the club... Graduated from Minnesota with a bachelor's degree in engineering... Married to Jeanne and resides in Parker, Colo.... Couple has four children (three sons: Elijah, Samuel and James and one daughter: Grace)... Benjamin Thomas Hamilton was born on Aug. 18, 1977, in Minneapolis.

HAMILTON'S REGULAR SEASON RECORD

Year	Club	G	S
2001	Denver	0	0
2002	Denver	16	16
2003	Denver	16	16
2004	Denver	16	16
2005	Denver	16	16
2006	Denver	16	16
2007	Denver	0	0
2008	Denver	16	16
CAREER TOTALS		96	96


ADDITIONAL STATISTICS: Miscellaneous tackles — 2002 (2), 2003 (1), 2004 (2), 2005 (1), 2006 (1), 2008 (1), TOTAL (8). Recovered a fumble vs. Atlanta (10/31/04).

HAMILTON'S POSTSEASON RECORD

Year	Club	G	S
2003	Denver	1	1
2004	Denver	1	1
2005	Denver	2	2
CAREER TOTALS		4	4

Did You Know?

Since they began playing home games at INVESCO Field at Mile High to start the 2001 season, the Broncos have totaled a 44-20 (.688) regular-season record at the stadium entering the 2009 campaign. That winning percentage ties for the fifth-best mark in the NFL during that time.



RYAN HARRIS

6-5 • 300 • 3RD YR. • NOTRE DAME

BORN: March 11, 1985, in Minneapolis


HIGH SCHOOL: Cretin-Derham Hall High School, St. Paul, Minn.

ACQUIRED: Draft #3 (70th overall), 2007

NFL YEAR: 3rd • **YEAR WITH BRONCOS:** 3rd

NFL GAMES PLAYED/STARTED: 27/16

TACKLE



74

HARRIS AT A GLANCE:

- A third-year player who received All-Pro honors from *Sports Illustrated* (Peter King) in 2008, a season in which he played all 1,019 offensive snaps as a 16-game starter at right tackle for the Broncos in his first year as a starter.
- Credited with allowing just 2.5 sacks in 2008 according to Stats Inc. to help the Broncos set a franchise single-season record and tie for first in the NFL with only 12 sacks allowed.
- Helped Denver rank third in the NFL in yards per rush (4.8) in 2008 despite placing a league-high seven running backs on injured reserve.
- Appeared in 11 games for Denver as a rookie in 2007, seeing the majority of his playing time on special teams.
- Started all 45 career games played in consecutive fashion as a four-year starter at the University of Notre Dame, where he started at left tackle during his final three seasons after beginning his collegiate career at right tackle.
- Named Notre Dame's top offensive lineman following his senior and sophomore seasons.
- Protected the blindside of Fighting Irish passer Brady Quinn for his final three years as the quarterback finished his collegiate career setting 36 school records.
- Selected by the Broncos in the third round (70th overall) of the 2007 NFL Draft.

CAREER TRANSACTIONS: Signed by Denver as a draft choice 7/26/07.



2008: Harris, in his first year as a starter, started all 16 games at right tackle for Denver and played all 1,019 offensive snaps for the club... Named an All-Pro by *Sports Illustrated* (Peter King)... Credited with allowing just 2.5 sacks according to Stats Inc., helping Denver set a club single-season record with 12 sacks allowed that tied for the lowest total in the NFL... Whistled for only two penalties (1 false start, 1 holding) for the year... Blocked for a Denver offense that ranked third in the NFL in yards per rush (4.8) despite placing a league-high seven running backs on injured reserve... Helped the Broncos total the second-most yards (6,333) for a season in club history and rank second in the league in yards per game (395.8).

2007: Selected by the Broncos in the third round (70th overall) of the 2007 NFL Draft, Harris played primarily on special teams in 11 games (0 starts) as a rookie... Saw time in each of Denver's final 11 games... Missed most of the preseason and was declared inactive for the first five games of the season after having back surgery.

COLLEGE: Harris was a four-year starter at the University of Notre Dame, where he started all 45 career games played in consecutive fashion... Started his final 37 games at left tackle after beginning his career at right tackle... Named Notre Dame's top offensive lineman (Westwood One/Guardian Life Insurance Guardian of the Year Award) as a senior and sophomore... Protected the blindside of Fighting Irish passer Brady Quinn for his final three years as the quarterback finished his collegiate career setting 36 school records... Became only the third true freshman in school annals to start on the offensive line when he started the final eight games at right tackle that year.

PERSONAL: Harris was a *USA Today* first-team All-American as a senior at Cretin-Derham Hall High School in St. Paul, Minn.... Started for three seasons on both the offensive and defensive lines... Helped his team go 10-2 as a senior and reach the state quarterfinals... Named to the 10-member Super Prep team by the *Minneapolis Star-Tribune* that year... Did not allow a sack in either of his final two seasons, earning all-state and all-metro honors during those years... Made 46 tackles and recorded 11 sacks as a defensive tackle during his senior campaign... Played in the U.S. Army All-American game in San Antonio... Earned two varsity letters and was an all-conference selection in wrestling... Was a member of the National Honor Society and Junior ROTC while serving as student council co-president... Part of St. Paul Mayor Randy Kelly's Youth Advisory Board... Featured in MTV's "True Life" series with his episode (I Want the Perfect Body) focusing on his efforts to gain weight over the summer so he could play as a true freshman at Notre Dame... Harris' father, Kevin, played football at Wisconsin-Stout... A devout Muslim... Majored in political science and economics at Notre Dame... Ryan Emerson Wilcox Harris was born on March 11, 1985, in Minneapolis.

HARRIS' REGULAR SEASON RECORD

Year	Club	G	S
2007	Denver	11	0
2008	Denver	16	16
CAREER TOTALS		27	16

ADDITIONAL STATISTICS: Miscellaneous tackles — 2008 (3), TOTAL (3).



RENALDO HILL

5-11 • 205 • 9TH YR. • MICHIGAN STATE

BORN: Nov. 12, 1978, in Detroit

HIGH SCHOOL: Chadsey High School, Detroit

ACQUIRED: Unrestricted Free Agent (Miami), 2009

NFL YEAR: 9th • **YEAR WITH BRONCOS:** 1st

NFL GAMES PLAYED/STARTED: 110/83 • **POSTSEASON:** 1/1

SAFETY



23

HILL AT A GLANCE:

- A ninth-year safety who has started at least 10 games during five of the last six seasons and enters his first season with the Broncos in 2009 after a three-year stint with Miami.
- Played for Miami (2006-08), Oakland (2005) and Arizona (2001-04), opening his NFL career as a cornerback before seeing the majority of his playing time as a safety beginning in 2006 with the Dolphins.
- Started 84 games for his career, opening up 42 games at safety and 42 contests at cornerback.
- Appeared in all 16 games for the third time in the previous four seasons with the Dolphins in 2008, totaling 75 tackles (60 solo) and three interceptions as a 15-game starter.
- Notched a personal-best 86 tackles (72 solo) as a 13-game starter for the Raiders in 2005.
- Totaled a career-high five interceptions (119 yds.), including one returned 70 yards for a touchdown, that tied for sixth among NFC cornerbacks with the Cardinals in 2003.
- Received first-team All-Big Ten Conference honors as a senior at Michigan State University, where he started 35 games (all at cornerback) for his career.
- Joined the Broncos as an unrestricted free agent on March 2, 2009.
- Selected by Arizona in the seventh round (202nd overall) of the 2001 NFL Draft.

CAREER TRANSACTIONS: Signed by Arizona as a draft choice 6/5/01; Signed by Oakland as an unrestricted free agent 4/12/05; Signed by Miami as an unrestricted free agent 3/17/06; Placed on injured reserve (right knee) by Miami 10/24/07; Signed by Denver as an unrestricted free agent 3/2/09.



2008: Hill ranked third on the Dolphins with 75 tackles (60 solo) and had three interceptions (34 yds.) in 16 games (15 starts) at free safety... Added four pass breakups and three special-teams tackles... Made his post-season debut in an AFC Wild Card Game vs. Bal. (1/4), registering two tackles in a start against the Ravens... Matched a career high with 11 tackles (7 solo) vs. S.F. (12/14).

2007: Hill recorded 32 tackles (26 solo), one interception (24 yds.), two pass breakups and one forced fumble in seven games (all starts) for Miami at the safety position... Sustained a torn anterior cruciate ligament in his right knee in the second quarter vs. N.E. (10/21) and was placed on injured reserve on Oct. 24.

2006: Hill started all 16 games (all at free safety) for the first time in his career with Miami and finished third on the team with 83 tackles (61 solo) that led the club's defensive backs... Had two interceptions (33 yds.), nine pass breakups and one fumble recovery, which he returned 48 yards for a touchdown vs. Min. (11/19)... Added three special-teams stops.

2005: Hill totaled a career-high 86 tackles (72 solo) along with one interception and five pass breakups in 16 games (13 starts) for Oakland... Started three games at free safety and 10 contests as the nickel cornerback... Had two 10-tackle games... Posted three special-teams stops for the year.

2004: Hill played 13 games (10 starts) at cornerback for Arizona, collecting 45 tackles (38 solo), one interception (12 yds.), one sack (12 yds.), 10 pass breakups and one forced fumble... Was inactive for the final two games of the year with a back injury.

2003: Hill started all 14 of his games played for Arizona at left cornerback, totaling a personal-best five interceptions (119 yds.) that tied for sixth among NFC players at his position and ranked second among all Cardinals... Added 58 tackles (47 solo), two sacks (6 yds.), 11 pass breakups and one forced fumble... Recorded two interceptions (96 yds.), including one that he returned 70 yards for a touchdown vs. Stl. (11/23)... Inactive for two games (Games 12-13) with a sprained ankle.

HILL'S INTs BY QUARTERBACK

*denotes win (Hill's teams are 7-7, including postseason, in games in which he records an interception.)

QB	INTs	Dates
Marc Bulger	3	2 vs. Stl., 11/23/03, 1 at Stl., 11/30/08*
Quincy Carter	2	1 vs. Dal., 10/20/02*, 1 at Dal., 10/5/03
Jon Kitna	2	1 vs. Cin., 11/2/03*, 1 at Det., 11/23/06*
Jason Campbell	1	at Was., 9/9/07
Matt Cassel	1	vs. N.E., 11/23/08
Trent Dilfer	1	at Sea., 12/21/03
Charlie Frye	1	vs. Cle., 12/18/05
Jeff Garcia	1	vs. S.F., 12/21/02
Rex Grossman	1	at Chi., 11/5/06*
Matt Hasselbeck	1	vs. Sea., 10/24/04*
Tyler Thigpen	1	at K.C., 12/21/08*

2002: Hill played 14 games (7 starts) for the Cardinals at cornerback, registering 56 tackles (52 solo), two interceptions (4 yds.), one sack (8 yds.), eight pass breakups and two fumble recoveries... Made seven tackles on special teams... Intercepted his first career pass (Quincy Carter) vs. Dal. (10/20).

2001: Selected by Arizona in the seventh round (202nd overall) of the 2001 NFL Draft, Hill played 14 games (1 start) as a rookie and posted 22 tackles (16 solo), 0.5 sacks (2.5 yds.), two pass breakups and three special-teams stops... Inactive for two games (Games 14-15) with a hamstring injury.

COLLEGE: Hill was a three-year letterman at Michigan State University, where he started all 35 games played at right cornerback... Finished his career with 182 tackles, nine interceptions and 36 pass breakups... Named first-team All-Big Ten Conference by several outlets as a senior in 2000 when he posted 71 tackles, three interceptions and 11 pass breakups... Received honorable mention All-Big Ten accolades the previous year when he totaled 57 tackles, one interception and 13 pass breakups as a junior.

PERSONAL: Hill started all four years at defensive back at Chadsey High School in Detroit, where he was named to the school's academic honor roll twice... Was part of the Dolphins' "All-Community Team" in 2006, donating 20 tickets for every home game through his foundation to the South Florida YMCA... Donated a block of tickets to various high school student-athletes in 2007 with the Dolphins... Hosted eight R.A.P. (Reaching and Accessing People) sessions at local high schools in 2006 with Miami... Hosted a back-to-school event in Liberty City while in Miami... Sponsored 21 children from the Family Resource Center, which cares for kids in the foster care system in Miami, for the holidays... Took part in the Souper Bowl of Caring project... Voted as the recipient of the Dolphins' 2006 "Nat Moore Community Service Award"... Has participated in events that benefit the Cooperative Feeding Program as well as Habitat for Humanity... Brother, Ray, also played at Michigan State and with the Miami Dolphins... Majored in merchandising management at Michigan State... Renaldo Hill was born on Nov. 12, 1978, in Detroit.

HILL'S REGULAR SEASON RECORD

Year	Club	G	S	UT	A	TT	S-Yds.	I-Yds.	PD	FF	FR	TD-Int.	TD-FR	S	Pts.
2001	Arizona	14	1	16	6	22	0.5-2.5	0-0	2	0	0	0	0	0	0
2002	Arizona	14	7	52	4	56	1-8	2-4	8	0	2	0	0	0	0
2003	Arizona	14	14	47	11	58	2-6	5-119	11	1	0	1	0	0	6
2004	Arizona	13	10	38	7	45	1-12	1-2	10	1	0	0	0	0	0
2005	Oakland	16	13	72	14	86	0-0	1-0	5	0	0	0	0	0	0
2006	Miami	16	16	61	22	83	0-0	2-33	9	0	1	0	1	0	6
2007	Miami	7	7	26	6	32	0-0	1-24	2	1	0	0	0	0	0
2008	Miami	16	15	60	15	75	0-0	3-34	4	0	0	0	0	0	0
CAREER TOTALS		110	83	372	85	457	4.5-28.5	15-216	51	3	3	1	1	0	12

ADDITIONAL STATISTICS: Special teams tackles — 2001 (3), 2002 (7), 2005 (3), 2006 (3), 2008 (3), TOTAL (19). Returned an interception 70 yards for a touchdown vs. St. Louis (11/23/03) and scored on a 48-yard fumble recovery vs. Minnesota (11/19/06).

HILL'S POSTSEASON RECORD

Year	Club	G	S	UT	A	TT	S-Yds.	I-Yds.	PD	FF	FR	TD-Int.	TD-FR	S	Pts.
2008	Miami	1	1	2	0	2	0-0	0-0	0	0	0	0	0	0	0
CAREER TOTALS		1	1	2	0	2	0-0	0-0	0	0	0	0	0	0	0

HILL'S SINGLE GAME HIGHS

(Postseason in parentheses)

Interceptions — 2 vs. St. Louis, 11/23/03 (none). **Interception return yards** — 96 vs. St. Louis, 11/23/03 (none). **Sacks** — 1, four times, last vs. St. Louis, 12/19/04 (none). **Sack yards** — 12 vs. St. Louis, 12/19/04 (none).

HILL'S MULTIPLE INTERCEPTION GAMES (1)

*denotes win (Hill's teams are 0-1 when he records more than one interception in a game.)

Date	Opponent	I-Yds.
11/23/03	vs. St. Louis	2-96

DID YOU KNOW?

The Broncos in 2007 tied a franchise record by appearing in four overtime games (2-2 record), marking the highest total in a season for an NFL team since 2003 (Carolina, four overtime games). Denver also appeared in four overtime games during the 1985 campaign (2-2 record).

RENALDO HILL'S CAREER GAME-BY-GAME

(Victories asterisked)

2001 ARIZONA (7-9)										
TACKLES										
Date	Opponent	P/S	UT	A	TT	S-Yds.	I-Yds.	PD	FF	FR
Sep 23	vs. Denver	P	0	0	0	0-0	0-0	0	0	0
Sep 30	vs. Atlanta	P	0	0	0	0-0	0-0	0	0	0
Oct 7	at Philadelphia*	P	0	0	0	0-0	0-0	0	0	0
Oct 14	at Chicago	P	0	0	0	0-0	0-0	1	0	0
Oct 21	vs. Kansas City*	P	0	1	1	0-0	0-0	0	0	0
Oct 28	at Dallas	P	0	0	0	0-0	0-0	0	0	0
Nov 4	vs. Philadelphia	P	4	1	5	0.5-2.5	0-0	0	0	0
Nov 11	vs. N.Y. Giants	P	0	0	0	0-0	0-0	1	0	0
Nov 18	vs. Detroit*	P	1	1	2	0-0	0-0	0	0	0
Nov 25	at San Diego*	P	1	0	1	0-0	0-0	0	0	0
Dec 2	at Oakland*	P	1	1	2	0-0	0-0	0	0	0
Dec 9	vs. Washington	P	4	1	5	0-0	0-0	0	0	0
Dec 15	at N.Y. Giants	S	3	1	4	0-0	0-0	0	0	0
Games 14-15					INACTIVE					
Jan 6	at Washington	P	2	0	2	0-0	0-0	0	0	0
Regular Season Totals		14/1	16	6	22	0.5-2.5	0-0	2	0	0

2002 ARIZONA (5-11)										
TACKLES										
Date	Opponent	P/S	UT	A	TT	S-Yds.	I-Yds.	PD	FF	FR
Sep 8	at Washington	P	2	0	2	0-0	0-0	0	0	0
Sep 15	at Seattle*	P	3	0	3	0-0	0-0	0	0	0
Sep 22	vs. San Diego	P	8	1	9	0-0	0-0	1	0	0
Sep 29	vs. N.Y. Giants*	S	5	0	5	0-0	0-0	1	0	0
Oct 6	at Carolina*	S	4	1	5	0-0	0-0	1	0	2
Oct 20	vs. Dallas*	S	8	0	8	0-0	1-3	1	0	0
Oct 27	at San Francisco	S	2	0	2	0-0	0-0	1	0	0
Nov 3	vs. St. Louis				INACTIVE					
Nov 10	vs. Seattle	P	0	0	0	0-0	0-0	0	0	0
Nov 17	at Philadelphia	P	1	0	1	0-0	0-0	0	0	0
Nov 24	vs. Oakland				INACTIVE					
Dec 1	at Kansas City	S	3	0	3	0-0	0-0	0	0	0
Dec 8	vs. Detroit*	S	4	0	4	0-0	0-0	2	0	0
Dec 15	at St. Louis	P	3	0	3	1-8	0-0	0	0	0
Dec 21	vs. San Francisco	S	8	1	9	0-0	1-1	1	0	0
Dec 29	at Denver	P	1	1	2	0-0	0-0	0	0	0
Regular Season Totals		14/7	52	4	56	1-8	2-4	8	0	2

2003 ARIZONA (4-12)										
TACKLES										
Date	Opponent	P/S	UT	A	TT	S-Yds.	I-Yds.	PD	FF	FR
Sep 7	at Detroit	S	3	0	3	0-0	0-0	0	0	0
Sep 14	vs. Seattle	S	1	0	1	0-0	0-0	1	0	0
Sep 21	vs. Green Bay*	S	0	1	1	0-0	0-0	0	0	0
Sep 28	at St. Louis	S	7	0	7	1-4	0-0	0	0	0
Oct 5	at Dallas	S	1	1	2	0-0	1-2	1	0	0
Oct 12	vs. Baltimore	S	2	1	3	0-0	0-0	1	0	0
Oct 26	vs. San Francisco*	S	4	3	7	0-0	0-0	0	0	0
Nov 2	vs. Cincinnati*	S	2	0	2	1-2	1-7	2	1	0
Nov 9	at Pittsburgh	S	4	1	5	0-0	0-0	0	0	0
Nov 16	at Cleveland	S	9	2	11	0-0	0-0	0	0	0
Nov 23	vs. St. Louis	S	3	0	3	0-0	2-96	2	0	0
Games 12-13					INACTIVE					
Dec 14	vs. Carolina	S	2	0	2	0-0	0-0	1	0	0
Dec 21	at Seattle	S	3	2	5	0-0	1-18	1	0	0
Dec 28	vs. Minnesota*	S	6	0	6	0-0	0-0	2	0	0
Regular Season Totals		14/14	47	11	58	2-6	5-119	11	1	0

2004 ARIZONA (6-10)										
TACKLES										
Date	Opponent	P/S	UT	A	TT	S-Yds.	I-Yds.	PD	FF	FR
Sep 12	at St. Louis	P	1	0	1	0-0	0-0	1	0	0
Sep 19	vs. New England				INACTIVE					
Sep 26	at Atlanta	P	0	0	0	0-0	0-0	0	0	0
Oct 3	vs. New Orleans*	P	2	0	2	0-0	0-0	0	0	0
Oct 10	at San Francisco	S	5	2	7	0-0	0-0	0	0	0
Oct 24	vs. Seattle*	S	3	0	3	0-0	1-2	2	0	0
Oct 31	at Buffalo	S	2	0	2	0-0	0-0	1	0	0
Nov 7	at Miami*	S	6	4	10	0-0	0-0	0	0	0
Nov 14	vs. N.Y. Giants*	S	4	0	4	0-0	0-0	0	0	0
Nov 21	at Carolina	S	2	1	3	0-0	0-0	3	0	0
Nov 28	vs. N.Y. Jets	S	6	0	6	0-0	0-0	0	1	0
Dec 5	at Detroit	S	5	0	5	0-0	0-0	2	0	0
Dec 12	vs. San Francisco	S	0	0	0	0-0	0-0	0	0	0
Dec 19	vs. St. Louis*	S	2	0	2	1-12	0-0	1	0	0
Games 15-16					INACTIVE					
Regular Season Totals		13/10	38	7	45	1-12	1-2	10	1	0

2005 OAKLAND (4-12)										
TACKLES										
Date	Opponent	P/S	UT	A	TT	S-Yds.	I-Yds.	PD	FF	FR
Sep 8	at New England	P	1	2	3	0-0	0-0	0	0	0
Sep 18	vs. Kansas City	S	2	0	2	0-0	0-0	0	0	0
Sep 25	at Philadelphia	S	4	0	4	0-0	0-0	1	0	0
Oct 2	vs. Dallas*	P	4	0	4	0-0	0-0	0	0	0
Oct 16	vs. San Diego	S	3	0	3	0-0	0-0	1	0	0
Oct 23	vs. Buffalo*	P	5	0	5	0-0	0-0	1	0	0
Oct 30	at Tennessee*	S	6	2	8	0-0	0-0	0	0	0
Nov 6	at Kansas City	S	5	0	5	0-0	0-0	1	0	0
Nov 13	vs. Denver	S	9	1	10	0-0	0-0	0	0	0
Nov 20	at Washington*	S	4	0	4	0-0	0-0	0	0	0
Nov 27	vs. Miami	S	8	2	10	0-0	0-0	0	0	0
Dec 4	at San Diego	S	5	2	7	0-0	0-0	0	0	0
Dec 11	at N.Y. Jets	S	5	0	5	0-0	0-0	0	0	0
Dec 18	vs. Cleveland	S	3	2	5	0-0	1-0	1	0	0
Dec 24	at Denver	S	4	3	7	0-0	0-0	0	0	0
Dec 31	N.Y. Giants	S	4	0	4	0-0	0-0	0	0	0
Regular Season Totals		16/13	72	14	86	0-0	1-0	5	0	0

2006 MIAMI (6-10)										
TACKLES										
Date	Opponent	P/S	UT	A	TT	S-Yds.	I-Yds.	PD	FF	FR
Sep 7	at Pittsburgh	S	5	1	6	0-0	0-0	0	0	0
Sep 17	vs. Buffalo	S	3	3	6	0-0	0-0	0	0	0
Sep 24	vs. Tennessee*	S	3	3	6	0-0	0-0	0	0	0
Oct 1	at Houston	S	2	0	2	0-0	0-0	0	0	0
Oct 8	at New England	S	3	2	5	0-0	0-0	0	0	0
Oct 15	at N.Y. Jets	S	8	1	9	0-0	0-0	0	0	0
Oct 22	vs. Green Bay	S	4	0	4	0-0	0-0	1	0	0
Nov 5	at Chicago*	S	5	0	5	0-0	1-12	1	0	0
Nov 12	vs. Kansas City*	S	3	2	5	0-0	0-0	0	0	0
Nov 19	vs. Minnesota*	S	2	3	5	0-0	0-0	2	0	1
Nov 23	at Detroit*	S	2	0	2	0-0	1-21	3	0	0
Dec 3	vs. Jacksonville	S	3	3	6	0-0	0-0	1	0	0
Dec 10	vs. New England*	S	6	2	8	0-0	0-0	0	0	0
Dec 17	at Buffalo	S	3	0	3	0-0	0-0	0	0	0
Dec 25	vs. N.Y. Jets	S	4	1	5	0-0	0-0	1	0	0
Dec 31	at Indianapolis	S	5	1	6	0-0	0-0	0	0	0
Regular Season Totals		16/16	61	22	83	0-0	2-33	9	0	1

2007 MIAMI (1-15)										
TACKLES										
Date	Opponent	P/S	UT	A	TT	S-Yds.	I-Yds.	PD	FF	FR
Sep 9	at Washington	S	1	1	2	0-0	1-24	1	0	0
Sep 16	vs. Dallas	S	4	1	5	0-0	0-0	0	0	0
Sep 23	at N.Y. Jets	S	4	2	6	0-0	0-0	0	0	0
Sep 30	vs. Oakland	S	5	0	5	0-0	0-0	1	0	0
Oct 7	at Houston	S	3	1	4	0-0	0-0	0	0	0
Oct 14	at Cleveland	S	4	1	5	0-0	0-0	0	1	0
Oct 21	vs. New England	S	5	0	5	0-0	0-0	0	0	0
Oct 28	vs. N.Y. Giants				PLACED ON INJURED RESERVE (RIGHT KNEE) 10/24/07					
Regular Season Totals		7/7	26	6	32	0-0	1-24	2	1	0

2008 MIAMI (11-5)										
TACKLES										
Date	Opponent	P/S	UT	A	TT	S-Yds.	I-Yds.	PD	FF	FR
Sep 7	vs. N.Y. Jets	P	1	0	1	0-0	0-0	0	0	0
Sep 14	at Arizona	S	4	1	5	0-0	0-0	0	0	0
Sep 21	at New England*	S	6	1	7	0-0	0-0	0	0	0
Oct 5	vs. San Diego*	S	2	0	2	0-0	0-0	0	0	0
Oct 12	at Houston	S	3	6	9	0-0	0-0	0	0	0
Oct 19	vs. Baltimore	S	4	0	4	0-0	0-0	0	0	0
Oct 26	vs. Buffalo*	S	6	0	6	0-0	0-0	0	0	0
Nov 2	at Denver*	S	2	0	2	0-0	0-0	0	0	0
Nov 9	vs. Seattle*	S	5	0	5	0-0	0-0	0	0	0
Nov 16	vs. Oakland*	S	4	2	6	0-0	0-0	0	0	0
Nov 23	vs. New England	S	4	0	4	0-0	1-17	1	0	0
Nov 30	at St. Louis*	S	3	0	3	0-0	1-1	1	0	0
Dec 7	at Buffalo*	S	2	0	2	0-0	0-0	0	0	0
Dec 14	vs. San Francisco*	S	7	4	11	0-0	0-0	1	0	0
Dec 21	at Kansas City*	S	3	0	3	0-0	1-16	1	0	0
Dec 28	at N.Y. Jets*	S	4	1	5	0-0	0-0	0	0	0
Regular Season Totals		16/15	60	15	75	0-0	3-34	4	0	0
Postseason Totals		1/1	2	0	2	0-0	0-0	0	0	0

§AFC Wild Card Game



PEYTON HILLIS
 6-1 • 240 • 2ND YR. • ARKANSAS
BORN: Jan. 21, 1986, in Conway, Ark.
HIGH SCHOOL: Conway High School, Conway, Ark.
ACQUIRED: Draft #7b (227th overall), 2008
NFL YEAR: 2nd • **YEAR WITH BRONCOS:** 2nd
NFL GAMES PLAYED/STARTED: 12/6




RUNNING BACK

HILLIS AT A GLANCE:

- A second-year running back who averaged 5.0 yards per carry (68-343) and tied for the Broncos' team lead with six touchdowns (5 rush, 1 rec.) in 12 games (6 starts) as a rookie in 2008.
- Joined Floyd Little (1968) as one of two players in Broncos history with a 100-yard rushing and a 100-yard receiving game in the same season with one of each in 2008.
- Posted 116 receiving yards (7 rec., 1 TD) vs. Miami (11/2/08) that marked the fifth-highest receiving output by a Broncos running back in club history.
- Named Diet Pepsi NFL Rookie of the Week and FedEx Ground NFL Player of the Week after recording 129 rushing yards (22 att., 5.9 avg., 1 TD) at the New York Jets (11/30/08).
- Totaled 2,624 career all-purpose yards and 23 touchdowns as a three-year starter at the University of Arkansas, where he saw time as a fullback, running back, wide receiver, kickoff returner and punt returner.
- Finished his career at Arkansas tied for seventh in school history in receptions (118), tied for ninth in touchdown receptions (11) and 15th in receiving yards (1,195), totals that all marked school records for running backs.
- Blocked for two-time Heisman Trophy runner-up Darren McFadden at Arkansas and helped both he and fellow Razorbacks rusher Felix Jones each post 1,000-yard rushing campaigns in 2006 and '07.
- Selected by the Broncos in the seventh round (227th overall) of the 2008 NFL Draft.

CAREER TRANSACTIONS: Signed by Denver as a draft choice 7/16/07; Placed on injured reserve (right hamstring) by Denver 12/9/08.



2008: Selected by the Broncos in the seventh round (227th overall) of the 2008 NFL Draft, Hillis totaled a team-high 343 yards on 68 carries (5.0 avg.) with five rushing touchdowns in 12 games (6 starts) before he was placed on injured reserve (right hamstring) on Dec. 9... Started three games at tailback and three at fullback... Added 14 receptions for 179 yards (12.8 avg.) with one touchdown while tying for the team lead with six total touchdowns... Joined Floyd Little (1968) as one of two players in Broncos history with a 100-yard rushing (129 yds. at NYJ 11/30) and a 100-yard receiving (116 yds. vs. Mia. 11/2) game in the same season... Became one of only three Broncos to have a 100-yard rushing and a 100-yard receiving game for his career... Totaled the fifth-highest receiving yardage total (129) by a Broncos running back in a game with his performance against Miami... Named Diet Pepsi NFL Rookie of the Week, FedEx Ground NFL Player of the Week and ESPN.com AFC West Player of the Week with his 129-yard rushing effort against the Jets... Started each of his final four games played as a rookie.

COLLEGE: Hillis totaled 2,624 career all-purpose yards and 23 touchdowns as a three-year starter at the University of Arkansas, where he saw time as a fullback, running back, wide receiver and special-teams returner... Played 44 career games (29 games) at Arkansas, totaling 203 rushes for 959 yards (4.7 avg.) with 12 touchdowns, 118 receptions for 1,195 yards (1.1 avg.) with 11 scores, 25 punt returns for 257 yards (10.3 avg.) and 12 kickoff returns for 213 yards (17.8 avg.)... Blocked for two-time Heisman Trophy runner-up Darren McFadden and helped both he and fellow Razorbacks rusher Felix Jones each post 1,000-yard rushing campaigns in 2006 and '07... Led the Razorbacks in both receptions (49) and receiving yards (537) while adding five receiving scores and totaling 886 all-purpose yards as a senior... Received the 2007 Paul Eells Award for the Arkansas player who showed outstanding character through adversity... Had a career-best 947 all-purpose yards as a sophomore.

HILLIS A THREAT OUT OF THE BACKFIELD

BRONCOS WITH BOTH 100-YARD RUSHING AND 100-YARD RECEIVING GAMES, TEAM HISTORY

Player	Years	100-Yd. Rush	100-Yd. Rec.
1. Floyd Little	1967-75	15	2
2. Bobby Anderson	1970-73	1	1
3. Peyton Hillis	2008-Pres.	1	1

PERSONAL: Hillis was a *SuperPrep* All-American at Conway High School in Conway, Ark., with that publication ranking him as the best fullback in the nation and the top prospect in Arkansas... Received consensus all-state honors as a senior, totaling 2,631 rushing yards on 261 carries (10.1 avg.) with 29 touchdowns to earn the Landers Award as the top high school football player in Arkansas... Majored in sociology at Arkansas... Peyton Hillis was born on Jan. 21, 1986, in Conway, Ark.

HILLIS' REGULAR SEASON RECORD

Year	Club	G	S	RUSHING					RECEIVING					SCORING					
				No.	Yds.	Avg.	LG	TD	No.	Yds.	Avg.	LG	TD	TD	TDr	2pt	Pts.		
2008	Denver	12	6	68	343	5.0	19	5	14	179	12.8	47	1	6	5	1	0	0	36
CAREER TOTALS		12	6	68	343	5.0	19	5	14	179	12.8	47	1	6	5	1	0	0	36

ADDITIONAL STATISTICS: Special teams tackles — 2008 (2), TOTAL (2). Miscellaneous tackles — 2008 (1), TOTAL (1). Kick returns — 2008 (4 for 65 yds., 16.3 avg., 25 LG), TOTAL (4 for 65 yds., 16.3 avg., 25 LG).

HILLIS' SINGLE GAME HIGHS

(Postseason in parentheses)

Rushes — 22 at N.Y. Jets, 11/30/08 (none). **Rushing yards** — 129 at N.Y. Jets, 11/30/08 (none). **Longest rush** — 19 at N.Y. Jets, 11/30/08 (none). **Rushing touchdowns** — 2 at Atlanta, 11/16/08 (none). **Receptions** — 7 vs. Miami, 11/2/08 (none). **Receiving yards** — 116 vs. Miami, 11/2/08 (none). **Longest reception** — 47 vs. Miami, 11/2/08 (none). **Receiving touchdowns** — 1 vs. Miami, 11/2/08 (none). **Kick returns** — 2, twice, last at Cleveland, 11/6/08 (none). **Kick return yards** — 47 vs. New Orleans, 9/21/08 (none). **Longest kick return** — 25 vs. New Orleans, 9/21/08 (none).

PEYTON HILLIS' CAREER GAME-BY-GAME

(Victories asterisked)

2008 DENVER (8-8)		P/S	RUSHING					RECEIVING					SCORING		
Date	Opponent		No.	Yds.	Avg.	LG	TD	No.	Yds.	Avg.	LG	TD	2pt	Pts.	
Sep 8	at Oakland*	P	3	14	4.7	5	0	1	4	4.0	4	0	0	0	
Sep 14	vs. San Diego*	P	0	0	0.0	—	0	0	0	0.0	—	0	0	0	
Sep 21	vs. New Orleans*	S	0	0	0.0	—	0	0	0	0.0	—	0	0	0	
Sep 28	at Kansas City	P	0	0	0.0	—	0	0	0	0.0	—	0	0	0	
Oct 5	vs. Tampa Bay*	INACTIVE													
Oct 12	vs. Jacksonville	P	0	0	0.0	—	0	0	0	0.0	—	0	0	0	
Oct 20	at New England	P	0	0	0.0	—	0	0	0	0.0	—	0	0	0	
Nov 2	vs. Miami	S	0	0	0.0	—	0	7	116	16.6	47	1	0	6	
Nov 6	at Cleveland*	P	8	24	3.0	10	0	0	0	0.0	—	0	0	0	
Nov 16	at Atlanta*	S	10	44	4.4	12	2	3	26	8.7	14	0	0	12	
Nov 23	vs. Oakland	S	17	74	4.4	13	1	2	22	11.0	16	0	0	6	
Nov 30	at N.Y. Jets*	S	22	129	5.9	19	1	0	0	0.0	—	0	0	6	
Dec 7	vs. Kansas City*	S	8	58	7.3	18†	1	1	11	11.0	11	0	0	6	
Dec 14	at Carolina	PLACED ON INJURED RESERVE (RIGHT HAMSTRING) 12/9/08													
Regular Season Totals			12/6	68	343	5.0	19	5	14	179	12.8	47	1	0	36



CHAD JACKSON
 6-1 • 223 • 4TH YR. • FLORIDA
BORN: March 6, 1985, in Birmingham, Ala.
HIGH SCHOOL: Hoover High School, Hoover, Ala.
ACQUIRED: Free Agent, 2008
NFL YEAR: 4th • **YEAR WITH BRONCOS:** 2nd
NFL GAMES PLAYED/STARTED: 18/1 • **POSTSEASON:** 3/0




WIDE RECEIVER

JACKSON AT A GLANCE:

- A fourth-year wide receiver who enters his second season with the Broncos in 2009 after spending the final nine games of the 2008 campaign on their roster.
- Played 17 games (14 regular season, 3 postseason) for New England during his first two professional seasons from 2006-07 and competed in the Patriots' training camp in 2008.
- Totaled 13 catches for 152 yards (11.7 avg.) with three touchdowns in 12 games (1 start) with the Patriots during his rookie season in 2006.
- Returned 14 career kickoffs for 268 yards (19.1 avg.), including eight kickoff returns (162 yds., 20.3 avg.) in Denver's 2008 season finale at San Diego (12/28/08) that tied the club's single-game record.
- Named a semifinalist for the Biletnikoff Award (nation's best receiver) as a junior at the University of Florida in 2005 after ranking sixth in the nation and first in the Southeastern Conference with 88 receptions that marked the fourth-highest season total in SEC annals.

- Joined the Broncos as a free agent on Oct. 27, 2008.
- Selected by New England in the second round (36th overall) of the 2006 NFL Draft.

CAREER TRANSACTIONS: Signed by New England as a draft choice 7/24/06; Placed on reserve/physically unable to perform list by New England 8/28/07; Removed from reserve/physically unable to perform list by New England 11/7/07; Waived by New England 8/31/08; Signed by Denver 10/27/08.



2008: Jackson spent the final nine games of the year on Denver's roster, appearing in four games (0 starts) and totaling one catch for 19 yards and eight kickoff returns for 162 yards (20.3 avg.)... Made his only catch of the year, a 19-yarder, at NYJ (11/30)... Tied the Broncos' single-game record with eight kickoff returns (162 yds., 20.3 avg.) in the season finale at S.D. (12/28)... Competed in training camp with New England but was waived on Aug. 31... Signed with Denver on Oct. 27.

2007: Jackson saw time in two games (0 starts) for New England, gaining 85 yards on five kickoff returns (17.0 avg.) and seven yards on two punt returns (3.5 avg.)... Saw time in the Patriots' AFC Divisional Playoff Game vs. Jac. (1/12), returning four kickoffs for 78 yards (19.5 avg.) in that contest... Spent the first nine games of the year on New England's reserve/physically unable to perform list with a knee injury suffered at the end of the 2006 season.

2006: Selected by New England in the second round (36th overall) of the 2006 NFL Draft, Jackson played 12 games (1 start) as a rookie and had 13 catches for 152 yards (11.7 avg.) with three touchdowns for the Patriots... Added four rushes for 22 yards (5.5 avg.), three punt returns for 76 yards (25.3 avg.) and a 21-yard kickoff return... Saw time in two playoff games for the Patriots... Suffered a torn anterior cruciate ligament in the AFC Championship Game at Ind. (1/21), a contest in which he totaled one special-teams tackle... Had three receiving touchdowns in his first five games played... Made his first NFL start vs. Mia. (10/8).

COLLEGE: Jackson played 39 career games (14 starts) at the University of Florida, posting 120 receptions for 1,586 yards (13.2 avg.) with 16 touchdowns in three seasons... Finished his collegiate career ranked 14th in Florida history with 120 receptions... Tied a school record with 88 receptions as a junior in 2005 that ranked sixth in the nation and led the Southeastern Conference... Named a semifinalist for the Biletnikoff Award (nation's best receiver) and a first-team All-SEC selection (Associated Press) as a junior with his 88 catches that year marking the fourth-highest season total in SEC history... Did not miss a game in three seasons at Florida.

PERSONAL: Jackson was a three-year starter at Hoover High School in Hoover, Ala., where he was named to the *Parade* and *SuperPrep* All-America teams... Placed third in the state track meet in the 300-meter event... Also played basketball for three years before concentrating on football as a senior... Served dinner to the homeless at the Pine Street Inn in Boston in 2007... Majored in anthropology at Florida... Has one daughter (Adriel)... Son of Kaye and Watson Jackson... Chad Wolfgang Jackson was born on March 6, 1985, in Birmingham, Ala.

JACKSON'S REGULAR SEASON RECORD

Year	Club	RECEIVING							SCORING						
		G	S	No.	Yds.	Avg.	LG	TD	TD	TDr	TDp	TDrt	2pt	Pts.	
2006	New England	12	1	13	152	11.7	35t	3	0	0	3	0	0	0	18
2007	New England	2	0	0	0	0.0	—	0	0	0	0	0	0	0	
2008	Denver	4	0	1	19	19.0	19	0	0	0	0	0	0	0	
CAREER TOTALS		18	1	14	171	12.2	35t	3	0	0	3	0	0	18	
BRONCOS TOTALS		4	0	1	19	19.0	19	0	0	0	0	0	0	0	

Year	Club	PUNT RETURNS					KICKOFF RETURNS					
		No.	FC	Yds.	Avg.	LG	TD	No.	Yds.	Avg.	LG	TD
2006	New England	3	0	76	25.3	29	0	1	21	21.0	21	0
2007	New England	2	0	7	3.5	6	0	5	85	17.0	39	0
2008	Denver	0	0	0	0.0	—	0	8	162	20.3	24	0
CAREER TOTALS		5	0	83	16.6	29	0	14	268	19.1	39	0
BRONCOS TOTALS		0	0	0	0.0	—	0	8	162	20.3	24	0

ADDITIONAL STATISTICS: Miscellaneous tackles — 2006 (1), TOTAL (1). Rushing — 2006 (4 for 22 yds., 5.5 avg., 14 LG), TOTAL (4 for 22 yds., 5.5 avg., 14 LG).

JACKSON'S POSTSEASON RECORD

Year	Club	RECEIVING							SCORING					
		G	S	No.	Yds.	Avg.	LG	TD	TD	TDr	TDp	TDrt	2pt	Pts.
2006	New England	2	0	0	0	0.0	—	0	0	0	0	0	0	0
2007	New England	1	0	0	0	0.0	—	0	0	0	0	0	0	0
CAREER TOTALS		3	0	0	0	0.0	—	0	0	0	0	0	0	0

Year	Club	PUNT RETURNS					KICKOFF RETURNS					
		No.	FC	Yds.	Avg.	LG	TD	No.	Yds.	Avg.	LG	TD
2006	New England	0	0	0	0.0	—	0	0	0	0	—	0
2007	New England	0	0	0	0.0	—	0	4	78	19.5	21	0
CAREER TOTALS		0	0	0	0.0	—	0	4	78	19.5	21	0

ADDITIONAL STATISTICS: Special teams tackles — 2006 (1), TOTAL (1).

JACKSON'S SINGLE GAME HIGHS

(Postseason in parentheses)

Receptions — 2, four times, last at Tennessee, 12/31/06 (none). **Receiving yards** — 42 at N.Y. Jets, 9/17/06 (none). **Longest reception** — 35t at Buffalo, 10/22/06 (none). **Receiving touchdowns** — 1, three times, last at Minnesota, 10/30/06 (none). **Punt returns** — 2, twice, last vs. Pittsburgh, 12/9/07 (none). **Punt return yards** — 65 at Tennessee, 12/31/06 (none). **Longest punt return** — 39 at Tennessee, 12/31/06 (none). **Punt return touchdowns** — None (none). **Kick returns** — 8 at San Diego, 12/28/08 (none). **Kick return yards** — 162 at San Diego, 12/28/08 (78 vs. Jacksonville, 1/12/08). **Longest kick return** — 39 vs. Pittsburgh, 12/9/07 (21 vs. Jacksonville, 1/12/08). **Kick return touchdowns** — None (none).

CHAD JACKSON'S CAREER GAME-BY-GAME

(Victories asterisked)

2006 NEW ENGLAND (12-4)			RECEIVING					SCORING		
Date	Opponent	P/S	No.	Yds.	Avg.	LG	TD	2pt.	Pts.	
Sep 10	vs. Buffalo*									
Sep 17	at N.Y. Jets*	P	2	42	21.0	29	1	0	6	
Sep 24	vs. Denver									
Oct 1	at Cincinnati*	P	2	9	4.5	7	0	0	0	
Oct 8	vs. Miami*	S	0	0	0.0	—	0	0	0	
Oct 22	at Buffalo*	P	1	35	35.0	35t	1	0	6	
Oct 30	at Minnesota*	P	1	10	10.0	10t	1	0	6	
Nov 5	vs. Indianapolis	P	1	9	9.0	9	0	0	0	
Nov 12	vs. N.Y. Jets	P	2	5	2.5	5	0	0	0	
Nov 19	at Green Bay*	P	1	21	21.0	21	0	0	0	
Nov 26	vs. Chicago*	P	0	0	0.0	—	0	0	0	
Games 12-13										
Dec 17	vs. Houston*	P	0	0	0.0	—	0	0	0	
Dec 24	at Jacksonville*	P	1	-2	-2.0	-2	0	0	0	
Dec 31	at Tennessee*	P	2	23	11.5	23	0	0	0	
Regular Season Totals			12/1	13	152	11.7	35t	3	0	18
Jan 7	vs. N.Y. Jets* [†]	P	0	0	0.0	—	0	0	0	
Jan 14	at San Diego* [†]									
Jan 21	at Indianapolis [#]	P	0	0	0.0	—	0	0	0	
Postseason Totals			2/0	0	0	0.0	—	0	0	

[†]AFC Wild Card Game; [†]AFC Divisional Playoff Game; [#]AFC Championship Game

2008 DENVER (8-8)			RECEIVING					SCORING	
Date	Opponent	P/S	No.	Yds.	Avg.	LG	TD	2pt.	Pts.
Games 1-7									
Games 8-10									
Nov 23	vs. Oakland	P	0	0	0.0	—	0	0	0
Nov 30	at N.Y. Jets*	P	1	19	19.0	19	0	0	0
Dec 7	vs. Kansas City*	P	0	0	0.0	—	0	0	0
Games 14-15									
Dec 28	at San Diego	P	0	0	0.0	—	0	0	0
Regular Season Totals			4/0	1	19	19.0	19	0	0



HERANA-DAZE JONES

5-11 • 206 • 4TH YR. • INDIANA

BORN: April 15, 1982, in Louisville, Ky.

HIGH SCHOOL: Iroquois High School, Louisville, Ky.

ACQUIRED: Free Agent, 2008

NFL YEAR: 4th • YEAR WITH BRONCOS: 2nd

NFL GAMES PLAYED/STARTED: 30/0

SAFETY



29

JONES AT A GLANCE:

- A fourth-year safety and accomplished special-teams player who enters his second season with the Broncos in 2009 after joining the club last December.
- Saw time in a total of five games in 2008, playing three games with Cincinnati as well as Denver's final two contests, and finished the year with six special-teams tackles.
- Spent his first three full NFL seasons (2005-07) with Cincinnati, appearing on its practice squad as a rookie in 2005 before leading the Bengals in special-teams tackles during the '06 (19) and '07 (18) seasons.
- Owns 43 special-teams tackles in 30 career games.
- Finished his career at the University of Indiana ranked fourth in school history in tackles (342) and received second-team All-Big Ten Conference honors as a senior.

- Joined the Broncos as a free agent on Dec. 3, 2008.
- Entered the NFL with Cincinnati as a college free agent on April 28, 2005.

CAREER TRANSACTIONS: Signed by Cincinnati as a college free agent 4/28/05; Waived by Cincinnati 9/3/05; Signed by Cincinnati (practice squad) 9/5/05; Signed by Cincinnati to a future contract 1/9/06; Placed on injured reserve (knee) by Cincinnati 11/27/07; Placed on injured reserve (hamstring) by Cincinnati 10/17/08; Waived/injured by Cincinnati 11/4/08; Signed by Denver 12/3/08; Waived by Denver 12/10/08; Signed by Denver 12/16/08.



2008: Jones played a total of five games (0 starts), seeing time in three contests with Cincinnati before playing in Denver's final two games of the year... Totaled six special-teams tackles, including two with Denver, for the season... Placed on injured reserve (hamstring) by the Bengals on Oct. 17 and was waived/injured on Nov. 4... Joined the Broncos on Dec. 3... Waived by the club on Dec. 10 before re-signing on Dec. 16... Made his Denver debut vs. Buf. (12/21), posting two special-teams tackles in that game.

2007: Jones played nine games (0 starts) for the Bengals, posting a team-high 18 special-teams tackles and four stops (3 solo) on defense... Placed on injured reserve (knee) on Nov. 27... Had two defensive tackles in consecutive games vs. N.E. (10/1) and at K.C. (10/14).

2006: Jones saw time in all 16 games (0 starts) for Cincinnati and led the club with 19 special-teams tackles while adding four defensive stops (2 solo)... Had two tackles on defense in consecutive games at Pit. (9/24) and vs. N.E. (10/1).

2005: Jones entered the NFL with Cincinnati as a college free agent on April 28 and spent his rookie season on the Bengals' practice squad... Waived by Cincinnati on Sept. 3 before signing with its practice squad Sept. 5.

COLLEGE: Jones finished his career at the University of Indiana as the fourth-leading tackler (342) in school history... Ranked third in the Big Ten Conference with a team-high 110 tackles as a senior, earning second-team all-conference honors... Added two interceptions, five pass breakups, two forced fumbles and one fumble recovery as a senior... Finished second on Indiana in tackles as both a junior (96) and a sophomore (108).

PERSONAL: Jones attended Iroquois High School in Louisville, Ky., where as a senior he broke Shaun Alexander's state record by averaging 220 rushing yards per game... Had 26 touchdowns as a senior... Also lettered in track and basketball in high school... First name is pronounced Hernandez... Received a bachelor's degree from Indiana and was an academic all-conference pick in college... Married (Khai) and has one child (Jaylen)... Herana-Daze Lavalle Jones was born on April 15, 1982, in Louisville, Ky.

JONES' REGULAR SEASON RECORD

Year	Club	G	S	UT	A	TT	S-Yds.	I-Yds.	PD	FF	FR	TD-Int.	TD-FR	S	Pts.		
2005	Cincinnati						PRACTICE SQUAD										
2006	Cincinnati	16	0	2	2	4	0-0	0-0	0	0	0	0	0	0	0		
2007	Cincinnati	9	0	3	1	4	0-0	0-0	0	0	0	0	0	0	0		
2008	Den./Cin.	5	0	0	0	0	0-0	0-0	0	0	0	0	0	0	0		
CAREER TOTALS		30	0	5	3	8	0-0	0-0	0	0	0	0	0	0	0		
BRONCOS TOTALS		2	0	0	0	0	0-0	0-0	0	0	0	0	0	0	0		

ADDITIONAL STATISTICS: Special teams tackles — 2006 (19), 2007 (18), 2008 (6), TOTAL (43). Forced a fumble covering a kickoff vs. Atl. (10/29/06).

HERANA DAZE JONES' CAREER GAME-BY-GAME

(Victories asterisked)

2006 CINCINNATI (8-8)		TACKLES													
Date	Opponent	P/S	UT	A	TT	S-Yds.	I-Yds.	PD	FF	FR					
Sep 10	at Kansas City*	P	0	0	0	0-0	0-0	0	0	0					
Sep 17	vs. Cleveland*	P	0	0	0	0-0	0-0	0	0	0					
Sep 24	at Pittsburgh*	P	1	1	2	0-0	0-0	0	0	0					
Oct 1	vs. New England	P	1	1	2	0-0	0-0	0	0	0					
Oct 15	at Tampa Bay	P	0	0	0	0-0	0-0	0	0	0					
Oct 22	vs. Carolina*	P	0	0	0	0-0	0-0	0	0	0					
Oct 29	vs. Atlanta	P	0	0	0	0-0	0-0	0	0	0					
Nov 5	at Baltimore	P	0	0	0	0-0	0-0	0	0	0					
Nov 12	vs. San Diego	P	0	0	0	0-0	0-0	0	0	0					
Nov 19	at New Orleans*	P	0	0	0	0-0	0-0	0	0	0					
Nov 26	at Cleveland*	P	0	0	0	0-0	0-0	0	0	0					
Nov 30	vs. Baltimore*	P	0	0	0	0-0	0-0	0	0	0					
Dec 10	vs. Oakland*	P	0	0	0	0-0	0-0	0	0	0					
Dec 18	at Indianapolis	P	0	0	0	0-0	0-0	0	0	0					
Dec 24	at Denver	P	0	0	0	0-0	0-0	0	0	0					
Dec 31	vs. Pittsburgh	P	0	0	0	0-0	0-0	0	0	0					
Regular Season Totals			16/0	2	2	4	0-0	0-0	0	0	0	0	0	0	0

2007 CINCINNATI (7-9)		TACKLES													
Date	Opponent	P/S	UT	A	TT	S-Yds.	I-Yds.	PD	FF	FR					
Sep 10	vs. Baltimore*	P	0	0	0	0-0	0-0	0	0	0					
Sep 16	at Cleveland	P	0	0	0	0-0	0-0	0	0	0					
Sep 23	at Seattle	P	0	0	0	0-0	0-0	0	0	0					
Oct 1	vs. New England	P	1	1	2	0-0	0-0	0	0	0					
Oct 14	at Kansas City	P	2	0	2	0-0	0-0	0	0	0					
Oct 21	vs. N.Y. Jets*	P	0	0	0	0-0	0-0	0	0	0					
Oct 28	vs. Pittsburgh	P	0	0	0	0-0	0-0	0	0	0					
Nov 4	at Buffalo	P	0	0	0	0-0	0-0	0	0	0					
Nov 11	at Baltimore*					INACTIVE									
Nov 18	vs. Arizona	P	0	0	0	0-0	0-0	0	0	0					
Nov 25	vs. Tennessee*					INACTIVE									
Dec 2	at Pittsburgh					PLACED ON INJURED RESERVE (KNEE) 11/27/07									
Regular Season Totals			9/0	3	1	4	0-0	0-0	0	0	0	0	0	0	0



LAMONT JORDAN

5-10 • 242 • 9TH YR. • MARYLAND

BORN: Nov. 11, 1978, in Suitland, Md.

HIGH SCHOOL: Suitland High School, Forestville, Md.

ACQUIRED: Unrestricted Free Agent (New England), 2009

NFL YEAR: 9th • YEAR WITH BRONCOS: 1st

NFL GAMES PLAYED/STARTED: 105/29 • POSTSEASON: 5/0

RUNNING BACK



32

JORDAN AT A GLANCE:

- A ninth-year running back who owns a 4.2-yards per carry average and 31 total touchdowns for his NFL career while playing for New England (2008), Oakland (2005-07) and the New York Jets (2001-04).
- Posted nine 100-yard rushing games and one 1,000-yard rushing season (1,025 yds. in 2005) for his career.
- Recorded the second-best yards per carry average (4.5, 80-363) of his career and tied for his second-best rushing touchdown total (4) in eight games with the Patriots in 2008.
- Started 29-of-35 games played and had six 100-yard rushing efforts during his three years with the Raiders from 2005-07.
- Ranked sixth in the NFL in yards from scrimmage per game (113.4) as a 14-game starter for the Raiders in 2005 when he totaled his first career 1,000-yard rushing output (1,025) and led all NFL running backs in receptions (70-563 yds.) while posting 11 touchdowns (9 rush, 2 rec.).
- Earned All-Atlantic Coast Conference honors three times at the University of Maryland, where he finished his collegiate career as its all-time leader in rushing yards (4,147) and yards from scrimmage (4,980).
- Joined the Broncos as an unrestricted free agent on March 4, 2009.
- Selected by the Jets in the second round (49th overall) of the 2001 NFL Draft.

CAREER TRANSACTIONS: Signed by N.Y. Jets as a draft choice 7/25/01; Signed by Oakland as an unrestricted free agent 3/4/05; Placed on injured reserve (knee) by Oakland 12/29/06; Waived by Oakland 7/25/08; Signed by New England 7/26/08; Signed by Denver as an unrestricted free agent 3/4/09.



2008: Jordan played eight games (0 starts) for the Patriots, averaging 4.5 yards per carry with 80 rushes for 363 yards with four touchdowns... Scored four rushing touchdowns in the season's final three games... Missed eight games (Games 5-12) with a calf injury... Began the year with Oakland but was waived on July 25... Signed by the Patriots on July 26.

2007: Jordan played 12 games (7 starts) for Oakland, finishing second on the team with 549 yards on 144 carries (3.8 avg.) with three touchdowns... Added 28 receptions for 247 yards (8.8 avg.)... Started the first seven games of the season and rushed for 511 yards on 125 carries (4.1 avg.) with two touchdowns in that stretch.

2006: Jordan started eight of the nine games he played for Oakland, rushing for 434 yards on 114 carries (3.8 avg.) with two touchdowns... Caught 10 passes for 74 yards (7.4 avg.)... Missed six games with a knee injury, which forced him to be placed on injured reserve on Dec. 29.

2005: Jordan started all 14 games played for Oakland and posted the first 1,000-yard rushing season of his career with 1,025 yards on 272 carries (3.8 avg.) with nine touchdowns to go along with 70 receptions for 563 yards (8.0 avg.) with two touchdowns... Ranked sixth in the NFL in yards from scrimmage per game (113.4),

JORDAN ENJOYS CAREER YEAR IN 2005

MOST YARDS FROM SCRIMMAGE PER GAME, NFL, 2005

Player	Pos.	GP	Rush Yds.	Rec. Yds.	Total Yds.	Yds./Gm.
1. Tiki Barber, NYG	RB	16	1,860	530	2,390	149.4
2. Larry Johnson, K.C.	RB	16	1,750	343	2,093	130.8
3. Edgerrin James, Ind.	RB	15	1,506	337	1,843	122.9
4. Shaun Alexander, Sea.	RB	16	1,880	78	1,958	122.4
5. LaDainian Tomlinson, S.D.	RB	16	1,462	370	1,832	114.5
6. LaMont Jordan, Oak.	RB	14	1,025	563	1,588	113.4

finishing the year with 1,588 yards... Led all league running backs with 70 catches, which represented the third-highest single-season mark by a Raiders running back in club history... Named AFC Offensive Player of the Week vs. Buf. (10/23) after rushing 28 times for 122 yards (4.4 avg.) and tying a franchise record with three rushing scores... Had three 100-yard rushing games for the year... Inactive for the last two games of the season with a toe injury.

2004: Jordan played 16 games (0 starts) for the Jets, totaling 93 rushes for 479 yards (5.2 avg.) with two touchdowns, 15 receptions for 112 yards (7.5 avg.) and 14 kickoff returns for 284 yards (20.3 avg.)... Led all NFL running backs with at least 90 carries in yards per rush (5.2)... Saw time in two playoff games (0 starts), totaling 12 rushes for 80 yards (6.7 avg.) and four receptions for 24 yards (6.0 avg.)... Had one 100-yard game for the year with 115 yards on 14 carries (8.2 avg.) with one touchdown vs. Mia. (11/1).

2003: Jordan played 16 games (0 starts) for the Jets, totaling 190 yards on 46 carries (4.1 avg.) with four touchdowns, 11 catches for 101 yards (9.2 avg.) and 11 kickoff returns for 209 yards (19.0 avg.)... Gained 188 of his 190 rushing yards in the first 10 games of the season before a broken hand limited him primarily to special-teams duty for the final six contests.

2002: Jordan played 14 games (0 starts) for the Jets, posting 84 rushes for 316 yards (3.8 avg.) with three touchdowns, 17 receptions for 160 yards (9.4 avg.) and five kickoff returns for 112 yards (22.4 avg.)... Saw time in two playoff games, registering 22 rushes for 105 yards (4.8 avg.) with two scores, three kickoff returns for 41 yards (13.7 avg.) and a 9-yard catch.

2001: Selected by the Jets in the second round (49th overall) of the 2001 NFL Draft, Jordan played 16 games (0 starts) as a rookie and had 39 rushes for 292 yards (7.5 avg.) with one touchdown... Posted seven receptions for 44 yards (6.3 avg.) with one touchdown and three kickoff returns for 62 yards (20.7 avg.)... Made his NFL postseason debut in an AFC Wild Card Game at Oak. (1/12), registering four rushes for 22 yards (5.5 avg.), a 9-yard reception and a 16-yard kickoff return.

COLLEGE: Jordan finished his collegiate career at the University of Maryland with 4,147 rushing yards on 807 carries (5.1 avg.)—both school records—with 36 touchdowns (second in Maryland history)... Named All-Atlantic Coast Conference three times and totaled a Maryland-record 4,980 career yards from scrimmage along with 18 100-yard rushing games... Rushed for 920 yards on 213 carries (4.3 avg.) as a senior to earn second-team All-ACC honors... Rushed for a school-record 1,632 yards and 16 touchdowns on 226 carries (7.2 avg.) during his junior campaign when he was a semifinalist for the Doak Walker Award (nation's best running back) in addition to earning second-team All-America honors and first-team All-ACC accolades.

PERSONAL: Jordan was an all-state and all-county selection at Suitland High School in Forestville, Md.... Lettered in baseball, football, track and swimming in high school... LaMont Jordan was born on Nov. 11, 1978, in Suitland, Md.

JORDAN'S REGULAR SEASON RECORD

Year	Club	RUSHING					RECEIVING					KICKOFF RETURNS						
		G	S	No.	Yds.	Avg.	LG	TD	No.	Yds.	Avg.	LG	TD	No.	Yds.	Avg.	LG	TD
2001	N.Y. Jets	16	0	39	292	7.5	46t	1	7	44	6.3	25t	1	3	62	20.7	23	0
2002	N.Y. Jets	14	0	84	316	3.8	61t	3	17	160	9.4	27	0	5	112	22.4	34	0
2003	N.Y. Jets	16	0	46	190	4.1	39	4	11	101	9.2	25	0	11	209	19.0	25	0
2004	N.Y. Jets	16	0	93	479	5.2	33	2	15	112	7.5	25	0	14	284	20.3	40	0
2005	Oakland	14	14	272	1,025	3.8	26	9	70	563	8.0	28	2	0	0	0.0	—	0
2006	Oakland	9	8	114	434	3.8	59t	2	10	74	7.4	21	0	0	0	0.0	—	0
2007	Oakland	12	7	144	549	3.8	33	3	28	247	8.8	27	0	0	0	0.0	—	0
2008	New England	8	0	80	363	4.5	49t	4	0	0	0.0	—	0	0	0	0.0	—	0
CAREER TOTALS		105	29	872	3,648	4.2	61t	28	158	1,301	8.2	28	3	33	667	20.2	40	0

SCORING

Year	Club	TD	TDr	Tdp	TDr	2pt	Pts.
2001	N.Y. Jets	2	1	1	0	0	12
2002	N.Y. Jets	3	3	0	0	0	18
2003	N.Y. Jets	4	4	0	0	0	24
2004	N.Y. Jets	2	2	0	0	0	12
2005	Oakland	11	9	2	0	1	68
2006	Oakland	2	2	0	0	0	12
2007	Oakland	3	3	0	0	0	18
2008	New England	4	4	0	0	0	24
CAREER TOTALS		31	28	3	0	1	188

ADDITIONAL STATISTICS: Passing — 2001 (0-for-1, 0 yds., 39.6 rtg.), 2004 (0-for-1, 0 yds., 1 INT, 0.0 rtg.), TOTAL (0-for-2, 0 yds., 1 INT, 0.0 rtg.). Fumbles — 2007 (1 FR), 2008 (1 FR), TOTAL (2 FR). Miscellaneous tackles — 2003 (1), 2005 (2), 2007 (1), TOTAL (4).

JORDAN'S POSTSEASON RECORD

Year	Club	RUSHING							RECEIVING					KICKOFF RETURNS				
		G	S	No.	Yds.	Avg.	LG	TD	No.	Yds.	Avg.	LG	TD	No.	Yds.	Avg.	LG	TD
2001	N.Y. Jets	1	0	4	22	5.5	10	0	1	9	9.0	9	0	1	16	16.0	16	0
2002	N.Y. Jets	2	0	22	105	4.8	13	2	1	9	9.0	9	0	3	41	13.7	23	0
2004	N.Y. Jets	2	0	12	80	6.7	20	0	4	24	6.0	13	0	0	0	0.0	—	0
CAREER TOTALS		5	0	38	207	5.4	20	2	6	42	7.0	13	0	4	57	14.3	23	0

JORDAN'S SINGLE GAME HIGHS

(Postseason in parentheses)

Rushes — 29 vs. Cleveland, 9/23/07 (20 vs. Indianapolis, 1/4/03). **Rushing yards** — 159 at Denver, 9/16/07 (102 vs. Indianapolis, 1/4/03). **Longest rush** — 61t at San Diego, 11/3/02 (20 at Pittsburgh, 1/15/05). **Rushing touchdowns** — 3 vs. Buffalo, 10/23/05 (2 vs. Indianapolis, 1/4/03). **Receptions** — 9 vs. Detroit, 9/9/07 (3 at San Diego, 1/8/05). **Receiving yards** — 89 vs. Detroit, 9/9/07 (18 at San Diego, 1/8/05). **Longest reception** — 28 at New England, 9/8/05 (13 at San Diego, 1/8/05). **Receiving touchdowns** — 1, three times, last at Tennessee, 10/30/05 (none). **Kick returns** — 4 at San Diego, 9/19/04 (3 at Oakland, 1/12/03). **Kick return yards** — 71 at San Diego, 9/19/04 (41 at Oakland, 1/12/03). **Longest kick return** — 40 vs. Baltimore, 11/14/04 (23 at Oakland, 1/12/03). **Kick return touchdowns** — None (none).

JORDAN'S 100-YARD RUSHING GAMES (9)

*denotes win (Jordan's teams are 6-3, including postseason, when he records 100 or more yards rushing in a game.)

Date	Opponent	No.	Yds.	Avg.	LG	TD
11/3/02	at San Diego*	13	107	8.2	61t	1
1/4/03	vs. Indianapolis*	20	102	5.1	13	2
11/1/04	vs. Miami*	14	115	8.2	25t	1
10/2/05	vs. Dallas*	26	126	4.8	24	1
10/23/05	vs. Buffalo*	28	122	4.4	17t	3
12/18/05	vs. Cleveland	25	132	5.3	26	0
10/1/06	vs. Cleveland	20	128	6.4	59t	1
9/16/07	at Denver	25	159	6.4	33	0
9/23/07	vs. Cleveland*	29	121	4.2	25	1

LAMONT JORDAN'S CAREER GAME-BY-GAME

(Victories asterisked)

2001 N.Y. JETS (10-6)		RUSHING					RECEIVING					KICK RETURNS						
Date	Opponent	P/S	No.	Yds.	Avg.	LG	TD	No.	Yds.	Avg.	LG	TD	No.	Yds.	Avg.	LG	TD	
Sep 9	vs. Indianapolis	P	3	17	5.7	9	0	0	0	0.0	—	0	0	0	0.0	—	0	
Sep 23	at New England*	P	0	0	0.0	—	0	0	0	0.0	—	0	0	0	0.0	—	0	
Oct 1	vs. San Francisco	P	1	3	3.0	3	0	0	0	0.0	—	0	0	0	0.0	—	0	
Oct 7	at Buffalo*	P	2	5	2.5	6	0	1	-1	-1.0	-1	0	0	0	0.0	—	0	
Oct 14	vs. Miami*	P	0	0	0.0	—	0	0	0	0.0	—	0	0	0	0.0	—	0	
Oct 21	vs. St. Louis	P	4	34	8.5	16	0	5	20	4.0	10	0	0	0	0.0	—	0	
Oct 28	at Carolina*	P	1	2	2.0	2	0	0	0	0.0	—	0	0	0	0.0	—	0	
Nov 4	at New Orleans*	P	7	75	10.7	27	0	0	0	0.0	—	0	0	0	0.0	—	0	
Nov 11	vs. Kansas City*	P	10	40	4.0	18	0	0	0	0.0	—	0	0	0	0.0	—	0	
Nov 18	at Miami*	P	3	29	9.7	12	0	0	0	0.0	—	0	0	0	0.0	—	0	
Dec 2	vs. New England	P	2	7	3.5	5	0	0	0	0.0	—	0	0	0	0.0	—	0	
Dec 9	at Pittsburgh	P	0	0	0.0	—	0	0	0	0.0	—	0	0	0	0.0	—	0	
Dec 16	vs. Cincinnati*	P	2	17	8.5	16	0	0	0	0.0	—	0	0	0	0.0	—	0	
Dec 23	at Indianapolis*	P	2	13	6.5	13	0	1	25	25.0	25t	1	1	23	23.0	23	0	
Dec 30	vs. Buffalo	P	1	4	4.0	4	0	0	0	0.0	—	0	1	18	18.0	18	0	
Jan 6	at Oakland*	P	1	46	46.0	46t	1	0	0	0.0	—	0	1	21	21.0	21	0	
Regular Season Totals			16/0	39	292	7.5	46t	1	7	44	6.3	25t	1	3	62	20.7	23	0
Jan 12	at Oakland§	P	4	22	5.5	10	0	1	9	9.0	9	0	1	16	16.0	16	0	
Postseason Totals			1/0	4	22	5.5	10	0	1	9	9.0	9	0	1	16	16.0	16	0

§AFC Wild Card Game

DID YOU KNOW?

Jerry Rice concluded his record-setting 20-year NFL career as a member of the Denver Broncos after competing with the team in the 2005 preseason.

Rice, a 13-time Pro Bowl selection and 11-time Associated Press All-Pro who is regarded as the greatest wide receiver in NFL history, agreed to terms with the Broncos on Wednesday, May 25, 2005. He played in all four of the Broncos' preseason games, starting twice, and caught four passes for 24 yards while wearing jersey No. 19.

The final reception of Rice's career was a 6-yard pass from quarterback Bradlee Van Pelt at 10:16 of the third quarter in Denver's last preseason game at Arizona on Sept. 2, 2005.

2002 N.Y. JETS (9-7)			RUSHING				RECEIVING				KICK RETURNS						
Date	Opponent	P/S	No.	Yds.	Avg.	LG	TD	No.	Yds.	Avg.	LG	TD	No.	Yds.	Avg.	LG	TD
Sep 8	at Buffalo*	P	7	32	4.6	17	0	1	7	7.0	7	0	1	12	12.0	12	0
Sep 15	vs. New England	P	1	3	3.0	3	0	2	17	8.5	11	0	0	0	0.0	—	0
Sep 22	at Miami	P	4	11	2.8	13	0	2	10	5.0	11	0	1	33	33.0	33	0
Sep 29	at Jacksonville	P	12	34	2.8	11	0	3	42	14.0	27	0	1	20	20.0	20	0
Oct 6	vs. Kansas City	P	1	1	1.0	1	0	0	0	0.0	—	0	0	0	0.0	—	0
Oct 20	vs. Minnesota*	P	7	14	2.0	3	0	2	28	14.0	15	0	0	0	0.0	—	0
Oct 27	vs. Cleveland	P	0	0	0.0	—	0	0	0	0.0	—	0	2	47	23.5	34	0
Nov 3	at San Diego*	P	13	107	8.2	61†	1	1	12	12.0	12	0	0	0	0.0	—	0
Nov 10	vs. Miami*	P	6	20	3.3	7	0	1	6	6.0	6	0	0	0	0.0	—	0
Nov 17	at Detroit*	P	11	63	5.7	17	0	1	10	10.0	10	0	0	0	0.0	—	0
Nov 24	vs. Buffalo*	P	13	27	2.1	10	1	1	4	4.0	4	0	0	0	0.0	—	0
Dec 2	at Oakland	P	1	0	0.0	—	0	3	24	8.0	12	0	0	0	0.0	—	0
Games 13-14								INACTIVE									
Dec 22	at New England*	P	2	2	1.0	2	0	0	0	0.0	—	0	0	0	0.0	—	0
Jan 29	vs. Green Bay*	P	6	2	0.3	3†	1	0	0	0.0	—	0	0	0	0.0	—	0

Regular Season Totals	14/0	84	316	3.8	61†	3	17	160	9.4	27	0	5	112	22.4	34	0
Jan 4 vs. Indianapolis*§	P	20	102	5.1	13	2	1	9	9.0	9	0	0	0	0.0	—	0
Jan 12 at Oakland†	P	2	3	1.5	3	0	0	0	0.0	—	0	3	41	13.7	23	0

†AFC Wild Card Game; ‡AFC Divisional Playoff Game

2003 N.Y. JETS (6-10)			RUSHING				RECEIVING				KICK RETURNS						
Date	Opponent	P/S	No.	Yds.	Avg.	LG	TD	No.	Yds.	Avg.	LG	TD	No.	Yds.	Avg.	LG	TD
Sep 8	at Washington	P	6	0	0.0	2	1	0	0	0.0	—	0	2	40	20.0	21	0
Sep 14	vs. Miami	P	0	0	0.0	—	0	5	61	12.2	25	0	0	0	0.0	—	0
Sep 28	at New England	P	1	5	5.0	5	0	1	14	14.0	14	0	0	0	0.0	—	0
Oct 5	vs. Dallas	P	3	-2	-0.7	1	0	0	0	0.0	—	0	0	0	0.0	—	0
Oct 12	vs. Buffalo*	P	10	33	3.3	12	0	0	0	0.0	—	0	0	0	0.0	—	0
Oct 19	at Houston*	P	7	40	5.7	13	1	2	8	4.0	5	0	0	0	0.0	—	0
Oct 26	at Philadelphia	P	3	6	2.0	4	1	1	12	12.0	12	0	0	0	0.0	—	0
Nov 2	vs. N.Y. Giants	P	6	12	2.0	7	0	0	0	0.0	—	0	0	0	0.0	—	0
Nov 10	at Oakland*	P	7	69	9.9	39	1	1	3	3.0	3	0	2	33	16.5	21	0
Nov 16	at Indianapolis	P	2	25	12.5	23	0	0	0	0.0	—	0	1	17	17.0	17	0
Nov 23	vs. Jacksonville*	P	0	0	0.0	—	0	0	0	0.0	—	0	0	0	0.0	—	0
Nov 30	vs. Tennessee*	P	0	0	0.0	—	0	0	0	0.0	—	0	0	0	0.0	—	0
Dec 7	at Buffalo	P	0	0	0.0	—	0	1	3	3.0	3	0	1	16	16.0	16	0
Dec 15	vs. Pittsburgh*	P	0	0	0.0	—	0	0	0	0.0	—	0	1	24	24.0	24	0
Dec 21	vs. New England	P	0	0	0.0	—	0	0	0	0.0	—	0	2	30	15.0	21	0
Dec 27	at Miami	P	1	2	2.0	2	0	0	0	0.0	—	0	2	49	24.5	25	0

Regular Season Totals	16/0	46	190	4.1	39	4	11	101	9.2	25	0	11	209	19.0	25	0
------------------------------	-------------	-----------	------------	------------	-----------	----------	-----------	------------	------------	-----------	----------	-----------	------------	-------------	-----------	----------

2004 N.Y. JETS (10-6)			RUSHING				RECEIVING				KICK RETURNS						
Date	Opponent	P/S	No.	Yds.	Avg.	LG	TD	No.	Yds.	Avg.	LG	TD	No.	Yds.	Avg.	LG	TD
Sep 12	vs. Cincinnati*	P	0	0	0.0	—	0	1	5	5.0	5	0	0	0	0.0	—	0
Sep 19	at San Diego*	P	1	2	2.0	2	0	1	5	5.0	5	0	4	71	17.8	27	0
Oct 3	at Miami*	P	0	0	0.0	—	0	0	0	0.0	—	0	2	52	26.0	30	0
Oct 10	vs. Buffalo*	P	0	0	0.0	—	0	0	0	0.0	—	0	2	43	21.5	25	0
Oct 17	vs. San Francisco*	P	2	25	12.5	17†	1	1	6	6.0	6	0	0	0	0.0	—	0
Oct 24	at New England	P	3	21	7.0	12	0	1	2	2.0	2	0	0	0	0.0	—	0
Nov 1	vs. Miami*	P	14	115	8.2	25†	1	1	21	21.0	21	0	0	0	0.0	—	0
Nov 7	at Buffalo	P	2	2	1.0	2	0	0	0	0.0	—	0	3	50	16.7	30	0
Nov 14	vs. Baltimore	P	3	15	5.0	10	0	1	25	25.0	25	0	2	57	28.5	40	0
Nov 21	at Cleveland*	P	18	73	4.1	11	0	1	11	11.0	11	0	0	0	0.0	—	0
Nov 28	at Arizona*	P	12	43	3.6	16	0	1	3	3.0	3	0	0	0	0.0	—	0
Dec 5	vs. Houston*	P	11	60	5.5	20	0	1	-1	-1.0	-1	0	0	0	0.0	—	0
Dec 12	at Pittsburgh	P	3	10	3.3	5	0	0	0	0.0	—	0	0	0	0.0	—	0
Dec 19	vs. Seattle*	P	15	84	5.6	33	0	2	18	9.0	10	0	1	11	11.0	11	0
Dec 26	vs. New England	P	2	6	3.0	3	0	3	16	5.3	11	0	0	0	0.0	—	0
Jan 2	at St. Louis	P	7	23	3.3	9	0	1	1	1.0	1	0	0	0	0.0	—	0

Regular Season Totals	16/0	93	479	5.2	33	2	15	112	7.5	25	0	14	284	20.3	40	0
Jan 8 at San Diego*§	P	7	50	7.1	19	0	3	18	6.0	13	0	0	0	0.0	—	0
Jan 15 at Pittsburgh†	P	5	30	6.0	20	0	1	6	6.0	6	0	0	0	0.0	—	0

†AFC Wild Card Game; ‡AFC Divisional Playoff Game

Did You Know?

The Broncos have started a season with a 3-0 or better record 10 times in club history, including six times in the last 13 seasons (since 1996).

2005 OAKLAND (4-12)			RUSHING				RECEIVING				SCORING			
Date	Opponent	P/S	No.	Yds.	Avg.	LG	TD	No.	Yds.	Avg.	LG	TD	2pt.	Pts.
Sep 8	at New England	S	18	70	3.9	14	0	5	40	8.0	28	0	0	0
Sep 18	vs. Kansas City	S	15	59	3.9	18	1	6	32	5.3	9	0	0	6
Sep 25	at Philadelphia	S	16	19	1.2	14	0	5	53	10.6	23	1	0	6
Oct 2	vs. Dallas*	S	26	126	4.8	24	1	4	22	5.5	8	0	0	6
Oct 16	vs. San Diego	S	12	36	3.0	7	2	6	58	9.7	18	0	0	12
Oct 23	vs. Buffalo*	S	28	122	4.4	17	3	4	40	10.0	18	0	0	18
Oct 30	at Tennessee*	S	20	67	3.4	20	0	5	69	13.8	18	1	0	6
Nov 6	at Kansas City	S	19	93	4.9	13	0	5	25	5.0	7	0	1	2
Nov 13	vs. Denver	S	14	48	3.4	11	0	7	60	8.6	23	0	0	0
Nov 20	at Washington*	S	27	52	1.9	10	0	5	37	7.4	18	0	0	0
Nov 27	vs. Miami	S	23	97	4.2	26	2	7	47	6.7	17	0	0	12
Dec 4	at San Diego	S	15	55	3.7	19	0	2	10	5.0	6	0	0	0
Dec 11	at N.Y. Jets	S	14	49	3.5	10	0	4	30	7.5	9	0	0	0
Dec 18	vs. Cleveland	S	25	132	5.3	26	0	5	40	8.0	15	0	0	0
Games 15-16								INACTIVE						

Regular Season Totals	14/14	272	1,025	3.8	26	9	70	563	8.0	28	2	1	68
------------------------------	--------------	------------	--------------	------------	-----------	----------	-----------	------------	------------	-----------	----------	----------	-----------

2006 OAKLAND (2-14)			RUSHING				RECEIVING				SCORING			
Date	Opponent	P/S	No.	Yds.	Avg.	LG	TD	No.	Yds.	Avg.	LG	TD	2pt.	Pts.
Sep 11	vs. San Diego	S	10	20	2.0	4	0	0	0	0.0	—	0	0	0
Sep 17	at Baltimore	S	19	35	1.8	15	0	0	0	0.0	—	0	0	0
Oct 1	vs. Cleveland	S	20	128	6.4	59†	1	2	13	6.5	10	0	0	6
Oct 8	at San Francisco	S	12	71	5.9	16	0	3	10	3.3	4	0	0	0
Oct 15	at Denver	S	23	60	2.6	13	0	2	16					



BRETT KERN
 6-2 • 215 • 2ND YR. • TOLEDO
 BORN: Feb. 17, 1986, in Grand Island, N.Y.
 HIGH SCHOOL: Grand Island High School, Grand Island, N.Y.
 ACQUIRED: College Free Agent, 2008
 NFL YEAR: 2nd • YEAR WITH BRONCOS: 2nd
 NFL GAMES PLAYED/STARTED: 16/0
PUNTER

KERN AT A GLANCE:

- A second-year punter who earned all-rookie honors from *Pro Football Weekly*/PFWA and *The Sporting News* with the Broncos in 2008.
- Ranked fifth in the NFL with a 46.7-yard gross average on 46 punts in 2008 that marked the third-best season average by a Bronco in club history (minimum 45 punts).
- Tied for the third-fewest touchbacks (4) in the NFL with Denver in 2008.
- Named a finalist for the Ray Guy Award (nation's best punter) and Mid-American Conference Special Teams Player of the Year at the University of Toledo after ranking second in the nation in gross punting average (46.1 yds.) as a senior.
- Received third-team All-America honors as a senior at Toledo as the only MAC player to earn Associated Press All-America recognition.
- Entered the NFL with the Broncos as a college free agent on April 28, 2008.

CAREER TRANSACTIONS: Signed by Denver as a college free agent 4/28/08.

2008: Kern, who entered the NFL as a college free agent with Denver on April 28, placed fifth in the league with a 46.7-yard gross punting average that marked the third-best season total by a Bronco in club history (min. 45 punts)... Received all-rookie honors from *Pro Football Weekly*/PFWA and *The Sporting News*... Punted 46 times for 2,150 yards (46.7 gross / 37.8 net) with 13 punts placed inside the 20-yard line... Tied for the third-fewest touchbacks in the NFL with four, marking the fewest in a season by a Bronco with at least 45 punts since 1997 (Tom Rouen, 4).

COLLEGE: Kern played 47 career games at the University of Toledo, punting 189 times for 7,994 yards (42.3 avg.) with 59 punts placed inside the 20-yard line... Ranked second in the nation in gross punting average (46.1 yds., 52-2,399) and was a finalist for the Ray Guy Award (nation's best punter) as a senior... Also picked up third-team All-America honors as a senior as the only player from the Mid-American Conference to receive Associated Press All-America honors... Named his conference's Special Teams Player of the Year as a senior.

PERSONAL: Kern was a two-time first-team all-state selection at Grand Island High School in Grand Island, N.Y.... Averaged 39 yards per punt as a senior and 42.5 yards per punt as a junior... Also played basketball and was a long jumper and high hurdler on the track team in high school... Earned a bachelor's degree in geography from Toledo, posting a 3.38 grade point average and earning CoSIDA second-team academic all-district recognition as a senior... Married to Tiffany... Brett Kern was born on Feb. 17, 1986, in Grand Island, N.Y.

KERN'S REGULAR SEASON RECORD

Year	Club	G	S	No.	Yds.	Avg.	Net.	TB	In 20	LG	Bik.
2008	Denver	16	0	46	2,150	46.7	37.8	4	13	64	0
CAREER TOTALS		16	0	46	2,150	46.7	37.8	4	13	64	0

KERN'S SINGLE-GAME HIGHS

(postseason in parentheses)

Punts — 5, four times, last at Carolina, 12/14/08 (none). **Gross punt average** — 56.0 vs. Oakland, 11/23/08 (none). **Net punt average** — 45.8 vs. Tampa Bay, 10/5/08 (none). **Longest punt** — 64 vs. San Diego, 9/14/08 (none). **Punts inside the 20** — 4 at N.Y. Jets, 11/30/08 (none).


KERN TURNS IN OUTSTANDING ROOKIE SEASON

BEST PUNTING AVG., NFL, 2008			MIN. 45 PUNTS			BEST PUNTING AVG., BRONCOS HISTORY		
Player	Punts	Gross Avg.	Player	Punts	Gross Avg.	Player	Punts	Gross Avg.
1. Donnie Jones, Stl.	82	50.0	1. Tom Rouen, 1998	66	46.9	1. Tom Rouen, 1998	66	46.9
2. Shane Lechler, Oak.	90	48.8	2. Todd Sauerbrun, 2007	47	46.8	2. Todd Sauerbrun, 2007	47	46.8
3. Andy Lee, S.F.	66	47.8	3. Brett Kern, 2008	46	46.7	3. Brett Kern, 2008	46	46.7
4. Chris Kluwe, Min.	73	47.6	4. Tom Rouen, 1999	84	46.5	4. Tom Rouen, 1999	84	46.5
5. Brett Kern, Den.	46	46.7	5. Tom Rouen, 2001	81	45.3	5. Tom Rouen, 2001	81	45.3

BRETT KERN'S CAREER GAME-BY-GAME

(Victories asterisked)

2008 DENVER (8-8)		PUNTING											
Date	Opponent	P/S	No.	Yds.	Avg.	Net.	TB	In 20	LG	Bik.	Opp.	Ret.	Yds.
Sep 8	at Oakland*	P	2	80	40.0	38.5	0	1	42	0	2	2	3
Sep 14	vs. San Diego*	P	3	161	53.7	42.0	1	1	64	0	2	2	15
Sep 21	vs. New Orleans*	P	2	105	52.5	37.5	0	0	56	0	2	2	30
Sep 28	at Kansas City	P	2	77	38.5	38.0	0	0	51	0	1	1	1
Oct 5	vs. Tampa Bay*	P	5	248	49.6	45.8	0	2	63	0	4	4	19
Oct 12	vs. Jacksonville	P	4	192	48.0	39.5	1	0	52	0	3	3	14
Oct 20	at New England	P	5	243	48.6	32.0	1	1	62	0	3	3	63
Nov 2	vs. Miami	P	4	185	46.3	45.0	0	3	61	0	1	1	5
Nov 6	at Cleveland*	P	1	29	29.0	24.0	0	0	29	0	1	1	5
Nov 16	at Atlanta*	P	3	127	42.3	39.3	0	1	52	0	1	1	9
Nov 23	vs. Oakland	P	2	112	56.0	11.5	0	0	60	0	1	1	89
Nov 30	at N.Y. Jets*	P	5	214	42.8	41.4	0	4	52	0	2	2	7
Dec 7	vs. Kansas City*	P	1	52	52.0	20.0	0	0	52	0	1	1	32
Dec 14	at Carolina	P	5	241	48.2	39.8	1	0	57	0	2	2	22
Dec 21	vs. Buffalo	P	0	0	0.0	0.0	0	0	—	0	0	0	0
Dec 28	at San Diego	P	2	84	42.0	34.0	0	0	46	0	2	2	16
Regular Season Totals			16	46	2,150	46.7	37.8	4	13	64	0	28	330



CHRIS KUPER
 6-4 • 303 • 4TH YR. • NORTH DAKOTA
 BORN: Dec. 19, 1982, in Anchorage, Alaska
 HIGH SCHOOL: A.J. Dimond High School, Anchorage, Alaska
 ACQUIRED: Draft #5 (161st overall), 2006
 NFL YEAR: 4th • YEAR WITH BRONCOS: 4th
 NFL GAMES PLAYED/STARTED: 33/27
GUARD

KUPER AT A GLANCE:

- A fourth-year offensive lineman who has started Denver's last 27 games, opening up all 16 contests in 2008 at right guard after starting the Broncos' final 11 games in 2007 at left guard.
- Credited with not allowing a sack for the Broncos in 2008 according to Stats Inc. as the NFL's only 16-game starting guard to accomplish that feat.
- Helped the Broncos set a club record for fewest sacks allowed (12) in 2008 and rank third in the league in yards per rush (4.8) despite placing seven running backs on injured reserve.
- Started the Broncos' final 11 games in 2007 at left guard after seeing time in one game with the club as a rookie in 2006.
- Received All-America honors from the Associated Press in each of his final two seasons at the University of North Dakota, where he logged his first 29 career starts at right guard before switching to left tackle early in his senior year.
- Nominated for the Gene Upshaw Award, presented to the best offensive or defensive lineman in Division II, as a first-team All-American during his senior year in 2005.
- Selected by the Broncos in the fifth round (161st overall) of the 2006 NFL Draft.

CAREER TRANSACTIONS: Signed by Denver as a draft choice 7/27/06.

2008: Kuper started all 16 games at right guard for Denver and was the only 16-game starting guard in the NFL to not allow a sack according to Stats Inc.... Helped the Broncos set a franchise record for fewest sacks allowed with 12 that tied for the fewest in the NFL... Blocked for a Denver offense that ranked third in the NFL in yards per rush (4.8) despite placing a league-high seven running backs on injured reserve... Part of a Broncos offense that was second in the league and first in the AFC in both yards per game (395.8) and yards per play (6.2).

KUPER HOLDS OPPONENTS WITHOUT A SACK IN 2008

FEWEST SACKS ALLOWED, 16-GAME STARTING GUARDS, NFL, 2008 (Stats Inc.)					
Player	Yr.	Pos.	GP	GS	Sacks
1. Chris Kuper, Den.	3rd	RG	16	16	0.0
2. Jake Scott, Ten.	5th	RG	16	16	0.5
3. Brian Waters, K.C.	9th	LG	16	16	1.0
Chris Snee, NYG	5th	RG	16	16	1.0

2007: Kuper played on special teams in the Broncos' first five games of the season before starting the club's final 11 contests at left guard... Became a starter in Denver's sixth game of the year in place of Chris Myers, who moved from left guard to center to take over for an injured Tom Nalen... Helped the Broncos rank sixth in the NFL in yards per rush (4.4) during his 11 games as a starter.

2006: Selected by the Broncos in the fifth round (161st overall) of the 2006 NFL Draft, Kuper played on special teams in one game... Declared inactive for the first 11 games of the season before dressing but not playing in the following two contests... Made his NFL debut on special teams at Ari. (12/17).


COLLEGE: Kuper was a three-year starter at the University of North Dakota who received All-America honors from the Associated Press in each of his final two seasons... Played 48 career games (41 starts) at UND with the first 29 coming at right guard before he switched to left tackle early in his senior season... Earned his second consecutive Most Valuable Offensive Lineman award from the North Central Conference and was a first-team All-American (AP) and all-conference choice as a 13-game starter during his senior campaign... Nominated for the Gene Upshaw Award, presented to the best offensive or defensive lineman in Division II, as a first-team All-American during his senior year in 2005... Received second-team All-America recognition (AP) and the NCC Most Valuable Offensive Lineman award as a 14-game starter during his junior campaign.

PERSONAL: Kuper was an all-state selection as a two-way lineman at A.J. Dimond High School in Anchorage, Alaska... Contributed 119 tackles (65 solo) and 10 sacks during his senior campaign... Recognized as an all-conference choice on offense and defense following his junior and senior seasons while being named the conference's Most Valuable Lineman as a senior... Helped his high school reach the state championship as a junior... Was one of only two Division II players invited to play in the East-West Shrine Game... Majored in communications at North Dakota... Married Cynthia during the offseason leading up to the 2009 season... Chris Kuper was born on Dec. 19, 1982, in Anchorage, Alaska.

KUPER'S REGULAR SEASON RECORD

Year	Club	G	S
2006	Denver	1	0
2007	Denver	16	11
2008	Denver	16	16
CAREER TOTALS		33	27

ADDITIONAL STATISTICS: Miscellaneous tackles — 2007 (2), 2008 (1), TOTAL (3). Fumbles — 2008 (1FR), TOTAL (1FR).



SPENCER LARSEN

6-2 • 243 • 2ND YR • ARIZONA

BORN: March 4, 1984, in Mesa, Ariz.

HIGH SCHOOL: Highland High School, Gilbert, Ariz.


ACQUIRED: Draft #6 (183rd overall), 2008

NFL YEAR: 2nd • YEAR WITH BRONCOS: 2nd

NFL GAMES PLAYED/STARTED: 14/3

46

INSIDE LINEBACKER/FULLBACK



LARSEN AT A GLANCE:

- A second-year player who became the first Bronco in club history and just the fourth player in the NFL since 1990 to start on both offense and defense in the same game when he opened Denver's contest at Atlanta (11/16/08) at middle linebacker and fullback.
- Tied for third on the Broncos with nine special-teams tackles and added 15 stops (13 solo) on defense in 14 games (3 starts) as a rookie in 2008.
- Twice earned All-Pacific-10 Conference recognition as a linebacker at the University of Arizona, where he finished his career ranked 15th in school history with 312 tackles and was a two-time team captain.
- Led the Pac-10 and placed 13th in the nation with 131 tackles, the most by an Arizona player in nine seasons, as a senior in 2007 to earn first-team all-conference recognition.
- Did not play football for Arizona during the 2003 and '04 seasons due to a Mormon mission he was completing in Chile.
- Selected by the Broncos in the sixth round (183rd overall) of the 2008 NFL Draft.

CAREER TRANSACTIONS: Signed by Denver as a draft choice 7/9/08.



2008: Selected by the Broncos in the sixth round (183rd overall) of the 2008 NFL Draft, Larsen played 14 games (3 starts) as a rookie while seeing time at middle linebacker and fullback... Posted 15 tackles (13 solo) and one pass breakup... Tied for third on the club with nine special-teams tackles (7 kickoff, 2 punt)... Became the first

LARSEN A TWO-WAY STARTER IN 2008

PLAYERS TO START ON BOTH OFFENSE AND DEFENSE IN THE SAME GAME, NFL, SINCE 1990

Player	Game	Offense	Defense
1. Deion Sanders, Dal.	Five Games, 1996 vs. Bal., 10/15/00 at Oak., 12/14/03 at Atl., 11/16/08	Wide Receiver	Cornerback
2. Champ Bailey, Was.		Wide Receiver	Cornerback
3. Orlando Brown, Bal.		Right Tackle	Defensive Tackle
4. Spencer Larsen, Den.		Fullback	Linebacker

Bronco in franchise history and just the fourth NFL player since 1990 to start on both offense (fullback) and defense (middle linebacker) in the same game at Atl. (11/16)... Logged 66 snaps against the Falcons (3 offense, 55 defense and 8 special teams) and had seven tackles (6 solo) to earn Diet Pepsi NFL Rookie of the Week honors... Started three consecutive games (Games 10-12) at linebacker late in the year.

COLLEGE: Larsen played 44 career games (37 starts) at the University of Arizona and totaled 312 tackles (209 solo), nine sacks (63 yds.), two interceptions (3 yds.), five forced fumbles and eight fumble recoveries... Finished his career ranked 15th in school history in tackles (312)... Was a first-team All-Pacific-10 Conference selection as a senior at Arizona after leading the conference and ranking 13th in the nation with 131 tackles (87 solo)... Earned the inaugural Pac-10 Scholar-Athlete of the Year award for football as a senior... Received second-team all-conference honors as a junior... Saw time in eight games (6 starts) as a sophomore in 2005 and totaled 51 tackles (29 solo)... Did not play football from 2003-04 because he was on a Mormon mission in Chile... Named third-team freshman All-America and first-team freshman All-Pac-10 by *The Gridiron Report* as a true freshman for the Wildcats in 2002.

PERSONAL: Larsen earned *SuperPrep* All-Farwest honors and was named first-team all-state by *The Arizona Republic* as a senior at Highland High School in Gilbert, Ariz... Recorded 124 tackles as a senior as the All-Region co-Defensive Most Valuable Player... Also saw time at quarterback and lettered in baseball as well as track in high school... Spent 2003-04 on a Mormon mission in Chile... Had a 3.7 grade point average and earned a bachelor's degree in regional development from Arizona... Married to Ann, and the couple has two sons (Tyton and Gunnar)... Spencer Larsen was born on March 4, 1984, in Mesa, Ariz.

LARSEN'S REGULAR SEASON RECORD

Year	Club	G	S	UT	A	TT	S-Yds.	I-Yds.	PD	FF	FR	TD-Int.	TD-FR	S	Pts.
2008	Denver	14	3	13	2	15	0-0	0-0	1	0	0	0	0	0	0
CAREER TOTALS		14	3	13	2	15	0-0	0-0	1	0	0	0	0	0	0

RUSHING

RECEIVING

SCORING

Year	Club	G	S	No.	Yds.	Avg.	LG	TD	No.	Yds.	Avg.	LG	TD	TD	TDr	TDp	TDrt	2pt	Pts.
2008	Denver	14	3	0	0	0.0	—	0	0	0	0.0	—	0	0	0	0	0	0	0
CAREER TOTALS		14	3	0	0	0.0	—	0	0	0	0.0	—	0	0	0	0	0	0	0

ADDITIONAL STATISTICS: Special teams tackles — 2008 (9), TOTAL (9). Miscellaneous tackles — 2008 (1), TOTAL (1).


SPENCER LARSEN'S CAREER GAME-BY-GAME



(Victories asterisked)

2008 DENVER (8-8)		TACKLES																	
Date	Opponent	P/S	UT	A	TT	S-Yds.	I-Yds.	PD	FF	FR									
Sep 8	at Oakland*	P	0	0	0	0-0	0-0	0	0	0									
Sep 14	vs. San Diego*	P	0	0	0	0-0	0-0	0	0	0									
Sep 21	vs. New Orleans*	P	0	0	0	0-0	0-0	0	0	0									
Sep 28	at Kansas City	P	0	0	0	0-0	0-0	0	0	0									
Oct 5	vs. Tampa Bay*	P	0	0	0	0-0	0-0	0	0	0									
Oct 12	vs. Jacksonville	P	0	0	0	0-0	0-0	0	0	0									
Oct 20	at New England	P	0	0	0	0-0	0-0	0	0	0									
Nov 2	vs. Miami	P	0	0	0	0-0	0-0	0	0	0									
Nov 6	at Cleveland*	P	0	0	0	0-0	0-0	0	0	0									
Nov 16	at Atlanta*	S	6	1	7	0-0	0-0	0	0	0									
Nov 23	vs. Oakland	S	6	1	7	0-0	0-0	1	0	0									
Nov 30	at N.Y. Jets*	S	1	0	1	0-0	0-0	0	0	0									
Dec 7	vs. Kansas City*	P	0	0	0	0-0	0-0	0	0	0									
Games 14-15		INACTIVE																	
Dec 28	at San Diego	P	0	0	0	0-0	0-0	0	0	0									
Regular Season Totals			14/3	13	2	15	0-0	0-0	1	0	0								

Did You Know?

The Broncos have totaled at least 500 yards of offense in a game 20 times in club history, reaching that mark 19 times in the regular season and once in the playoffs.



KORY LICHTENSTEIGER 
6-2 • 289 • 2ND YR. • BOWLING GREEN ST.
BORN: March 22, 1985, in Van Wert, Ohio
HIGH SCHOOL: Crestview High School, Convoy, Ohio
ACQUIRED: Draft #4a (108th overall), 2008
NFL YEAR: 2nd • **YEAR WITH BRONCOS:** 2nd
NFL GAMES PLAYED/STARTED: 16/0
CENTER 

LICHTENSTEIGER AT A GLANCE:

- A second-year center who appeared in all 16 games for the Broncos as a rookie in 2008, seeing time on special teams as well as an H-back in goal-line situations.
- Received All-Mid-American Conference honors during each of his four seasons at Bowling Green State University, where he was a four-year starter and tied the school career record with 48 starts.
- Credited with 2.5 sacks allowed and four penalties in his collegiate career according to NFLDraftScout.com while posting the highest blocking consistency (85.6 percent) of any center in the country during his time at Bowling Green State.
- Named a finalist for the Rimington Trophy (nation's best center) and a first-team All-MAC choice as a senior, starting all 13 games for the Falcons that season.
- Spent his first two seasons at Bowling Green State as a guard before switching to center as a junior and earning first-team All-MAC honors as a 12-game starter that year.
- Selected by the Broncos in the fourth round (108th overall) of the 2008 NFL Draft.

CAREER TRANSACTIONS: Signed by Denver as a draft choice 7/21/08.



2008: Selected by the Broncos in the fourth round (108th overall) of the 2008 NFL Draft, Lichtensteiger played all 16 games for Denver primarily on special teams as a rookie... Saw action as an H-Back in goal-line situations.

COLLEGE: Lichtensteiger was an All-Mid-American Conference choice during each of his four seasons at Bowling Green State University, where he was a four-year starter and tied the school career record with 48 starts... Named a finalist for the Rimington Trophy (nation's best center) as well as first-team all-conference as a 13-game starter at center during his senior year... Awarded the inaugural Falcon Medal of Honor, given to the BGSU male athlete who exemplifies the characteristics of scholarship, athletics, service and leadership, as a senior... Received first-team All-MAC honors as a junior, his first year at center... Played guard during his first two seasons... Chosen as a second-team all-conference pick as an 11-game starter at left guard during his sophomore campaign... Started all 12 games at left guard as a redshirt freshman, earning second-team All-MAC accolades that year... Named a freshman All-American by the Football Writers Association of America.

PERSONAL: Lichtensteiger was a first-team All-Northwest Conference pick as an offensive and defensive lineman at Crestview High School in Convoy, Ohio... Named his conference's Lineman of the Year as well as an all-state selection during his junior and senior campaigns... Tabbed his district's Lineman of the Year as a senior... Totaled 125 tackles and eight sacks as a senior after registering 100 tackles and six sacks as a junior... Earned four letters in basketball during high school and took part in the weight events on the track team... Younger brother, Luke, was an offensive lineman at University of Saint Francis in Fort Wayne, Ind.... Brother, Kirk, played basketball at Defiance College... Earned a bachelor's degree in criminal justice from Bowling Green State... Married to Mandi, and the couple has two sons: Ayden and Kale... Kory Lichtensteiger was born on March 22, 1985, in Van Wert, Ohio.

LICHTENSTEIGER'S REGULAR SEASON RECORD

Year	Club	G	S
2008	Denver	16	0
CAREER TOTALS		16	0

Did You Know?

Wide receiver Lionel Taylor totaled the most receptions (508) in professional football from 1960-65 with the Broncos while his 6,424 receiving yards during that time ranked third among all AFL/NFL players.



BRANDON MARSHALL 
6-4 • 230 • 4TH YR. • CENTRAL FLORIDA
BORN: March 23, 1984, in Pittsburgh
HIGH SCHOOL: Lake Howell High School, Winter Park, Fla.
ACQUIRED: Draft #4a (119th overall), 2006
NFL YEAR: 4th • **YEAR WITH BRONCOS:** 4th
NFL GAMES PLAYED/STARTED: 46/32
WIDE RECEIVER 

MARSHALL AT A GLANCE:

- A fourth-year player who has developed into one of the NFL's most productive wide receivers, totaling the second-most receptions (206) and the third-most receiving yards (2,590) in the league during the last two years.
- Registered at least 100 catches and 1,200 receiving yards in each of the last two seasons as the only player in the NFL to accomplish that feat.
- Named to the Pro Bowl (starter) for the first time in his career in 2008 after ranking third in the NFL with 104 catches (1,265 yds., 6 TDs) that ranked second in Denver history for a season.
- Tied for the second-most receptions in a game in NFL history with a Broncos-record 18 catches for 166 yards with one touchdown vs. San Diego (9/14/08).
- Set an NFL record for catches in a five-game period with 55 (577 yds., 4 TDs) in a stretch with Denver from 2007-08.
- Totaled 601 of his 2,899 career receiving yards (20.7 percent) after initial contact with a defender according to Stats Inc., including an NFL-high 319 yards after contact in 2007.
- Owns seven 100-yard receiving efforts and six 10-catch outings for his career.
- Recorded 102 receptions in 2007 that marked the third-highest total by a second-year player in NFL history while posting the third-most receiving yards (1,325) for a season in Denver annals.
- Posted the second-most receiving yards (1,195) for a season in University of Central Florida history as a senior en route to earning second-team All-Conference USA honors.
- Selected by the Broncos in the fourth round (119th overall) of the 2006 NFL Draft.

CAREER TRANSACTIONS: Signed by Denver as a draft choice 7/26/06.



2008: Marshall played 15 games (15 starts) for Denver, finishing third in the NFL with 104 receptions and seventh in the league with 1,265 receiving yards along with six touchdowns to earn his first trip to the Pro Bowl (starter)... Became just the second Bronco with consecutive 100-catch seasons, joining Rod Smith (2000-01), with his 104 grabs marking the second most by a Denver player in a season in club history... 1,265 receiving yards ranked fifth for a year in Broncos annals... Tied for the second-most receptions in a game in NFL history with a franchise-record 18 grabs for 166 yards (9.2 avg.) with one touchdown vs. S.D. (9/14)... Named AFC Offensive Player of the Week for his effort against the Chargers... Set an NFL record for catches (55) in a five-game period dating back to 2007 through the San Diego game... Posted the second-most catches in league history through a player's first two games of a season with 24... Had three 100-yard receiving games... Tied for second in the NFL with three 10-catch games.

2007: Marshall started all 16 games and led Denver with 102 receptions, 1,325 receiving yards (13.0 avg.) and seven receiving touchdowns... 102 receptions marked the third most by a second-year player in NFL history and ranked second in Broncos history as well as fifth in the NFL for the year... 1,325 receiving yards ranked third in Broncos history and sixth in the league for the year... Led the NFL in receiving yards after contact (319 / 24.1% of his total) according to Stats Inc.... Recorded four 100-yard receiving games and totaled three outings with at

15's TROPHY CASE
Pro Bowl Selections (1) 2008

MARSHALL EMERGES AS ONE OF NFL'S TOP WIDEOUTS

MOST RECEPTIONS, NFL, 2007-08					MOST RECEIVING YARDS, NFL, 2007-08				
Player	Rec.	Yds.	Avg.	TDs	Player	Rec.	Yds.	Avg.	TDs
1. Wes Welker, N.E.	223	2,340	10.5	11	1. Larry Fitzgerald, Ari.	196	2,840	14.5	22
2. Brandon Marshall, Den.	206	2,590	12.6	13	2. Reggie Wayne, Ind.	186	2,655	14.3	16
3. T.J. Houshmandzadeh, Cin.	204	2,047	10.0	16	3. Brandon Marshall, Den.	206	2,590	12.6	13
4. Larry Fitzgerald, Ari.	196	2,840	14.5	22	4. Roddy White, Atl.	171	2,584	15.1	13
5. Tony Gonzalez, K.C.	195	2,230	11.4	15	5. Randy Moss, N.E.	167	2,501	15.0	34

MARSHALL IN DENVER'S RECORD BOOK

MOST RECEPTIONS, SEASON, DENVER HISTORY

Player	Rec.	Yds.	Avg.	TDs
1. Rod Smith, 2001	113	1,343	11.9	11
2. Brandon Marshall, 2008	104	1,265	12.2	6
3. Brandon Marshall, 2007	102	1,325	13.0	7
4. Ed McCaffrey, 2000	101	1,317	13.0	9
5. Rod Smith, 2000	100	1,602	16.0	8
Lionel Taylor, 1961	100	1,176	11.8	4

MOST RECEIVING YDS., SEASON, DENVER HISTORY

Player	Rec.	Yds.	Avg.	TDs
1. Rod Smith, 2000	100	1,602	16.0	8
2. Rod Smith, 2001	113	1,343	11.9	11
3. Brandon Marshall, 2007	102	1,325	13.0	7
4. Ed McCaffrey, 2000	101	1,317	13.0	9
5. Brandon Marshall, 2008	104	1,265	12.2	6
6. Steve Watson, 1981	60	1,244	20.7	13

least 10 catches... Led the NFL with 43 receptions in December (five games) that went for 478 yards with three touchdowns... Became the first Bronco in team history to post consecutive 10-catch games (Games 13-14)... Added five rushes for 57 yards (11.4 avg.).

2006: Selected by the Broncos in the fourth round (119th overall) of the 2006 NFL Draft, Marshall played 15 games (1 start) as a rookie and totaled 20 catches for 309 yards (15.5 avg.) with two touchdowns... Rushed twice for 12 yards and contributed six special-teams stops... Posted 18 catches for 287 yards (15.5 avg.) with one touchdown in the Broncos' final seven games, including at least one catch in each of those contests... Declared inactive for the season opener after tearing the posterior cruciate ligament in his right knee during the Broncos' first preseason game at Det. (8/11)... Scored on a 71-yard catch-and-run grab from Jay Cutler on *Sunday Night Football* vs. Sea. (12/3) that marked the second-longest passing play in Broncos history... 71-yard reception against the Seahawks was the fourth-longest reception by a rookie in team history.

COLLEGE: Marshall started 21 career games at wide receiver for the University of Central Florida and added seven starts at safety for the school during his junior year... Played 44 career games at UCF, posting 112 receptions for 1,674 yards (14.9 avg.) with 13 touchdowns... Recorded 52 tackles (31 solo), one interception, 0.5 sacks, two pass breakups and one forced fumble defensively... Led UCF with career highs in receptions (74), receiving yards (1,195) and receiving touchdowns (11) in 13 games (12 starts) as a senior to earn second-team All-Conference USA honors... Ranked second in UCF annals for a season in receiving yards (1,195) while tying for sixth in touchdown catches (11) and tying for eighth in receptions (74) that year.

PERSONAL: Marshall was chosen as an all-state selection and was named the Seminole County Utility Player of the Year at Lake Howell High School in Winter Park, Fla.... Accounted for 1,506 yards of total offense as a senior, gaining 1,056 yards through the air and 450 on the ground... Threw 11 touchdowns and also scored four defensively (two interception returns and two fumble returns)... Named MVP of the all-Central Florida game... Lettered in basketball and track three times... Won the Class 3A state triple-jump championship with a jump of 48-feet, six-and-three-quarter inches as a senior... Had another 48-foot jump to win the triple jump at the Golden South track and field event... An active member of the Kappa Psi fraternity and the group's charity work... Working on a project to restore Larimer Park in Pittsburgh, where he resides... Restores vintage automobiles... Majored in liberal studies at Central Florida... Brandon Marshall was born on March 23, 1984, in Pittsburgh.

MARSHALL'S REGULAR SEASON RECORD

Year	Club	RECEIVING					RUSHING					SCORING							
		G	S	No.	Yds.	Avg.	LG	TD	No.	Yds.	Avg.	LG	TD	TD	TDp	TDrt	2pt	Pts.	
2006	Denver	15	1	20	309	15.5	71t	2	2	12	6.0	6	0	2	0	2	0	0	12
2007	Denver	16	16	102	1,325	13.0	68t	7	5	57	11.4	24	0	7	0	7	0	0	42
2008	Denver	15	15	104	1,265	12.2	47	6	2	-4	-2.0	7	0	6	0	6	0	0	36
CAREER TOTALS		46	32	226	2,899	12.8	71t	15	9	65	7.2	24	0	15	0	15	0	0	90

ADDITIONAL STATISTICS: Special teams tackles — 2006 (6), TOTAL (6). Miscellaneous tackles — 2007 (7), 2008 (2), TOTAL (9). Fumble recoveries — 2007 (2), TOTAL (2). Sacked twice for a loss of nine yards in 2007.

MARSHALL'S SINGLE GAME HIGHS

(Postseason in parentheses)

Receptions — 18* vs. San Diego, 9/14/08 (none). **Receiving yards** — 166 vs. San Diego, 9/14/08 (none). **Longest reception** — 71t vs. Seattle, 12/3/06 (none). **Receiving touchdowns** — 2, twice, last vs. Kansas City, 12/7/08 (none). **Rushes** — 2 vs. Minnesota, 12/30/07 (none). **Rushing yards** — 31 vs. Minnesota, 12/30/07 (none). **Longest rush** — 24 vs. Minnesota, 12/30/07 (none). **Rushing touchdowns** — None (none). * - franchise record

MARSHALL POSTS HISTORIC SINGLE GAME EFFORT

MOST RECEPTIONS IN A GAME, NFL HISTORY

Player	Opponent	Rec.	Yds.	Avg.	TDs
1. Terrell Owens, S.F.	vs. Chi., 12/17/00	20	283	14.2	1
2. Brandon Marshall, Den.	vs. S.D., 9/14/08	18	166	9.2	1
Tom Fears, L.A. Rams	vs. G.B., 12/3/50	18	189	10.5	2
4. Clark Gaines, NYJ	vs. S.F., 9/21/80	17	160	9.4	0

MARSHALL'S 100-YARD RECEIVING GAMES (7)

*denotes win (The Broncos are 4-3 when Marshall records 100 or more yards receiving in a game.)

Date	Opponent	No.	Yds.	Avg.	LG	TD
9/23/07	vs. Jacksonville	7	133	19.0	49	0
12/9/07	vs. Kansas City*	10	115	11.5	22	2
12/13/07	at Houston	11	107	9.7	17	0
12/30/07	vs. Minnesota*	10	114	11.4	17	1
9/14/08	vs. San Diego*	18	166	9.2	34	1
9/21/08	vs. New Orleans*	6	155	25.8	35t	1
12/21/08	vs. Buffalo	10	129	12.9	24	0

BRANDON MARSHALL'S CAREER GAME-BY-GAME

(Victories asterisked)

2006 DENVER (9-7)			RECEIVING					SCORING	
Date	Opponent	P/S	No.	Yds.	Avg.	LG	TD	2pt.	Pts.
Sep 10	at St. Louis								
Sep 17	vs. Kansas City*	P	0	0	0.0	—	0	0	0
Sep 24	at New England*	P	0	0	0.0	—	0	0	0
Oct 9	vs. Baltimore*	P	0	0	0.0	—	0	0	0
Oct 15	vs. Oakland*	P	0	0	0.0	—	0	0	0
Oct 22	at Cleveland*	P	2	22	11.0	13	1	0	6
Oct 29	vs. Indianapolis	P	0	0	0.0	—	0	0	0
Nov 5	at Pittsburgh*	P	0	0	0.0	—	0	0	0
Nov 12	at Oakland*	P	0	0	0.0	—	0	0	0
Nov 19	vs. San Diego	P	1	33	33.0	33	0	0	0
Nov 23	at Kansas City	P	3	21	7.0	9	0	0	0
Dec 3	vs. Seattle	P	1	71	71.0	71t	1	0	6
Dec 10	at San Diego	P	2	19	9.5	13	0	0	0
Dec 17	at Arizona*	P	5	58	11.6	17	0	0	0
Dec 24	vs. Cincinnati*	S	4	65	16.3	36	0	0	0
Dec 31	vs. San Francisco	P	2	20	10.0	19	0	0	0
Regular Season Totals		15/1	20	309	15.5	71t	2	0	12

2007 DENVER (7-9)			RECEIVING					SCORING	
Date	Opponent	P/S	No.	Yds.	Avg.	LG	TD	2pt.	Pts.
Sep 9	at Buffalo*	S	5	52	10.4	19	1	0	6
Sep 16	vs. Oakland*	S	5	82	16.4	22	0	0	0
Sep 23	vs. Jacksonville	S	7	133	19.0	49	0	0	0
Sep 30	at Indianapolis	S	3	23	11.5	16	1	0	6
Oct 7	vs. San Diego	S	7	72	10.3	26	0	0	0
Oct 21	vs. Pittsburgh*	S	6	77	12.8	22	0	0	0
Oct 29	vs. Green Bay	S	3	74	24.7	35	0	0	0
Nov 4	at Detroit	S	9	96	10.7	16	0	0	0
Nov 11	at Kansas City*	S	6	85	14.2	38	0	0	0
Nov 19	vs. Tennessee*	S	4	56	14.0	41t	1	0	6
Nov 25	at Chicago	S	4	97	24.3	68t	1	0	6
Dec 2	at Oakland	S	6	67	11.2	32	0	0	0
Dec 9	vs. Kansas City*	S	10	115	11.5	22	2	0	12
Dec 13	at Houston	S	11	107	9.7	17	0	0	0
Dec 24	at San Diego	S	6	75	12.5	27	0	0	0
Dec 30	vs. Minnesota*	S	10	114	11.4	17	1	0	6
Regular Season Totals		16/16	102	1,325	13.0	68t	7	0	42

2008 DENVER (8-8)			RECEIVING					SCORING	
Date	Opponent	P/S	No.	Yds.	Avg.	LG	TD	2pt.	Pts.
Sep 8	at Oakland*								
Sep 14	vs. San Diego*	S	18	166	9.2	34	1	0	6
Sep 21	vs. New Orleans*	S	6	155	25.8	35t	1	0	6
Sep 28	at Kansas City	S	7	77	11.0	21	1	0	6
Oct 5	vs. Tampa Bay*	S	3	25	8.3	13	0	0	0
Oct 12	vs. Jacksonville	S	9	98	10.9	21	0	0	0
Oct 20	at New England	S	6	77	12.8	20	0	0	0
Nov 2	vs. Miami	S	2	27	13.5	14	0	0	0
Nov 6	at Cleveland*	S	6	89	14.8	34	1	0	6
Nov 16	at Atlanta*	S	6	89	14.8	47	0	0	0
Nov 23	vs. Oakland	S	4	84	21.0	32	0	0	0
Nov 30	at N.Y. Jets*	S	5	55	11.0	20	0	0	0
Dec 7	vs. Kansas City*	S	11	91	8.3	21	2	0	12
Dec 14	at Carolina	S	5	48	9.6	19	0	0	0
Dec 21	vs. Buffalo	S	10	129	12.9	24	0	0	0
Dec 28	at San Diego	S	6	55	9.2	17	0	0	0
Regular Season Totals		15/15	104	1,265	12.2	47	6	0	36



RYAN McBEAN
 6-5 • 297 • 2ND YR. • OKLAHOMA STATE
 BORN: April 23, 1984, in Kingston, Jamaica
 HIGH SCHOOL: Trinity High School, Euless, Texas
 ACQUIRED: Free Agent, 2008
 NFL YEAR: 2nd • YEAR WITH BRONCOS: 1st
 NFL GAMES PLAYED/STARTED: 1/0 • POSTSEASON: 0/0



98

DEFENSIVE LINE

McBEAN AT A GLANCE:

- A second-year defensive lineman who spent the entire 2008 regular season on Denver's practice squad after competing in Pittsburgh's training camp to begin the year.
- Made his NFL debut as a rookie in the Steelers' 2007 regular-season finale at Baltimore (12/30/07) after spending the majority of the year on their practice squad.
- Started 23-of-24 career games played in two seasons at Oklahoma State University after beginning his collegiate career at Hinds Community College in Hinds, Miss.
- Posted 4.5 sacks as a senior at Oklahoma State, helping the Cowboys rank eighth in the nation and lead the Big 12 Conference with an average of 7.7 tackles behind the line of scrimmage per game that year.
- Joined the Broncos as a practice-squad signee on Sept. 1, 2008.
- Selected by Pittsburgh in the fourth round (132nd overall) of the 2007 NFL Draft.

CAREER TRANSACTIONS: Signed by Pittsburgh as a draft choice 6/26/07; Waived by Pittsburgh 9/1/07; Signed by Pittsburgh (practice squad) 9/3/07; Signed by Pittsburgh (active roster) 12/11/07; Waived by Pittsburgh 8/30/08; Signed by Denver 9/1/08; Signed by Denver to a future contract 12/29/08.



2008: McBean spent the entire regular season on Denver's practice squad after he was signed on Sept. 1... Competed in Pittsburgh's training camp but was waived on Aug. 30.

2007: Selected by Pittsburgh in the fourth round (132nd overall) of the 2007 NFL Draft, McBean saw time in one game (at Bal. 12/30) as a rookie... Spent the first 13 games on the Steelers' practice squad before he was signed to the active roster on Dec. 11... Inactive for Pittsburgh's AFC Wild Card Game vs. Jac. (1/5).

COLLEGE: McBean played two seasons at Oklahoma State University after beginning his collegiate career at Hinds Community College in Hinds, Miss.... Saw time in 24 career games (23 starts) at OSU, totaling 62 tackles (34 solo) 7.5 sacks (59 yds.) and three forced fumbles... Recorded 25 tackles (12 solo) and 4.5 sacks as a senior, helping Oklahoma State rank eighth in the nation and lead the Big 12 Conference with an average of 7.7 tackles behind the line of scrimmage per game... Started all 20 games he played in two years at Hinds and was a first-team all-conference selection as a sophomore after posting 58 tackles and seven sacks that year.

PERSONAL: McBean earned first-team all-district recognition as a senior at Trinity High School in Euless, Texas... Named the district's Defensive Most Valuable Player and added all-district and all-area honors from *The Dallas Morning News*... Son of Donnett McBean... Married to Tonisha... Ryan McBean was born on April 23, 1984, in Kingston, Jamaica.

McBEAN'S REGULAR SEASON RECORD


Year Club	G	S	UT	A	TT	S-Yds.	I-Yds.	PD	FF	FR	TD-Int.	TD-FR	S	Pts.
2007 Pittsburgh	1	0	0	0	0	0-0	0-0	0	0	0	0	0	0	0
2008 Denver	PRACTICE SQUAD													
CAREER TOTALS	1	0	0	0	0	0-0	0-0	0	0	0	0	0	0	0

McBEAN'S POSTSEASON RECORD


Year Club	G	S	UT	A	TT	S-Yds.	I-Yds.	PD	FF	FR	TD-Int.	TD-FR	S	Pts.
2007 Pittsburgh	0	0	0	0	0	0-0	0-0	0	0	0	0	0	0	0
CAREER TOTALS	0	0	0	0	0	0-0	0-0	0	0	0	0	0	0	0

Did You Know?

The Broncos enter the 2009 season having won their last nine "divisional openers." Denver has earned a victory in its first AFC West game of the year every season since 2000 and visits Oakland on Sept. 27 in its first divisional game of the 2009 campaign.



MATT McCHESNEY
 6-4 • 333 • 3RD YR. • COLORADO
 BORN: Nov. 6, 1981, in Santa Cruz, Calif.
 HIGH SCHOOL: Niwot High School, Longmont, Colo.
 ACQUIRED: Free Agent, 2009
 NFL YEAR: 3rd • YEAR WITH BRONCOS: 1st
 NFL GAMES PLAYED/STARTED: 4/0



60

GUARD

McCHESNEY AT A GLANCE:

- A third-year guard who also has played defensive tackle during an NFL career in which he has seen time on the rosters of Miami (2008), the New York Jets (2005-08) and St. Louis (2005).
- Spent his first two years in the NFL as a defensive tackle before converting to offensive guard at the start of the 2007 season with the Jets.
- Appeared in four career games, seeing time as a defensive tackle in three contests with the Jets as a rookie in 2005 and playing one game as a guard for the Dolphins in 2008.
- Started seven games at right guard for the Frankfurt Galaxy in 2007, receiving All-NFL Europa honors and helping the club to a World Bowl XV appearance.
- Earned honorable mention All-Big 12 Conference accolades as a senior defensive tackle at the University of Colorado, where he finished his collegiate career with 123 tackles and 11 sacks.
- Joined the Broncos as a free agent on Feb. 12, 2009.
- Entered the NFL with St. Louis as a college free agent on April 29, 2005.

CAREER TRANSACTIONS: Signed by St. Louis as a college free agent 4/29/05; Waived by St. Louis 7/27/05; Signed by N.Y. Jets (practice squad) 11/2/05; Signed by N.Y. Jets (active roster) 12/15/05; Waived by N.Y. Jets 9/2/06; Signed by N.Y. Jets (practice squad) 9/4/06; Waived by N.Y. Jets 9/6/06; Signed by N.Y. Jets (practice squad) 9/19/06; Signed by N.Y. Jets to a future contract 1/8/07; Placed on exempt/NFLEL injured list by N.Y. Jets 7/2/07; Waived by N.Y. Jets 8/30/08; Signed by N.Y. Jets (practice squad) 9/1/08; Waived by N.Y. Jets 9/16/08; Signed by Miami (practice squad) 9/23/08; Signed by Miami (active roster) 11/7/08; Placed on injured reserve (knee) by Miami 11/15/08; Released by Miami 2/9/08; Signed by Denver 2/12/09.



2008: McChesney saw time in one game with Miami (vs. Sea. 11/9) before he was placed on injured reserve (knee) on Nov. 15... Began the year on the Jets' practice squad but was waived on Sept. 16... Signed with Miami's practice squad on Sept. 23 and was promoted to its active roster on Nov. 7.

2007: McChesney spent the year with the Jets on the exempt/NFL Europa injury list with an injury suffered while playing for Frankfurt in the spring leading up to the NFL season.

2006: McChesney spent the majority of the season on the Jets' practice squad after he was signed to that unit on Sept. 19... Started seven games at right guard for the Frankfurt Galaxy after the NFL season concluded (2007 NFL Europa season), earning All-NFL Europa honors and helping the club to a World Bowl XV appearance.

2005: McChesney, who entered the NFL with St. Louis as a college free agent on April 29, played in the Jets' final three games and had three tackles (all solo)... Made his NFL debut at Mia. (12/18)... Signed to the Jets' practice squad on Nov. 2 after the Rams waived him July 27... Signed to the Jets' active roster on Dec. 15.


COLLEGE: McChesney played 43 career games (26 starts) at the University of Colorado, totaling 123 tackles (87 solo), 11 sacks, three fumble recoveries and one pass breakup... Received honorable mention All-Big 12 Conference accolades as a senior... Also received the Dave Jones Award as CU's most outstanding defensive player and the Derek Singleton Award for dedication, spirit and enthusiasm following his senior year.

PERSONAL: McChesney earned *PrepStar*, *SuperPrep* and *USA Today* honorable mention All-America accolades as a senior at Niwot High School in Longmont, Colo., after totaling 107 tackles, 11.5 sacks, 11 forced fumbles, five fumble recoveries and nine pass breakups... Received Class 4A first-team all-state recognition from the *Rocky Mountain News* as a senior... Was a three-time all-conference selection... Majored in history at Colorado... Matthew David McChesney was born on Nov. 6, 1981, in Santa Cruz, Calif.

McCHESNEY'S REGULAR SEASON RECORD

Year Club	G	S
2005 N.Y. Jets	3	0
2006 N.Y. Jets	PRACTICE SQUAD	
2007 N.Y. Jets	NFLEL IR	
2008 Miami	1	0
CAREER TOTALS	4	0

ADDITIONAL STATISTICS: Defensive tackles — 2005 (3 solo tackles), TOTAL (3 solo tackles).



JARVIS MOSS
 6-7 • 257 • 3RD YR. • FLORIDA
 BORN: Aug. 3, 1984, in Denton, Texas
 HIGH SCHOOL: Ryan High School, Denton, Texas
 ACQUIRED: Draft #1 (17th overall), 2007
 NFL YEAR: 3rd • YEAR WITH BRONCOS: 3rd
 NFL GAMES PLAYED/STARTED: 18/1

94

OUTSIDE LINEBACKER/DEFENSIVE END

MOSS AT A GLANCE:

- A third-year outside linebacker/defensive end who has totaled 39 tackles (23 solo) and 3.5 sacks (20 yds.) in 18 games (1 start) during his first two NFL seasons with the Broncos.
- Posted the first multiple-sack game of his career with two sacks among six tackles in Denver's game vs. Miami (11/2/08).
- Totaled 14 tackles (7 solo) and one sack in six games (1 start) as a rookie with Denver in 2007 before a fractured right fibula ended his first professional season.
- Recorded 15 sacks during his final two seasons at the University of Florida, including 7.5 as a redshirt junior in 2006 on a Gators squad that earned victories in the Southeastern Conference Championship Game and the BCS National Championship Game.
- Posted two sacks and one forced fumble in Florida's 41-14 victory against Ohio State in the BCS National Championship Game during the 2006 campaign.
- Led Florida with 7.5 sacks as a redshirt sophomore in 2005, a year that marked his first full season of college football after he overcame numerous injuries to begin his collegiate career.
- Selected by the Broncos in the first round (17th overall) of the 2007 NFL Draft.

CAREER TRANSACTIONS: Signed by Denver as a draft choice 7/28/07; Placed on injured reserve (fractured right fibula) by Denver 11/6/07.



2008: Moss saw time in 12 games (0 starts) for the Broncos, totaling 25 tackles (16 solo) and 2.5 sacks (13 yds.)... Posted six tackles (3 solo) and half a sack on *Monday Night Football* at N.E. (10/20)... Notched the first multiple-sack game of his career with two sacks (9 yds.) among six tackles (all solo) vs. Mia. (11/2)... Inactive for three of Denver's first five games as well as its season finale at S.D. (12/28).

2007: Selected by the Broncos in the first round (17th overall) of the 2007 NFL Draft, Moss played six games (1 start) as a rookie, recording 14 tackles (7 solo), one sack (7 yds.) and one forced fumble... Placed on injured reserve on Nov. 6 with a fractured right fibula suffered during practice leading up to Denver's game at Det. (11/4)... Recorded the first sack of his NFL career with a takedown of Josh McCown vs. Oak. (9/16)... Made the first start of his professional career at Ind. (9/30).

COLLEGE: Moss played 26 career games (13 starts) at the University of Florida, totaling 87 tackles (64 solo), 15 sacks (114 yds.), six pass breakups, five forced fumbles and one fumble recovery... Started all 13 games played as a redshirt junior, totaling 7.5 sacks (60 yds.) and 56 tackles (42 solo) for a Florida squad that won the Southeastern Conference Championship Game as well as the BCS National Championship Game... Posted two sacks and one forced fumble in the Gators' national championship win against Ohio State... Received SEC Player of the Week accolades in consecutive weeks for his defensive efforts against Vanderbilt and his work on special teams (two blocked kicks) against South Carolina as a junior... Named Florida's Most Outstanding Defensive Lineman following his junior campaign... Led the Gators with 7.5 sacks (54 yds.) as a redshirt sophomore.

PERSONAL: Moss was a *Parade* All-American and a *USA Today* first-team All-American as a senior at Ryan High School in Denton, Texas... Ranked as the top strongside defensive end in the nation, the No. 25 overall prospect in the nation and the No. 1 defensive player in Texas by Rivals.com... Received *SuperPrep* All-America honors as a senior and was named to its Elite 50 Team... Helped Ryan High School to three consecutive Class 4A state championship games, winning titles as a junior and senior on teams that had a 30-1 record during those seasons... Registered 81 tackles (29 for losses) and 12 sacks as a senior despite missing seven games due to a pelvic injury... Had 122 tackles (52 for losses) and 28 sacks to help Ryan post the first perfect record (15-0) in school history as a junior... Majored in sociology at Florida... Jarvis Moss was born on Aug. 3, 1984, in Denton, Texas.

MOSS' REGULAR SEASON RECORD

Year	Club	G	S	UT	A	TT	S-Yds.	I-Yds.	PD	FF	FR	TD-Int.	TD-FR	S	Pts.
2007	Denver	6	1	7	7	14	1-7	0-0	0	1	0	0	0	0	0
2008	Denver	12	0	16	9	25	2.5-13	0-0	0	0	0	0	0	0	0
CAREER TOTALS		18	1	23	16	39	3.5-20	0-0	0	1	0	0	0	0	0

MOSS' SINGLE GAME HIGHS

(Postseason in parentheses)

Sacks — 2 vs. Miami, 11/2/08 (none). **Sack yards** — 9 vs. Miami, 11/2/08 (none). **Interceptions** — None (none). **Interception return yards** — None (none).

MOSS' MULTIPLE-SACK GAMES (1)


*denotes win (The Broncos are 0-1 when Moss records more than one sack in a game.)

Date	Opponent	S-Yds.
11/2/08	vs. Miami	2-9

JARVIS MOSS' CAREER GAME-BY-GAME

(Victories asterisked)

2007 DENVER (7-9)		TACKLES									
Date	Opponent	P/S	UT	A	TT	S-Yds.	I-Yds.	PD	FF	FR	
Sep 9	at Buffalo*	P	3	1	4	0-0	0-0	0	0	0	
Sep 16	vs. Oakland*	P	2	0	2	1-7	0-0	0	1	0	
Sep 23	vs. Jacksonville	P	2	1	3	0-0	0-0	0	0	0	
Sep 30	at Indianapolis	S	0	3	3	0-0	0-0	0	0	0	
Oct 7	vs. San Diego	P	0	1	1	0-0	0-0	0	0	0	
Oct 21	vs. Pittsburgh*	P	0	1	1	0-0	0-0	0	0	0	
Games 7-8											
Nov 11	at Kansas City*										
PLACED ON INJURED RESERVE (FRACTURED RIGHT FIBULA) 11/6/07											
Regular Season Totals			6/1	7	14	1-7	0-0	0	1	0	
2008 DENVER (8-8)		TACKLES									
Date	Opponent	P/S	UT	A	TT	S-Yds.	I-Yds.	PD	FF	FR	
Games 1-2											
Sep 21	vs. New Orleans*	P	1	2	3	0-0	0-0	0	0	0	
Sep 28	at Kansas City	P	1	1	2	0-0	0-0	0	0	0	
Oct 5	vs. Tampa Bay*										
Oct 12	vs. Jacksonville	P	0	0	0	0-0	0-0	0	0	0	
Oct 20	at New England	P	3	3	6	0.5-4	0-0	0	0	0	
Nov 2	vs. Miami	P	6	0	6	2-9	0-0	0	0	0	
Nov 6	at Cleveland*	P	1	0	1	0-0	0-0	0	0	0	
Nov 16	at Atlanta*	P	1	1	2	0-0	0-0	0	0	0	
Nov 23	vs. Oakland	P	2	0	2	0-0	0-0	0	0	0	
Nov 30	at N.Y. Jets*	P	0	1	1	0-0	0-0	0	0	0	
Dec 7	vs. Kansas City*	P	1	0	1	0-0	0-0	0	0	0	
Dec 14	at Carolina	P	0	1	1	0-0	0-0	0	0	0	
Dec 21	vs. Buffalo	P	0	0	0	0-0	0-0	0	0	0	
Dec 28	at San Diego										
Regular Season Totals			12/0	16	9	2.5-13	0-0	0	0	0	



PAT MURRAY
 6-3 • 316 • 2ND YR. • TRUMAN STATE
 BORN: Oct. 31, 1984, in Fort Dodge, Iowa
 HIGH SCHOOL: Pocahontas High School, Pocahontas, Iowa
 ACQUIRED: Practice Squad Signee (Seattle), 2008
 NFL YEAR: 2nd • YEAR WITH BRONCOS: 2nd
 NFL GAMES PLAYED/STARTED: 0/0

72

GUARD

MURRAY AT A GLANCE:

- A second-year guard who spent the final three games of the 2008 season on Denver's active roster after competing on Seattle's practice squad for the majority of the season.
- Saw time in Green Bay's training camp as a rookie in 2007.
- Received honorable mention All-America accolades (*Don Hansen's Football Gazette*) as a senior at Truman State University, where he was a three-year starter at right tackle.
- Earned All-Mid-America Intercollegiate Athletics Association recognition three times at Truman State, including first-team selections as a junior and senior.
- Joined the Broncos from Seattle's practice squad on Dec. 9, 2008.
- Entered the NFL with Green Bay as a college free agent on May 4, 2007.

CAREER TRANSACTIONS: Signed by Green Bay as a college free agent 5/4/07; Waived by Green Bay 8/24/07; Signed by Seattle to a future contract 1/9/08; Waived by Seattle 8/30/08; Signed by Seattle (practice squad) 9/1/08; Signed by Denver (active roster) 12/9/08.



2008: Murray spent the first 14 weeks of the year on Seattle' practice squad before signing with Denver's active roster on Dec. 9... Inactive for all three games with the Broncos.


2007: Murray, who entered the NFL with Green Bay as a college free agent on May 4, competed in the Packers' training camp but was waived on Aug. 24... Spent the regular season out of the NFL.

COLLEGE: Murray started three years primarily at right tackle at Truman State University in Kirksville, Mo., playing 41 career games (32 starts)... Received honorable mention All-America honors from *Don Hansen's Football Gazette* and was a first-team All-Mid-America Intercollegiate Athletics Association selection as a senior, grading out at 92 percent for the season... Earned first-team All-MIAA Intercollegiate Athletics Association honors as a junior and was a second-team choice as a sophomore... Participated in the East Coast Bowl and the Texas vs. the Nation All-Star Game following his senior year.


PERSONAL: Murray played guard and outside linebacker at Pocahontas High School in Pocahontas, Iowa... Earned all-district recognition as a senior and competed in the state's all-star game... Lettered in football, basketball, track and golf in high school... Competed for four years on the school's baseball team over the summer... Majored in criminal justice at Truman State and is interested in pursuing a career in law enforcement after his playing career... Patrick James Murray was born on Oct. 31, 1984, in Fort Dodge, Iowa.

MURRAY'S REGULAR SEASON RECORD

Year	Club	G	S
2007		OUT OF FOOTBALL	
2008	Den./Sea.	0	0
CAREER TOTALS		0	0
BRONCOS TOTALS		0	0



CLINT OLDENBURG
 6-5 • 302 • 2ND YR. • COLORADO STATE
 BORN: Sept. 9, 1983, in Gillette, Wyo.
 HIGH SCHOOL: Campbell County High School, Campbell County, Wyo.
 ACQUIRED: Free Agent, 2009
 NFL YEAR: 2nd • YEAR WITH BRONCOS: 1st
 NFL GAMES PLAYED/STARTED: 2/0



71

TACKLE

OLDENBURG AT A GLANCE:

- A second-year tackle who has played two games for his NFL career, seeing time with the New York Jets as a rookie in 2007.
- Competed in the Jets' training camp in 2008 before spending the final 11 weeks of the regular season on St. Louis' practice squad.
- Began his rookie year in 2007 on New England's practice squad and joined the Jets in late September of that year.
- Started 34 career games at left tackle for Colorado State University, where he switched to tackle from tight end as a sophomore and earned second-team All-Mountain West Conference accolades as a senior.
- Joined the Broncos as a future-contract signee on Dec. 31, 2008.
- Selected by New England in the fifth round (171st overall) of the 2007 NFL Draft.

CAREER TRANSACTIONS: Signed by New England as a draft choice 7/18/07; Waived by New England 9/1/07; Signed by New England (practice squad) 9/3/07; Waived by New England 9/19/07; Signed by N.Y. Jets (practice squad) 9/20/07; Signed by N.Y. Jets (active roster) 12/19/07; Waived/injured by N.Y. Jets 8/11/08; Signed by St. Louis (practice squad) 10/15/08; Signed by Denver to a future contract 12/31/08.

2008: Oldenburg spent the final 11 weeks of the season on St. Louis' practice squad after he was signed on Oct. 15... Competed in training camp with the Jets but was waived/injured on Aug. 11.

2007: Selected by New England in the fifth round (171st overall) of the 2007 NFL Draft, Oldenburg began his rookie year on the Patriots' practice squad but was waived on Sept. 19... Joined the Jets' practice squad on Sept. 20 and was promoted to their active roster on Dec. 19... Played in New York's final two games of the season... Made his NFL debut at Ten. (12/23).

COLLEGE: Oldenburg played 36 career games (34 starts) at Colorado State University, where he began his collegiate career as a tight end before switching to left tackle as a sophomore... Led the Rams with 61 knockdown blocks as a senior, earning second-team All-Mountain West Conference honors as well as CSU's strength award... Started all 12 games as a junior, earning honorable mention all-conference recognition that season... Selected to participate in the 2007 North-South Classic following his senior year.

PERSONAL: Oldenburg was an all-state selection as a linebacker and tight end at Campbell County High School in Campbell County, Wyo... Was a two-time all-state selection and a three-time all-conference pick... Received the Milward Simpson Award (Wyoming's top high school athlete) in 2002... Was a three-sport athlete who earned state and regional honors in football, basketball and track... Placed first in the state in the discus event as a senior... Named MVP of the state basketball tournament as a senior... Was a finalist for the Wyoming National Football Foundation College Hall of Fame Award... Excelled in the classroom, earning academic All-Mountain West Conference honors as a junior and senior as well as twice receiving *ESPN The Magazine's* academic all-district recognition during his time at CSU... Earned a bachelor's degree in technical journalism from Colorado State... Son of Steve and Gail Oldenburg... Clint Steven Oldenburg was born on Sept. 9, 1983, in Gillette, Wyo.

OLDENBURG'S REGULAR SEASON RECORD

Year	Club	G	S
2007	NYJ/N.E.	2	0
2008	St. Louis	PRACTICE SQUAD	
CAREER TOTALS		2	0



KYLE ORTON
 6-4 • 225 • 5TH YR. • PURDUE
 BORN: Nov. 14, 1982, in Altoona, Iowa
 HIGH SCHOOL: Southeast Polk High School, Runnels, Iowa
 ACQUIRED: Trade (Chicago), 2009
 NFL YEAR: 5th • YEAR WITH BRONCOS: 1st
 NFL GAMES PLAYED/STARTED: 33/33 • POSTSEASON: 0/0



8

QUARTERBACK

ORTON AT A GLANCE:

- A fifth-year quarterback who posted a 21-12 (.636) record as a starter in four seasons with Chicago, including a 15-2 (.882) mark at home that is the best in the NFL since he entered the league in 2005.
- Guided the Bears to a winning season in each of his two years as a full-time starter, including the 2005 campaign when he registered a 10-5 record in 15 starts for a Chicago squad that won the NFC North title.
- Has thrown 22 touchdowns and only two interceptions in the red zone for his career that represent the eighth-best touchdown-to-interception ratio (11.0) in the league since 2005.
- Totaled the fourth-most completions (272) in Bears history for a season as a 15-game starter in 2008, completing 272-of-465 passes for 2,972 yards with a personal-best 18 touchdowns.
- Set a Chicago franchise record for consecutive passes without an interception (205) in 2008 while also ranking second in the NFL with a 116.1 passer rating in the first quarter.
- Guided the Bears to eight consecutive wins as a starter in 2005 that marked the second-longest winning streak by a rookie quarterback since the 1970 NFL merger.
- Started for three seasons at Purdue University, finishing his collegiate career ranked third in school history in both passing yards (9,337) and touchdown passes (63).
- Joined the Broncos on April 2, 2009, in a trade with Chicago that brought Orton, first-round picks in the 2009 and '10 NFL Drafts as well as a third-round selection in '09 to Denver in exchange for quarterback Jay Cutler and a fifth-round pick in the '09 draft.
- Selected by Chicago in the fourth round (106th overall) of the 2005 NFL Draft.

CAREER TRANSACTIONS: Signed by Chicago as a draft choice 7/25/05; Traded to Denver 4/2/09.

2008: Orton started all 15 games played for the Bears, leading the club to a 9-6 record in those contests... Totaled the fourth-most completions (272) for a season in Chicago annals, completing 272-of-465 (58.5%) pass-

ORTON POSTS NFL'S BEST HOME RECORD AS A STARTER

BEST HOME WINNING PCT. BY A QUARTERBACK, NFL, 2005-08 (MIN. 15 STARTS)

Player	W	L	Pct.
1. Kyle Orton, Chi.	15	2	.882
2. Peyton Manning, Ind.	27	5	.844
3. Philip Rivers, S.D.	20	4	.833
4. Tom Brady, N.E.	19	6	.760
5. Jake Delhomme, Car.	17	6	.739

ORTON PRODUCES IN THE RED ZONE

BEST TOUCHDOWN-TO-INTERCEPTION RATIO IN THE RED ZONE, NFL, 2005-08 (min. 100 att.)

Player	Att.	TDs	INTs	Ratio
1. Jeff Garcia, T.B./Phi./Det.	101	18	0	---
2. Tom Brady, N.E.	244	71	2	35.5
3. Philip Rivers, S.D.	202	50	2	25.0
4. Kerry Collins, Ten./Oak.	134	18	1	18.0
5. Marc Bulger, Stl.	173	40	3	13.3
6. Peyton Manning, Ind.	302	77	6	12.8
7. Kurt Warner, Ari.	220	59	5	11.8
8. Kyle Orton, Chi.	108	22	2	11.0

es for a career-high 2,972 yards that marked the sixth-best season total in Chicago annals... Totaled a personal-best 18 touchdown passes along with 12 interceptions for a 79.6 passer rating... Tied for second in the NFL among quarterbacks with three rushing touchdowns... Set a Chicago record for consecutive passes without an interception (205) with his streak beginning vs. Phi. (9/28) and ending at Min. (11/30)... Did not throw an interception in nine starts to tie for the fourth-highest total in the league... Ranked second in the NFL in first-quarter passer rating (116.1), completing 67-of-95 (70.5%) passes for 780 yards with six touchdowns and no interceptions in the opening period... Registered the three best passing yardage totals of his career in three consecutive weeks (Games 5-7), including a personal-best 334 yards at Det. (10/5) for his first 300-yard passing game as a pro... Threw a career-high three touchdown passes vs. Phi. (9/28).

2007: Orton saw time in three games (3 starts) for the Bears, completing 43-of-80 (53.8%) passes for 478 yards with three touchdowns and two interceptions (73.9 rtg.)... Led Chicago to a 2-1 record in his three starts, which occurred in the club's final three games... Inactive for Games 1-9 and 11-13... Did not play at Sea. (11/18).

2006: Orton served as Chicago's third quarterback for all 16 games as well as its three playoff games, including Super Bowl XLI vs. Ind. (2/4).

2005: Selected by Chicago in the fourth round (106th overall) of the 2005 NFL Draft, Orton led the Bears to the NFC North title as a rookie by posting a 10-5 record in 15 starts.... Guided Chicago to a 7-1 mark in eight starts at home... Completed 190-of-368 (51.6%) passes for 1,869 yards with nine touchdowns and 13 interceptions (59.7 rtg.)... Set franchise rookie records for quarterback starts, quarterback wins, pass attempts, completions and passing yards while tying for the most touchdown passes by a rookie in club annals... Guided the Bears on an eight-game winning streak (Games 5-12) that marked the second-longest winning streak by a starting rookie quarterback since the 1970 NFL merger (Ben Roethlisberger, Pit., had a 13-game winning streak in 2004)... 10 wins set an NFL rookie record for victories by a quarterback drafted in the fourth round or lower... Became the first Bears quarterback to start more than 13 games in a season since 1995 (Erik Kramer, 16 starts)... Completed 15-of-29 passes for 145 yards with one touchdown vs. Bal. (10/23) to earn Diet Pepsi NFL Rookie of the Week honors... Did not play at G.B. (12/15) and in an NFC Divisional Playoff Game vs. Car. (1/15).

COLLEGE: Orton was a three-year starter at Purdue University, finishing his career ranked third in school history in passing yards (9,337), touchdown passes (63) and completion percentage (58.8 / 786-of-1,336)... Ranked fourth in Big Ten Conference history in career passing yards... Totaled 9,653 yards of total offense to rank second in Purdue annals behind Drew Brees (12,692)... Registered the fourth-most career 300-yard passing games (7) in Purdue history, including one 500-yard game (school-record 503 yds. as a senior vs. Indiana) and two 400-yard games... Had only 2.1 percent of his career passes intercepted (28-of-1,336)... Threw for a career-high 3,090 yards on 236-of-389 (60.7%) passing with 31 touchdowns and five interceptions as a senior... Named the "Most Fearless Quarterback in the Big Ten Conference" by *The Sporting News* as a junior... Tied a school bowl record with two rushing touchdowns against Georgia in the Capital One Bowl as a junior despite suffering a dislocated left thumb, sprained toe and cracked rib in that game.

PERSONAL: Orton attended Southeast Polk High School in Runnels, Iowa, where he was ranked as the second-best quarterback in the nation by *SuperPrep* and listed among *USA Today's* Super 25 prospects... Completed 208-of-450 (46.2%) passes for 3,176 yards with 24 touchdowns and 18 interceptions during his prep career... Earned honorable mention all-state and first-team all-conference recognition as a senior... Received the team's Coaches Award (leadership on and off the field) and Fit-to-Hit Award (player who conditioned himself the hardest)... Also lettered in basketball, tennis and track... Named a Student-Sports All-American... Grew up a big Nebraska fan and wore jersey number 18 through most of his football career as a tribute to former Cornhuskers quarterback Brook Berringer, who led the Cornhuskers atop the polls in 1994 but died in a plane crash (4/18/96)... Enjoys bowling, reading and spending time with his family... Interested in environmental causes and worked with an organization called Cool Globes in Chicago... Father, Byron, played football at South Dakota... Majored in history at Purdue... Married to Bridget... Kyle Raymond Orton was born on Nov. 14, 1982, in Altoona, Iowa.

Did You Know?

The Broncos are 36-6 (.857) when holding the lead entering the fourth quarter during the last five seasons (since 2004). When leading entering the fourth quarter, Denver was 6-0 in 2004, 12-1 in 2005, 6-3 in 2006, 6-1 in 2007 and 6-1 in 2008.

ORTON'S REGULAR SEASON RECORD

Year	Club	PASSING													
		G	S	Att.	Comp.	Pct.	Yds.	Yds./Att.	TD	%	Int.	%	LG	Sack/Yds.	Rtg.
2005	Chicago	15	15	368	190	51.6	1,869	5.1	9	2.4	13	3.5	54	30/190	59.7
2006	Chicago	0	0	0	0	0.0	0	0.0	0	0.0	0	0.0	—	0/0	0.0
2007	Chicago	3	3	80	43	53.8	478	6.0	3	3.8	2	2.5	55t	2/12	73.9
2008	Chicago	15	15	465	272	58.5	2,972	6.4	18	3.9	12	2.6	65t	27/160	79.6
CAREER TOTALS		33	33	913	505	55.3	5,319	5.8	30	3.3	27	3.0	65t	59/362	71.1

Year	Club	RUSHING					SCORING						
		Att.	Yds.	Avg.	LG	TD	TD	TDr	TDp	TDrt	2pt	Pts.	
2005	Chicago	24	44	1.8	15	0	0	0	0	0	0	0	0
2006	Chicago	0	0	0.0	—	0	0	0	0	0	0	0	0
2007	Chicago	5	-1	-0.2	1	0	0	0	0	0	0	0	0
2008	Chicago	24	49	2.0	12	3	3	3	0	0	0	0	18
CAREER TOTALS		53	92	1.7	15	3	3	3	0	0	0	0	18

ADDITIONAL STATISTICS: Miscellaneous tackles — 2008 (3), TOTAL (3). Fumble recoveries — 2005 (3), 2007 (2), 2008 (1), TOTAL (6).

ORTON'S POSTSEASON RECORD

Year	Club	PASSING													
		G	S	Att.	Comp.	Pct.	Yds.	Yds./Att.	TD	%	Int.	%	LG	Sack/Yds.	Rtg.
2005	Chicago	0	0	0	0	0.0	0	0.0	0	0.0	0	0.0	—	0/0	0.0
2006	Chicago	0	0	0	0	0.0	0	0.0	0	0.0	0	0.0	—	0/0	0.0
CAREER TOTALS		0	0	0	0	0.0	0	0.0	0	0.0	0	0.0	—	0/0	0.0

Year	Club	RUSHING					SCORING						
		Att.	Yds.	Avg.	LG	TD	TD	TDr	TDp	TDrt	2pt	Pts.	
2005	Chicago	0	0	0.0	—	0	0	0	0	0	0	0	0
2006	Chicago	0	0	0.0	—	0	0	0	0	0	0	0	0
CAREER TOTALS		0	0	0.0	—	0	0	0	0	0	0	0	0

ORTON'S SINGLE GAME HIGHS

(Postseason in parentheses)

Pass attempts — 43 at Atlanta, 10/12/08 (none). **Pass completions** — 26 at Atlanta, 10/12/08 (none). **Passing yards** — 334 at Detroit, 10/5/08 (none). **Completion percentage** — 70.6% (24-34) at Detroit, 10/5/08 (none). **Touchdown passes** — 3 vs. Philadelphia, 9/28/08 (none). **Longest pass completion** — 65t at Minnesota, 11/30/08 (none). **Rushing attempts** — 6 vs. Tampa Bay, 9/21/08 (none). **Rushing yards** — 21 vs. Tampa Bay, 9/21/08 (none). **Longest rush** — 15 at Cleveland, 10/9/05 (none). **Rushing touchdowns** — 1, three times, last at Houston, 12/28/08 (none).

ORTON'S 300-YARD PASSING GAMES (1)

*denotes win (Orton's teams are 1-0 when he records 300 or more yards passing in a game.)

Opponent (Date)	Passing							Rushing						
	Att.	Comp.	Yds.	Pct.	TD	INT	LG	S/Yds.	Rtg.	Att.	Yds.	Avg.	LG	TD
at Detroit (10/5/08)*	34	24	334	70.6	2	0	52	1/6	121.4	1	10	10.0	10	0


KYLE ORTON'S CAREER GAME-BY-GAME

(Victories asterisked)

2005 CHICAGO (11-5)		PASSING											RUSHING				
Opponent	P/S	Att.	Comp.	Yds.	Pct.	TD	INT	LG	S/Yds.	Rtg.	Att.	Yds.	Avg.	LG	TD		
at Was. (9/11)	S	28	15	141	53.6	0	1	22	3/16	52.8	0	0	0.0	—	0		
vs. Det. (9/18)*	S	21	14	150	66.7	1	0	28t	2/12	103.3	0	0	0.0	—	0		
vs. Cin. (9/25)	S	39	17	149	43.6	0	5	23	0/0	14.7	1	0	0.0	0	0		
at Cle. (10/9)	S	26	16	117	61.5	1	0	22	4/27	84.9	3	14	4.7	15	0		
vs. Min. (10/16)*	S	25	16	117	64.0	2	1	16	3/20	84.9	4	4	1.0	6	0		
vs. Bal. (10/23)*	S	29	15	145	51.7	1	0	26	2/12	77.5	2	-2	-1.0	-1	0		
at Det. (10/30)*	S	31	17	230	54.8	1	0	54	2/12	89.4	0	0	0.0	—	0		
at N.O. (11/6)*	S	26	12	137	46.2	1	2	33	2/6	43.3	1	6	6.0	6	0		
vs. S.F. (11/13)*	S	13	8	67	61.5	0	1	31	0/0	42.8	3	-3	-1.0	-1	0		
vs. Car. (11/20)*	S	26	15	136	57.7	1	1	18	0/0	68.8	2	-2	-1.0	-1	0		
at T.B. (11/27)*	S	28	14	134	50.0	1	1	41	2/13	60.7	3	19	6.3	10	0		
vs. G.B. (12/4)*	S	17	6	68	35.3	0	1	34	3/19	23.7	1	0	0.0	0	0		
at Pit. (12/11)	S	35	17	207	48.6	0	0	43	3/22	67.2	3	8	2.7	8	0		
vs. Atl. (12/18)*	S	10	2	12	20.0	0	0	12	1/7	39.6	0	0	0.0	—	0		
at G.B. (12/15)*	DID NOT PLAY																
at Min. (1/1)	S	14	6	59	42.9	0	0	21	3/24	55.4	1	0	0.0	0	0		
Regular Season Totals	15/15	368	190	1,869	51.6	9	13	54	30/190	59.7	24	44	1.8	15	0		
vs. Car. (1/15)†	DID NOT PLAY																
Postseason Totals	0/0	0	0	0	0.0	0	0	—	0/0	0.0	0	0	0.0	—	0		
†NFC Divisional Playoff Game																	

2007 CHICAGO (7-9)		PASSING											RUSHING				
Opponent	P/S	Att.	Comp.	Yds.	Pct.	TD	INT	LG	S/Yds.	Rtg.	Att.	Yds.	Avg.	LG	TD		
Games 1-9	INACTIVE																
at Sea. (11/18)	DID NOT PLAY																
Games 11-13	INACTIVE																
at Min. (12/17)	S	38	22	184	57.9	0	1	19	1/7	59.6	3	1	0.3	1	0		
vs. G.B. (12/23)*	S	15	9	104	60.0	1	0	33	0/0	103.2	0	0	0.0	—	0		
vs. N.O. (12/30)*	S	27	12	190	44.4	2	1	55t	1/5	77.7	2	-2	-1.0	0	0		
Regular Season Totals	3/3	80	43	478	53.8	3	2	55t	2/12	73.9	5	-1	-0.2	1	0		

2008 CHICAGO (9-7)												
PASSING												
Opponent	P/S	Att.	Comp.	Yds.	Pct.	TD	INT	LG	S/Yds.	Rtg.	Att.	Yds.
at Ind. (9/7)*	S	21	13	150	61.9	0	0	29	2/14	83.4	1	10
at Car. (9/14)	S	32	19	149	59.4	0	0	32	1/8	71.0	1	-1
vs. T.B. (9/21)	S	34	22	268	64.7	2	2	27	3/21	83.9	6	21
vs. Phi. (9/28)*	S	34	18	199	52.9	3	2	34	4/21	75.5	1	0
at Det. (10/5)*	S	34	24	334	70.6	2	0	52	1/6	121.4	1	10
at Atl. (10/12)	S	43	26	286	60.5	1	0	22	1/4	87.9	0	0
vs. Min. (10/19)*	S	32	21	283	65.6	2	0	51t	2/9	114.5	1	-2
vs. Det. (11/2)*	S	14	8	108	57.1	0	0	24	1/0	81.8	2	7
vs. Ten. (11/9)	INACTIVE											
at G.B. (11/16)	S	26	13	133	50.0	0	0	36	1/8	65.1	1	0
at Stl. (11/23)*	S	28	17	132	60.7	1	0	27	1/6	84.2	1	-1
at Min. (11/30)	S	29	11	153	37.9	2	3	65t	3/28	39.1	0	0
vs. Jac. (12/7)*	S	34	20	219	58.8	2	1	31	1/9	85.3	2	-2
vs. N.O. (12/11)*	S	40	24	172	60.0	0	2	20	1/1	49.2	4	6
vs. G.B. (12/22)*	S	27	14	142	51.9	1	2	21	3/6	48.7	1	-1
at Hou. (12/28)	S	37	22	244	59.5	2	0	37	2/19	97.1	2	2
Regular Season Totals	15/15	465	272	2,972	58.5	18	12	65t	27/160	79.6	24	49



J'VONNE PARKER

6-5 • 338 • 5TH YR. • Rutgers


BORN: June 7, 1982, in Scotland Neck, N.C.

HIGH SCHOOL: West Side High School, Newark, N.J.

ACQUIRED: Free Agent, 2009

NFL YEAR: 5th • **YEAR WITH BRONCOS:** 1st

NFL GAMES PLAYED/STARTED: 11/0 • **POSTSEASON:** 0/0



69

DEFENSIVE LINE

PARKER AT A GLANCE:

- A fifth-year defensive lineman who has appeared in 11 games during his NFL career while seeing time on the rosters of Carolina (2008), Atlanta (2008), Baltimore (2007-08), Dallas (2006) and Cleveland (2005-07).
- Played a career-high six games in 2006, appearing in two games with the Cowboys before seeing time in four contests with the Browns.
- Began his rookie year in 2005 on Cleveland's practice squad before appearing in its final four games that season.
- Finished his collegiate career at Rutgers University after playing two seasons at Howard University.
- Joined the Broncos as a free agent on March 10, 2009.
- Entered the NFL with Cleveland as a college free agent on May 2, 2005.

CAREER TRANSACTIONS: Signed by Cleveland as a college free agent 5/2/05; Waived by Cleveland 9/3/05; Signed by Cleveland (practice squad) 9/5/05; Signed by Cleveland (active roster) 12/7/05; Waived by Cleveland 9/3/06; Claimed off waivers by Dallas 9/4/06; Waived by Dallas 11/7/06; Signed by Cleveland 11/28/06; Placed on injured reserve (ankle) by Cleveland 12/26/06; Waived/injured by Cleveland 9/11/07; Signed by Baltimore (practice squad) 10/18/07; Signed by Baltimore (active roster) 12/29/07; Waived by Baltimore 8/31/08; Signed by Baltimore (practice squad) 9/2/08; Released by Baltimore 9/11/08; Signed by Baltimore (practice squad) 9/16/08; Released by Baltimore 10/8/08; Signed by Atlanta (practice squad) 10/29/08; Released by Atlanta 12/23/08; Signed by Carolina 12/24/08; Signed by Denver 3/10/09.



2008: Parker saw time in one game (at N.O. 12/28) along the defensive line and on special teams for Carolina... Inactive for the Panthers' NFC Divisional Playoff Game vs. Ari. (1/10)... Began the year on Baltimore's practice squad but was released on Oct. 8... Signed with Atlanta's practice squad on Oct. 29 and was released by the Falcons on Dec. 23... Signed with Carolina on Dec. 24.

2007: Parker was active but did not play in Baltimore's season finale vs. Pit. (12/30)... Began the year in Cleveland's training camp but was waived/injured on Sept. 11... Signed with Baltimore's practice squad on Oct. 18 and was promoted to its active roster on Dec. 29.

2006: Parker saw time in six games (0 starts) with Dallas and Cleveland, totaling five tackles (3 solo)... Appeared in two games with Dallas and four contests with Cleveland... Began the year in Cleveland's training camp but was waived on Sept. 3 before Dallas claimed him on Sept. 4... Did not have any tackles in two games with Dallas before he was waived on Nov. 7... Signed by Cleveland on Nov. 28... Had a career-high four tackles (3 solo) vs. T.B. (12/24)... Placed on injured reserve (ankle) by Cleveland on Dec. 26.

2005: Parker, who entered the NFL with Cleveland as a college free agent on May 2, spent the first 12 games of the season on the Browns' practice squad... Played in the Browns' final four contests (0 starts) and totaled one

tackle and one fumble recovery... Made his NFL debut at Cin. (12/11)... Recovered a fumble vs. Bal. (1/1).

COLLEGE: Parker finished his collegiate career at Rutgers University after transferring from Howard University in August 2002... Appeared in 11 games for the Scarlet Knights in 2004, posting 19 tackles, 3.5 tackles for a loss and one fumble recovery... Sat out due to NCAA transfer rules in 2002 and did not see any action in 2003... Played in eight games at Howard during his freshman and sophomore campaigns.

PERSONAL: Parker was a third-team All-Essex County selection at West Side High School in Newark, N.J., but graduated from Newark Tech High School in Newark... J'Vonne Parker was born on June 7, 1982, in Scotland Neck, N.C.

PARKER'S REGULAR SEASON RECORD

Year	Club	G	S	UT	A	TT	S-Yds.	I-Yds.	PD	FF	FR	TD-Int.	TD-FR	S	Pts.
2005	Cleveland	4	0	1	0	1	0-0	0-0	0	0	1	0	0	0	0
2006	Cle./Dal.	6	0	3	2	5	0-0	0-0	0	0	0	0	0	0	0
2007	Bal./Cle.	0	0	0	0	0	0-0	0-0	0	0	0	0	0	0	0
2008	Car./Atl.	1	0	0	0	0	0-0	0-0	0	0	0	0	0	0	0
CAREER TOTALS		11	0	4	2	6	0-0	0-0	0	0	1	0	0	0	0

PARKER'S POSTSEASON RECORD

Year	Club	G	S	UT	A	TT	S-Yds.	I-Yds.	PD	FF	FR	TD-Int.	TD-FR	S	Pts.
2008	Carolina	0	0	0	0	0	0-0	0-0	0	0	0	0	0	0	0
CAREER TOTALS		0	0	0	0	0	0-0	0-0	0	0	0	0	0	0	0

J'VONNE PARKER'S CAREER GAME-BY-GAME

(Victories asterisked)

2005 CLEVELAND (6-10)												
TACKLES												
Date	Opponent	P/S	UT	A	TT	S-Yds.	I-Yds.	PD	FF	FR		
Games 1-12 PRACTICE SQUAD												
Dec 11	at Cincinnati	P	0	0	0	0-0	0-0	0	0	0	0	0
Dec 18	at Oakland*	P	0	0	0	0-0	0-0	0	0	0	0	0
Dec 24	vs. Pittsburgh	P	1	0	1	0-0	0-0	0	0	0	0	0
Jan 1	vs. Baltimore*	P	0	0	0	0-0	0-0	0	0	0	0	1
Regular Season Totals		4/0	1	0	1	0-0	0-0	0	0	0	1	0

2006 DAL. (9-7) / CLE. (4-12)												
TACKLES												
Date	Opponent	P/S	UT	A	TT	S-Yds.	I-Yds.	PD	FF	FR		
Games 1-5 INACTIVE												
Oct 23	vs. N.Y. Giants	P	0	0	0	0-0	0-0	0	0	0	0	0
Oct 29	at Carolina*	P	0	0	0	0-0	0-0	0	0	0	0	0
Nov 5	at Washington	INACTIVE										
WAIVED BY DALLAS ON NOV. 7 / SIGNED BY CLEVELAND ON NOV. 28												
Dec 23	vs. Kansas City*	P	0	0	0	0-0	0-0	0	0	0	0	0
Dec 7	at Pittsburgh	P	0	1	1	0-0	0-0	0	0	0	0	0
Dec 17	at Baltimore	P	0	0	0	0-0	0-0	0	0	0	0	0
Dec 24	vs. Tampa Bay	P	3	1	4	0-0	0-0	0	0	0	0	0
Dec 31	at Houston	PLACED ON INJURED RESERVE (ANKLE) 12/26/06										
Regular Season Totals		6	3	2	5	0-0	0-0	0	0	0	0	0



LONIE PAXTON

6-2 • 281 • 10TH YR. • Sacramento State

BORN: March 13, 1978, in Orange, Calif.

HIGH SCHOOL: Centennial High School, Corona, Calif.

ACQUIRED: Unrestricted Free Agent (New England), 2009

NFL YEAR: 10th • **YEAR WITH BRONCOS:** 1st

NFL GAMES PLAYED/STARTED: 141/0 • **POSTSEASON:** 14/0



66

LONG SNAPPER

PAXTON AT A GLANCE:

- A 10th-year long snapper who enters his first season with the Broncos after playing in 155 of a possible 161 games (regular season and postseason) in his nine-year career with New England.
- Helped the Patriots to three Super Bowl titles (XXXVI in 2001, XXXVIII in '03 and XXXIX in '04), four AFC Championship Game wins, six division titles and eight winning seasons.
- Has not missed a game in the last five seasons, handling long snapping duties for the Patriots in 80 consecutive regular-season games and 91 overall contests dating back to 2004.
- Owns 17 career special-teams tackles (14 regular season, 3 postseason).
- Snapped for three Pro Bowl seasons by Patriots kickers (Adam Vinatieri in 2002 and '04; Stephen Gostkowski in '08).

- Started during all four seasons along the offensive line and served as long snapper at Sacramento State University.
- Joined the Broncos as an unrestricted free agent on Feb. 27, 2009.
- Entered the NFL with New England as a college free agent on April 19, 2000.

CAREER TRANSACTIONS: Signed by New England as a college free agent 4/19/00; Placed on injured reserve by New England 12/10/03; Signed by Denver as an unrestricted free agent 2/27/09.



2008: Paxton played all 16 games for the fifth consecutive year with New England, handling long snapping duties for the club... Snapped for kicker Stephen Gostkowski, who earned the first Pro Bowl selection of his career and was named a first-team All-Pro (Associated Press)... Posted one special-teams tackle.

2007: Paxton served as the Patriots' long snapper for all 16 games, helping the club become the first team in NFL history to post a 16-0 regular-season record... Made two special-teams tackles... Saw time in all three play-off games, including Super Bowl XLII vs. NYG (2/3).

2006: Paxton handled long snapping duties for all 16 regular-season games and all three playoff contests for the Patriots, including the AFC Championship Game at Ind. (1/21)... Tied a career high with three special-teams tackles.

2005: Paxton was New England's long snapper for all 16 regular-season games and both playoff contests... Posted three special-teams tackles in the regular season and had two stops on coverage in the playoffs... Helped punter Josh Miller rank fourth in the NFL with a 45.1-yard gross punting average.

2004: Paxton served as the Patriots' long snapper for all 16 regular-season games and all three playoff contests, including their Super Bowl XXXIX win vs. Phi. (2/6)... Helped kicker Adam Vinatieri lead the NFL in field goal percentage (93.9 / 31-of-33) to earn first-team All-Pro honors (Associated Press) as well as a Pro Bowl selection... Made one special-teams tackle in the regular season before adding a stop in the playoffs.

2003: Paxton snapped on every punt, extra point and field goal attempt through the first 13 games of the year for the eventual Super Bowl-champion Patriots before being placed on injured reserve on Dec. 10... Finished the year with one tackle on special teams.

2002: Paxton handled long snapping duties for New England during all 16 games... Had one special-teams tackle... Helped kicker Adam Vinatieri earn the first Pro Bowl selection of his career along with first-team All-Pro honors (Associated Press).

2001: Paxton was New England's long snapper for all 16 regular-season games and all three postseason contests, including Super Bowl XXXVI vs. Stl. (2/3)... Made one special-teams tackle during the year... Snapped for kicker Adam Vinatieri's 48-yard game-winning field goal vs. Stl. (2/3) in Super Bowl XXXVI.

2000: Paxton, who entered the NFL with New England as a college free agent on April 19, snapped on every punt, extra point and field goal attempt during all 16 games for the Patriots... Had one special-teams tackle.

COLLEGE: Paxton was a four-year starter along the offensive line at Sacramento State University while also handling long snapping duties... Started at guard as a senior, helping Sacramento State lead the Big Sky Conference and rank 13th in Division I-AA with a 234.2 rushing yards per game average... Was part of an offensive line that blocked for Division I-AA leading rusher Charles Roberts as a junior.

PERSONAL: Paxton was a team captain at Centennial High School in Corona, Calif., and was an offensive and defensive starter for three seasons... Serves as vice president of Active Force Foundation, which offers disabled people the opportunity to pursue an active lifestyle... Leonidas E. Paxton was born on March 13, 1978, in Orange, Calif.

PAXTON'S REGULAR SEASON RECORD

Year	Club	G	S
2000	New England	16	0
2001	New England	16	0
2002	New England	16	0
2003	New England	13	0
2004	New England	16	0
2005	New England	16	0
2006	New England	16	0
2007	New England	16	0
2008	New England	16	0
CAREER TOTALS		141	0

ADDITIONAL STATISTICS: Special teams tackles — 2000 (1), 2001 (1), 2002 (1), 2003 (1), 2004 (1), 2005 (3), 2006 (3), 2007 (2), 2008 (1), TOTAL (14). Recovered a fumble on punt coverage at St. Louis (11/7/04).

PAXTON'S POSTSEASON RECORD

Year	Club	G	S
2001	New England	3	0
2004	New England	3	0
2005	New England	2	0
2006	New England	3	0
2007	New England	3	0
CAREER TOTALS		14	0

ADDITIONAL STATISTICS: Special teams tackles — 2004 (1), 2005 (2), TOTAL (3).



KENNY PETERSON
 6-3 • 295 • 7TH YR. • OHIO STATE
 BORN: Nov. 21, 1978, in Canton, Ohio
 HIGH SCHOOL: McKinley High School, Canton, Ohio
 ACQUIRED: Free Agent, 2006
 NFL YEAR: 7th • YEAR WITH BRONCOS: 4th
 NFL GAMES PLAYED/STARTED: 60/1 • POSTSEASON: 2/0
DEFENSIVE LINE

PETERSON AT A GLANCE:

- A seventh-year defensive lineman who has played 26 games (1 start) during his three years with the Broncos after spending his first three professional seasons with Green Bay.
- Totaled a career-high 39 tackles (23 solo) and tied a personal best with three sacks that ranked third on the Broncos in 16 games (1 start) in 2008.
- Compiled 30 tackles (17 solo), three sacks and four pass breakups with Green Bay in 2005 while playing all 16 games for the Packers.
- Saw time in nine regular-season games during each of his first two NFL seasons with Green Bay.
- Named a second-team All-Big Ten Conference choice in 2002 as a member of Ohio State University's national championship team.
- Had five tackles, including three for losses, two sacks and one forced fumble in Ohio State's Fiesta Bowl win against Miami during the 2002 season that clinched the national title.
- Joined the Broncos as a free agent on Oct. 11, 2006.
- Selected by Green Bay in the third round (79th overall) of the 2003 NFL Draft.

CAREER TRANSACTIONS: Signed by Green Bay as a draft choice 7/19/03; Waived by Green Bay 9/2/06; Signed by Denver 10/11/06; Released by Denver 7/28/07; Signed by Denver 7/29/07; Placed on reserve/suspended list by Commissioner 9/1/07; Placed on exempt/Commissioner's list 10/2/07; Released by Denver 10/8/07; Signed by Denver 11/13/07.



2008: Peterson played all 16 games (1 start) for Denver, recording a personal-best 39 tackles (23 solo) and three sacks (14 yds.) that ranked third on the Broncos... Added one forced fumble and one pass breakup... Made his first career start at K.C. (9/28)... Had three sacks in the Broncos' first six games.

2007: Peterson totaled 13 tackles (10 solo), one sack (8 yds.) and two pass breakups in seven games (0 starts) for Denver... Served a league-issued suspension for the first four games, was released by Denver on Oct. 8 and re-signed with the club on Nov. 13... Appeared in Denver's final seven games of the year.

2006: Peterson played three games (0 starts) for the Broncos and had two tackles (1 solo)... Joined the Broncos as a free agent on Oct. 11 after competing in Green Bay's training camp... Inactive for the final six games of the year.

2005: Peterson totaled 30 tackles (17 solo), three sacks (14 yds.), three pass breakups, two forced fumbles and one fumble recovery in 16 games (0 starts) for Green Bay... Posted at least one tackle in 15-of-16 games... Had a sack in consecutive games vs. N.O. (10/9) and at Min. (10/23).

2004: Peterson played nine games (0 starts) for Green Bay, totaling 12 tackles (10 solo)... Saw time in the Packers' NFC Wild Card Game vs. Min. (1/9), totaling four tackles (3 solo) and the first sack (2 yds.) of his NFL career... Suffered a right knee bone bruise in the final preseason game, and the injury forced him to be inactive for the first two games of the season.

2003: Selected by Green Bay in the third round (79th overall) of the 2003 NFL Draft, Peterson recorded 12 tackles (7 solo) and one pass breakup in nine games (0 starts) as a rookie... Played in Green Bay's NFC Wild Card Game vs. Sea. (1/4)... Made his NFL debut at Ari. (9/21).

COLLEGE: Peterson was a three-year letterman at Ohio State University, playing 45 career games (15 starts) and totaling 84 tackles (51 solo), 12 sacks, 23 tackles for losses, one interception, seven pass breakups and three forced fumbles... Earned second-team All-Big Ten Conference honors as a senior, helping OSU post an undefeated record as the national champion... Totaled five tackles (three for losses), two sacks and one forced fumble in Ohio State's Fiesta Bowl win against Miami that clinched the national title.

PERSONAL: Peterson was a consensus All-American as a senior at McKinley High School in Canton, Ohio... The school's field was adjacent to the Pro Football Hall of Fame, where the Hall of Fame Game is played... Posted 101 tackles and 15 sacks as a senior to help McKinley capture the Ohio Division I title in 1997 (14-0) as well as the USA Today mythical high school national championship with current Broncos assistant coach Ben McDaniels serving as the team's quarterback... Collected three letters in basketball and was an all-city selection as a senior in addition to earning three letters in football... Has never smoked or drank and speaks to youth groups about not using drugs or alcohol in D.A.R.E. programs... Kenny Peterson was born in Canton, Ohio.

PETERSON'S REGULAR SEASON RECORD

Year	Club	G	S	UT	A	TT	S-Yds.	I-Yds.	PD	FF	FR	TD-Int.	TD-FR	S	Pts.
2003	Green Bay	9	0	7	5	12	0-0	0-0	1	0	0	0	0	0	0
2004	Green Bay	9	0	10	2	12	0-0	0-0	0	0	0	0	0	0	0
2005	Green Bay	16	0	17	13	30	3-14	0-0	3	2	1	0	0	0	0
2006	Denver	3	0	1	1	2	0-0	0-0	0	0	0	0	0	0	0
2007	Denver	7	0	10	3	13	1-8	0-0	2	0	0	0	0	0	0
2008	Denver	16	1	23	16	39	3-14	0-0	1	1	0	0	0	0	0
CAREER TOTALS		60	1	68	40	108	7-36	0-0	7	3	1	0	0	0	0
BRONCOS TOTALS		26	1	34	20	54	4-22	0-0	3	1	0	0	0	0	0

ADDITIONAL STATISTICS: Kick returns — 1 for 6 yds. vs. St. Louis (11/29/04) and 1 for 5 yds. vs. Detroit (12/11/05).

PETERSON'S POSTSEASON RECORD

Year	Club	G	S	UT	A	TT	S-Yds.	I-Yds.	PD	FF	FR	TD-Int.	TD-FR	S	Pts.
2003	Green Bay	1	0	0	0	0	0-0	0-0	0	0	0	0	0	0	0
2004	Green Bay	1	0	3	1	4	1-2	0-0	0	0	0	0	0	0	0
CAREER TOTALS		2	0	3	1	4	1-2	0-0	0	0	0	0	0	0	0

PETERSON'S SINGLE-GAME HIGHS

(Postseason in parentheses)

Sacks — 1, seven times, last vs. Jacksonville, 10/12/08 (1 vs. Minnesota, 1/9/05). **Sack yards** — 8 at Chicago, 11/25/07 (2 vs. Minnesota, 1/9/05). **Interceptions** — None (none). **Interception return yards** — None (none).

KENNY PETERSON'S CAREER GAME-BY-GAME

(Victories asterisked)

2003 GREEN BAY (10-6)		TACKLES													
Date	Opponent	P/S	UT	A	TT	S-Yds.	I-Yds.	PD	FF	FR					
Games 1-2		INACTIVE													
Sep 21	at Arizona	P	0	0	0	0-0	0-0	0	0	0					
Sep 29	at Chicago*	P	0	0	0	0-0	0-0	0	0	0					
Oct 5	vs. Seattle*	P	2	2	4	0-0	0-0	0	0	0					
Oct 12	vs. Kansas City	P	2	1	3	0-0	0-0	0	0	0					
Oct 19	at St. Louis	P	0	0	0	0-0	0-0	0	0	0					
Nov 2	at Minnesota*	P	0	1	1	0-0	0-0	0	0	0					
Nov 10	vs. Philadelphia	INACTIVE													
Nov 16	at Tampa Bay*	P	0	0	0	0-0	0-0	0	0	0					
Nov 23	vs. San Francisco*	P	1	0	1	0-0	0-0	0	0	0					
Games 12-15		INACTIVE													
Dec 28	vs. Denver*	P	2	1	3	0-0	0-0	1	0	0					
Regular Season Totals		9/0	7	5	12	0-0	0-0	1	0	0					
Jan 4	vs. Seattle* [§]	P	0	0	0	0-0	0-0	0	0	0					
Dec 28	at Philadelphia†	INACTIVE													
Postseason Totals		1/0	0	0	0	0-0	0-0	0	0	0					

[§]NFC Wild Card Game; †NFC Divisional Playoff Game

2004 GREEN BAY (10-6)		TACKLES													
Date	Opponent	P/S	UT	A	TT	S-Yds.	I-Yds.	PD	FF	FR					
Games 1-2		INACTIVE													
Sep 26	at Indianapolis	P	0	0	0	0-0	0-0	0	0	0					
Oct 3	vs. N.Y. Giants	P	2	0	2	0-0	0-0	0	0	0					
Oct 11	vs. Tennessee	P	3	0	3	0-0	0-0	0	0	0					
Oct 17	at Detroit*	P	0	0	0	0-0	0-0	0	0	0					
Games 7-9		INACTIVE													
Nov 21	at Houston*	P	0	1	1	0-0	0-0	0	0	0					
Nov 29	vs. St. Louis*	P	0	0	0	0-0	0-0	0	0	0					
Dec 5	at Philadelphia	P	1	0	1	0-0	0-0	0	0	0					
Dec 12	vs. Detroit*	P	2	0	2	0-0	0-0	0	0	0					
Games 14-15		INACTIVE													
Jan 2	at Chicago*	P	2	1	3	0-0	0-0	0	0	0					
Regular Season Totals		9/0	10	2	12	0-0	0-0	0	0	0					
Jan 9	vs. Minnesota [§]	P	3	1	4	1-2	0-0	0	0	0					
Postseason Totals		1/0	3	1	4	1-2	0-0	0	0	0					

[§]NFC Wild Card Game

DID YOU KNOW?

A total of 33 of Denver's previous 61 games (regular season and postseason) dating back to October 2005 have been broadcast by a network's top crew or shown on prime time.

2005 GREEN BAY (4-12)		TACKLES													
Date	Opponent	P/S	UT	A	TT	S-Yds.	I-Yds.	PD	FF	FR					
Sep 11	at Detroit	P	0	2	2	0-0	0-0	0	0	0					
Sep 18	vs. Cleveland	P	1	0	1	0-0	0-0	0	0	0					
Sep 25	vs. Tampa Bay	P	3	0	3	0-0	0-0	0	0	0					
Oct 3	at Carolina	P	2	0	2	0-0	0-0	0	0	0					
Oct 9	vs. New Orleans*	P	1	0	1	1-7	0-0	1	1	1					
Oct 23	at Minnesota	P	2	1	3	1-0	0-0	0	0	0					
Oct 30	at Cincinnati	P	0	1	1	0-0	0-0	0	0	0					
Nov 6	vs. Pittsburgh	P	1	3	4	0-0	0-0	0	0	0					
Nov 13	at Atlanta*	P	1	1	2	0-0	0-0	0	1	0					
Nov 21	vs. Minnesota	P	2	0	2	0-0	0-0	0	0	0					
Nov 27	at Philadelphia	P	0	0	0	0-0	0-0	0	0	0					
Dec 4	at Chicago	P	0	1	1	0-0	0-0	0	0	0					
Dec 11	vs. Detroit*	P	0	1	1	0-0	0-0	0	0	0					
Dec 19	at Baltimore	P	1	2	3	0-0	0-0	0	0	0					
Dec 25	vs. Chicago	P	1	0	1	0-0	0-0	1	0	0					
Jan 1	vs. Seattle*	P	2	1	3	1-7	0-0	1	0	0					
Regular Season Totals		16/0	17	13	30	3-14	0-0	3	2	1					


2006 DENVER (9-7)		TACKLES													
Date	Opponent	P/S	UT	A	TT	S-Yds.	I-Yds.	PD	FF	FR					
Games 1-4		NOT WITH TEAM													
Games 5-6		INACTIVE													
Oct 29	vs. Indianapolis	P	0	0	0	0-0	0-0	0	0	0					
Nov 5	at Pittsburgh*	INACTIVE													
Nov 12	at Oakland*	P	1	1	2	0-0	0-0	0	0	0					
Nov 19	vs. San Diego	P	0	0	0	0-0	0-0	0	0	0					
Games 11-16		INACTIVE													
Regular Season Totals		3/0	1	1	2	0-0	0-0	0	0	0					

2007 DENVER (7-9)		TACKLES													
Date	Opponent	P/S	UT	A	TT	S-Yds.	I-Yds.	PD	FF	FR					
Games 1-4		SUSPENDED BY COMMISSIONER													
Games 5-9		NOT WITH TEAM													
Nov 19	vs. Tennessee*	P	0	1	1	0-0	0-0	0	0	0					
Nov 25	at Chicago	P	7	0	7	1-8	0-0	1	0	0					
Dec 2	at Oakland	P	0	0	0	0-0	0-0	0	0	0					
Dec 9	vs. Kansas City*	P	0	0	0	0-0	0-0	0	0	0					
Dec 13	at Houston	P	1	1	2	0-0	0-0	1	0	0					
Dec 24	at San Diego	P	0	0	0	0-0	0-0	0	0	0					
Dec 30	vs. Minnesota*	P	2	1	3	0-0	0-0	0	0	0					
Regular Season Totals		7/0	10	3	13	1-8	0-0	2	0	0					


2008 DENVER (8-8)		TACKLES													
Date	Opponent	P/S	UT	A	TT	S-Yds.	I-Yds.	PD	FF	FR					
Sep 8	at Oakland*	P	4	1	5	1-4	0-0	0	0	0					
Sep 14	vs. San Diego*	P	0	0	0	0-0	0-0	0	0	0					
Sep 21	vs. New Orleans*	P	0	0	0	0-0	0-0	0	0	0					
Sep 28	at Kansas City*	S	4	1	5	1-3	0-0	0	0	0					
Oct 5	vs. Tampa Bay*	P	1	2	3	0-0	0-0	1	0	0					
Oct 12	vs. Jacksonville	P	3	1	4	1-7	0-0	0	1	0					
Oct 20	at New England	P	2	1	3	0-0	0-0	0	0	0					
Nov 2	vs. Miami	P	0	1	1	0-0	0-0	0	0	0					
Nov 6	at Cleveland*	P	1	1	2	0-0	0-0	0	0	0					
Nov 16	at Atlanta*	P	1	2	3	0-0	0-0	0	0	0					
Nov 23	vs. Oakland	P	2	2	4	0-0	0-0	0	0	0					
Nov 30	at N.Y. Jets*	P	1	0	1	0-0	0-0	0	0	0					
Dec 7	vs. Kansas City*	P	1	1	2	0-0	0-0	0	0	0					
Dec 14	at Carolina	P	2	0	2	0-0	0-0	0	0	0					
Dec 21	vs. Buffalo	P	1	2	3	0-0	0-0	0	0	0					
Dec 28	at San Diego	P	0	1	1	0-0	0-0	0	0	0					
Regular Season Totals		16/1	23	16	39	3-14	0-0	1	1	0					

DID YOU KNOW?

The Broncos did not allow a season sweep of their annual two-game series with the San Diego Chargers for 23 consecutive years from 1983-2005. That streak tied for the fourth longest of its kind in NFL history.



TYLER POLUMBUS
 6-8 • 300 • 2ND YR. • COLORADO
BORN: April 10, 1985, in Denver
HIGH SCHOOL: Cherry Creek High School, Greenwood Village, Colo.
ACQUIRED: College Free Agent, 2008
NFL YEAR: 2nd • **YEAR WITH BRONCOS:** 2nd
NFL GAMES PLAYED/STARTED: 16/0



76

TACKLE

POLUMBUS AT A GLANCE:

- A second-year tackle who appeared in all 16 games on special teams only as a rookie for the Broncos in 2008.
- Was one of five rookies to play all 16 games for the Broncos in 2008 with that total tying for the most in the NFL.
- Joined punter Brett Kern and linebacker Wesley Woodyard as college free agent rookies to make the Broncos' opening game active roster in 2008.
- Stands 6-foot-8 and is tied with former Broncos tackles Erik Pears (2006-08) and Jamie Brown (1995-97) as the tallest player to ever suit up for the Broncos.
- Played 48 career games (28 starts) at the University of Colorado after receiving All-America honors from *SuperPrep* at Cherry Creek High School in Greenwood Village, Colo.
- Earned second-team All-Big 12 Conference honors and received Colorado's Eddie Crowder Award in recognition of his leadership as a senior.
- Entered the NFL with Denver as a college free agent on April 28, 2008.

CAREER TRANSACTIONS: Signed by Denver as a college free agent 4/28/08.



2008: Polumbus, who entered the NFL with the Broncos as a college free agent on April 28, appeared in all 16 games on the field goal and kickoff return units as a rookie for Denver... Was one of five rookies to play all 16 games for the Broncos with that total tying for the most in the NFL (Atlanta, Kansas City and Miami)... Became tied with Denver tackles Erik Pears (2006-08) and Jamie Brown (1995-97) as the tallest player (6-foot-8) to ever play for the Broncos when he made his NFL debut on *Monday Night Football* at Oak. (9/8).

COLLEGE: Polumbus played 48 career games (28 starts) at the University of Colorado and earned second-team All-Big 12 Conference accolades as a senior after allowing one sack in 13 starts... Received CU's Eddie Crowder Award in recognition of his leadership as a senior and was the only Buffalo to play every down from scrimmage (961) on either side of the ball while totaling 68 knockdown blocks... Started 12 games as a junior.

PERSONAL: Polumbus earned *SuperPrep* All-America honors and first-team all-state recognition from *The Denver Post* as a senior at Cherry Creek High School in Greenwood Village, Colo.... Did not allow a sack as a senior after giving up just one during his junior season... Also lettered twice in basketball and played baseball in high school... Attended the NFL's Business Management and Entrepreneurial Program at the Stanford Graduate School of Business in 2009... Earned a bachelor's degree in business management from Colorado... Married to Elizabeth... Tyler Polumbus was born on April 10, 1985, in Denver.

POLUMBUS' REGULAR SEASON RECORD

Year	Club	G	S
2008	Denver	16	0
CAREER TOTALS		16	0

VINCE LOMBARDI TROPHIES

The Denver Broncos own two Vince Lombardi Trophies in recognition of their back-to-back wins in Super Bowl XXXII and XXXIII (1997-98), and they are displayed in the lobby of the Paul D. Bowlen Memorial Broncos Centre. The sterling silver trophies were created by Tiffany & Company and were named for the late Vince Lombardi before Super Bowl V. Each trophy has a regulation-size silver football mounted in a kicking position on a pyramid-like stand of three concave sides. The trophy stands 20.75 inches tall, weighs 107.3 ounces and is valued in excess of \$10,000. Each is engraved with the words "Vince Lombardi Trophy" above an NFL Shield. Below that is the engraving of the particular Super Bowl (XXXII and XXXIII), "AFC vs. NFC," the score of the game, the date and the location.



CARLTON POWELL
 6-2 • 312 • 2ND YR. • VIRGINIA TECH
BORN: Aug. 14, 1985, in Norfolk, Va.
HIGH SCHOOL: Great Bridge High School, Chesapeake, Va.
ACQUIRED: Draft #5b (148th overall), 2008
NFL YEAR: 2nd • **YEAR WITH BRONCOS:** 2nd
NFL GAMES PLAYED/STARTED: 0/0



75

DEFENSIVE LINE

POWELL AT A GLANCE:

- A second-year defensive lineman who spent his rookie season in 2008 on Denver's physically unable to perform list with an injury to his right Achilles tendon suffered in an offseason workout.
- Started 13 games in each of his final two seasons at Virginia Tech University, helping the Hokies rank no worse than fourth in the nation in both total yards per game and points per game allowed during those years.
- Had career highs in tackles (39) and sacks (3.5) as a senior for a Virginia Tech defense that posted top-5 national rankings in scoring defense (3rd), total defense (4th) and rushing defense (5th) during the 2007 campaign.
- Started all 13 games for the Hokies as a junior in 2006, helping them lead the nation in scoring defense (11.0 ppg.) and total defense (219.5 ypg.).
- Earned all-region honors from *PrepStar* during his senior season at Great Bridge High School in Chesapeake, Va.
- Selected by the Broncos in the fifth round (148th overall) of the 2008 NFL Draft.

CAREER TRANSACTIONS: Signed by Denver as a draft choice 7/9/08; Placed on active/physically unable to perform list (right Achilles tendon) by Denver 7/25/08; Placed on reserve/physically unable to perform list (right Achilles tendon) by Denver 8/26/08.



2008: Selected by the Broncos in the fifth round (148th overall) of the 2008 NFL Draft, Powell spent his rookie season on the reserve/physically unable to perform list with an injury to his right Achilles tendon suffered during an offseason workout... Placed on the active/physically unable to perform list on July 25 before he was moved to the reserve/physically unable to perform list on Aug. 26.

COLLEGE: Powell played 52 career games (32 starts) at Virginia Tech University, totaling 107 tackles (37 solo), 6.5 sacks (45 yds.), one pass breakup, two fumble recoveries and one forced fumble... Had career highs in tackles (39) and sacks (3.5) as a senior for a Virginia Tech defense that posted top-5 national rankings in scoring defense (3rd), total defense (4th) and rushing defense (5th)... Started all 13 games for the Hokies as a junior, helping them lead the nation in scoring defense (11.0 ppg.) and total defense (219.5 ypg.)... Earned the President's Award for his leadership on defense during offseason and spring workouts leading up to his junior campaign.

PERSONAL: Powell played inside linebacker for his first three seasons at Great Bridge High School in Chesapeake, Va., before moving to defensive tackle as a senior... Also saw time on the offensive line... Totaled 60 tackles, five sacks, five fumble recoveries and one blocked punt as a senior, earning all-region honors from *PrepStar*... Rated the No. 15 player in Virginia by *PrepStar*... Competed in the weight categories on the track team during his prep career, placing seventh in the Group AAA outdoor shot put competition as a senior... Received a bachelor's degree in human nutrition (food and exercise) from Virginia Tech... Carlton Eugene Powell Jr. was born on Aug. 14, 1985, in Norfolk, Va.

POWELL'S REGULAR SEASON RECORD

Year	Club	G	S	UT	A	TT	S-Yds.	I-Yds.	PD	FF	FR	TD-Int.	TD-FR	S	Pts.
2008	Denver														
CAREER TOTALS		0	0	0	0	0	0-0	0-0	0	0	0	0	0	0	0

DID YOU KNOW?

A total of 10 college free agent rookies have made the Broncos' opening game active roster in the last 12 seasons (since 1997). Three college free agents (punter Brett Kern, tackle Tyler Polumbus and linebacker Wesley Woodyard) made Denver's active roster from training camp in 2008.



MATT PRATER

5-10 • 187 • 3RD YR. • CENTRAL FLORIDA

BORN: Aug. 10, 1984, in Mayfield Heights, Ohio

HIGH SCHOOL: Estero High School, Estero, Fla.

ACQUIRED: Practice-Squad Signee (Miami), 2007

NFL YEAR: 3rd • YEAR WITH BRONCOS: 3rd

NFL GAMES PLAYED/STARTED: 20/0

KICKER



5

PRATER AT A GLANCE:

- A third-year kicker who tied the Broncos' single-season record and ranked fourth in the NFL with five 50-yard field goals, including a career-long 56-yarder, in 2008.
- Became the third Bronco in club history with two 50-yard field goals in the same game at Kansas City (9/28/08) before being named AFC Special Teams Player of the Week the following game by making all three field goal attempts, including a 55-yarder, against Tampa Bay (10/5/08).
- Converted 25-of-34 (.735) field goal attempts and registered his first career 100-point season (114) for Denver in 2008 while also ranking fifth in the NFL with 19 touchbacks on kickoffs.
- Played four games (2 with Atlanta and 2 with Denver) in 2007, kicking off 11 times for 756 yards (68.7 avg.) with five touchbacks while converting 1-of-4 field goal attempts.
- Saw time in Miami's training camp and had a stint on its practice squad in 2007 after competing in training camp with Detroit as a rookie in 2006.
- Finished his career at the University of Central Florida tied for first in school history in field goals made (50) and ranked fourth in scoring (258 pts.).
- Joined the Broncos from Miami's practice squad on Dec. 19, 2007.
- Entered the NFL with the Detroit as a college free agent on May 4, 2006.

CAREER TRANSACTIONS: Signed by Detroit as a college free agent 5/4/06; Waived by Detroit 8/28/06; Signed by Miami to a future contract 1/4/07; Waived by Miami 8/27/07; Signed by Atlanta 8/30/07; Waived by Atlanta 9/18/07; Signed by Miami (practice squad) 11/14/07; Signed by Denver (active roster) 12/19/07.



2008: Prater played all 16 games for Denver in his first full NFL season, converting 25-of-34 (.735) field goal attempts along with 39-of-40 (.975) extra point attempts while kicking off 82 times for 5,387 yards (65.7 avg.) with 19 touchbacks... Had three special-teams tackles... Tied the Broncos' single-season record and ranked fourth in the NFL with five 50-yard field goals in six attempts... Notched his first 100-point season (114 pts.), becoming the ninth different Bronco to reach that mark... Ranked fifth in the NFL with 19 touchbacks... Became the third Bronco in club history—and the first to do so on the road—to make two 50-yard field goals (56, 51 yds.) in the same game at K.C. (9/28)... 56-yarder against the Chiefs was a career long and tied for the third-longest field goal in Denver annals as well as in the NFL for the year... Named AFC Special Teams Player of the Week after making all three field goal attempts, including a 55-yarder, vs. T.B. (10/5).

2007: Prater played four games for the season, seeing two games of action with Atlanta and two with Denver... Made 1-of-4 field goal attempts and his lone extra point attempt (all with Atlanta) while kicking off 11 times for 756 yards (68.7 avg.) with five touchbacks... Spent training camp with the Dolphins but was waived on Aug. 27, clearing the way for him to sign with Atlanta on Aug. 30... Waived by Atlanta on Sept. 18 before joining Miami's practice squad on Nov. 14... Signed with Denver's active roster on Dec. 19.

2006: Prater entered the NFL with Detroit as college free agent on May 4... Waived by Detroit on Aug. 28... Made all four field goal attempts and both extra point attempts in the preseason with the Lions.

COLLEGE: Prater played 46 career games at the University of Central Florida, finishing his career tied for first in school history in field goals made (50) and ranked fourth in scoring (258 pts.)... Converted 50-of-74 (.676) career field goal attempts with a 53-yard long... Made 17-of-26 (.654) field goal attempts as a senior with a 49-yard long.

PRATER SHOWS LEG STRENGTH

MOST 50-YD. FIELD GOALS, SEASON, DENVER HISTORY

Player	Md.	Att.	Pct.
1. Matt Prater, 2008	5	6	83.3
Jason Elam, 1999	5	8	62.5
Jason Elam, 1995	5	7	71.4
Fred Steinfort, 1980	5	8	62.5
5. Jason Elam, 2002	4	6	66.7
Jason Elam, 1993	4	6	66.7

MOST 50-YD. FIELD GOALS, NFL, 2008

Player	Md.	Att.	Pct.
1. Jason Hanson, Det.	8	8	100.0
2. Josh Brown, Stl.	6	8	75.0
Ryan Longwell, Min.	6	6	100.0
4. Matt Prater, Den.	5	6	83.3
5. Josh Scobee, Jac.	4	5	80.0

PERSONAL: Prater was a second-team all-state selection as a senior at Estero High School in Estero, Fla... Also named first-team all-conference and all-Southwest Florida... Connected on 56-of-58 extra point attempts and made 14 field goals while placing 84 percent of his kickoffs into the end zone for Estero... Majored in psychology at Central Florida... Matt Prater was born on Aug. 10, 1984, in Mayfield Heights, Ohio.

PRATER'S REGULAR SEASON RECORD

Year	Club	G	FIELD GOALS							TOTAL	Pct.	PATs		Pts.
			1-19	20-29	30-39	40-49	50-59	60+	Md./Att.			Pct.		
2006			OUT OF FOOTBALL											
2007	Den./Mia./Atl.	4	0/0	0/1	0/0	1/3	0/0	0/0	1/4	.250		1/1	1.000	4
2008	Denver	16	0/0	7/8	8/9	5/11	5/6	0/0	25/34	.735	39/40	.975	114	
CAREER TOTALS	20	0/0	7/9	8/9	6/14	5/6	0/0	26/38	.684	40/41	.976	118		
BRONCOS TOTALS	18	0/0	7/8	8/9	5/11	5/6	0/0	25/34	.735	39/40	.975	114		

ADDITIONAL STATISTICS: Kickoffs — 2007 (11 for 756 yds., 68.7 avg., 5 TBs), 2008 (82 for 5,387 yds., 65.7 avg., 19 TBs), TOTAL (93 for 6,143 yds., 66.1 avg., 24 TBs). Special teams tackles — 2008 (3), TOTAL (3).

PRATER'S SINGLE-GAME HIGHS

(Postseason in parentheses)

Field goals made — 4 at Kansas City, 9/28/08 (none). **Field goals attempted** — 5 at Kansas City, 9/28/08 (none). **Longest field goal made** — 56 at Kansas City, 9/28/08 (none). **Longest field goal attempted** — 56 (good) at Kansas City, 9/28/08 (none). **Consecutive field goals made** — 9, 9/28/08-11/2/08 (none). **PATs made** — 5 at Oakland, 9/8/08 (none). **PATs attempted** — 5 at Oakland, 9/8/08 (none). **Consecutive PATs made** — 38, 9/16/07-12/28/08 (none); **Points scored** — 13 at Kansas City, 9/28/08 (none). **Consecutive games with a field goal** — 8, 11/2/08-12/21/08 (none). **Kickoffs** — 8 at Oakland, 9/8/08 (none). **Touchbacks on kickoffs** — 4, twice, last vs. Tampa Bay, 10/5/08.

MATT PRATER'S CAREER GAME-BY-GAME

(Victories asterisked)

2007 ATL. (4-12) / DEN. (7-9)		FIELD GOALS							PATs				
Date	Opponent	P	10-19	20-29	30-39	40-49	50-59	60+	TOTAL	Pct.	Md./Att.	Pct.	Pts.
Sep 9	at Minnesota	P	0/0	0/0	0/0	1/2	0/0	0/0	1/2	.500	0/0	.000	3
Sep 16	at Jacksonville	P	0/0	0/1	0/0	0/1	0/0	0/0	0/2	.000	1/1	1.000	1
WAIVED BY ATLANTA ON SEPT. 18 / SIGNED BY DENVER ON DEC. 19													
Games 15-16 USED ONLY FOR KICKOFFS													
Regular Season Totals		4	0/0	0/1	0/0	1/3	0/0	0/0	1/4	.250	1/1	1.000	4

2008 DENVER (8-8)		FIELD GOALS							PATs				
Date	Opponent	P	10-19	20-29	30-39	40-49	50-59	60+	TOTAL	Pct.	Md./Att.	Pct.	Pts.
Sep 8	at Oakland*	P	0/0	1/1	0/0	1/1	0/0	0/0	2/2	1.000	5/5	1.000	11
Sep 14	vs. San Diego*	P	0/0	0/0	0/0	0/0	1/1	0/0	1/1	1.000	4/4	1.000	7
Sep 21	vs. New Orleans*	P	0/0	1/1	1/1	0/0	0/0	0/0	2/2	1.000	4/4	1.000	10
Sep 28	at Kansas City	P	0/0	1/2	1/1	0/0	2/2	0/0	4/5	.800	1/1	1.000	13
Oct 5	vs. Tampa Bay*	P	0/0	1/1	0/0	1/1	1/1	0/0	3/3	1.000	1/1	1.000	10
Oct 12	vs. Jacksonville	P	0/0	0/0	1/1	0/0	0/0	0/0	1/1	1.000	2/2	1.000	5
Oct 20	at New England	P	0/0	0/0	0/0	0/0	0/0	0/0	0/0	.000	1/1	1.000	1
Nov 2	vs. Miami	P	0/0	0/0	0/0	0/1	1/1	0/0	1/2	.500	2/2	1.000	5
Nov 6	at Cleveland*	P	0/0	0/0	2/3	0/0	0/0	0/0	2/3	.667	4/4	1.000	10
Nov 16	at Atlanta*	P	0/0	1/1	0/0	0/1	0/0	0/0	1/2	.500	3/3	1.000	6
Nov 23	vs. Oakland	P	0/0	0/0	0/0	1/3	0/0	0/0	1/3	.333	1/1	1.000	4
Nov 30	at N.Y. Jets*	P	0/0	1/1	1/1	0/0	0/0	0/0	2/2	1.000	4/4	1.000	10
Dec 7	vs. Kansas City*	P	0/0	0/0	1/1	0/1	0/0	0/0	1/2	.500	3/3	1.000	6
Dec 14	at Carolina	P	0/0	0/0	0/0	1/2	0/0	0/0	1/2	.500	1/1	1.000	4
Dec 21	vs. Buffalo	P	0/0	1/1	1/1	1/1	0/1	0/0	3/4	.750	2/2	1.000	11
Dec 28	at San Diego	P	0/0	0/0	0/0	0/0	0/0	0/0	0/0	.000	1/2	.500	1
Regular Season Totals		16	0/0	7/8	8/9	5/11	5/6	0/0	25/34	.735	39/40	.975	114



JEB PUTZIER

6-5 • 245 • 8TH YR. • BOISE STATE

BORN: Jan. 20, 1979, in Eagle, Idaho

HIGH SCHOOL: Eagle High School, Eagle, Idaho

ACQUIRED: Draft #6 (191st overall), 2002 / Free Agent, 2008

NFL YEAR: 8th • YEAR WITH BRONCOS: 6th

NFL GAMES PLAYED/STARTED: 69/17 • POSTSEASON: 3/0

TIGHT END



87

PUTZIER AT A GLANCE:

- An eighth-year tight end who enters his sixth season with the Broncos owning the third-best career yards per reception average (14.1 / 77-1,087) by a tight end in club history.
- Spent his first four professional seasons (2002-05) with Denver before rejoining the club in December 2008 following stints with Houston (2006-07) and Seattle (2008).

PUTZIER A DOWNFIELD THREAT

HIGHEST YARDS PER RECEPTION AVERAGE BY A TIGHT END, BRONCOS HISTORY (min. 50 rec.)

Player	Years	Rec.	Yds.	Avg.	TDs
1. Riley Odoms	1972-1983	396	5,755	14.5	41
2. Gene Prebola	1961-1963	100	1,419	14.2	4
3. Jeb Putzier	2002-05, '08-Pres.	77	1,087	14.1	2
4. Billy Masters	1970-74	66	923	14.0	6
5. Tony Scheffler	2006-Pres.	107	1,480	13.8	12

- Tied a career-high with five starts for the Texans in 2006.
- Played all 32 games (9 starts) for the Broncos from 2004-05, registering the third-best yards per reception average (14.4 / 73-1,053) among NFL tight ends during that time.
- Led all AFC tight ends (2nd in NFL) with a 15.9 yards per reception average (36-572) in 2004 that represented the third-best season mark by a Denver tight end in club history.
- Caught a career-high 37 passes (481 yds., 13.0 avg.) for the Broncos in 2005, helping the club win the AFC West title and advance to the AFC Championship Game.
- Led the nation's tight ends with 12 touchdowns as a senior at Boise State University, where he twice earned all-conference honors at wide receiver before switching to tight end as a senior.
- Selected by the Broncos in the sixth round (191st overall) of the 2002 NFL Draft.

CAREER TRANSACTIONS: Signed by Denver as a draft choice 7/14/02; Released by Denver 3/1/06; Signed by Houston 3/21/06; Waived by Houston 2/20/08; Signed by Seattle 3/4/08; Waived by Seattle 11/15/08; Signed by Seattle 11/18/08; Waived by Seattle 11/26/08; Signed by Denver 12/10/08; Re-signed by Denver as an unrestricted free agent 3/16/09.



2008: Putzier played eight games (1 start) for Seattle and Denver... Saw time in Denver's final two games after joining the club as a free agent on Dec. 10... Began the year with the Seahawks, seeing action in six games (1 start) before he was waived on Nov. 26... Started for Seattle in its season opener at Buf. (9/7).

2007: Putzier appeared in eight games (1 start) for Houston and had six receptions for 39 yards (6.5 avg.) with one touchdown... Hauled in a 7-yard touchdown in a start vs. Ten. (10/21).

2006: Putzier saw time in 14 games (5 starts) for the Texans, totaling 13 receptions for 125 yards (9.6 avg.)... Tied his career high with five starts... Had eight catches in a five-game period (Games 11-15).

2005: Putzier played all 16 games (4 starts) for the Broncos and had a career-high 37 receptions for 481 yards (13.0 avg.) to help Denver win the AFC West title and advance to the AFC Championship Game... Appeared in both playoff games, registering seven receptions for 92 yards (13.1 avg.)... Ranked fourth in the NFL in yards per reception average among tight ends... Had four catches for 55 yards (13.8 avg.) in the AFC Championship Game vs. Pit. (1/22)... Registered a career-high seven receptions in the season opener at Mia. (9/11).

2004: Putzier played 16 games (5 starts) for Denver and had 36 receptions for a career-high 572 yards (15.9 avg.) with two touchdowns... Made his NFL playoff debut in an AFC Wild Card Game at Ind. (1/9), catching three passes for 67 yards (22.3 avg.) with a 35-yard touchdown... Led AFC tight ends and ranked second in the NFL among all players at his position with a 15.9 yards per reception average that was the third-best season mark by a Broncos tight end in club history... Ranked ninth in the NFL among tight ends in receiving yards while placing 13th in receptions at his position.

2003: Putzier played four games (0 starts) for Denver and caught four passes for 34 yards (8.5 avg.)... Dressed but did not play in three games and was declared inactive nine times.

2002: Selected by the Broncos in the sixth round (191st overall) of the 2002 NFL Draft, Putzier played three games as a rookie (1 start)... Declared inactive for 11 of the other 13 games with Denver.

COLLEGE: Putzier, who mostly played wide receiver during his first three years at Boise State University before switching to tight end for his senior year, finished his collegiate career with 128 receptions for 2,050 yards (16.0 avg.) with 19 touchdowns... Ranked seventh in school history in both career receptions (128) and receiving yards (2,050) while his 19 touchdowns ranked sixth in Boise State annals... Started all 12 games as a senior and caught a career-high 44 passes for 824 yards (18.7 avg.) with 12 touchdowns that marked the most by a tight end in the country to earn All-Western Athletic Conference recognition... Earned honorable mention All-Big West Conference accolades at wide receiver as a junior... Received second-team All-Big West honors during his sophomore campaign... Walked on to the Boise State program and was redshirted as a true freshman.

PERSONAL: Putzier was a tremendous all-around athlete at Eagle High School in Eagle, Idaho, which is located just outside of Boise... Earned two varsity letters each in football and basketball, and one each in track and baseball... Chosen as a first-team all-state selection in both football and basketball as a senior, making 54 catches for 1,024 yards (19.0 avg.) with 13 touchdowns as a wide receiver/tight end... Averaged 14 points and eight rebounds per game in basketball... Qualified for the state track meet in four events, receiving a medal in the 200-meter dash... Majored in English at Boise State... Married to Jaclyn and the couple has a daughter, Kate, a son, Matthew, and a golden retriever, Daisy Duke... Jebediah Lee Putzier was born on Jan. 20, 1979, in Eagle, Idaho.

PUTZIER'S REGULAR SEASON RECORD

Year	Club	RECEIVING						SCORING						
		G	S	No.	Yds.	Avg.	LG	TD	TD	TDr	Tdp	TDr	2pt.	Pts.
2002	Denver	3	1	0	0	0.0	—	0	0	0	0	0	0	0
2003	Denver	4	0	4	34	8.5	13	0	0	0	0	0	0	
2004	Denver	16	5	36	572	15.9	39	2	2	0	2	0	12	
2005	Denver	16	4	37	481	13.0	32	0	0	0	0	0	1	
2006	Houston	14	5	13	125	9.6	26	0	0	0	0	0	0	
2007	Houston	8	1	6	39	6.5	11	1	1	0	1	0	6	
2008	Den./Sea.	8	1	0	0	0.0	—	0	0	0	0	0	0	
CAREER TOTALS		69	17	96	1,251	13.0	39	3	3	0	3	0	20	
BRONCOS TOTALS		41	10	77	1,087	14.1	39	2	2	0	2	0	14	

ADDITIONAL STATISTICS: Miscellaneous tackles — 2004 (2), TOTAL (2). Returned one kickoff for 16 yards at Baltimore (10/26/03) and one kickoff for 0 yards vs. Buffalo (12/21/08). Recovered one fumble at Buffalo (12/17/05).

PUTZIER'S POSTSEASON RECORD

Year	Club	RECEIVING						SCORING					
		G	S	No.	Yds.	Avg.	LG	TD	TD	TDr	Tdp	TDr	2pt.
2003	Denver	0	0	0	0	0.0	—	0	0	0	0	0	0
2004	Denver	1	0	3	67	22.3	35t	1	1	0	1	0	6
2005	Denver	2	0	7	92	13.1	24	0	0	0	0	0	0
CAREER TOTALS		3	0	10	159	15.9	35t	1	1	0	1	0	6

ADDITIONAL STATISTICS: Miscellaneous tackles — 2004 (1), TOTAL (1).

PUTZIER'S SINGLE-GAME HIGHS

(Postseason in parentheses)
Receptions — 7 at Miami, 9/11/05 (4 vs. Pittsburgh, 1/22/06). **Receiving yards** — 69 at Dallas, 11/24/05 (67 at Indianapolis, 1/9/05). **Longest reception** — 39 at San Diego, 12/5/04 (35t at Indianapolis, 1/9/05). **Receiving touchdowns** — 1, three times, last vs. Tennessee, 10/21/07 (1 at Indianapolis, 1/9/05).

JEB PUTZIER'S CAREER GAME-BY-GAME

(Victories asterisked)

2003 DENVER (10-6)			RECEIVING					SCORING	
Date	Opponent	P/S	No.	Yds.	Avg.	LG	TD	2pt.	Pts.
Sep 7	at Cincinnati*	P	0	0	0.0	—	0	0	0
Sep 14	at San Diego*								
Sep 22	vs. Oakland*								
Sep 28	vs. Detroit*								
Games 5-7									
Oct 26	at Baltimore	P	0	0	0.0	—	0	0	0
Nov 3	vs. New England								
Nov 16	vs. San Diego*	P	0	0	0.0	—	0	0	0
Nov 23	vs. Chicago								
Nov 30	at Oakland*								
Games 13-15									
Dec 28	at Green Bay	P	4	34	8.5	13	0	0	0
Regular Season Totals		4/0	4	34	8.5	13	0	0	0
Jan 4	at Indianapolis§								
Postseason Totals		0/0	0	0	0.0	—	0	0	6
§AFC Wild Card Game									

2004 DENVER (10-6)			RECEIVING					SCORING	
Date	Opponent	P/S	No.	Yds.	Avg.	LG	TD	2pt.	Pts.
Sep 12	vs. Kansas City*	S	2	25	12.5	18	0	0	0
Sep 19	at Jacksonville	P	2	12	6.0	7	0	0	0
Sep 26	vs. San Diego*	P	5	66	13.2	24	0	0	0
Oct 3	at Tampa Bay*	P	2	42	21.0	28	0	0	0
Oct 10	vs. Carolina*	P	0	0	0.0	—	0	0	0
Oct 17	at Oakland*	S	3	52	17.3	28	1	0	6
Oct 25	at Cincinnati	P	0	0	0.0	—	0	0	0
Oct 31	vs. Atlanta	S	2	47	23.5	38	0	0	0
Nov 7	vs. Houston*	S	2	48	24.0	34t	1	0	6
Nov 21	at New Orleans*	P	4	36	9.0	11	0	0	0
Nov 28	vs. Oakland	P	1	18	18.0	18	0	0	0
Dec 5	at San Diego	P	1	39	39.0	39	0	0	0
Dec 12	vs. Miami*	P	2	30	15.0	19	0	0	0
Dec 19	at Kansas City	S	3	30	10.0	16	0	0	0
Dec 25	at Tennessee*	P	4	60	15.0	34	0	0	0
Jan 2	vs. Indianapolis*	P	3	67	22.3	24	0	0	0
Regular Season Totals		16/5	36	572	15.9	39	2	0	12
Jan 9	at Indianapolis§	P	3	67	22.3	35t	1	0	6
Postseason Totals		1/0	3	67	22.3	35t	1	0	6
§AFC Wild Card Game									

2005 DENVER (13-3)			RECEIVING					SCORING		
Date	Opponent	P/S	No.	Yds.	Avg.	LG	TD	2pt.	Pts.	
Sep 11	at Miami	P	7	67	9.6	13	0	0	0	
Sep 18	vs. San Diego*	P	1	16	16.0	16	0	0	0	
Sep 26	vs. Kansas City*	P	0	0	0.0	—	0	0	0	
Oct 2	at Jacksonville*	P	2	15	7.5	10	0	0	0	
Oct 9	vs. Washington*	P	1	31	31.0	31	0	0	0	
Oct 16	vs. New England*	S	3	32	10.7	13	0	0	0	
Oct 23	at N.Y. Giants	P	3	19	6.3	10	0	0	0	
Oct 30	vs. Philadelphia*	P	2	39	19.5	28	0	0	0	
Nov 13	at Oakland*	P	3	33	11.0	18	0	1	2	
Nov 20	vs. N.Y. Jets*	P	1	26	26.0	26	0	0	0	
Nov 24	at Dallas*	P	4	69	17.3	24	0	0	0	
Dec 4	at Kansas City	P	4	50	12.5	32	0	0	0	
Dec 11	vs. Baltimore*	S	1	8	8.0	8	0	0	0	
Dec 17	at Buffalo*	S	3	56	18.7	28	0	0	0	
Dec 24	vs. Oakland*	P	1	17	17.0	17	0	0	0	
Dec 31	at San Diego*	S	1	3	3.0	3	0	0	0	
Regular Season Totals			16/4	37	481	13.0	32	0	1	2
Jan 14	vs. New England*†	P	3	37	12.3	24	0	0	0	
Jan 22	vs. Pittsburgh#	P	4	55	13.8	19	0	0	0	
Postseason Totals			2/0	7	92	13.1	24	0	0	0

†AFC Divisional Playoff Game; #AFC Championship Game

2006 HOUSTON (6-10)			RECEIVING					SCORING		
Date	Opponent	P/S	No.	Yds.	Avg.	LG	TD	2pt.	Pts.	
Sep 10	vs. Philadelphia	P	1	26	26.0	26	0	0	0	
Sep 17	at Indianapolis	P	1	10	10.0	10	0	0	0	
Sep 24	vs. Washington	S	1	12	12.0	12	0	0	0	
Oct 1	vs. Miami*	P	0	0	0.0	—	0	0	0	
Oct 15	at Dallas	S	1	12	12.0	12	0	0	0	
Games 6-7			INACTIVE							
Nov 5	at N.Y. Giants	P	0	0	0.0	—	0	0	0	
Nov 12	at Jacksonville*	S	1	10	10.0	10	0	0	0	
Nov 19	vs. Buffalo	P	0	0	0.0	—	0	0	0	
Nov 26	at N.Y. Jets	P	2	19	9.5	14	0	0	0	
Dec 3	at Oakland*	S	2	6	3.0	5	0	0	0	
Dec 10	vs. Tennessee	S	2	11	5.5	9	0	0	0	
Dec 17	at New England	P	0	0	0.0	—	0	0	0	
Dec 24	vs. Indianapolis*	P	2	19	9.5	10	0	0	0	
Dec 31	vs. Cleveland*	P	0	0	0.0	—	0	0	0	
Regular Season Totals			14/5	13	125	9.6	26	0	0	0

2007 HOUSTON (8-8)			RECEIVING					SCORING		
Date	Opponent	P/S	No.	Yds.	Avg.	LG	TD	2pt.	Pts.	
Sep 9	vs. Kansas City*	P	0	0	0.0	—	0	0	0	
Sep 16	at Carolina*	P	1	6	6.0	6	0	0	0	
Sep 23	vs. Indianapolis	P	2	19	9.5	11	0	0	0	
Sep 30	at Atlanta	P	1	2	2.0	2	0	0	0	
Oct 7	vs. Miami*	P	0	0	0.0	—	0	0	0	
Oct 14	at Jacksonville	INACTIVE								
Oct 21	vs. Tennessee	S	1	7	7.0	7	1	0	6	
Oct 28	at San Diego	P	1	5	5.0	5	0	0	0	
Games 9-12			INACTIVE							
Dec 9	vs. Tampa Bay*	P	0	0	0.0	—	0	0	0	
Games 14-16			INACTIVE							
Regular Season Totals			9/1	6	39	6.5	11	1	0	6



DARRELL REID

6-2 • 270 • 5TH YR. • MINNESOTA

BORN: June 20, 1982, in Freehold, N.J.

HIGH SCHOOL: Freehold Boro High School, Freehold, N.J.

ACQUIRED: Unrestricted Free Agent (Indianapolis), 2009

NFL YEAR: 5th • YEAR WITH BRONCOS: 1st

NFL GAMES PLAYED/STARTED: 55/2 • POSTSEASON: 7/0

OUTSIDE LINEBACKER/DEFENSIVE END



95

REID AT A GLANCE:

- A fifth-year player who demonstrated the ability to play linebacker and defensive end as well as on special teams during his first four NFL seasons with Indianapolis from 2005-08.
- Totaled 45 special-teams tackles in four seasons with the Colts from 2005-08, marking the

REID A SPECIAL-TEAMS STANDOUT				
MOST SPECIAL-TEAMS TACKLES, INDIANAPOLIS, 2005-08				
Player	GP	Total	Solo	Assist
1. Darrell Reid, DL/LB	55	45	35	10
2. Rob Morris, LB	31	37	30	7
3. Matt Giordano, S	55	26	20	6
Gerome Sapp, S	16	26	18	8
5. Keith O'Neil, LB	21	24	19	5

highest such total among all Indianapolis players over that stretch.

- Helped the Colts post the NFL's second-best record (49-15 / .766) during his four years in Indianapolis and appeared in seven playoff games with the club, including its Super Bowl XLI win against Chicago in 2006.
- Saw time in all 16 games for Indianapolis during each of the last two years, posting 44 defensive tackles, 2.5 sacks, two fumble recoveries and 32 special-teams stops.
- Tied for second in the NFL with a career-best 21 special-teams tackles for Indianapolis in 2007.
- Was a four-year starter at the University of Minnesota, where he totaled 16 career sacks and received honorable mention All-Big Ten Conference accolades as a senior.
- Joined the Broncos as an unrestricted free agent on March 2, 2009.
- Entered the NFL with Indianapolis as a college free agent on April 29, 2005.

CAREER TRANSACTIONS: Signed by Indianapolis as a college free agent 4/29/05; Signed by Denver as an unrestricted free agent 3/2/09.



2008: Reid appeared in 16 games (0 starts) for Indianapolis, posting 19 tackles (11 solo) and a career-high two sacks (12 yds.) that ranked fourth in the team... Also ranked second on the Colts with 11 special-teams stops... Made one tackle on defense and on special teams in an AFC Wild Card Game at S.D. (1/3).

2007: Reid played 16 games (1 start) for Indianapolis and had a career-high 25 tackles (14 solo), 0.5 sacks (4.5 yds.) and two fumble recoveries... Tied for second in the NFL with a career-high 21 special-teams stops... Made one tackle on defense and on special teams in an AFC Divisional Playoff Game vs. S.D. (1/15)... Had four special-teams tackles vs. Hou. (12/23) to earn AFC Special Teams Player of the Week honors.

2006: Reid played 15 games (0 starts) for the Super Bowl-champion Colts, totaling 20 tackles (14 solo) on defense and 11 stops on special teams... Had two defensive tackles and six special-teams stops in four playoff games, including three special-teams tackles in the AFC Championship Game vs. N.E. (1/21) and one in Super Bowl XLI vs. Chi. (2/4).

2005: Reid, who entered the NFL with Indianapolis as a college free agent on April 29, played eight games (1 start) as a rookie and had 15 defensive tackles (8 solo) and two special-teams stops... Saw action at every position along the defensive line... Made one tackle on special teams in an AFC Divisional Playoff Game vs. Pit. (1/15).

COLLEGE: Reid was a four-year starter at the University of Minnesota, starting 48 career games and totaling 157 tackles (115 solo), 16 sacks, one forced fumble, two fumble recoveries and six pass breakups... Named honorable mention All-Big Ten Conference as a senior... Started 13 games as a junior en route to receiving honorable mention All-Big Ten accolades from the media... Named to the Big Ten All-Freshman Team by *The Sporting News*.

PERSONAL: Reid received all-state honors at Freehold Boro High School in Freehold, N.J., where he earned Monmouth County Player of the Year honors as a senior... Ranked the No. 2 linebacker prospect in the Northeast by *SuperPrep*... Oversees the Footz Foundation, which helps underprivileged youth in New Jersey, Minnesota and Indianapolis... Darrell Reid was born on June 20, 1982, in Freehold, N.J.

REID'S REGULAR SEASON RECORD															
Year	Club	G	S	UT	A	TT	S-Yds.	I-Yds.	PD	FF	FR	TD-Int.	TD-FR	S	Pts.
2005	Indianapolis	8	1	8	7	15	0-0	0-0	0	0	0	0	0	0	0
2006	Indianapolis	15	0	14	6	20	0-0	0-0	0	0	0	0	0	0	0
2007	Indianapolis	16	1	14	11	25	0.5-4.5	0-0	0	0	2	0	0	0	0
2008	Indianapolis	16	0	11	8	19	2-12	0-0	0	0	0	0	0	0	0
CAREER TOTALS		55	2	47	32	79	2.5-16.5	0-0	0	0	2	0	0	0	0

ADDITIONAL STATISTICS: Special teams tackles — 2005 (2), 2006 (11), 2007 (21), 2008 (11), TOTAL (45). Kick returns — 2006 (1 for 3 yds.), 2007 (1 for 15 yds.), 2008 (1 for 12 yds.), TOTAL (3 for 30 yds., 10.0 avg., 15 LG).

REID'S POSTSEASON RECORD															
Year	Club	G	S	UT	A	TT	S-Yds.	I-Yds.	PD	FF	FR	TD-Int.	TD-FR	S	Pts.
2005	Indianapolis	1	0	0	0	0	0-0	0-0	0	0	0	0	0	0	0
2006	Indianapolis	4	0	2	0	2	0-0	0-0	0	0	0	0	0	0	0
2007	Indianapolis	1	0	1	0	1	0-0	0-0	0	0	0	0	0	0	0
2008	Indianapolis	1	0	1	0	1	0-0	0-0	0	0	0	0	0	0	0
CAREER TOTALS		7	0	4	0	4	0-0	0-0	0	0	0	0	0	0	0

ADDITIONAL STATISTICS: Special teams tackles — 2005 (1), 2006 (6), 2007 (1), 2008 (1), TOTAL (9). Kick returns — 2008 (1 for 13 yds.), TOTAL (1 for 13 yds.).

REID'S SINGLE GAME HIGHS

(Postseason in parentheses)

Sacks — 1, two times, last vs. Cincinnati, 12/7/08 (none). **Sack yards** — 7 vs. Cincinnati, 12/7/08 (none). **Interceptions** — None (none). **Interception return yards** — None (none).

DARRELL REID'S CAREER GAME-BY-GAME

(Victories asterisked)

2005 INDIANAPOLIS (12-4)										
TACKLES										
Date	Opponent	P/S	UT	A	TT	S-Yds.	I-Yds.	PD	FF	FR
Sep 11	at Baltimore*	P	1	3	4	0-0	0-0	0	0	0
Sep 18	vs. Jacksonville*	P	0	0	0	0-0	0-0	0	0	0
Games 3-6 INACTIVE										
Oct 23	at Houston*	S	1	0	1	0-0	0-0	0	0	0
Nov 7	at New England*	P	0	0	0	0-0	0-0	0	0	0
Nov 13	vs. Houston*	P	0	1	1	0-0	0-0	0	0	0
Games 10-13 INACTIVE										
Dec 18	vs. San Diego	P	1	0	1	0-0	0-0	0	0	0
Dec 24	at Seattle	P	3	1	4	0-0	0-0	0	0	0
Jan 1	vs. Arizona*	P	2	2	4	0-0	0-0	0	0	0
Regular Season Totals		8/1	8	7	15	0-0	0-0	0	0	0
Jan 15	vs. Pittsburgh†	P	0	0	0	0-0	0-0	0	0	0
Postseason Totals		1/0	0	0	0	0-0	0-0	0	0	0

†AFC Divisional Playoff Game

2006 INDIANAPOLIS (12-4)										
TACKLES										
Date	Opponent	P/S	UT	A	TT	S-Yds.	I-Yds.	PD	FF	FR
Sep 10	at N.Y. Giants*	P	0	0	0	0-0	0-0	0	0	0
Sep 17	vs. Houston*	P	3	1	4	0-0	0-0	0	0	0
Sep 24	vs. Jacksonville*	P	2	0	2	0-0	0-0	0	0	0
Oct 1	at N.Y. Jets*	P	1	2	3	0-0	0-0	0	0	0
Oct 8	vs. Tennessee*	P	1	0	1	0-0	0-0	0	0	0
Oct 22	vs. Washington*	P	1	0	1	0-0	0-0	0	0	0
Oct 29	at Denver*	P	2	0	2	0-0	0-0	0	0	0
Nov 5	at New England*	P	0	0	0	0-0	0-0	0	0	0
Nov 12	vs. Buffalo*	INACTIVE								
Nov 19	at Dallas	P	1	1	2	0-0	0-0	0	0	0
Nov 26	vs. Philadelphia*	P	0	0	0	0-0	0-0	0	0	0
Dec 3	at Tennessee	P	0	0	0	0-0	0-0	0	0	0
Dec 10	at Jacksonville	P	0	1	1	0-0	0-0	0	0	0
Dec 18	vs. Cincinnati*	P	0	0	0	0-0	0-0	0	0	0
Dec 24	at Houston	P	3	0	3	0-0	0-0	1	0	0
Dec 31	vs. Miami*	P	0	1	1	0-0	0-0	0	0	0
Regular Season Totals		15/0	14	6	20	0-0	0-0	0	0	0
Jan 6	vs. Kansas City*§	P	2	0	2	0-0	0-0	0	0	0
Jan 13	at Baltimore*†	P	0	0	0	0-0	0-0	0	0	0
Jan 21	vs. New England*#	P	0	0	0	0-0	0-0	0	0	0
Feb 4	vs. Chicago*§	P	0	0	0	0-0	0-0	0	0	0
Postseason Totals		4/0	2	0	2	0-0	0-0	0	0	0

§AFC Wild Card Game; †AFC Divisional Playoff Game; #AFC Championship Game; §Super Bowl XLI

2007 INDIANAPOLIS (13-3)										
TACKLES										
Date	Opponent	P/S	UT	A	TT	S-Yds.	I-Yds.	PD	FF	FR
Sep 6	vs. New Orleans*	P	2	2	4	0-0	0-0	0	0	0
Sep 16	at Tennessee*	P	2	0	2	0-0	0-0	0	0	1
Sep 23	at Houston*	P	2	0	2	0-0	0-0	0	0	0
Sep 30	vs. Denver*	P	0	0	0	0-0	0-0	0	0	0
Oct 7	vs. Tampa Bay*	P	0	0	0	0-0	0-0	0	0	0
Oct 22	at Jacksonville*	P	1	1	2	0-0	0-0	0	0	0
Oct 28	at Carolina*	P	0	0	0	0-0	0-0	0	0	0
Nov 4	vs. New England	P	0	0	0	0-0	0-0	0	0	0
Nov 11	at San Diego	P	0	0	0	0-0	0-0	0	0	0
Nov 18	vs. Kansas City*	P	1	1	2	0-0	0-0	0	0	0
Nov 22	at Atlanta*	P	0	0	0	0-0	0-0	0	0	0
Dec 2	vs. Jacksonville*	P	1	1	2	0-0	0-0	0	0	0
Dec 9	at Baltimore*	P	1	2	3	0.5-4.5	0-0	0	0	0
Dec 16	at Oakland*	P	0	2	2	0-0	0-0	0	0	0
Dec 23	vs. Houston*	S	3	1	4	0-0	0-0	0	0	0
Dec 30	vs. Tennessee	P	1	1	2	0-0	0-0	0	0	1
Regular Season Totals		16/1	14	11	25	0.5-4.5	0-0	0	0	2
Jan 15	vs. San Diego†	P	1	0	1	0-0	0-0	0	0	0
Postseason Totals		1/0	1	0	1	0-0	0-0	0	0	0

†AFC Divisional Playoff Game

2008 INDIANAPOLIS (12-4)										
TACKLES										
Date	Opponent	P/S	UT	A	TT	S-Yds.	I-Yds.	PD	FF	FR
Sep 7	vs. Chicago	P	2	0	2	0-0	0-0	0	0	0
Sep 14	at Minnesota*	P	1	0	1	1-5	0-0	0	0	0
Sep 21	vs. Jacksonville	P	1	3	4	0-0	0-0	0	0	0
Oct 5	at Houston*	P	0	0	0	0-0	0-0	0	0	0
Oct 12	vs. Baltimore*	P	0	1	1	0-0	0-0	0	0	0
Oct 19	at Green Bay	P	0	1	1	0-0	0-0	0	0	0
Oct 27	at Tennessee	P	2	1	3	0-0	0-0	0	0	0
Nov 2	vs. New England*	P	1	0	1	0-0	0-0	0	0	0
Nov 9	at Pittsburgh*	P	1	0	1	0-0	0-0	0	0	0
Nov 16	vs. Houston*	P	0	0	0	0-0	0-0	0	0	0
Nov 23	at San Diego*	P	0	0	0	0-0	0-0	0	0	0
Nov 30	at Cleveland*	P	2	1	3	0-0	0-0	0	0	0
Dec 7	vs. Cincinnati*	P	0	0	0	1-7	0-0	0	0	0
Dec 14	vs. Detroit*	P	0	0	0	0-0	0-0	0	0	0
Dec 18	at Jacksonville*	P	1	0	1	0-0	0-0	0	0	0
Dec 28	vs. Tennessee*	P	0	1	1	0-0	0-0	0	0	0
Regular Season Totals		16/0	11	8	19	2-12	0-0	0	0	0
Jan 3	at San Diego§	P	1	0	1	0-0	0-0	0	0	0
Postseason Totals		1/0	1	0	1	0-0	0-0	0	0	0

§AFC Wild Card Game



EDDIE ROYAL

5-10 • 180 • 2ND YR. • VIRGINIA TECH

BORN: May 21, 1986, in Alexandria, Va.

HIGH SCHOOL: Westfield High School, Chantilly, Va.

ACQUIRED: Draft #2 (42nd overall), 2008

NFL YEAR: 2nd • YEAR WITH BRONCOS: 2nd

NFL GAMES PLAYED/STARTED: 15/15

WIDE RECEIVER



19

ROYAL AT A GLANCE:

- A second-year wide receiver who earned all-rookie honors from *Pro Football Weekly*/PFWA and *The Sporting News* after totaling the second-most receptions (91-980 yds., 5 TDs) by a rookie in NFL history with Denver in 2008.
- Set Broncos rookie records in 2008 for receptions (91), receiving yards (980) and receiving touchdowns (5) while ranking sixth in the NFL with 1,829 combined yards that marked the third-highest total by a rookie in club annals.
- Posted five plays of at least 50 yards for Denver in 2008 and became the first player since the 1970 NFL merger to record his team's longest run (71 yds.), reception (93 yds.), kickoff return (95 yds.) and punt return (36 yds.) in the same year.
- Tied for second in the NFL in 2008 with four 9+catch games, including a Broncos rookie-record 11 receptions in the season finale at San Diego (12/28/08).
- Had 146 receiving yards (9 rec., 1 TD) in his NFL debut for the Broncos on *Monday Night Football* at Oakland (9/8/08) that marked the sixth-highest receiving yardage output by a player in his first career game since 1960.
- Became Virginia Tech University's all-time leader in career all-purpose yards with 4,686, a total that includes an Atlantic Coast Conference-record 1,296 punt return yards (11.7 avg.) along with 1,386 kickoff return yards (23.5 avg.).
- Finished his collegiate career ranked fourth in Virginia Tech annals in receptions (119), fifth in receiving touchdowns (12) and sixth in receiving yards (1,778) while accounting for 17 total touchdowns for the Hokies.

ROYAL RECORDS HISTORIC ROOKIE SEASON

MOST RECEPTIONS BY A ROOKIE, NFL HISTORY					MOST RECEPTIONS BY A ROOKIE, DENVER HISTORY				
Player	Rec.	Yds.	Avg.	TDs	Player	Rec.	Yds.	Avg.	TDs
1. Anquan Boldin, Ari. (2003)	101	1,377	13.6	8	1. Eddie Royal, 2008	91	980	10.8	5
2. Eddie Royal, Den. (2008)	91	980	10.8	5	2. Vance Johnson, 1985	51	721	14.1	3
3. Terry Glenn, N.E. (1996)	90	1,132	12.6	6	3. Terrell Davis, 1995	49	367	7.5	1
4. Reggie Bush, N.O. (2006)	88	742	8.4	2	4. Glyn Milburn, 1993	38	300	7.9	3
5. Earl Cooper, S.F. (1980)	83	567	6.8	4	Mark Jackson, 1986	38	738	19.4	1

ROYAL DOES IT ALL

MOST COMBINED YDS., NFL, 2008

Player	Rush	Rec.	Ret.	Tot.
1. Leon Washington, NYJ	448	355	1,534	2,337
2. Darren Sproles, S.D.	330	342	1,625	2,297
3. Jerious Norwood, Ail.	489	338	1,311	2,138
4. Steve Breaston, Ari.	8	1,006	904	1,918
5. Adrian Peterson, Min.	1,760	125	16	1,901
6. Eddie Royal, Den.	109	980	740	1,829

MOST COMBINED YDS. BY A ROOKIE, DENVER HISTORY

Player	Rush	Rec.	Ret.	Tot.
1. Rick Upchurch, 1975	97	436	1,396	1,929
2. Clinton Portis, 2002	1,508	364	0	1,872
3. Eddie Royal, 2008	109	980	740	1,829
4. Mike Anderson, 2000	1,487	169	0	1,656

• Selected by the Broncos in the second round (42nd overall) of the 2008 NFL Draft.

CAREER TRANSACTIONS: Signed by Denver as a draft choice 7/24/08.



2008: Selected by the Broncos in the second round (42nd overall) of the 2008 NFL Draft, Royal played 15 games (all starts) for Denver and totaled 91 receptions for 980 yards (10.8 avg.) with five touchdowns along with 14 punt returns for 140 yards (10.0 avg.) and 23 kickoff returns for 600 yards (26.1 avg.)... Finished the year with 1,829 combined yards... Earned all-rookie honors from *Pro Football Weekly*/PFWA and *The Sporting News*... 91 receptions were the second most by a rookie in NFL history and ranked seventh in the league among all players for the year... Set Broncos rookie records for receptions (91), receiving yards (980) and receiving touchdowns (5) while leading all league rookies for those categories in 2008... Ranked sixth in the NFL with a rookie-best 1,829 combined yards that marked the third-highest total by a rookie in Denver annals... Placed seventh in the league in kickoff return average (26.1 yds.)... Totaled five plays of at least 50 yards (2 rec., 2 KR and 1 rush) and became the first player since the 1970 NFL merger to record his team's longest run (71 vs. Buf. 12/21), reception (93t at Cle. 11/6), kickoff return (95 vs. Mia. 11/2) and punt return (36 at K.C. 9/28) in the same year... 93-yard touchdown catch at Cle. (11/6) tied for the fourth-longest reception in Denver annals... 95-yard kickoff return vs. Mia. (11/2) tied for the third-longest kickoff return in Broncos history... Tied for second in the NFL with four 9+catch games, including a Broncos rookie-record 11 grabs (76 yds.) in the season finale at S.D. (12/28)... Named Diet Pepsi NFL Rookie of the Week twice (at Oak. 9/8 and at Cle. 11/6)... Totaled the sixth-most receiving yards (146) by a player making his NFL debut since 1960 in his first career game at Oak. (9/8) on *Monday Night Football*... Hauled in the game-winning two-point conversion vs. S.D. (9/14) following his 4-yard touchdown reception with 24 seconds left to play against the Chargers... Inactive vs. Jac. (10/12) due to an ankle injury.

COLLEGE: Royal played 51 career games (44 starts) at Virginia Tech University, totaling a school-record 4,686 all-purpose yards (1,778 receiving, 1,386 kickoff returns, 1,296 punt returns, 226 rushing)... Finished his collegiate career ranked fourth in Virginia Tech annals in receptions (119), fifth in receiving touchdowns (12) and sixth in receiving yards (1,778)... Accounted for 17 total touchdowns at Virginia Tech, scoring 12 touchdowns on receptions, three on punt returns and one on a rush while also throwing one touchdown pass... Set an Atlantic Coast Conference record with 1,296 career punt return yards on 111 returns (11.7 avg.)... Added 59 kickoff returns for 1,386 yards (23.5 avg.)... Earned first-team All-ACC honors and second-team All-America accolades from *The NFL Draft Report* as a senior after ranking 10th in the nation in punt return average (14.7 yds.) while posting career highs in receptions (33-496 yds.) and receiving touchdowns (4)... Picked up second-team All-ACC honors and honorable mention All-America recognition from *Sports Illustrated* as a junior... Received freshman All-America honors from *The NFL Draft Report* after totaling 1,101 all-purpose yards as a true freshman.

PERSONAL: Royal attended Westfield High School in Chantilly, Va., where he was an all-state selection as both a wide receiver and special-teams returner... Received All-America honors from *SuperPrep*, which rated him as the top player in Virginia... Also was named a *PrepStar* All-American... Totaled 41 receptions for 875 yards (21.3 avg.) with 11 touchdowns as a senior to help Westfield win the Group AAA Division 6 championship (14-0)... Also scored on a 47-yard punt return that year, marking one of 10 kick return touchdowns he posted as a prep athlete... Earned a bachelor's degree in sociology from Virginia Tech in three-and-a-half years... Is the son of Pearl Royal and William Edward Royal... Resides in Herndon, Va.... Eddie Royal was born on May 21, 1986, in Alexandria, Va.

ROYAL'S REGULAR SEASON RECORD

Year	Club	RECEIVING					PUNT RETURNS					KICKOFF RETURNS							
		G	S	No.	Yds.	Avg.	LG	TD	No.	FC	Yds.	Avg.	LG	TD	No.	Yds.	Avg.	LG	TD
2008	Denver	15	15	91	980	10.8	93t	5	14	10	140	10.0	36	0	23	600	26.1	95	0
CAREER TOTALS		15	15	91	980	10.8	93t	5	14	10	140	10.0	36	0	23	600	26.1	95	0

Year	Club	RUSHING					SCORING					
		No.	Yds.	Avg.	LG	TD	TD	TDr	TDp	TDrt	2pt	Pts.
2008	Denver	11	109	9.9	71	0	5	0	5	0	1	32
CAREER TOTALS		11	109	9.9	71	0	5	0	5	0	1	32

ADDITIONAL STATISTICS: Passing — 2008 (0-for-1), TOTAL (0-for-1). Miscellaneous tackles — 2008 (1), TOTAL (1). Fumbles — 2008 (1FR), TOTAL (1FR).

ROYAL'S SINGLE GAME HIGHS

(Postseason in parentheses)

Receptions — 11 at San Diego, 12/28/08 (none). **Receiving yards** — 164 at Cleveland, 11/6/08 (none). **Longest reception** — 93t at Cleveland, 11/6/08 (none). **Receiving touchdowns** — 1, five times, last at N.Y. Jets, 11/30/08 (none). **Rushes** — 3, twice, last vs. Kansas City, 12/7/08 (none). **Rushing yards** — 71 vs. Buffalo, 12/21/08 (none). **Longest rush** — 71 vs. Buffalo, 12/21/08 (none). **Rushing touchdowns** — None (none). **Punt returns** — 3 vs. Tampa Bay, 10/5/08 (none). **Punt return yards** — 36 at Kansas City, 9/28/08 (none). **Longest punt return** — 36 at Kansas City, 9/28/08 (none). **Punt return touchdowns** — None (none). **Kick returns** — 5 at Atlanta, 11/16/08 (none). **Kick return yards** — 164 vs. Miami, 11/2/08 (none). **Longest kick return** — 95 vs. Miami, 11/2/08 (none). **Kick return touchdowns** — None (none).

ROYAL'S 100-YARD RECEIVING GAMES (3)


*denotes win (The Broncos are 2-1 when Royal records 100 or more yards receiving in a game.)

Date	Opponent	No.	Yds.	Avg.	LG	TD
9/8/08	at Oakland*	9	146	16.2	29	1
9/28/08	at Kansas City	9	104	11.6	28	0
11/6/08	at Cleveland*	6	164	27.3	93t	1


EDDIE ROYAL'S CAREER GAME-BY-GAME

(Victories asterisked)

2008 DENVER (8-8)		RECEIVING					PUNT RETURNS					KICK RETURNS						
Date	Opponent	P/S	No.	Yds.	Avg.	LG	TD	No.	Yds.	Avg.	LG	TD	No.	Yds.	Avg.	LG	TD	
Sep 8	at Oakland*	S	9	146	16.2	29	1	2	19	9.5	11	0	1	11	11.0	11	0	
Sep 14	vs. San Diego*	S	5	37	7.4	13	1	1	6	6.0	6	0	0	0	0.0	—	0	
Sep 21	vs. New Orleans*	S	4	11	2.8	5	0	1	22	22.0	22	0	0	0	0.0	—	0	
Sep 28	at Kansas City	S	9	104	11.6	28	0	1	36	36.0	36	0	0	0	0.0	—	0	
Oct 5	vs. Tampa Bay*	S	3	23	7.7	12	0	3	31	10.3	20	0	0	0	0.0	—	0	
Oct 12	vs. Jacksonville							INACTIVE										
Oct 20	at New England	S	9	71	7.9	13	0	1	8	8.0	8	0	0	0	0.0	—	0	
Nov 2	vs. Miami	S	7	69	9.9	20	1	1	16	16.0	16	0	4	164	41.0	95	0	
Nov 6	at Cleveland*	S	6	164	27.3	93t	1	1	2	2.0	2	0	3	72	24.0	31	0	
Nov 16	at Atlanta*	S	4	34	8.5	18	0	0	0	0.0	—	0	5	159	31.8	58	0	
Nov 23	vs. Oakland	S	2	14	7.0	8	0	1	1	1.0	1	0	2	48	24.0	26	0	
Nov. 30	at N.Y. Jets*	S	5	84	16.8	59t	1	0	0	0.0	—	0	3	32	10.7	17	0	
Dec 7	vs. Kansas City*	S	6	42	7.0	18	0	0	0	0.0	—	0	2	40	20.0	22	0	
Dec 14	at Carolina	S	6	48	8.0	13	0	1	-3	-3.0	-3	0	3	74	24.7	39	0	
Dec 21	vs. Buffalo	S	5	57	11.4	15	0	1	2	2.0	2	0	0	0	0.0	—	0	
Dec 28	at San Diego	S	11	76	6.9	12	0	0	0	0.0	—	0	0	0	0.0	—	0	
Regular Season Totals			15/15	91	980	10.8	93t	5	14	140	10.0	36	0	23	600	26.1	95	0



TONY SCHEFFLER
 6-5 • 255 • 4TH YR. • WESTERN MICHIGAN
 BORN: Feb. 15, 1983, in Morenci, Mich.
 HIGH SCHOOL: Chelsea High School, Chelsea, Mich.
 ACQUIRED: Draft #2 (61st overall), 2006
 NFL YEAR: 4th • YEAR WITH BRONCOS: 4th
 NFL GAMES PLAYED/STARTED: 42/19



88

TIGHT END

SCHEFFLER AT A GLANCE:

- A fourth-year player who leads all NFL tight ends with a 13.8 yards per reception average (107-1,480) and ties for seventh among his position group in receiving touchdowns (12) since entering the league with the Broncos in 2006.
- Led all NFL tight ends and set a Denver single-season record for tight ends with a 16.1 yards per reception average in 2008 that helped him register a career-high 645 receiving yards (40 rec.), which ranked eighth in the league at his position.
- Placed second on the Broncos in receptions (49) and receiving yards (549) in 2007, ranking 10th and 11th, respectively, in the league among his position group in those categories.
- Set a Broncos record for touchdown receptions (4) by a rookie tight end in 2006 and recorded 18 catches for 286 yards (15.9 avg.) during his first professional season.
- Owns six receptions of at least 30 yards for his career, including a personal-best 72-yard grab that he made on *Monday Night Football* at Oakland (9/8/08).
- Earned first-team All-Mid-American Conference honors twice at Western Michigan University, where he totaled the second-most career receptions (117) and receiving yards (1,345) by a tight end in school history.

SCHEFFLER LEADS NFL TIGHT ENDS IN YARDS PER RECEPTION

HIGHEST YARDS PER RECEPTION AVERAGE, NFL TIGHT ENDS, 2006-08 (min. 60 rec.)

Player	Rec.	Yds.	Avg.	LG	TDs
1. Tony Scheffler, Den.	107	1,480	13.8	72	12
2. Antonio Gates, S.D.	206	2,612	12.7	57t	26
3. Visanthe Shiancoe, Min./NYG	81	1,000	12.3	79	8
4. Zach Miller, Oak.	100	1,222	12.2	63t	4
5. Alge Crumpler, Atl.	122	1,481	12.1	55t	14

- Placed fourth in voting for the John Mackey Award (nation's best tight end) as a senior at WMU in 2005, recording a career-high 57 catches for 670 yards (11.8 avg.) with nine touchdowns.
- Selected by the Broncos in the second round (61st overall) of the 2006 NFL Draft.

CAREER TRANSACTIONS: Signed by Denver as a draft choice 7/27/06.



2008: Scheffler played 13 games (7 starts) for the Broncos, totaling 40 receptions for a career-high 645 yards (16.1 avg.) with three touchdowns... Led all NFL tight ends and set a Denver single-season record for that position group with a 16.1 yards per reception average that ranked 11th among all players for the year... Ranked eighth in the league in receiving yards (645) by a tight end... Posted a career-long 72-yard reception at Oak. (9/8) that was the longest reception by an NFL tight end in 2008... Inactive for Games 6-8 with a groin injury.

2007: Scheffler played 16 games (7 starts) for Denver, totaling a personal-best 49 receptions for 549 yards (11.2 avg.) with five touchdowns... Ranked second on Denver in receptions, receiving yards and receiving touchdowns... Placed 10th among NFL tight ends in receptions, 11th in receiving yards and tied for eighth in receiving touchdowns... Tied for fourth among league tight ends with 47 receptions during the final 11 weeks of the year, totaling 512 yards and all five of his receiving scores during that time... Became the first Broncos tight end since 2004 (Jeb Putzier) to record 500 receiving yards in a season... Posted his first career 100-yard receiving game with 100 yards on seven catches, including one touchdown, at Hou. (12/13) on *Thursday Night Football*.

2006: Selected by the Broncos in the second round (61st overall) of the 2006 NFL Draft, Scheffler made 18 catches for 286 yards (15.9 avg.) with four touchdowns in 13 games (5 starts) as a rookie... Four touchdowns tied Rick Massie (1987) for the most receiving scores by a Broncos rookie in team history and were the most by a rookie tight end in club annals... Placed third among all NFL tight ends with 204 receiving yards (11 catches) and led that group with four touchdowns over the final four weeks of the season... Made three catches for a season-high 66 yards with two touchdowns at S.D. (12/10)... Two touchdowns against the Chargers came within 48 seconds from quarterback Jay Cutler, tying the NFL record for the fastest that two rookies produced a pair of touchdowns (Charlie Conerly and Bill Swiacki, New York Giants, 1948)... Also tied a Denver single-game record for receiving touchdowns by a rookie and became the fifth rookie tight end in the NFL since 2000 to catch multiple touchdowns in a game with his performance in San Diego.

COLLEGE: Scheffler played 35 career games (21 starts) at Western Michigan University, totaling 117 receptions for 1,345 yards (11.5 avg.) with 13 touchdowns... Finished his career ranked second among tight ends in both receptions and receiving yards in school history... Was a two-time first-team All-Mid-American Conference choice as a starter at tight end during his final two seasons after beginning his career as a wide receiver... Placed fourth in voting for the John Mackey Award (nation's best tight end) as a senior, posting a career-high 57 receptions for 670 yards (11.8 avg.) with nine touchdowns.

PERSONAL: Scheffler attended Chelsea High School in Chelsea, Mich., where he played wide receiver on the football team... Named a *Detroit News* Dream Team selection at Chelsea, setting a school single-season record for receiving yards (1,340) in 2000... Totaled 67 catches with 16 touchdowns as a senior, helping the school post an 11-1 record... Excelled away from football, starting on the school's basketball team and earning all-state honors as a first baseman on the baseball squad... Lettered three times (2003-05) on Western Michigan's baseball team, posting a .293 career batting average with seven home runs and 41 RBI in 79 games... Cousin of former Purdue University basketball player Steve Scheffler, who played seven seasons (1991-97) in the NBA and spent time on the Denver Nuggets in 1992... Majored in marketing (3.63 GPA) at Western Michigan... Resides in Chelsea, Mich.... Tony Scheffler was born on Feb. 15, 1983, in Morenci, Mich.

SCHEFFLER STRETCHES THE FIELD

HIGHEST REC. AVG., NFL TES, 2008

Player	Rec.	Yds.	Avg.	TDs
1. Tony Scheffler, Den.	40	645	16.1	3
2. Visanthe Shiancoe, Min.	42	596	14.2	7
3. Zach Miller, Oak.	56	778	13.9	1
4. Anthony Fasano, Mia.	34	454	13.4	7
5. Billy Miller, N.O.	45	579	12.9	1

HIGHEST REC. AVG., BRONCOS TES, SEASON

Player	Rec.	Yds.	Avg.	TDs
1. Tony Scheffler, 2008	40	645	16.1	3
2. Riley Odoms, 1979	40	638	16.0	1
3. Riley Odoms, 1976	30	477	15.9	3
4. Jeb Putzier, 2004	36	572	15.9	2
5. Gene Prebola, 1963	30	471	15.7	2

SCHEFFLER'S REGULAR SEASON RECORD

Year	Club	RECEIVING						SCORING					
		G	S	No.	Yds.	Avg.	LG	TD	TDr	TDp	TDrt	2pt	Pts.
2006	Denver	13	5	18	286	15.9	29	4	0	4	0	0	24
2007	Denver	16	7	49	549	11.2	41	5	5	0	5	0	30
2008	Denver	13	7	40	645	16.1	72	3	3	0	3	0	18
CAREER TOTALS		42	19	107	1,480	13.8	72	12	12	0	12	0	72

ADDITIONAL STATISTICS: Special teams tackles — 2008 (1), TOTAL (1). Miscellaneous tackles — 2006 (2), 2007 (2), TOTAL (4). Rushing — 2006 (1 for 3 yds.), 2008 (1 for -1 yds.), TOTAL (2 for 2 yds., 1.0 avg., 3 LG). Fumbles — 2008 (1FR), TOTAL (1FR). Blocked Mike Scifres' punt vs. San Diego (10/7/07).

SCHEFFLER'S SINGLE GAME HIGHS

(Postseason in parentheses)

Receptions — 7, three times, last at N.Y. Jets, 11/30/08 (none). **Receiving yards** — 100 at Houston, 12/13/07 (none). **Longest reception** — 72 at Oakland, 9/8/08 (none). **Receiving touchdowns** — 2, twice, last vs. San Diego, 9/14/08 (none).

SCHEFFLER'S 100-YARD RECEIVING GAMES (1)

*denotes win (The Broncos are 0-1 when Scheffler records 100 or more yards receiving in a game.)

Date	Opponent	No.	Yds.	Avg.	LG	TD
12/13/07	at Houston	7	100	14.3	30	1

TONY SCHEFFLER'S CAREER GAME-BY-GAME

(Victories asterisked)

2006 DENVER (9-7)		RECEIVING						SCORING		
Date	Opponent	P/S	No.	Yds.	Avg.	LG	TD	2pt.	Pts.	
Sep 10	at St. Louis	S	1	9	9.0	9	0	0	0	
Sep 17	vs. Kansas City*	P	0	0	0.0	—	0	0	0	
Sep 24	at New England*	S	0	0	0.0	—	0	0	0	
Oct 9	vs. Baltimore*	P	1	7	7.0	7	0	0	0	
Oct 15	vs. Oakland*	S	0	0	0.0	—	0	0	0	
Oct 22	at Cleveland*	P	0	0	0.0	—	0	0	0	
Oct 29	vs. Indianapolis	P	4	51	12.8	27	0	0	0	
Nov 5	at Pittsburgh*	P	0	0	0.0	—	0	0	0	
Games 9-11 INACTIVE										
Dec 3	vs. Seattle	P	1	15	15.0	15	0	0	0	
Dec 10	at San Diego	P	3	66	22.0	28t	2	0	12	
Dec 17	at Arizona*	P	3	58	19.3	29	0	0	0	
Dec 24	vs. Cincinnati*	S	2	26	13.0	25	1	0	6	
Dec 31	vs. San Francisco	S	3	54	18.0	29	1	0	6	
Regular Season Totals			13/5	18	286	15.9	29	4	0	24

2007 DENVER (7-9)		RECEIVING						SCORING		
Date	Opponent	P/S	No.	Yds.	Avg.	LG	TD	2pt.	Pts.	
Sep 9	at Buffalo*	P	0	0	0.0	—	0	0	0	
Sep 16	vs. Oakland*	P	0	0	0.0	—	0	0	0	
Sep 23	vs. Jacksonville	P	0	0	0.0	—	0	0	0	
Sep 30	at Indianapolis	P	0	0	0.0	—	0	0	0	
Oct 7	vs. San Diego	P	2	37	18.5	19	0	0	0	
Oct 21	vs. Pittsburgh*	S	5	50	10.0	26	1	0	6	
Oct 29	vs. Green Bay	S	3	28	9.3	12	1	0	6	
Nov 4	at Detroit	S	6	46	7.7	15	0	0	0	
Nov 11	at Kansas City*	S	4	31	7.8	12	0	0	0	
Nov 19	vs. Tennessee*	P	3	38	12.7	16	0	0	0	
Nov 25	at Chicago	P	5	82	16.4	41	1	0	6	
Dec 2	at Oakland	P	1	17	17.0	17	0	0	0	
Dec 9	vs. Kansas City*	P	4	31	7.8	13	0	0	0	
Dec 13	at Houston	S	7	100	14.3	30	1	0	6	
Dec 24	at San Diego	S	2	37	18.5	20	0	0	0	
Dec 30	vs. Minnesota*	S	7	52	7.4	18	1	0	6	
Regular Season Totals			16/7	49	549	11.2	41	5	0	30



Did You Know?

The Broncos in 2005 became the first team in NFL history to have two 100-yard rushers and a 300-yard passer in the same game. In Denver's contest against Philadelphia on Oct. 30, 2005, Mike Anderson (126 yds.) and Tatum Bell (107 yds.) each had at least 100 rushing yards while Jake Plummer (309 yds.) cleared the 300-yard passing mark.

2008 DENVER (8-8)		RECEIVING					SCORING		
Date	Opponent	P/S	No.	Yds.	Avg.	LG	TD	2pt.	Pts.
Sep 8	at Oakland*	P	1	72	72.0	72	0	0	0
Sep 14	vs. San Diego*	S	6	64	10.7	24	2	0	12
Sep 21	vs. New Orleans*	P	4	32	8.0	11	0	0	0
Sep 28	at Kansas City*	S	1	26	26.0	26	0	0	0
Oct 5	vs. Tampa Bay*	S	4	65	16.3	33	0	0	0
Games 6-8			INACTIVE						
Nov 6	at Cleveland*	S	4	92	23.0	39	0	0	0
Nov 16	at Atlanta*	P	0	0	0.0	—	0	0	0
Nov 23	vs. Oakland*	P	1	12	12.0	12	0	0	0
Nov 30	at N.Y. Jets*	P	7	90	12.9	24	0	0	0
Dec 7	vs. Kansas City*	P	5	61	12.2	20	0	0	0
Dec 14	at Carolina	S	0	0	0.0	—	0	0	0
Dec 21	vs. Buffalo	S	2	56	28.0	36	0	0	0
Dec 28	at San Diego	S	5	75	15.0	25t	1	0	6
Regular Season Totals		13/7	40	645	16.1	72	3	0	18



CHRIS SIMMS
 6-4 • 230 • 7TH YR. • TEXAS
 BORN: Aug. 29, 1980, in Ridgewood, N.J.
 HIGH SCHOOL: Ramapo High School, Franklin Lakes, N.J.
 ACQUIRED: Unrestricted Free Agent (Tennessee), 2009
 NFL YEAR: 7th • YEAR WITH BRONCOS: 1st
 NFL GAMES PLAYED/STARTED: 20/15 • POSTSEASON: 1/1
QUARTERBACK

SIMMS AT A GLANCE:

- A seventh-year quarterback who enters his first season with the Broncos having seen time in 21 overall games (16 starts) for his NFL career with Tampa Bay (2003-07) and Tennessee (2008).
- Guided the Buccaneers to the NFC South title in 2005, posting a 6-4 record while starting their final 10 games of the regular season before opening the club's NFC Wild Card Game that year.
- Completed 61 percent of his passes (191-of-313) for 2,035 yards with 10 touchdowns and seven interceptions in 11 games (10 starts) for the Buccaneers in 2005 after primarily seeing time as a reserve during his first two professional seasons.
- Ranked fourth in the NFL in fourth-quarter passing yards (599) and sixth in the league in yards per pass attempt (7.1) in the final period while starting Tampa Bay's final 10 games in 2005.
- Started Tampa Bay's first three games in 2006 before a spleen injury suffered in the Buccaneers' contest vs. Carolina (9/24/06) forced him to miss the remainder of that season as well as the entire 2007 campaign.
- He and his father, former New York Giants quarterback Phil Simms (1979-93), are one of six father-son combinations to play quarterback in the NFL.
- Totaled the second-most wins (26 / 26-6 record) by a starting quarterback in University of Texas history while finishing his collegiate career ranked first in school annals in passer rating (138.4), second in touchdown passes (58) and fourth in passing yards (7,097).
- Joined the Broncos as an unrestricted free agent on March 5, 2009.
- Selected by Tampa Bay in the third round (97th overall) of the 2003 NFL Draft.

CAREER TRANSACTIONS: Signed by Tampa Bay as a draft choice 7/19/03; Placed on injured reserve (spleen) by Tampa Bay 11/4/06; Placed on injured reserve (spleen) by Tampa Bay 10/10/07; Waived by Tampa Bay 8/30/08; Signed by Tennessee as a free agent 9/10/08; Waived by Tennessee 10/4/08; Signed by Tennessee 10/6/08; Signed by Denver as an unrestricted free agent 3/5/09.

2008: Simms saw time on the last series of Tennessee's regular-season finale at Ind. (12/28), completing 1-of-2 passes for seven yards... Competed in Tampa Bay's training camp but was waived on Aug. 30... Signed with Tennessee on Sept. 10 and was waived on Oct. 4 before re-signing with the club on Oct. 6... Served as the Titans' third quarterback for 10 games and the primary backup for three contests.

2007: Simms missed the entire season due to the splenectomy he had in 2006... Inactive for the first five games of the season before being placed on injured reserve on Oct. 10.

2006: Simms started Tampa Bay's first three games, completing 58-of-106 (54.7%) passes for 585 yards with one touchdown and seven interceptions... Suffered a ruptured spleen during Tampa Bay's game vs. Car. (9/24)

SIMMS PART OF EXCLUSIVE FATHER-SON QB CLUB

FATHER-SON QUARTERBACK COMBOS TO PLAY IN THE NFL

Quarterback	Team	Years	GP	GS
Bob Griese	Miami	1967-80	161	152
Brian Griese	T.B./Chi./Mia./Den.	1998-Pres.	93	83
Jack Kemp	Buf./S.D./L.A./Pit.	1957-69	122	N/A
Jeff Kemp	Phi./Sea./S.F./LAN	1981-91	96	29
Archie Manning	Min./Hou./N.O.	1971-84	151	139
Peyton Manning	Indianapolis	1998-Pres.	176	176
Eli Manning	N.Y. Giants	2004-Pres.	73	71
Emery Nix	N.Y. Giants	1943-46	14	N/A
Kent Nix	Hou./Chi./Pit.	1967-72	46	N/A
Phil Simms	N.Y. Giants	1979-93	164	159
Chris Simms	Ten./T.B.	2003-Pres.	20	15
David Whitehurst	Green Bay	1977-83	54	37
Charlie Whitehurst	San Diego	2006-Pres.	2	0

but missed only two plays in the game (last play of the third quarter and the first play of the fourth quarter)... Helped the Buccaneers take a 24-23 lead with five minutes to play in their eventual 26-24 loss against the Panthers, completing all four passes for 48 yards to move the club into position for a field goal... Finished the game completing 13-of-24 passes for 139 yards with one touchdown and one interception along with a 2-yard rushing score... Forced to have his spleen removed in emergency surgery that night... Placed on injured reserve on Nov. 4... Recorded the first 300-yard passing game of his career at Atl. (9/17), completing 28-of-53 passes for 313 yards against the Falcons.

2005: Simms played 11 games (10 starts) for Tampa Bay, completing 191-of-313 (61.0%) passes for 2,035 yards with 10 touchdowns and seven interceptions for an 81.4 passer rating... Added 19 rushes for 31 yards... Helped the Buccaneers capture the NFC South title... Logged a start in an NFC Wild Card Game vs. Was. (1/7) and completed 25-of-38 (65.8%) passes for 198 yards with two interceptions along with one rushing score... Started the Buccaneers' final 10 games of the regular season in place of Brian Griese, who was placed on injured reserve with a knee injury, and had a 6-4 record in those contests... Ranked fourth in the NFL in fourth-quarter passing yards (599) and sixth in the league in yards per pass attempt (7.1) in the final period during his 10-game stretch as a starter... Finished the year with the fourth-best completion percentage (61.0) and the seventh-best passer rating (81.4) by a Buccaneer in club history... Threw a career-long 78-yard touchdown pass to Joey Galloway at S.F. (10/30).

2004: Simms appeared in five games (2 starts) for Tampa Bay, completing 42-of-73 (57.5%) passes for 467 yards with one touchdown and three interceptions... Added seven rushes for 14 yards... Inactive for five games and did not play in six contests... Made his first career start at N.O. (10/10) and completed 5-of-8 passes for 68 yards before being forced out of the game due to an injury... Threw a 75-yard touchdown pass to Michael Clayton in the season finale at Ari. (1/2).

2003: Selected by Tampa Bay in the third round (97th overall) of the 2003 NFL Draft, Simms was inactive for all 16 games as a rookie... Led the Buccaneers in touchdown passes (4) in five preseason appearances.

COLLEGE: Simms played 43 career games (32 starts) at the University of Texas, completing 535-of-911 (58.7%) passes for 7,097 yards with 58 touchdowns and 31 interceptions for a 138.4 passer rating... Had a 26-6 record as a starter for his career, marking the second-most wins by a starting quarterback in school annals... Finished his collegiate career ranked first in Longhorns history in passer rating (138.4), first in completion percentage (58.7) and second in touchdown passes (58) while ranking fourth in passing yards (7,097), total offense (7,960) and completions (535)... Became the first quarterback to lead the Longhorns to consecutive 10-win seasons, guiding Texas to an 11-2 record and a top-10 national ranking during both his junior and senior years... Set a Texas record with 26 touchdown passes as a senior.

PERSONAL: Simms was named the 1998 *USA Today* National Offensive Player of the Year and a first-team All-USA selection as a senior at Ramapo High School in Franklin Lakes, N.J.... Rated the top quarterback on the 1998 *Parade* All-American team... Named *USA Today's* New Jersey Player of the Year (1998) and was one of only three players to be named to the prestigious Heisman High School (Tri-State) all-star team twice (1997-1998)... Twice received all-state honors... Listed among Gatorade Circle of Champions as the 1998 New Jersey Player of the Year... Completed 381-of-640 (59.5%) passes for 7,055 yards with 63 touchdowns and 13 interceptions in 39 career games at Ramapo... Son of former New York Giants quarterback and 1987 Super Bowl MVP Phil Simms, who is CBS' lead commentator for NFL games... The two are one of six father-son combinations to play quarterback in the NFL... Brother, Matt, played quarterback at Louisville... Joined Florida Blood Services to sponsor a blood drive at the Buccaneers' "FanFest" in 2007... Featured in a 2007 commercial on the benefits of donating blood that won an award from the Association of Donor Recruitment Professionals... Explored Busch Gardens, Big Cat Rescue, the Florida Aquarium and Lowry Park Zoo in Tampa with kids from The Children's Home through the "Wild Adventures Program," which he created in 2006 out of his love for children and animals... Participated in the NFL/United Way Hometown Huddle, where he distributed information in downtown Tampa about how to get involved in the United Way's local volunteer program... Majored in history at Texas... Married to Danielle, and the couple has one daughter (Charlotte Elizabeth)... Christopher David Simms was born on Aug. 29, 1980, in Ridgewood, N.J.

SIMMS' REGULAR SEASON RECORD

Year	Club	PASSING													
		G	S	Att.	Comp.	Pct.	Yds.	Yds./Att.	TD	% Int.	% LG	Sack/Yds.	Rtg.		
2003	Tampa Bay	0	0	0	0	0.0	0	0.0	0	0.0	0	0/0	0.0		
2004	Tampa Bay	5	2	73	42	57.5	467	6.4	1	1.4	3	4.1	75t	10/75	64.1
2005	Tampa Bay	11	10	313	191	61.0	2,035	6.5	10	3.2	7	2.2	78t	29/205	81.4
2006	Tampa Bay	3	3	106	58	54.7	585	5.5	1	0.9	7	6.6	55	4/32	46.3
2007	Tampa Bay	0	0	0	0	0.0	0	0.0	0	0.0	0	0.0	—	0/0	0.0
2008	Tennessee	1	0	2	1	50.0	7	3.5	0	0.0	0	0.0	7	1/10	58.3
CAREER TOTALS		20	15	494	292	59.1	3,094	6.3	12	2.4	17	3.4	78t	44/322	71.2

Year	Club	RUSHING					SCORING					
		Att.	Yds.	Avg.	LG	TD	TD	TDr	TDp	TDrt	2pt	Pts.
2003	Tampa Bay	0	0	0.0	—	0	0	0	0	0	0	0
2004	Tampa Bay	7	14	2.0	12	0	0	0	0	0	0	0
2005	Tampa Bay	19	31	1.6	10	0	0	0	0	0	0	0
2006	Tampa Bay	4	7	1.8	3	1	1	1	0	0	0	6
2007	Tampa Bay	0	0	0.0	—	0	0	0	0	0	0	0
2008	Tennessee	0	0	0.0	—	0	0	0	0	0	0	0
CAREER TOTALS		30	52	1.7	12	1	1	1	0	0	0	6

ADDITIONAL STATISTICS: Receiving — 2005 (1 rec., -3 yds., -3.0 avg.), TOTAL (1 rec., -3 yds., -3.0 avg.). Miscellaneous tackles — 2005 (2), TOTAL (2). Fumble recoveries — 2004 (1), 2006 (1), TOTAL (2).

SIMMS' POSTSEASON RECORD

Year	Club	PASSING													
		G	S	Att.	Comp.	Pct.	Yds.	Yds./Att.	TD	% Int.	% LG	Sack/Yds.	Rtg.		
2005	Tampa Bay	1	1	38	25	65.8	198	5.2	0	0.0	2	5.3	24	3/30	56.7
CAREER TOTALS		1	1	38	25	65.8	198	5.2	0	0.0	2	5.3	24	3/30	56.7

Year	Club	RUSHING					SCORING						
		Att.	Yds.	Avg.	LG	TD	TD	TDr	TDp	TDrt	2pt	Pts.	
2005	Tampa Bay	3	11	3.7	6	1	1	1	0	0	0	0	6
CAREER TOTALS		3	11	3.7	6	1	1	1	0	0	0	0	6

SIMMS' SINGLE-GAME HIGHS

(Postseason in parentheses)

Pass Attempts — 53 at Atlanta, 9/17/06 (38 vs. Washington, 1/7/06). **Pass completions** — 29 vs. Atlanta, 12/24/05 (25 vs. Washington, 1/7/06). **Passing yards** — 313 at Atlanta, 9/17/06 (198 vs. Washington, 1/7/06). **Completion percentage** — 74.1% (20-27) at Carolina, 12/11/05 (65.8% (25-38) vs. Washington, 1/7/06). **Touchdown passes** — 3 vs. Washington, 11/13/05 (none). **Passer rating** — 119.8 vs. Washington, 11/13/05 (56.7 vs. Washington, 1/7/06). **Longest pass completion** — 78t at San Francisco, 10/30/05 (24 vs. Washington, 1/7/06). **Rushing attempts** — 4, twice, last at New Orleans, 12/4/05 (3 vs. Washington, 1/7/06). **Rushing yards** — 18 at San Francisco, 10/30/05 (11 vs. Washington, 1/7/06). **Longest rush** — 12 vs. Seattle, 9/19/04 (6 vs. Washington, 1/7/06). **Rushing touchdowns** — 1 vs. Carolina, 9/24/06 (1 vs. Washington, 1/7/06).

SIMMS' 300-YARD PASSING GAMES (1)

*denotes win (Simms' teams are 0-1 when he records 300 or more yards passing in a game.)

Opponent (Date)	PASSING										RUSHING			
	Att.	Comp.	Yds.	Pct.	TD	INT	LG	S/Yds.	Rtg.	Att.	Yds.	Avg.	LG	TD
at Atlanta (9/17/06)	53	28	313	52.8	0	3	55	1/2	47.1	1	3	3.0	3	0

CHRIS SIMMS' CAREER GAME-BY-GAME

(Victories asterisked)

2004 TAMPA BAY (5-1)															
Opponent	P/S	PASSING										RUSHING			
		Att.	Comp.	Yds.	Pct.	TD	INT	LG	S/Yds.	Rtg.	Att.	Yds.	Avg.	LG	TD
at Was. (9/12)															
vs. Sea. (9/19)	P	32	21	175	65.6	0	1	35	4/20	66.5	4	13	3.3	12	0
at Oak. (9/26)															
vs. Den. (10/3)	P	1	0	0	0.0	0	0	—	0/0	39.6	0	0	0.0	—	0
at N.O. (10/10)*	S	8	5	68	62.5	0	0	22	1/8	89.6	0	0	0.0	—	0
Games 6-9															
vs. S.F. (11/21)*	P	0	0	0	0.0	0	0	—	1/10	0.0	0	0	0.0	—	0
Games 11-15															
at Ari. (1/2)	S	32	16	224	50.0	1	2	75t	4/37	57.3	3	1	0.3	2	0
Regular Season Totals	5/2	73	42	467	57.5	1	3	75t	10/75	64.1	7	14	2.0	12	0

2005 TAMPA BAY (11-5)															
Opponent	P/S	PASSING										RUSHING			
		Att.	Comp.	Yds.	Pct.	TD	INT	LG	S/Yds.	Rtg.	Att.	Yds.	Avg.	LG	TD
Games 1-5															
vs. Mia. (10/16)*	P	10	6	69	60.0	0	0	22	2/24	80.8	0	0	0.0	—	0
at S.F. (10/30)	S	34	21	264	61.8	1	2	78t	5/32	71.2	3	18	6.0	10	0
vs. Car. (11/6)	S	42	25	259	59.5	1	2	50t	6/33	65.5	0	0	0.0	—	0
vs. Was. (11/13)*	S	29	15	279	51.7	3	0	46	0/0	119.8	3	5	1.7	3	0
at Atl. (11/20)	S	19	11	118	57.9	0	1	27	0/0	54.3	3	10	3.3	6	0
vs. Chi. (11/27)	S	30	19	202	63.3	0	0	39	4/34	82.9	1	-1	-1.0	-1	0
at N.O. (12/4)*	S	21	12	123	57.1	1	0	30t	1/8	90.0	4	-3	-0.8	0	0
at Car. (12/11)*	S	27	20	138	74.1	0	0	17	1/5	85.1	1	-1	-1.0	-1	0
at N.E. (12/17)	S	34	21	155	61.8	0	0	22	7/47	72.5	1	-1	-1.0	-1	0
vs. Atl. (12/24)*	S	42	29	285	69.0	2	2	30	2/15	83.9	1	2	2.0	2	0
vs. N.O. (1/1)*	S	25	12	143	48.0	2	0	24	1/7	92.6	2	2	1.0	2	0
Regular Season Totals	11/10	313	191	2,035	61.0	10	7	78t	29/205	81.4	19	31	1.6	10	0
vs. Was. (1/7) ^S	S	38	25	198	65.8	0	2	24	3/30	56.7	3	11	3.7	6	1
Postseason Totals	1/1	38	25	198	65.8	0	2	24	3/30	56.7	3	11	3.7	6	1

SNFC Wild Card Game

2006 TAMPA BAY (4-12)															
Opponent	P/S	PASSING										RUSHING			
		Att.	Comp.	Yds.	Pct.	TD	INT	LG	S/Yds.	Rtg.	Att.	Yds.	Avg.	LG	TD
vs. Bal. (9/10)	S	29	17	133	58.6	0	3	27	2/20	30.5	1	3	3.0	3	0
at Atl. (9/17)	S	53	28	313	52.8	0	3	55	1/2	47.1	1	3	3.0	3	0
vs. Car. (9/24)	S	24	13	139	54.2	1	1	27	1/10	67.9	2	1	0.5	2t	1
Games 4-7															
vs. N.O. (11/5)															
Regular Season Totals	3/3	106	58	585	54.7	1	7	55	4/32	46.3	4	7	1.8	3	1

2008 TENNESSEE (13-3)															
Opponent	P/S	PASSING										RUSHING			
		Att.	Comp.	Yds.	Pct.	TD	INT	LG	S/Yds.	Rtg.	Att.	Yds.	Avg.	LG	TD
vs. Jac. (9/7)*															
Games 2-4															
at Bal. (10/5)*															
Games 6-15															
at Ind. (12/28)	P	2	1	7	50.0	0	0	7	1/10	58.3	0	0	0.0	—	0
Regular Season Totals	1/0	2	1	7	50.0	0	0	7	1/10	58.3	0	0	0.0	—	0
vs. Bal. (1/10) ^T															
Postseason Totals	0/0	0	0	0	0.0	0	0	—	0/0	0.0	0	0	0.0	—	0

†AFC Divisional Playoff Game





BRANDON STOKLEY

6-0 • 192 • 11TH YR. • SOUTHWESTERN LA.

BORN: June 23, 1976, in Blacksburg, Va.

HIGH SCHOOL: Comeaux High School, Lafayette, La.

ACQUIRED: Free Agent, 2007

NFL YEAR: 11th • YEAR WITH BRONCOS: 3rd

NFL GAMES PLAYED/STARTED: 102/33 • POSTSEASON: 12/1

WIDE RECEIVER

14

STOKLEY AT A GLANCE:

- An 11th-year player who enters his third year with the Broncos in 2009 having established himself as one of the most effective slot wide receivers in the NFL.
- Owns eight 100-yard receiving games along with four 40-catch seasons and one 1,000-yard receiving campaign during his NFL career with Denver (2007-08), Indianapolis (2003-06) and Baltimore (1999-2002).
- Played 12 postseason games (1 start) during his career and has two Super Bowl rings as a member of the 2000 Ravens (XXXV) and the 2006 Colts (XLI).
- Totaled at least 40 catches in each of his two seasons (2007-08) with the Broncos and ranks fifth in the NFL in first down percentage on receptions (77.5 / 69-of-89) during that time.
- Helped Indianapolis win the AFC South title during each of his four seasons with the team from 2003-06 as a key part of an offense that led the NFL in passing (17,206 yds. / 268.8 ypg.) during that period.
- Posted career highs in receptions (68), receiving yards (1,077) and receiving touchdowns (10) with the Colts in 2004 to earn third-team All-NFL honors from *USA Today*.
- Started for the Ravens in Super Bowl XXXV during the 2000 season and hauled in a 38-yard touchdown to score the first points of that game against the New York Giants.
- Finished his career at the University of Southwestern Louisiana (since renamed University of Louisiana at Lafayette) ranked ninth in NCAA history in career receiving yards (3,702) and 10th in career receptions (241).
- Joined the Broncos as a free agent on March 22, 2007.
- Selected by Baltimore in the fourth round (105th overall) of the 1999 NFL Draft.

CAREER TRANSACTIONS: Signed by Baltimore as a draft choice 7/29/99; Pl

STOKLEY MOVES THE CHAINS

1ST DOWN PCT., NFL, 2007-08				1ST DOWN PCT. IN A SEASON, DENVER, SINCE 1994			
Player	Rec.	1st	Pct.	Player	Rec.	1st	Pct.
1. Devery Henderson, N.O.	52	43	82.7	1. Brandon Stokley, 2007	40	34	85.0
2. Justin Gage, Ten.	89	73	82.0	2. Rod Smith, 1997	70	54	77.1
3. Sidney Rice, Min.	46	37	80.4	3. Rod Smith, 2000	100	77	77.0
4. Vincent Jackson, S.D.	100	80	80.0	4. Javon Walker, 2006	69	53	76.8
5. Brandon Stokley, Den.	89	69	77.5	5. Anthony Miller, 1994	60	46	76.7

2007: Stokley started a career-high nine games and saw time in 13 contests for the Broncos, leading the club with a 15.9-yard reception average while placing second on the team with 635 receiving yards and third with 40 receptions... Tied for second on Denver with five receiving touchdowns and added a rush for a loss of six yards... Led the AFC and placed second in the NFL in first down percentage on receptions (85.0% / 34-of-40)... Inactive for the final three games of the year due to a knee injury.

2006: Stokley played four games (1 start) for Super Bowl XLI-champion Indianapolis, recording eight catches for 85 yards with one touchdown... Inactive for nine games with ankle and knee injuries before being placed on injured reserve on Dec. 14 with a ruptured Achilles tendon in his right leg.

2005: Stokley played 15 games (4 starts) for Indianapolis, recording 41 catches for 543 yards (13.2 avg.) with one touchdown... Inactive (knee) for the regular-season finale vs. Ari. (1/1) but played in the postseason, totaling a 13-yard catch in an AFC Divisional Playoff Game vs. Pit. (1/15).

2004: Stokley played all 16 games (3 starts) for Indianapolis and posted career bests in receptions (68), receiving yards (1,077) and touchdowns (10) to earn third-team All-NFL honors from *USA Today*... Joined teammates Marvin Harrison and Reggie Wayne as 1,000-yard receivers to make the Colts one of five teams in league history with three 1,000-yard receivers in the same season... Recorded five 100-yard receiving games and had at least one reception in all but one regular-season game... Totaled 10 receptions for 97 yards in two playoff games... Caught Peyton Manning's NFL-record 49th touchdown pass of the year vs. S.D. (12/26).

2003: Stokley played six games (3 starts) for Indianapolis and totaled 22 catches for 211 yards (9.6 avg.) with three touchdowns... Slowed early in the year due to offseason foot surgery and did not make his season debut until the seventh game... Missed another month of action with a concussion... Contributed 11 catches for 223 yards (20.3 avg.) with a team-high three touchdowns in three playoff games... Had four receptions for 144 yards (36.0 avg.) with two touchdowns, including a career-long 87-yarder, in an AFC Wild Card Game vs. Den. (1/4).

2002: Stokley played eight games (5 starts) for Baltimore, posting 24 receptions for 357 yards (14.9 avg.) with two touchdowns... Rushed six times for 31 yards... Placed on injured reserve (foot) on Nov. 26.

2001: Stokley, for the first time in his career, played all 16 games (5 starts) and posted 24 catches for 344 yards (14.3 avg.) with two scores for Baltimore... Had at least one catch in 12 games, making multiple grabs in seven outings... Started the Ravens' first three games... Recorded two catches for 38 yards in two postseason games.

2000: Stokley made 11 catches for 184 yards (16.7 avg.) with two touchdowns in seven games (1 start) for Baltimore... Appeared in all four of the club's postseason contests, totaling seven catches for 91 yards (13.0 avg.) with a score... Hauled in a 38-yard touchdown while starting for Baltimore in its Super Bowl XXXV victory vs. NYG (1/28).

1999: Selected by Baltimore in the fourth round (105th overall) of the 1999 NFL Draft, Stokley had a 28-yard touchdown catch in two games (0 starts) before dislocating his shoulder... Placed on injured reserve on Oct. 25.

COLLEGE: Stokley played 37 career games (26 starts) at the University of Southwestern Louisiana (since renamed the University of Louisiana at Lafayette)... Averaged 100.1 receiving yards per game, posting 241 career receptions for 3,702 yards (15.4 avg.) with 25 touchdowns... Set all of the school's career receiving records and finished ranked ninth in NCAA history in career receiving yards and 10th in career receptions... Became the first player in school history to eclipse the 1,000-yard receiving plateau in a season as he surpassed that benchmark three times during his collegiate career... Limited to four games during his junior campaign due to a knee injury... Set the school's single-season reception record with 81 catches for 1,160 yards with seven scores as a sophomore to earn All-Independent and All-Louisiana first-team recognition... Had 1,121 yards and nine touchdowns on 75 catches to set the NCAA Division I-A freshman record during his redshirt freshman season.

PERSONAL: Stokley played two years (freshman and senior years) of football at Comeaux High School in Lafayette, La.... Made 80 catches for 946 yards (11.8 avg.) to earn all-state honors as a senior... Named all-district G in basketball and baseball... Served as the spokesman for the Meningitis Foundation of America (MFA) in 2004 and has appeared on "celebrity week" on "Wheel of Fortune," earning more than \$40,000 for MFA... A Louisiana native, Stokley assisted the victims of Hurricanes Katrina and Rita by donating clothing, food and supplies to people in the Gulf Region... His father, Nelson, was the football coach at Southwestern Louisiana (currently Louisiana-Lafayette) from 1986-98 after coaching stints at Louisiana State (1968-73), Virginia Tech (1974-77) and Clemson (1980-85)... Married to Lana, and the couple has two sons—Cameron and Carson... Resides in Lafayette, La.... Brandon Stokley was born on June 23, 1976, in Blacksburg, Va.

Did You Know?

The Broncos' record for consecutive wins against NFC clubs is six games, set twice in team history. Denver won six consecutive games against the NFC from 2001-03 and from 1980-81.

STOKLEY'S REGULAR SEASON RECORD

Year	Club	RECEIVING					RUSHING					SCORING						
		G	S	No.	Yds.	Avg.	LG	TD	No. Yds.	Avg.	LG	TD	TD	TDr	2pt	Pts.		
1999	Baltimore	2	0	1	28	28.0	28†	1	0	0	0.0	—	0	1	0	1	0	6
2000	Baltimore	7	1	11	184	16.7	32	2	1	6	6.0	6	0	2	0	2	0	12
2001	Baltimore	16	5	24	344	14.3	46	2	1	1	1.0	1	0	2	0	2	0	12
2002	Baltimore	8	5	24	357	14.9	35†	2	6	31	5.2	14	0	2	0	2	0	12
2003	Indianapolis	6	3	22	211	9.6	37†	3	0	0	0.0	—	0	3	0	3	0	18
2004	Indianapolis	16	3	68	1,077	15.8	69†	10	0	0	0.0	—	0	10	0	10	0	60
2005	Indianapolis	15	4	41	543	13.2	45	1	0	0	0.0	—	0	1	0	1	0	6
2006	Indianapolis	4	1	8	85	10.6	23	1	0	0	0.0	—	0	1	0	1	0	6
2007	Denver	13	9	40	635	15.9	58	5	1	-6	-6.0	-6	0	5	0	5	0	30
2008	Denver	15	2	49	528	10.8	36†	3	0	0	0.0	—	0	3	0	3	0	18
CAREER TOTALS		102	33	288	3,992	13.9	69†	30	9	32	3.6	14	0	30	0	30	0	180
BRONCOS TOTALS		28	11	89	1,163	13.1	58	8	1	-6	-6.0	-6	0	8	0	8	0	48

ADDITIONAL STATISTICS: Miscellaneous tackles — 2001 (4), 2002 (1), 2004 (2), 2005 (2), 2007 (2), 2008 (3), TOTAL (14). Fumbles — 2001 (1 FR), 2004 (2 FR), 2008 (1 FF), TOTAL (3 FR, 1 FF).

STOKLEY'S POSTSEASON RECORD

Year	Club	RECEIVING					RUSHING					SCORING						
		G	S	No.	Yds.	Avg.	LG	TD	No. Yds.	Avg.	LG	TD	TD	TDr	2pt	Pts.		
2000	Baltimore	4	1	7	91	13.0	38†	1	0	0	0.0	—	0	1	0	1	0	6
2001	Baltimore	2	0	2	38	19.0	27	0	0	0	0.0	—	0	0	0	0	0	0
2003	Indianapolis	3	0	11	223	20.3	87†	3	0	0	0.0	—	0	3	0	3	0	18
2004	Indianapolis	2	0	10	97	9.7	21	0	0	0	0.0	—	0	0	0	0	0	0
2005	Indianapolis	1	0	1	13	13.0	13	0	0	0	0.0	—	0	0	0	0	0	0
CAREER TOTALS		12	1	31	462	14.9	87†	4	0	0	0.0	—	0	4	0	4	0	24

STOKLEY'S SINGLE GAME HIGHS

(Postseason in parentheses)

Receptions — 9 at Houston, 12/28/03 (8 at New England, 1/16/05). **Receiving yards** — 153 vs. Tennessee, 12/5/04 (144 vs. Denver, 1/4/04). **Longest reception** — 69† vs. Houston, 11/14/04 (87† vs. Denver, 1/4/04). **Receiving touchdowns** — 3 at Detroit, 11/25/04 (2 vs. Denver, 1/4/04). **Rushes** — 2 at Atlanta, 11/3/02 (none). **Rushing yards** — 14 at Carolina, 9/8/02 (none). **Longest rush** — 14 at Carolina, 9/8/02 (none). **Rushing touchdowns** — None (none).

STOKLEY'S 100-YARD RECEIVING GAMES (8, INCLUDES 1 POSTSEASON)

*denotes win (Stokley's teams are 5-3, including postseason, when he records 100 or more yards receiving in a game.)

Date	Opponent	No.	Yds.	Avg.	LG	TD
1/4/04	vs. Denver*	4	144	36.0	87†	2
9/26/04	vs. Green Bay*	8	110	13.8	34†	2
10/24/04	vs. Jacksonville	7	112	16.0	38	0
11/14/04	vs. Houston*	5	132	26.4	69†	2
12/26/04	vs. San Diego*	7	123	17.6	30	1
12/5/04	vs. Tennessee*	8	153	19.1	37	1
12/24/05	at Seattle	5	122	24.4	45	0
12/2/07	at Oakland	3	102	34.0	58	0

BRANDON STOKLEY'S CAREER GAME-BY-GAME

(Victories asterisked)

1999 BALTIMORE (8-8)			RECEIVING					SCORING	
Date	Opponent	P/S	No.	Yds.	Avg.	LG	TD	2pt.	Pts.
Sep 12	at St. Louis	P	1	28	28.0	28†	1	0	6
Sep 19	vs. Pittsburgh								
Sep 26	vs. Cleveland*								
Games 4-5									
Oct 21	vs. Kansas City	P	0	0	0.0	—	0	0	0
Oct 31	vs. Buffalo								
PLACED ON INJURED RESERVE (SHOULDER) 10/25/99									
Regular Season Totals			2/0	1	28	28.0	28	1	6

2000 BALTIMORE (12-4)			RECEIVING					SCORING	
Date	Opponent	P/S	No.	Yds.	Avg.	LG	TD	2pt.	Pts.
Games 1-2									
Sep 17	at Miami								
Games 4-9									
Nov 5	at Cincinnati*	P	1	14	14.0	14†	1	0	6
Nov 12	at Tennessee*	P	1	15	15.0	15	0	0	0
Nov 19	vs. Dallas*	P	1	32	32.0	32	0	0	0
Nov 26	vs. Cleveland*	P	4	68	17.0	29	0	0	0
Dec 10	vs. San Diego*	P	4	55	13.8	22†	1	0	6
Dec 17	at Arizona*	P	0	0	0.0	—	0	0	0
Dec 24	vs. N.Y. Jets*	S	0	0	0.0	—	0	0	0
Regular Season Totals			7/1	11	184	16.7	32	2	12

Dec 31	vs. Denver* [§]	P	0	0	0.0	—	0	0	0
Jan 7	at Tennessee* [†]	P	1	8	8.0	8	0	0	0
Jan 14	at Oakland* [‡]	P	3	31	10.3	14	0	0	0
Jan 28	at N.Y. Giants* ^{\$}	S	3	52	17.3	38†	1	0	6
Postseason Totals			4/1	7	91	13.0	38†	1	6

§AFC Wild Card Playoff Game; †AFC Divisional Playoff Game; ‡AFC Championship Game; \$Super Bowl XXXV

2001 BALTIMORE (10-6)			RECEIVING					SCORING		
Date	Opponent	P/S	No.	Yds.	Avg.	LG	TD	2pt.	Pts.	
Sep 9	vs. Chicago*	S	2	22	11.0	12	0	0	0	
Sep 23	at Cincinnati	S	2	19	9.5	11	0	0	0	
Sep 30	at Denver*	S	1	3	3.0	3	0	0	0	
Oct 7	vs. Tennessee*	P	0	0	0.0	—	0	0	0	
Oct 14	at Green Bay	P	3	38	12.7	20	0	0	0	
Oct 21	at Cleveland	S	5	68	13.6	20	0	0	0	
Oct 28	vs. Jacksonville*	P	0	0	0.0	—	0	0	0	
Nov 4	at Pittsburgh*	P	0	0	0.0	—	0	0	0	
Nov 12	at Tennessee*	S	1	18	18.0	18	0	0	0	
Nov 18	vs. Cleveland	P	1	21	21.0	21t	1	0	6	
Nov 25	at Jacksonville*	P	1	17	17.0	17	0	0	0	
Dec 2	vs. Indianapolis*	P	2	42	21.0	31	0	0	0	
Dec 16	vs. Pittsburgh	P	3	23	7.7	11	1	0	6	
Dec 23	vs. Cincinnati*	P	1	23	23.0	23	0	0	0	
Dec 29	at Tampa Bay	P	0	0	0.0	—	0	0	0	
Jan 7	vs. Minnesota*	P	2	50	25.0	46	0	0	0	
Regular Season Totals			16/5	24	344	14.3	46	2	0	12
Jan 13	at Miami* [§]	P	1	11	11.0	11	0	0	0	
Jan 20	at Pittsburgh†	P	1	27	27.0	27	0	0	0	
Postseason Totals			2/0	2	38	19.0	27	0	0	0

§AFC Wild Card Playoff Game; †AFC Divisional Playoff Game

2002 BALTIMORE (7-9)			RECEIVING					SCORING		
Date	Opponent	P/S	No.	Yds.	Avg.	LG	TD	2pt.	Pts.	
Sep 8	at Carolina	S	6	83	13.8	22	0	0	0	
Sep 15	vs. Tampa Bay	P	4	57	14.3	25	0	0	0	
Sep 30	vs. Denver*	S	2	35	17.5	32	0	0	0	
Oct 6	at Cleveland*	S	4	78	19.5	35t	2	0	12	
Oct 13	at Indianapolis									
Oct 20	vs. Jacksonville*	P	1	10	10.0	10	0	0	0	
Oct 27	vs. Pittsburgh	P	4	50	12.5	17	0	0	0	
Nov 3	at Atlanta	S	2	11	5.5	7	0	0	0	
Nov 10	vs. Cincinnati*	S	1	33	33.0	33	0	0	0	
Games 10-11										
Dec. 1	at Cincinnati*									
Regular Season Totals			8/5	24	357	14.9	35t	2	0	12

PLACED ON INJURED RESERVE (FOOT) 11/26/02

2003 INDIANAPOLIS (12-4)			RECEIVING					SCORING		
Date	Opponent	P/S	No.	Yds.	Avg.	LG	TD	2pt.	Pts.	
Games 1-4										
Games 5-6										
Oct 26	vs. Houston*	P	0	0	0.0	—	0	0	0	
Nov 2	at Miami*	P	3	34	11.3	20	0	0	0	
Games 9-12										
Dec 7	at Tennessee*	P	2	10	5.0	5	0	0	0	
Dec 14	vs. Atlanta*	S	7	95	13.6	37t	2	0	12	
Dec 21	vs. Denver	S	1	5	5.0	5	0	0	0	
Dec 28	at Houston*	S	9	67	7.4	11	1	0	6	
Regular Season Totals			6/3	22	211	9.6	37t	3	0	18
Jan 4	vs. Denver* [§]	P	4	144	36.0	87t	2	0	12	
Jan 11	at Kansas City* [†]	P	4	57	14.3	29t	1	0	6	
Jan 18	at New England [#]	P	3	22	7.3	12	0	0	0	
Postseason Totals			3/0	11	223	20.3	87t	3	0	18

§AFC Wild Card Playoff Game; †AFC Divisional Playoff Game; #AFC Championship Game

2004 INDIANAPOLIS (12-4)			RECEIVING					SCORING		
Date	Opponent	P/S	No.	Yds.	Avg.	LG	TD	2pt.	Pts.	
Sep 9	at New England	P	4	77	19.3	45	1	0	6	
Sep 19	at Tennessee*	S	2	27	13.5	14	0	0	0	
Sep 26	vs. Green Bay*	P	8	110	13.8	34t	2	0	12	
Oct 3	at Jacksonville*	P	8	97	12.1	17	0	0	0	
Oct 10	vs. Oakland*	P	3	41	13.7	25	0	0	0	
Oct 24	vs. Jacksonville	P	7	112	16.0	38	0	0	0	
Oct 31	at Kansas City	P	2	35	17.5	21	0	0	0	
Nov 8	vs. Minnesota*	P	2	34	17.0	20	0	0	0	
Nov 14	vs. Houston*	P	5	132	26.4	69t	2	0	12	
Nov 21	at Chicago*	P	1	7	7.0	7	0	0	0	
Nov 25	at Detroit*	P	5	57	11.4	25t	3	0	18	
Dec 5	vs. Tennessee*	S	8	153	19.1	37	1	0	6	
Dec 12	at Houston*	S	3	54	18.0	34	0	0	0	
Dec 19	vs. Baltimore*	P	3	18	6.0	7	0	0	0	
Dec 26	vs. San Diego*	P	7	123	17.6	30	1	0	6	
Jan 2	at Denver	P	0	0	0.0	—	0	0	0	
Regular Season Totals			16/3	68	1,077	15.8	69t	10	0	60
Jan 9	vs. Denver* [§]	P	2	33	16.5	21	0	0	0	
Jan 16	at New England†	P	8	64	8.0	13	0	0	0	
Postseason Totals			2/0	10	97	9.7	21	0	0	0

§AFC Wild Card Playoff Game; †AFC Divisional Playoff Game

2005 INDIANAPOLIS (14-2)			RECEIVING					SCORING		
Date	Opponent	P/S	No.	Yds.	Avg.	LG	TD	2pt.	Pts.	
Sep 11	at Baltimore*	P	7	83	11.9	28	0	0	0	
Sep 18	vs. Jacksonville*	S	2	24	12.0	20	0	0	0	
Sep 25	vs. Cleveland*	P	1	9	9.0	9	0	0	0	
Oct 2	at Tennessee*	P	0	0	0.0	—	0	0	0	
Oct 9	at San Francisco*	P	6	59	9.8	18	0	0	0	
Oct 17	vs. St. Louis*	S	4	38	9.5	16	0	0	0	
Oct 23	at Houston*	S	1	24	24.0	24	0	0	0	
Nov 7	at New England*	P	4	34	8.5	13	0	0	0	
Nov 13	vs. Houston*	S	6	73	12.2	23	1	0	6	
Nov 20	at Cincinnati*	P	2	40	20.0	24	0	0	0	
Nov 28	vs. Pittsburgh*	P	1	8	8.0	8	0	0	0	
Dec 4	vs. Tennessee*	P	0	0	0.0	—	0	0	0	
Dec 11	at Jacksonville*	P	0	0	0.0	—	0	0	0	
Dec 18	vs. San Diego	P	2	29	14.5	24	0	0	0	
Dec 24	at Seattle	P	5	122	24.4	45	0	0	0	
Jan 1	vs. Arizona*									
Regular Season Totals			15/4	41	543	13.2	45	1	0	6
Jan 15	vs. Pittsburgh†	P	1	13	13.0	13	0	0	0	
Postseason Totals			1/0	1	13	13.0	13	0	0	0

†AFC Divisional Playoff Game

2006 INDIANAPOLIS (12-4)			RECEIVING					SCORING		
Date	Opponent	P/S	No.	Yds.	Avg.	LG	TD	2pt.	Pts.	
Sep 10	at N.Y. Giants*									
Sep 17	vs. Houston*	P	1	10	10.0	10t	1	0	6	
Games 3-4										
Oct 8	vs. Tennessee*	P	5	57	11.4	23	0	0	0	
Games 6-11										
Dec 3	at Tennessee	P	1	8	8.0	8	0	0	0	
Dec 10	at Jacksonville	S	1	10	10.0	10	0	0	0	
Dec 18	vs. Cincinnati*									
Regular Season Totals			4/1	8	85	10.6	23	1	0	6

PLACED ON INJURED RESERVE (RIGHT ACHILLES TENDON) 12/14/06

2007 DENVER (7-9)			RECEIVING					SCORING		
Date	Opponent	P/S	No.	Yds.	Avg.	LG	TD	2pt.	Pts.	
Sep 9	at Buffalo*	P	3	65	21.7	34	0	0	0	
Sep 16	vs. Oakland*	P	3	43	14.3	23	1	0	6	
Sep 23	vs. Jacksonville	P	3	36	12.0	16	0	0	0	
Sep 30	at Indianapolis	S	2	20	10.0	12	0	0	0	
Oct 7	vs. San Diego	S	1	14	14.0	14	0	0	0	
Oct 21	vs. Pittsburgh*	S	5	70	14.0	17	1	0	6	
Oct 29	vs. Green Bay	P	5	71	14.2	22	0	0	0	
Nov 4	at Detroit	S	4	32	8.0	18	1	0	6	
Nov 11	at Kansas City*	S	2	36	18.0	23	0	0	0	
Nov 19	vs. Tennessee*	S	3	75	25.0	48t	1	0	6	
Nov 25	at Chicago	S	5	50	10.0	15	0	0	0	
Dec 2	at Oakland	S	3	102	34.0	58	0	0	0	
Dec 9	vs. Kansas City*	S	1	21	21.0	21t	1	0	6	
Games 14-16										
Regular Season Totals			13/9	40	635	15.9	58	5	0	30

2008 DENVER (8-8)			RECEIVING					SCORING		
Date	Opponent	P/S	No.	Yds.	Avg.	LG	TD	2pt.	Pts.	
Sep 8	at Oakland*	P	2	25	12.5	13	0	0	0	
Sep 14	vs. San Diego*	P	3	47	15.7	20	0	0	0	
Sep 21	vs. New Orleans*	P	3	29	9.7	17	0	0	0	
Sep 28	at Kansas City	P	7	80	11.4	32	0	0	0	
Oct 5	vs. Tampa Bay*	P	6	52	8.7	11	1	0	6	
Oct 12	vs. Jacksonville	P	3	29	9.7	14	1	0	6	
Oct 20	at New England									
Nov 2	vs. Miami	P	2	18	9.0	11	0	0	0	
Nov 6	at Cleveland*	P	2	16	8.0	9	0	0	0	
Nov 16	at Atlanta*	P	3	26	8.7	12	0	0	0	
Nov 23	vs. Oakland	P	5	44	8.8	14	0	0	0	
Nov 30	at N.Y. Jets*	S	2	44	22.0	36t	1	0	6	
Dec 7	vs. Kansas City*	S	2	19	9.5	16	0	0	0	
Dec 14	at Carolina	P	2	20	10.0	11	0	0	0	
Dec 21	vs. Buffalo	P	3	32	10.7	13	0	0	0	
Dec 28	at San Diego	P	4	47	11.8	17	0	0	0	
Regular Season Totals			15/2	49	528	10.8	36t	3	0	18

Did You Know?

The Broncos have had at least one player selected to the Pro Bowl during each of the last 28 seasons (since 1981).



MARCUS THOMAS

6-3 • 316 • 3RD YR. • FLORIDA

BORN: Sept. 23, 1985, in Yokosuka, Japan

HIGH SCHOOL: Mandarin High School, Jacksonville, Fla.

ACQUIRED: Draft #4 (121st overall), 2007

NFL YEAR: 3rd • YEAR WITH BRONCOS: 3rd

NFL GAMES PLAYED/STARTED: 32/21



79

DEFENSIVE LINE

THOMAS AT A GLANCE:

- A third-year defensive lineman who has not missed a game in two seasons with the Broncos, including the 2008 campaign in which he was a 16-game starter.
- Registered a career-high 57 tackles (35 solo), which led the defensive line, and had one interception in 2008 as one of two Denver defenders (CB Dré Bly) to start all 16 games.
- Saw time in all 16 games (5 starts) for the Broncos as a rookie in 2007, totaling 30 tackles (17 solo) and one interception.
- Is the only defensive tackle in the NFL to post at least one interception in each of the last two years, and his two career interceptions tie for second in Broncos history among defensive linemen.
- Started 30 career games during four seasons at the University of Florida and recorded consecutive 12-start campaigns for the Gators from 2004-05.
- Registered at least four sacks in each of his final three seasons at Florida and received honorable mention All-Southeastern Conference recognition as a junior.
- Selected by the Broncos in the fourth round (121st overall) of the 2007 NFL Draft.

CAREER TRANSACTIONS: Signed by Denver as a draft choice 7/11/07.



2008: Thomas started all 16 games for Denver and totaled 57 tackles (35 solo), one interception (11 yds.) and one pass breakup... Led the Broncos' defensive line in tackles... Joined cornerback Dré Bly as one of two Broncos defenders to start all 16 games... Intercepted Jeff Garcia vs. T.B. (10/5) for his second career interception that tied him for second in Denver history for interceptions by a defensive lineman (DE Ed Cooke had a team-record three interceptions from 1964-65)... Had a career-high seven tackles (5 solo) on *Monday Night Football* at N.E. (10/20).

2007: Selected by the Broncos in the fourth round (121st overall) of the 2007 NFL Draft, Thomas played all 16 games (5 starts) as a rookie, totaling 30 tackles (17 solo), one interception (-2 yds.), one pass breakup and one fumble recovery... Started each of Denver's final four games... Intercepted Josh McCown vs. Oak. (9/16).

COLLEGE: Thomas played 41 career games (30 starts) at the University of Florida, totaling 157 tackles (93 solo), 14 sacks (85 yds.), two pass breakups and two forced fumbles... Registered at least four sacks in each of his final three seasons at Florida... Named a preseason All-American and a preseason All-Southeastern Conference choice as a senior while appearing on the watch lists for the Bednarik Award, Lombardi Award and Outland Trophy... Member of Head Coach Urban Meyer's leadership committee... Received honorable mention All-SEC accolades as a junior who started all 12 games... Named to the *Knoxville News-Sentinel's* All-Freshman Team.

PERSONAL: Thomas was a *SuperPrep* All-American as a senior at Mandarin High School in Jacksonville, Fla.... Added first-team Class 6A all-state honors as a senior, leading Mandarin with 30 sacks, a total that was two shy of the state single-season record... Played sparingly at fullback during his senior season and had a 100-yard rushing performance... Contributed 80 tackles and 15 sacks as a junior... Can do a standing backflip, which he learned as a youth participating in gymnastics... Majored in anthropology at Florida... Marcus Thomas was born on Sept. 23, 1985, in Yokosuka, Japan.

THOMAS' REGULAR SEASON RECORD

Year	Club	G	S	UT	A	TT	S-Yds.	I-Yds.	PD	FF	FR	TD-Int.	TD-FR	S	Pts.
2007	Denver	16	5	17	13	30	0-0	1--2	1	0	1	0	0	0	0
2008	Denver	16	16	35	22	57	0-0	1-11	1	0	0	0	0	0	0
CAREER TOTALS		32	21	52	35	87	0-0	2-9	2	0	1	0	0	0	0

THOMAS' SINGLE GAME HIGHS

(Postseason in parentheses)

Sacks — None (none). **Sack yards** — None (none). **Interceptions** — 1, twice, last vs. Tampa Bay, 10/5/08 (none). **Interception return yards** — 11 vs. Tampa Bay, 10/5/08 (none).

MARCUS THOMAS' CAREER GAME-BY-GAME

(Victories asterisked)

2007 DENVER (7-9)		TACKLES													
Date	Opponent	P/S	UT	A	TT	S-Yds.	I-Yds.	PD	FF	FR					
Sep 9	at Buffalo*	P	1	1	2	0-0	0-0	0	0	0					
Sep 16	vs. Oakland*	P	1	0	1	0-0	1-2	1	0	0					
Sep 23	vs. Jacksonville	P	1	0	1	0-0	0-0	0	0	0					
Sep 30	at Indianapolis	P	2	2	4	0-0	0-0	0	0	0					
Oct 7	vs. San Diego	P	1	1	2	0-0	0-0	0	0	0					
Oct 21	vs. Pittsburgh*	S	0	2	2	0-0	0-0	0	0	0					
Oct 29	vs. Green Bay	P	1	0	1	0-0	0-0	0	0	0					
Nov 4	at Detroit	P	0	0	0	0-0	0-0	0	0	0					
Nov 11	at Kansas City*	P	2	1	3	0-0	0-0	0	0	0					
Nov 19	vs. Tennessee*	P	2	1	3	0-0	0-0	0	0	0					
Nov 25	at Chicago	P	0	1	1	0-0	0-0	0	0	0					
Dec 2	at Oakland	P	0	1	1	0-0	0-0	0	0	0					
Dec 9	vs. Kansas City*	S	1	1	2	0-0	0-0	0	0	0					
Dec 13	at Houston	S	1	0	1	0-0	0-0	0	0	0					
Dec 24	at San Diego	S	3	1	4	0-0	0-0	0	0	1					
Dec 30	vs. Minnesota*	S	1	1	2	0-0	0-0	0	0	0					
Regular Season Totals			16/5	17	13	30	0-0	1--2	1	0	1				

2008 DENVER (8-8)		TACKLES													
Date	Opponent	P/S	UT	A	TT	S-Yds.	I-Yds.	PD	FF	FR					
Sep 8	at Oakland*	S	1	1	2	0-0	0-0	0	0	0					
Sep 14	vs. San Diego*	S	0	1	1	0-0	0-0	0	0	0					
Sep 21	vs. New Orleans*	S	2	1	3	0-0	0-0	0	0	0					
Sep 28	at Kansas City*	S	5	1	6	0-0	0-0	0	0	0					
Oct 5	vs. Tampa Bay*	S	2	2	4	0-0	1-11	1	0	0					
Oct 12	vs. Jacksonville	S	2	3	5	0-0	0-0	0	0	0					
Oct 20	at New England	S	5	2	7	0-0	0-0	0	0	0					
Nov 2	vs. Miami	S	2	1	3	0-0	0-0	0	0	0					
Nov 6	at Cleveland*	S	1	0	1	0-0	0-0	0	0	0					
Nov 16	at Atlanta*	S	2	1	3	0-0	0-0	0	0	0					
Nov 23	vs. Oakland	S	3	1	4	0-0	0-0	0	0	0					
Nov 30	at N.Y. Jets*	S	1	1	2	0-0	0-0	0	0	0					
Dec 7	vs. Kansas City*	S	1	2	3	0-0	0-0	0	0	0					
Dec 14	at Carolina	S	2	3	5	0-0	0-0	0	0	0					
Dec 21	vs. Buffalo	S	2	1	3	0-0	0-0	0	0	0					
Dec 28	at San Diego	S	4	1	5	0-0	0-0	0	0	0					
Regular Season Totals			16/16	35	22	57	0-0	1-11	1	0	0				



RYAN TORAIN

6-1 • 225 • 2ND YR. • ARIZONA STATE

BORN: Aug. 10, 1986, in Topeka, Kan.

HIGH SCHOOL: Shawnee Mission N.W. H.S., Shawnee Mission, Kan.

ACQUIRED: Draft #5a (139th overall), 2008

NFL YEAR: 2nd • YEAR WITH BRONCOS: 2nd

NFL GAMES PLAYED/STARTED: 2/1



42

RUNNING BACK

TORAIN AT A GLANCE:

- A second-year running back who totaled 15 carries for 69 yards (4.6 avg.) with one touchdown in two games (1 start) for Denver in 2008 during a rookie season that was cut short due to injuries.
- Made his first career start for Denver on *Thursday Night Football* at Cleveland (11/6/08), totaling 12 rushes for 68 yards (5.7 avg.) with one touchdown in the first half before suffering a torn anterior cruciate ligament in his left knee that ended his season.
- Inactive for the first seven games of his rookie season in 2008 while recovering from a left elbow injury suffered during a training camp practice.
- Averaged 93.8 rushing yards per game and 5.4 yards per carry while posting seven 100-yard rushing outings in 19 career games (14 starts) during two seasons at Arizona State University after transferring from Butler Community College (El Dorado, Kan.).
- Totaled the fourth-highest single-season rushing output in Pacific-10 Conference history by a player in his debut year with 1,229 rushing yards for the Sun Devils as a junior to earn second-team all-conference honors.
- Selected by the Broncos in the fifth round (139th overall) of the 2008 NFL Draft.

CAREER TRANSACTIONS: Signed by Denver as a draft choice 7/9/08; Placed on injured reserve (left anterior cruciate ligament) by Denver 11/10/08.



2008: Selected by the Broncos in the fifth round (139th overall) of the 2008 NFL Draft, Torain played two games (1 start) as a rookie and rushed 15 times for 69 yards (4.6 avg.) with one touchdown... Suffered an injury to his left elbow on Aug. 6 during training camp and was inactive for the first seven games of the year while recovering... Made his NFL debut vs. Mia. (11/2)... Started for the first time on *Thursday Night Football* at Cle. (11/6), rushing 12 times for 68 yards (5.7 avg.) with one touchdown in the first half before suffering a torn anterior cruciate ligament in his left knee... Placed on injured reserve by Denver on Nov. 10.

COLLEGE: Torain played 19 career games (14 starts) in two seasons at Arizona State University after transferring from Butler Community College (El Dorado, Kan.)... Totaled 333 career rushes for 1,782 yards (5.4 avg.) with 12 touchdowns to go along with 25 receptions for 305 yards (12.2 avg.) and five scores at Arizona State... Averaged 93.8 rushing yards per game for the Sun Devils... Missed the final seven contests of his senior season due to a fractured toe but averaged 92.2 rushing yards per game, totaling 553 yards (110 carries, 5.0 avg.) in six starts... Recorded the fourth-highest single-season rushing output in Pacific-10 Conference history by a player in his debut season with 1,229 yards on 223 carries (5.5 avg.) with seven touchdowns as a junior... Received second-team All-Pac-10 Conference accolades as a junior... Played 18 games (10 starts) during two seasons at Butler Community College, rushing for 1,396 yards on 228 carries (6.1 avg.) with 20 touchdowns... Received second-team All-Jayhawk Community College Conference honors as a freshman, helping Butler advance to the national championship game and earn a No. 2 national ranking.

PERSONAL: Torain attended Shawnee Mission Northwest High School in Shawnee Mission, Kan., where he rushed for more than 1,600 yards as a senior to earn first-team All-Class 6A honors... Also tabbed first-team All-League as its leading rusher... Scored five touchdowns in the first half of a game... Lettered twice each in basketball and track during his prep career... Majored in education and sociology at Arizona State... Ryan Torain was born on Aug. 10, 1986, in Topeka, Kan.

TORAIN'S REGULAR SEASON RECORD

Year	Club	RUSHING							RECEIVING					SCORING						
		G	S	No.	Yds.	Avg.	LG	TD	No.	Yds.	Avg.	LG	TD	TD	TDr	TDp	TDrT	2pt	Pts.	
2008	Denver	2	1	15	69	4.6	19	1	0	0	0.0	—	0	1	1	0	0	0	0	6
CAREER TOTALS		2	1	15	69	4.6	19	1	0	0	0.0	—	0	1	1	0	0	0	6	

TORAIN'S SINGLE GAME HIGHS


(Postseason in parentheses)

Rushes — 12 at Cleveland, 11/6/08 (none). **Rushing yards** — 68 at Cleveland, 11/6/08 (none). **Longest rush** — 19 at Cleveland, 11/6/08 (none). **Rushing touchdowns** — 1 at Cleveland, 11/6/08 (none). **Receptions** — None (none). **Receiving yards** — None (none). **Longest reception** — None (none). **Receiving touchdowns** — None (none).

RYAN TORAIN'S CAREER GAME-BY-GAME

(Victories asterisked)

2008 DENVER (8-8)		RUSHING							RECEIVING					SCORING				
Date	Opponent	P/S	No.	Yds.	Avg.	LG	TD	No.	Yds.	Avg.	LG	TD	TD	TDr	TDp	TDrT	2pt	Pts.
Games 1-7																		
INACTIVE																		
Nov 2	vs. Miami	P	3	1	0.3	3	0	0	0	0.0	—	0	0	0	0	0	0	0
Nov 6	at Cleveland*	S	12	68	5.7	19	1	0	0	0.0	—	0	0	0	0	0	0	6
Nov 16	at Atlanta*	PLACED ON INJURED RESERVE (LEFT ANTERIOR CRUCIATE LIGAMENT) 11/10/08																
Regular Season Totals		2/1	15	69	4.6	19	1	0	0	0.0	—	0	0	0	0	0	0	6



DARIUS WALKER

5-II • 220 • 3RD YR. • NOTRE DAME

BORN: Oct. 21, 1985, in Atlanta


HIGH SCHOOL: Buford High School, Buford, Ga.

ACQUIRED: Free Agent, 2009

NFL YEAR: 3rd • YEAR WITH BRONCOS: 1st

NFL GAMES PLAYED/STARTED: 4/2

RUNNING BACK



34

WALKER AT A GLANCE:

- A third-year running back who appeared in four games (2 starts) with Houston as a rookie in 2007 before seeing time on the rosters of the Texans and Rams last season.
- Competed on both Houston's practice squad and active roster as well as the Rams' practice squad in 2008 but did not appear in a game for the season.

- Averaged 4.6 yards per rush (58-264, 1 TD) with the Texans as a rookie in 2007, appearing in the club's final four games (2 starts) that year after beginning the campaign on its practice squad.
- Ranked third among NFL rookies in rushing yards (264) in December of 2007.
- Totaled the fourth-most career rushing yards (3,249) in University of Notre Dame history during his three seasons playing for the Fighting Irish.
- Set a Notre Dame single-season record for receptions (56) by a running back as a junior in 2006 and finished his career with the most career receptions (109) by a running back in school history.
- Joined the Broncos as a free agent on May 8, 2009.
- Entered the NFL with Houston as a college free agent on May 10, 2007.



CAREER TRANSACTIONS: Signed by Houston as a college free agent 5/10/07; Waived by Houston 7/23/07; Signed by Houston 7/30/07; Waived by Houston 9/1/07; Signed by Houston (practice squad) 9/3/07; Signed by Houston (active roster) 11/20/07; Waived by Houston 8/30/08; Signed by Houston (practice squad) 9/1/08; Signed by Houston (active roster) 9/11/08; Waived by Houston 10/25/08; Signed by St. Louis (practice squad) 11/4/08; Waived by St. Louis 11/11/08; Signed by Houston (practice squad) 11/25/08; Signed by Denver 5/8/09.

2008: Walker saw time on the Texans' practice squad and active roster as well as the Rams' practice squad but did not appear in a game... Competed in training camp with Houston and began the year on its practice squad before he was signed to its active roster on Sept. 11... Dressed but did not play in five games with the Texans before he was waived on Oct. 25... Competed on the Rams' practice squad for one week from Nov. 4-Nov. 11... Finished the year on Houston's practice squad after he was signed on Nov. 25.

2007: Walker, who entered the NFL with Houston as a college free agent on May 10, played four games (2 starts) with the Texans as a rookie and totaled 58 carries for 264 yards (4.6 avg.) with one touchdown along with 13 receptions for 81 yards (6.2 avg.)... Ranked second on the Texans in rushing yards... Ran for a career-high 86 yards on 10 carries (8.6 avg.) while posting his first NFL touchdown in a start vs. Jac. (12/30)... Saw time in the Texans' final four games after he was signed to their active roster from their practice squad on Nov. 20... Placed third among NFL rookies in rushing yards (264) for December.

COLLEGE: Walker appeared in 36 career games (27 starts) in three seasons at the University of Notre Dame, where he became the sixth player in school history to lead the Fighting Irish in rushing for three consecutive seasons... Finished his collegiate career ranked fourth in Notre Dame annals in rushing yards (3,249) and third in rushing attempts (693)... Set a school single-season record for receptions (56) by a running back as a junior in 2006 and totaled the most career receptions (109-816, 7.5 avg., 3 TDs) by a running back in school annals... Posted the third-best rushing yards per game average (90.3) for a career in school history... Recorded 15 100-yard rushing games along with 26 touchdowns (23 rushing, 3 receiving) for his career... Registered 255 carries for 1,267 yards (5.0 avg.) with seven touchdowns as a junior.

PERSONAL: Walker attended Buford High School in Buford High School in Buford, Ga., where he was named the Georgia prep player of the year by the *Atlanta Journal-Constitution* as a senior... Totaled 5,675 rushing yards and 91 touchdowns in his career, including 46 touchdowns as a senior that broke Herschel Walker's single-season state record of 42... Majored in marketing at Notre Dame... Darius A'Dunte Walker was born on Oct. 21, 1985, in Atlanta.

WALKER'S REGULAR SEASON RECORD

Year	Club	RUSHING							RECEIVING					SCORING					
		G	S	No.	Yds.	Avg.	LG	TD	No.	Yds.	Avg.	LG	TD	TD	TDr	TDp	TDrT	2pt	Pts.
2007	Houston	4	2	58	264	4.6	41	1	13	81	6.2	9	0	1	1	0	0	0	6
2008	Hou./Stl.	0	0	0	0	0.0	—	0	0	0.0	—	0	0	0	0	0	0	0	0
CAREER TOTALS		4	2	58	264	4.6	41	1	13	81	6.2	9	0	1	1	0	0	0	6

WALKER'S SINGLE GAME HIGHS

(Postseason in parentheses)

Rushes — 19 at Indianapolis, 12/23/07 (none). **Rushing yards** — 86 vs. Jacksonville, 12/30/07 (none). **Longest rush** — 41 vs. Jacksonville, 12/30/07 (none). **Rushing touchdowns** — 1 vs. Jacksonville, 12/30/07 (none). **Receptions** — 6, twice, last at Indianapolis, 12/23/07 (none). **Receiving yards** — 44 at Indianapolis, 12/23/07 (none). **Longest reception** — 9 at Indianapolis, 12/23/07 (none). **Receiving touchdowns** — None (none).

DARIUS WALKER'S CAREER GAME-BY-GAME

(Victories asterisked)

2007 HOUSTON (8-8)		RUSHING							RECEIVING					SCORING				
Date	Opponent	P/S	No.	Yds.	Avg.	LG	TD	No.	Yds.	Avg.	LG	TD	TD	TDr	TDp	TDrT	2pt	Pts.
Games 1-10																		
PRACTICE SQUAD																		
Games 11-12																		
INACTIVE																		
Dec 9	vs. Tampa Bay*	P	16	46	2.9	9	0	6	35	5.8	8	0	8	0	0	0	0	0
Dec 13	vs. Denver*	S	13	66	5.1	14	0	1	2	2.0	2	0	2	0	0	0	0	0
Dec 23	at Indianapolis	S	19	66	3.5	16	0	6	44	7.3	9	0	9	0	0	0	0	0
Dec 30	vs. Jacksonville*	P	10	86	8.6	41	1	0	0	0.0	—	0	0	0	0	0	0	6
Regular Season Totals		4/2	58	264	4.6	41	1	13	81	6.2	9	0	9	0	0	0	0	6



CASEY WIEGMANN
 6-2 • 285 • 14TH YR. • IOWA
 BORN: July 20, 1973, in Parkersburg, Iowa
 HIGH SCHOOL: Aplington-Parkersburg H.S., Parkersburg, Iowa
 ACQUIRED: Unrestricted Free Agent (Kansas City), 2008
 NFL YEAR: 14th • YEAR WITH BRONCOS: 2nd
 NFL GAMES PLAYED/STARTED: 179/152 • POSTSEASON: 2/2

CENTER




WIEGMANN AT A GLANCE:

- A 14th-year center who enters his second season with the Broncos in 2009 having played every possible regular season and postseason offensive snap (8,046) since early in the 2001 campaign, marking the longest active streak among NFL offensive linemen.
- Started 127 consecutive games since 2001 with Kansas City (2001-07) and Denver (2008) that represent the longest active starts streak among NFL centers and the third-longest such streak among league offensive linemen.
- Spent seven seasons (2001-07) with Kansas City before earning his first career Pro Bowl selection with the Broncos in 2008 after helping Denver tie for first in the NFL in fewest sacks allowed (12) and rank second in the league in total yards (6,333).
- Blocked for a Chiefs offense that ranked second in the NFL in total offense (40,042 yds.), first in rushing touchdowns (154) and sixth in rushing offense (14,377 yds.) from 2001-07.
- Helped Kansas City total five individual 1,000-yard rushing seasons (all above 1,400 yds.) during his time with the club.
- Cleared the way for Chiefs running back Larry Johnson to rank second in the NFL in rushing in 2006 (franchise-record 1,789 yds.) and contributed to Kansas City rusher Priest Holmes setting an NFL single-season record for rushing touchdowns (27) in 2003.
- Played four seasons (1997-2000) with Chicago after seeing time with the Jets (1996-97) and Colts (1996) to begin his NFL career.
- Earned honorable mention All-Big Ten Conference accolades as a senior at the University of Iowa.
- Joined the Broncos as an unrestricted free agent on March 24, 2008.
- Entered the NFL with Indianapolis as a college free agent on April 24, 1996.

CAREER TRANSACTIONS: Signed by Indianapolis as a college free agent 4/24/96; Waived by Indianapolis 8/25/96; Signed by Indianapolis (practice squad) 8/26/96; Signed by Indianapolis (active roster) 9/10/96; Waived by Indianapolis 9/23/96; Signed by Indianapolis (practice squad) 9/25/96; Signed by N.Y. Jets (active roster) 10/29/96; Waived by N.Y. Jets 9/23/97; Claimed off waivers by Chicago 9/24/97; Signed by Kansas City as an unrestricted free agent 3/21/01; Signed by Denver as an unrestricted free agent 3/24/08.



2008: Wiegmann earned his first career trip to the Pro Bowl in his first season with the Broncos, starting all 16 games for the seventh consecutive year while playing all 1,019 offensive snaps... Extended his consecutive starts streak to 127 games and his consecutive snaps played streak to 8,046 dating back to 2001... Helped Denver tie for first in the NFL with 12 sacks allowed that marked a franchise record... Blocked for a Broncos offense that ranked second in the league in yards per game (395.8) with 6,333 total yards that represented the second-best season total in club history... Blocked for quarterback Jay Cutler, who earned Pro Bowl honors... Helped Denver rank third in the league in yards per rush (4.8) despite placing an NFL-high seven running backs on injured reserve.

2007: Wiegmann started all 16 games at center for Kansas City for the sixth year in a row... Named to the *USA Today* 'All-Joe' Team for the sixth year in a row.

2006: Wiegmann started all 16 regular-season games and one postseason contest at center for Kansas City, receiving *USA Today* 'All-Joe' honors for the fifth consecutive year... Centered an offensive line that opened holes for Larry Johnson to become the third player in NFL history to total 1,750 or more rushing yards in back-to-back seasons with his 1,789 yards ranking second in the league and marking a club single-season record.

2005: Wiegmann started all 16 games at center for Kansas City for the fourth year in a row... Received *USA Today* 'All Joe' honors for the fourth consecutive season... Helped the Chiefs lead the NFL in total offense (387.0 ypg.) and Larry Johnson rank third in the league in rushing (1,750 yds.).

2004: Wiegmann started all 16 contests at center for Kansas City, earning his third consecutive spot on the *USA Today* 'All-Joe' Team... Anchored the blocking unit on a Kansas City squad that led the NFL in total offense...

62's TROPHY CASE

Pro Bowl Selections (1)2008

WIEGMANN'S START STREAK

LONGEST ACTIVE STARTS STREAKS, NFL OLS				LONGEST ACTIVE START STREAKS, NFL CENTERS		
Player	Pos.	Starts	Years	Player	Starts	Years
1. Jon Runyan, Phi./Ten.	Tackle	192	1997-Pres.	1. Casey Wiegmann, Den./K.C.	127	2001-Pres.
2. Jeff Backus, Det.	Tackle	128	2001-Pres.	2. Todd McClure, Atl.	112	2002-Pres.
3. Casey Wiegmann, Den./K.C.	Center	127	2001-Pres.	3. Olin Kreutz, Chi.	102	2002-Pres.

Part of a Chiefs offensive front that cleared the way for an NFL single-game record eight rushing touchdowns vs. Atl. (10/24).

2003: Wiegmann started at center in all 16 regular-season games and one postseason contest for the Chiefs, earning a spot on the *USA Today* 'All-Joe' Team for the second year in a row... Helped Priest Holmes set an NFL record with 27 rushing touchdowns... Also played an integral role on a Kansas City offense that registered a league-best and club-record 484 points during the season.

2002: Wiegmann started at center in all 16 games for the first time in his career with Kansas City... Was named to the *USA Today* 'All-Joe' Team for his efforts... Anchored an offensive line that helped Priest Holmes establish a single-season franchise record with 1,615 rushing yards... Part of a Chiefs offense that led the NFL in scoring (29.2 ppg.) and ranked second in the league in yards (375.0 ypg.).

2001: Wiegmann started the Chiefs' final 15 games at center after missing the opener vs. Oak. (9/9) following appendectomy surgery that was performed on Aug. 27... Cleared the way for Priest Holmes to total an NFL-best 1,555 rushing yards.

2000: Wiegmann played all 16 games (10 starts) for the third consecutive year with Chicago... Started nine times at center and once at right guard.

1999: Wiegmann played all 16 games (0 starts) for Chicago... Served as the club's backup center and played on special teams.

1998: Wiegmann saw action at center in all 16 games (15 starts) for Chicago... Contributed on special teams during the year.

1997: Wiegmann competed in training camp with the New York Jets and played three games (0 starts) for the club before he was waived on Sept. 23... Claimed by Chicago the next day and saw reserve action in one game (0 starts) for the Bears... Made his NFL debut with the Jets on special teams at Sea. (8/31).

1996: Wiegmann, who entered the NFL with Indianapolis as a college free agent on April 24, opened the season with a two-week stint on the Colts' practice squad before being promoted to their active roster on Sept. 10... Returned to the Colts' practice squad on Sept. 25... Signed by the Jets to their active roster on Oct. 29 but did not see any game action with the club.

COLLEGE: Wiegmann started 27 career games as a center at the University of Iowa... Collected honorable mention All-Big Ten Conference accolades as a senior, starting every game as one of four co-captains for the Hawkeyes... Was named the team's co-MVP and won the Offensive Coaches Hustle Award as a senior.

PERSONAL: Wiegmann played center, defensive end, kicker and punter under legendary coach Ed Thomas at Aplington-Parkersburg High School in Parkersburg, Iowa... Was a four-sport letterman (football, baseball, basketball and track) at the school... Established a school record with 17 career sacks... Spearheaded a fundraising effort by the Broncos that assisted in raising more than \$50,000 to help rebuild his high school after it was devastated by a tornado on May 25, 2008... Served as an intern for the Legacy Financial Group during the 2005-06 off-seasons... Worked as co-chairman for the Chiefs First Downs for Down Syndrome program, which raised \$250,000 annually based on the production of the Chiefs' offensive line, and is involved with the Denver chapter... Mother, Brenda, was featured in a 2003 ESPN piece by Kenny Mayne highlighting the football tradition in Parkersburg, Iowa... Majored in sociology at Iowa... Married to Danni, and the couple has one son, Bo... Casey Peter Wiegmann was born on July 20, 1973.

WIEGMANN'S REGULAR SEASON RECORD


Year	Club	G	S
1996	NYJ/Ind.	0	0
1997	Chi./NYJ	4	0
1998	Chicago	16	15
1999	Chicago	16	0
2000	Chicago	16	10
2001	Kansas City	15	15
2002	Kansas City	16	16
2003	Kansas City	16	16
2004	Kansas City	16	16
2005	Kansas City	16	16
2006	Kansas City	16	16
2007	Kansas City	16	16
2008	Denver	16	16
CAREER TOTALS		179	152
BRONCOS TOTALS		16	16

ADDITIONAL STATISTICS: Miscellaneous tackles — 1998 (2), 2000 (1), 2001 (1), 2002 (1), 2003 (1), 2004 (2), 2006 (1), 2007 (2), 2008 (2), TOTAL (13). Fumbles — 1998 (1 FR), 2000 (1 FR), 2004 (1 FR), TOTAL (3 FR). Returned one kickoff 8 yards at Arizona (10/11/98) and one kickoff 2 yards vs. Seattle (9/19/99).



WIEGMANN'S POSTSEASON RECORD

Year	Club	G	S
2003	Kansas City	1	1
2006	Kansas City	1	1
CAREER TOTALS		2	2

ADDITIONAL STATISTICS: Miscellaneous tackles — 2006 (1), TOTAL (1).



D.J. WILLIAMS
 6-1 • 242 • 6TH YR. • MIAMI
 BORN: July 20, 1982, in Sacramento, Calif.
 HIGH SCHOOL: De La Salle High School, Concord, Calif.
 ACQUIRED: Draft #1 (17th overall), 2004
 NFL YEAR: 6th • YEAR WITH BRONCOS: 6th
 NFL GAMES PLAYED/STARTED: 75/70 • POSTSEASON: 3/3

INSIDE LINEBACKER

WILLIAMS AT A GLANCE:

- A sixth-year linebacker who has started at least 11 games in each of his first five professional seasons for the Broncos while playing at the weakside, middle and strongside linebacker positions.
- Owns 20 10-tackle games and three 100-tackle seasons for his career, including a career-best 170 stops (121 solo) in 2007 that were the highest total by a Bronco in five seasons.
- Leads the AFC and ranks second in the NFL in tackles per game (8.7) during the last two seasons according to press box totals.
- Started for the Broncos at weakside linebacker in 2004 and '08, strongside linebacker from 2005-06 and middle linebacker in 2007.
- Ranked sixth in the league with 8.5 tackles per game in 2008 after leading the AFC (second in the NFL) with 141 total tackles in 2007 according to press box totals.
- Did not miss a regular-season game or a playoff contest in his first four seasons (2004-07) with Denver as its only defender to see time in all 67 Broncos contests during that period.
- Became the first rookie in Broncos history to lead the club in tackles with 114 stops in 2004 en route to finishing third in Associated Press NFL Defensive Rookie of the Year voting and earning *Pro Football Weekly*/PFWA All-Rookie honors that season.
- Chosen twice (2002-03) as a Butkus Award semifinalist at the University of Miami, where he was a two-time first-team All-Big East Conference choice who helped the Hurricanes to a national championship victory as a sophomore.
- Selected by the Broncos in the first round (17th overall) of the 2004 NFL Draft.

CAREER TRANSACTIONS: Signed by Denver as a draft choice 7/28/04.



2008: Williams, who was voted a team captain, returned to the weakside linebacker position for the first time since his rookie season and played 11 games (all starts) for Denver, finishing second on the team with 103 tackles (83 solo)... Notched a career-high 2.5 sacks (13 yds.), one pass breakup and one fumble recovery... Ranked sixth in the NFL in tackles per game (8.5 / 93 total) according to press box statistics... Started Denver's first eight games, recording double-digit tackle totals in five of those contests, before suffering a left knee injury vs. Mia. (11/2) and missing the next five games (Games 9-13)... Tied for the NFL lead in tackles (77) at the time of the injury according to press box totals... Had a career-high 17 tackles (13 solo) vs. N.O. (9/21)... Earned ESPN.com's AFC West Player of the Week honors after registering a team-high 16 tackles (13 solo) vs. T.B. (10/5).

2007: Williams, in his first season playing middle linebacker, started all 16 games for the first time in his career and led the Broncos with a career-high 170 tackles (121 solo)... Added one sack (14 yds.), one interception (0 yds.), four pass breakups, three forced fumbles (second most on the team) and two fumble recoveries... Posted

WILLIAMS AMONG NFL'S LEADING TACKLERS

MOST TACKLES PER GAME, NFL, 2007-08 (PRESS BOX TOTALS)

Player	G	TT	UT	AT	Tack/G
1. Patrick Willis, S.F.	32	315	245	70	9.8
2. D.J. Williams, Den.	27	234	174	60	8.7
3. Jon Beason, Car.	32	275	214	61	8.6
4. D'Qwell Jackson, Cle.	30	255	170	85	8.5
5. London Fletcher, Was.	32	262	197	65	8.2

WILLIAMS TURNS IN OUTSTANDING ROOKIE SEASON

2004 NFL DEFENSIVE ROOKIE OF THE YEAR VOTING (ASSOCIATED PRESS)

Player	Team	Votes	Drafted	College
1. Jonathan Vilma, LB	N.Y. Jets	21	Rd. 1 (12)	Miami (Fla.)
2. Dunta Robinson, CB	Houston	12	Rd. 1 (10)	South Carolina
3. D.J. Williams, LB	Denver	7	Rd. 1 (17)	Miami (Fla.)
4. Sean Taylor, S	Washington	3	Rd. 1 (5)	Miami (Fla.)
5. Jared Allen, DE	Kansas City	2	Rd. 4 (126)	Idaho State

at least a share of Denver's tackle lead in 11 games... Registered the highest tackle total (170) by a Bronco since 2002 (LB Al Wilson, 199)... Credited with an AFC-best 141 tackles (106 solo) according to press box figures with that total ranking second in the NFL... Whistled for only one penalty (5 yds.) all season.

2006: Williams posted 86 tackles (69 solo), one sack (8 yds.), three pass breakups and two forced fumbles in 16 games (15 starts) for the Broncos... Played at the strongside position... Made a season-high 10 tackles (7 solo) and broke up two passes on *Sunday Night Football* at N.E. (9/24).

2005: Williams placed sixth on the Broncos with 68 tackles (44 solo) while adding five pass breakups and one forced fumble in 16 games (14 starts) at strongside linebacker... Key part of a Denver team that won the AFC West title and advanced to the AFC Championship Game... Helped the club rank second in the NFL against the run (85.2 ypg.) and tie for third in the league in scoring defense (16.1 ppg.)... Contributed two tackles and one forced fumble on special teams... Placed second on the club with 17 tackles (10 solo) while adding half a sack (3.5 yds.) in two playoff games, including 10 stops (5 solo) and half a sack in the AFC Championship Game vs. Pit. (1/22).

2004: Selected by the Broncos in the first round (17th overall) of the 2004 NFL Draft, Williams played 16 games (14 starts) at weakside linebacker and totaled 114 tackles (82 solo), two sacks (13 yds.), one interception (10 yds.), nine pass breakups and one forced fumble... Finished third in the Associated Press' NFL Defensive Rookie of the Year voting and received *Pro Football Weekly*/PFWA All-Rookie recognition... Became the first Broncos rookie in club history to own the team's outright lead in tackles for the season... Ranked fifth on the club with eight special-teams tackles... Recorded seven tackles (5 solo) in an AFC Wild Card Game at Ind. (1/9)... Was the only rookie in the league to receive AFC Defensive Player of the Week accolades (Wk. 16 at Tennessee) and also earned NFL Defensive Rookie of the Month honors for December, becoming the first Bronco in club history to receive that honor.

COLLEGE: Williams was a three-year starter at the University of Miami, playing 47 career games (34 starts) and totaling 241 tackles (124 solo), 10 sacks (58 yds.), 28 tackles for losses (92 yds.), four forced fumbles, one fumble recovery and 10 pass breakups... Started his collegiate career at fullback and totaled 18 career rushes for 142 yards (7.9 avg.) with two touchdowns while catching 12 passes for 153 yards (11.9 avg.)... Blossomed into one of the best players in the country at linebacker, finishing his senior year in 2003 as a semifinalist for the Butkus Award (nation's top linebacker) for the second consecutive year and earning a selection to the All-America Dream Team (*The NFL Draft Report*)... Named third-team All-America by the Associated Press and first-team All-Big East Conference as a senior... Was a semifinalist for the Butkus Award and a first-team All-Big East selection as a junior... Helped Miami capture the national championship as a sophomore with a Rose Bowl win against Nebraska... Played as a reserve fullback in 2000 during his freshman campaign before switching to linebacker.

PERSONAL: Williams earned *USA Today* Defensive Player of the Year honors and was regarded as the top defensive player in the nation at De La Salle High School (Concord, Calif.), one of the top prep programs in the country... Helped his team post a combined 36-0 record and was part of the school's national-record 151-game winning streak that was snapped in 2004... Rated as the top player in the nation by *SuperPrep* as well as the No. 1 prospect on the Far West Team... Listed as the National Defensive MVP, Western Region MVP and No. 1 linebacker on *PrepStar's* 1999 Top-100 Dream Team... Tabbed a *SuperPrep* All-American and recorded 130 career tackles (87 solo) and six sacks while rushing for 1,974 yards... Broke the school record for touchdowns in a season with 42 (33 rushing, 5 receiving, 3 punt return and 1 kickoff return)... John Madden spoke at De La Salle's football banquet and commented that Williams was the only player he had ever seen who could make the jump from high school to the NFL... Majored in liberal arts at Miami... Son of Sherri Gonzalez and Genos D. Williams Sr.... D.J. Williams was born on July 20, 1982, in Sacramento, Calif.

WILLIAMS' REGULAR SEASON RECORD

Year	Club	G	S	UT	A	TT	S-Yds.	I-Yds.	PD	FF	FR	TD-Int.	TD-FR	S	Pts.
2004	Denver	16	14	82	32	114	2-13	1-10	9	1	0	0	0	0	0
2005	Denver	16	14	44	24	68	0-0	0-0	5	1	0	0	0	0	0
2006	Denver	16	15	69	17	86	1-8	0-0	3	2	0	0	0	0	0
2007	Denver	16	16	121	49	170	1-14	1-0	4	3	2	0	0	0	0
2008	Denver	11	11	83	20	103	2.5-13	0-0	1	0	1	0	0	0	0
CAREER TOTALS		75	70	399	142	541	6.5-48	2-10	22	7	3	0	0	0	0

ADDITIONAL STATISTICS: Special teams tackles — 2004 (8), 2005 (2), TOTAL (10). Special teams fumbles — 2005 (1 FF), TOTAL (1 FF).

WILLIAMS' POSTSEASON RECORD

Year	Club	G	S	UT	A	TT	S-Yds.	I-Yds.	PD	FF	FR	TD-Int.	TD-FR	S	Pts.
2004	Denver	1	1	5	2	7	0-0	0-0	1	0	0	0	0	0	0
2005	Denver	2	2	10	7	17	0.5-3.5	0-0	0	0	0	0	0	0	0
CAREER TOTALS		3	3	15	9	24	0.5-3.5	0-0	1	0	0	0	0	0	0

WILLIAMS' SINGLE GAME HIGHS

(Postseason in parentheses)

Sacks — 1, six times, last vs. Tampa Bay, 10/5/08 (0.5 vs. Pittsburgh, 1/22/06). **Sack yards** — 14 at Buffalo, 9/9/07 (3.5 vs. Pittsburgh, 1/22/06). **Interceptions** — 1, twice, last vs. Pittsburgh, 10/21/07 (none). **Interception return yards** — 10 at Tennessee, 12/25/04 (none).

D.J. WILLIAMS' CAREER GAME-BY-GAME

(Victories asterisked)

2004 DENVER (10-6)										
TACKLES										
Date	Opponent	P/S	UT	A	TT	S-Yds.	I-Yds.	PD	FF	FR
Sep 12	vs. Kansas City*	S	7	0	7	0-0	0-0	1	0	0
Sep 19	at Jacksonville	S	2	2	4	1-7	0-0	0	0	0
Sep 26	vs. San Diego*	S	2	3	5	0-0	0-0	0	0	0
Oct 3	at Tampa Bay*	S	8	1	9	0-0	0-0	0	0	0
Oct 10	vs. Carolina*	S	5	1	6	0-0	0-0	0	0	0
Oct 17	at Oakland*	S	5	3	8	0-0	0-0	0	0	0
Oct 25	at Cincinnati	S	4	3	7	0-0	0-0	1	0	0
Oct 31	vs. Atlanta	S	4	3	7	0-0	0-0	1	0	0
Nov 7	vs. Houston*	P	4	2	6	0-0	0-0	1	0	0
Nov 21	at New Orleans*	S	2	1	3	0-0	0-0	0	0	0
Nov 28	vs. Oakland	P	5	2	7	0-0	0-0	1	0	0
Dec 5	at San Diego	S	10	3	13	0-0	0-0	1	0	0
Dec 12	vs. Miami*	S	8	3	11	0-0	0-0	0	0	0
Dec 19	at Kansas City	S	8	1	9	1-6	0-0	0	1	0
Dec 25	at Tennessee*	S	5	2	7	0-0	1-10	3	0	0
Jan 2	vs. Indianapolis*	S	3	2	5	0-0	0-0	0	0	0
Regular Season Totals	16/14		82	32	114	2-13	1-10	9	1	0
Jan 9	at Indianapolis§	S	5	2	7	0-0	0-0	1	0	0
Postseason Totals	1/1		5	2	7	0-0	0-0	1	0	0


§AFC Wild Card Playoff Game

2005 DENVER (13-3)										
TACKLES										
Date	Opponent	P/S	UT	A	TT	S-Yds.	I-Yds.	PD	FF	FR
Sep 11	at Miami	S	4	1	5	0-0	0-0	0	0	0
Sep 18	vs. San Diego*	S	4	1	5	0-0	0-0	0	0	0
Sep 26	vs. Kansas City*	S	0	0	0	0-0	0-0	0	0	0
Oct 2	at Jacksonville*	S	1	2	3	0-0	0-0	0	0	0
Oct 9	vs. Washington*	S	2	2	4	0-0	0-0	0	0	0
Oct 16	vs. New England*	S	3	1	4	0-0	0-0	2	0	0
Oct 23	at N.Y. Giants	S	4	2	6	0-0	0-0	0	0	0
Oct 30	vs. Philadelphia*	P	4	1	5	0-0	0-0	1	0	0
Nov 13	at Oakland*	P	4	2	6	0-0	0-0	0	0	0
Nov 20	vs. N.Y. Jets*	S	1	2	3	0-0	0-0	0	0	0
Nov 24	at Dallas*	S	7	3	10	0-0	0-0	0	0	0
Dec 4	at Kansas City	S	4	0	4	0-0	0-0	0	0	0
Dec 11	vs. Baltimore*	S	0	3	3	0-0	0-0	0	0	0
Dec 17	at Buffalo*	S	3	1	4	0-0	0-0	0	1	0
Dec 24	vs. Oakland*	S	0	2	2	0-0	0-0	1	0	0
Dec 31	at San Diego*	S	3	1	4	0-0	0-0	1	0	0
Regular Season Totals	16/14		44	24	68	0-0	0-0	5	1	0
Jan 14	vs. New England*†	S	5	2	7	0-0	0-0	0	0	0
Jan 22	vs. Pittsburgh#	S	5	5	10	0.5-3.5	0-0	0	0	0
Postseason Totals	2/2		10	7	17	0.5-3.5	0-0	0	0	0

†AFC Divisional Playoff Game; #AFC Championship Game

2006 DENVER (9-7)										
TACKLES										
Date	Opponent	P/S	UT	A	TT	S-Yds.	I-Yds.	PD	FF	FR
Sep 10	at St. Louis	S	4	0	4	0-0	0-0	0	0	0
Sep 17	vs. Kansas City*	S	2	2	4	0-0	0-0	0	1	0
Sep 24	at New England*	S	7	3	10	0-0	0-0	2	0	0
Oct 9	vs. Baltimore*	S	3	3	6	0-0	0-0	0	0	0
Oct 15	vs. Oakland*	S	8	1	9	0-0	0-0	0	0	0
Oct 22	at Cleveland*	S	4	2	6	0-0	0-0	0	0	0
Oct 29	vs. Indianapolis	S	4	1	5	0-0	0-0	0	0	0
Nov 5	at Pittsburgh*	S	7	0	7	0-0	0-0	1	0	0
Nov 12	at Oakland*	S	2	1	3	0-0	0-0	0	0	0
Nov 19	vs. San Diego	S	1	0	1	0-0	0-0	0	0	0
Nov 23	at Kansas City	S	5	0	5	0-0	0-0	0	0	0
Dec 3	vs. Seattle	P	3	1	4	0-0	0-0	0	0	0
Dec 10	at San Diego	S	8	1	9	0-0	0-0	0	0	0
Dec 17	at Arizona*	S	3	1	4	0-0	0-0	0	0	0
Dec 24	vs. Cincinnati*	S	0	0	0	0-0	0-0	0	0	0
Dec 31	vs. San Francisco	S	8	1	9	1-8	0-0	0	1	0
Regular Season Totals	16/15		69	17	86	1-8	0-0	3	2	0

2007 DENVER (7-9)										
TACKLES										
Date	Opponent	P/S	UT	A	TT	S-Yds.	I-Yds.	PD	FF	FR
Sep 9	at Buffalo*	S	5	5	10	1-14	0-0	0	0	0
Sep 16	vs. Oakland*	S	5	4	13	0-0	0-0	0	0	0
Sep 23	vs. Jacksonville	S	10	4	14	0-0	0-0	0	0	0
Sep 30	at Indianapolis	S	13	2	15	0-0	0-0	0	0	0
Oct 7	vs. San Diego	S	3	1	4	0-0	0-0	0	0	0
Oct 21	vs. Pittsburgh*	S	8	6	14	0-0	1-0	1	0	0
Oct 29	vs. Green Bay	S	7	0	7	0-0	0-0	0	0	0
Nov 4	at Detroit	S	7	2	9	0-0	0-0	0	1	1
Nov 11	at Kansas City*	S	5	5	12	0-0	0-0	0	0	0
Nov 19	vs. Tennessee*	S	5	2	7	0-0	0-0	0	1	0
Nov 25	at Chicago	S	10	1	11	0-0	0-0	0	0	0
Dec 2	at Oakland	S	12	4	16	0-0	0-0	0	0	1
Dec 9	vs. Kansas City*	S	4	3	7	0-0	0-0	1	0	0
Dec 13	at Houston	S	6	4	10	0-0	0-0	1	0	0
Dec 24	at San Diego	S	11	2	13	0-0	0-0	1	0	0
Dec 30	vs. Minnesota*	S	6	2	8	0-0	0-0	0	1	0
Regular Season Totals	16/16		121	49	170	1-14	1-0	4	3	2
2008 DENVER (8-8)										
TACKLES										
Date	Opponent	P/S	UT	A	TT	S-Yds.	I-Yds.	PD	FF	FR
Sep 8	at Oakland*	S	4	2	6	1-9	0-0	0	0	0
Sep 14	vs. San Diego*	S	5	0	5	0-0	0-0	0	0	0
Sep 21	vs. New Orleans*	S	15	2	17	0-0	0-0	0	0	0
Sep 28	at Kansas City	S	5	1	6	0-0	0-0	0	0	0
Oct 5	vs. Tampa Bay*	S	13	3	16	1-0	0-0	1	0	0
Oct 12	vs. Jacksonville	S	8	3	11	0-0	0-0	0	0	1
Oct 20	at New England	S	13	2	15	0.5-4	0-0	0	0	0
Nov 2	vs. Miami	S	7	3	10	0-0	0-0	0	0	0
Games 9-13					INACTIVE					
Dec 14	at Carolina	S	3	1	4	0-0	0-0	0	0	0
Dec 21	vs. Buffalo	S	3	1	4	0-0	0-0	0	0	0
Dec 28	at San Diego	S	7	2	9	0-0	0-0	0	0	0
Regular Season Totals	11/11		83	20	103	2.5-13	0-0	1	0	1



JACK WILLIAMS

5-9 • 183 • 2ND YR. • KENT STATE

BORN: March 27, 1985, in Norfolk, Va.


HIGH SCHOOL: Booker T. Washington High School, Norfolk, Va.

ACQUIRED: Draft #4b (119th overall), 2008

NFL YEAR: 2nd • YEAR WITH BRONCOS: 2nd

NFL GAMES PLAYED/STARTED: 14/0

CORNERBACK



26

WILLIAMS AT A GLANCE:

- A second-year cornerback who played 14 games as a rookie with Denver in 2008, totaling nine defensive tackles while tying for sixth on the club with five special-teams stops.
- Registered 20 takeaways (13 interceptions, 7 fumble recoveries) in 44 career games (37 starts) at Kent State University.
- Finished his career at Kent State tied for third in school history with 13 interceptions while registering a school-record two interceptions returned for touchdowns, including a 99-yard scoring return in the first game of his collegiate career during the 2004 season opener at Iowa.
- Posted a personal-best 93 tackles (70 solo) and three interceptions as a senior at Kent State, starting 11 games and earning second-team All-Mid-American Conference honors.
- Tied for first in the nation with five forced fumbles and had eight takeaways (4 interceptions, 4 fumble recoveries) as a junior at Kent State.
- Selected by the Broncos in the fourth round (119th overall) of the 2008 NFL Draft.

CAREER TRANSACTIONS: Signed by Denver as a draft choice 7/22/08.

2008: Selected by the Broncos in the fourth round (119th overall) of the 2008 NFL Draft, Williams played 14 games (0 starts) as a rookie and had nine tackles (all solo) on defense... Tied for sixth on the team with five special-teams stops (all on kickoff coverage)... Saw time on defense in seven games, registering a career-high four tackles at Atl. (11/16)... Inactive for the final two games... Totaled two interceptions (121 yds.) in the preseason, including an 89-yard touchdown return at Ari. (8/29).

COLLEGE: Williams totaled 245 tackles (167 solo), 13 interceptions (209 yds.), three sacks (26 yds.), 25 pass breakups, seven forced fumbles and seven fumble recoveries in 44 career games (37 starts) at Kent State University... Finished his career tied for third in school history with 13 interceptions... Returned a school-record

two interceptions for scores in his career... Earned second-team All-Mid-American Conference honors as a senior, starting 11 games and registering a personal-best 93 tackles (70 solo) along with three interceptions... Tied for first in the nation with five forced fumbles and had eight takeaways (4 interceptions, 4 fumble recoveries) as a junior, receiving Kent State's Defensive Back of the Year and Special Teams Player of the Year awards... Named Kent State's Defensive Back of the Year as a sophomore... Redshirted as a true freshman at Kent State.

PERSONAL: Williams received all-state honors as a senior at Booker T. Washington High School in Norfolk, Va.... Also picked up all-region and all-Tidewater accolades during his final prep season... Twice named all-district and lettered three times as a defensive back while also seeing time as a wide receiver... Posted 10 interceptions and 10 touchdowns as a senior... Earned "Elite Flash" status for his prowess in weightlifting, speed and agility in offseason drills at Kent State... Received a bachelor's degree in sports management from Kent State... Jack Williams was born on March 27, 1985, in Norfolk, Va.

WILLIAMS' REGULAR SEASON RECORD


Year	Club	G	S	UT	A	TT	S-Yds.	I-Yds.	PD	FF	FR	TD-Int.	TD-FR	S	Pts.
2008	Denver	14	0	9	0	9	0-0	0-0	0	0	0	0	0	0	0
CAREER TOTALS		14	0	9	0	9	0-0	0-0	0	0	0	0	0	0	0

ADDITIONAL STATISTICS: Special teams tackles — 2008 (5), TOTAL (5).

JACK WILLIAMS' CAREER GAME-BY-GAME

(Victories asterisked)

2008 DENVER (8-8)		TACKLES														
Date	Opponent	P/S	UT	A	TT	S-Yds.	I-Yds.	PD	FF	FR						
Sep 8	at Oakland*	P	0	0	0	0-0	0-0	0	0	0						
Sep 14	vs. San Diego*	P	0	0	0	0-0	0-0	0	0	0						
Sep 21	vs. New Orleans*	P	0	0	0	0-0	0-0	0	0	0						
Sep 28	at Kansas City	P	2	0	2	0-0	0-0	0	0	0						
Oct 5	vs. Tampa Bay*	P	0	0	0	0-0	0-0	0	0	0						
Oct 12	vs. Jacksonville	P	0	0	0	0-0	0-0	0	0	0						
Oct 20	at New England	P	2	0	2	0-0	0-0	0	0	0						
Nov 2	vs. Miami	P	0	0	0	0-0	0-0	0	0	0						
Nov 6	at Cleveland*	P	0	0	0	0-0	0-0	0	0	0						
Nov 16	at Atlanta*	P	4	0	4	0-0	0-0	0	0	0						
Nov 23	vs. Oakland	P	0	0	0	0-0	0-0	0	0	0						
Nov 30	at N.Y. Jets*	P	0	0	0	0-0	0-0	0	0	0						
Dec 7	vs. Kansas City*	P	1	0	1	0-0	0-0	0	0	0						
Dec 14	at Carolina	P	0	0	0	0-0	0-0	0	0	0						
Games 15-16			INACTIVE													
Regular Season Totals			14/0	9	0	9	0-0	0-0	0	0	0					



MATTHEW WILLIS

6-0 • 190 • 2ND YR. • UCLA

BORN: April 13, 1984, in Dallas


HIGH SCHOOL: Servite High School, Anaheim, Calif.

ACQUIRED: Free Agent, 2008

NFL YEAR: 2nd • YEAR WITH BRONCOS: 1st

NFL GAMES PLAYED/STARTED: 5/0

WIDE RECEIVER

WILLIS AT A GLANCE:

- A second-year wide receiver who spent the final week of the 2008 season on Denver's practice squad after a brief stint on Baltimore's practice squad early in the year.
- Saw time in five games for the Ravens as a rookie in 2007, totaling one tackle on special teams along with an 11-yard reception.
- Began his rookie season on the Ravens' practice squad in 2007 before seeing time in five of the club's final seven games that year.
- Played two seasons of football at UCLA after competing on its track team and finished his Bruins career with 24 receptions for 248 yards (10.3 avg.) with three touchdowns in 21 games (3 starts).
- Joined the Broncos as a practice-squad signee on Dec. 23, 2008.
- Entered the NFL with Baltimore as a college free agent on May 4, 2007.

CAREER TRANSACTIONS: Signed by Baltimore as a college free agent 5/4/07; Waived by Baltimore 9/1/07; Signed by Baltimore (practice squad) 9/3/07; Signed by Baltimore (active roster) 10/6/07; Waived by Baltimore 10/8/07; Signed by Baltimore (practice squad) 10/10/07; Signed by Baltimore (active roster) 11/14/07; Waived by Baltimore 8/30/08; Signed by Baltimore (practice squad) 9/1/08; Waived by Baltimore 9/16/08; Signed by Denver (practice squad) 12/23/08.



2008: Willis spent the final week of the year on Denver's practice squad after signing with the club on Dec. 23... Competed in training camp with Baltimore and was signed to its practice squad on Sept. 1... Waived by the Ravens on Sept. 16 and was out of the NFL until joining the Broncos late in the year.

2007: Willis, who entered the NFL with Baltimore as a college free agent on May 4, made an 11-yard catch and one special-teams tackle for the Ravens in five games (0 starts)... Registered his first career reception vs. Ind. (12/9) and had one special-teams tackle at Sea. (12/23)... Began the season on the Ravens' practice squad before he was signed to their active roster on Oct. 6... Waived by Baltimore on Oct. 8 and rejoined its practice squad on Oct. 10... Signed to the Ravens' active roster on Nov. 14 and made his NFL debut vs. Cle. (11/18).

COLLEGE: Willis played two seasons of football at UCLA, joining the team for spring drills in February 2005 after competing in track at the school... Played 21 career games (3 starts) for the Bruins, totaling 24 receptions for 248 yards (10.3 avg.) with three touchdowns... Saw time in 13 games (3 starts) as a senior and had 21 catches for 219 yards (10.4 avg.) with two scores.

PERSONAL: Willis played football during his freshman and sophomore seasons at Servite High School in Anaheim, Calif., where he also lettered in track and soccer... Received second-team All-Orange County honors in soccer as a senior... Earned junior All-America accolades in the 400-meter hurdles and won the CIF Division III 300-meter hurdles championship while placing second in the state meet... Competed on the USA Junior National track team at the Junior Pan Am Games in Barbados in 2003... Majored in sociology at UCLA... Matthew Anthony Willis was born on April 13, 1984, in Dallas.

WILLIS' REGULAR SEASON RECORD

Year	Club	G	S	No.	RECEIVING				SCORING				
					Yds.	Avg.	LG	TD	TD	TDr	TDp	TDrt	2pt.
2007	Baltimore	5	0	1	11	11.0	11	0	0	0	0	0	0
2008	Den./Bal.	PRACTICE SQUAD											
CAREER TOTALS		5	0	1	11	11.0	11	0	0	0	0	0	0
BRONCOS TOTALS		0	0	0	0	0.0	—	0	0	0	0	0	0

ADDITIONAL STATISTICS: Special teams tackles — 2007 (1), TOTAL (1).

WILLIS' SINGLE GAME HIGHS


(Postseason in parentheses)

Receptions — 1 vs. Indianapolis, 12/9/07 (none). **Receiving yards** — 11 vs. Indianapolis, 12/9/07 (none). **Longest reception** — 11 vs. Indianapolis, 12/9/07 (none). **Receiving touchdowns** — None (none).

MATT WILLIS' CAREER GAME-BY-GAME

(Victories asterisked)

2007 BALTIMORE (5-11)		RECEIVING							SCORING		
Date	Opponent	P/S	No.	Yds.	Avg.	LG	TD	2pt. Pts.			
Games 1-4			PRACTICE SQUAD								
Oct 7	at San Francisco*		DID NOT PLAY								
Games 6-9			PRACTICE SQUAD								
Nov 18	vs. Cleveland	P	0	0	0.0	—	0	0	0		
Nov 25	at San Diego	P	0	0	0.0	—	0	0	0		
Dec 3	vs. New England		DID NOT PLAY								
Dec 9	vs. Indianapolis	P	1	11	11.0	11	0	0	0		
Dec 16	at Miami		DID NOT PLAY								
Dec 23	at Seattle	P	0	0	0.0	—	0	0	0		
Dec 30	vs. Pittsburgh*	P	0	0	0.0	—	0	0	0		
Regular Season Totals			5/0	1	11	11.0	11	0	0		



WESLEY WOODYARD

6-0 • 222 • 2ND YR. • KENTUCKY

BORN: July 21, 1986, in LaGrange, Ga.



HIGH SCHOOL: LaGrange High School, LaGrange, Ga.

ACQUIRED: College Free Agent, 2008

NFL YEAR: 2nd • YEAR WITH BRONCOS: 2nd

NFL GAMES PLAYED/STARTED: 16/6

INSIDE LINEBACKER

WOODYARD AT A GLANCE:

- A second-year inside linebacker who was the only Bronco in 2008 to rank among the top eight on the team in both defensive tackles (54 - 8th) and special-teams stops (11 - T1st) while seeing time in all 16 games (6 starts) as a rookie.
- Tied for fourth in the league in unassisted tackles (36) according to press box totals during a stretch from Weeks 10-14 when he logged the first five starts of his NFL career.

- Posted three 10-tackle games for Denver in 2008, including a personal-best 13 tackles (11 solo) in a start at the New York Jets (11/30/08).
- Earned first-team All-Southeastern Conference honors during each of his final two seasons at the University of Kentucky, where he started 42 career games and registered three 100-tackle campaigns.
- Led the SEC in tackles per game (10.6) and tied for 14th in the nation with 139 total stops as a senior after ranking second in the conference (14th in the nation) with 122 tackles as a junior.
- Entered the NFL with Denver as a college free agent on April 28, 2008.

CAREER TRANSACTIONS: Signed by Denver as a college free agent 4/28/08.



2008: Woodyard, who entered the NFL with the Broncos as a college free agent on April 28, played all 16 games (6 starts) as a rookie and ranked eighth on Denver with 54 tackles (47 solo) while adding one pass breakup and one forced fumble... Tied for the team lead with 11 special-teams tackles, including eight stops on kickoff coverage that tied for the club best... Was the only Bronco to rank among the top eight on the team in both defensive tackles and special-teams stops... Tied for fourth in the league in unassisted tackles (36) according to press box totals during a stretch from Weeks 10-14 when he logged the first five starts of his NFL career... Had three 10-tackle games, including a season-best 13 stops at NYJ (11/30)... Played on special teams only in Denver's first eight contests before moving into a starting role due to injuries at the linebacker position... Also saw time at safety late in the year.

COLLEGE: Woodyard earned first-team All-Southeastern Conference honors during each of his final two seasons at the University of Kentucky, where he played 47 career games (42 starts) and led the Wildcats in tackles during each of his last three years... Concluded his collegiate career ranked eighth in UK history with 395 tackles (259 solo) while adding 6.5 sacks (48 yds.), two interceptions, 12 pass breakups, seven forced fumbles and seven fumble recoveries... Led the SEC in tackles per game (10.6) and tied for 14th in the nation with 139 total stops as a senior... Posted 122 tackles as a junior that represented the second-highest total in the SEC and ranked 14th in the nation... Garnered honorable mention All-SEC accolades as a sophomore with 100 tackles (75 solo)... Began his collegiate career as a strong safety before switching to linebacker midway through his freshman season... Earned freshman all-conference honors and became the first-ever UK freshman to serve as a team captain.

PERSONAL: Woodyard was named the Georgia Class AAA Defensive Player of the Year by the *Atlanta Journal-Constitution* after posting 125 tackles as a senior at LaGrange High School in LaGrange, Ga... Helped his team post a 51-3 combined record during his prep career and win two state championships... Was a high school and college teammate of linebacker Braxton Kelley, whom the Broncos signed as a college free agent in 2009... Graduated from Kentucky with a bachelor's degree in social work... Wesley Woodyard was born on July 21, 1986, in LaGrange, Ga.

WOODYARD'S REGULAR SEASON RECORD


Year	Club	G	S	UT	A	TT	S-Yds.	I-Yds.	PD	FF	FR	TD-Int.	TD-FR	S	Pts.
2008	Denver	16	6	47	7	54	0-0	0-0	1	1	0	0	0	0	0
CAREER TOTALS		16	6	47	7	54	0-0	0-0	1	1	0	0	0	0	0

ADDITIONAL STATISTICS: *Special teams tackles — 2008 (11), TOTAL (11).*

WESLEY WOODYARD'S CAREER GAME-BY-GAME

(Victories asterisked)

2008 DENVER (8-8)		TACKLES													
Date	Opponent	P/S	UT	A	TT	S-Yds.	I-Yds.	PD	FF	FR					
Sep 8	at Oakland*	P	0	0	0	0-0	0-0	0	0	0					
Sep 14	vs. San Diego*	P	0	0	0	0-0	0-0	0	0	0					
Sep 21	vs. New Orleans*	P	0	0	0	0-0	0-0	0	0	0					
Sep 28	at Kansas City	P	0	0	0	0-0	0-0	0	0	0					
Oct 5	vs. Tampa Bay*	P	0	0	0	0-0	0-0	0	0	0					
Oct 12	vs. Jacksonville	P	0	0	0	0-0	0-0	0	0	0					
Oct 20	at New England	P	0	0	0	0-0	0-0	0	0	0					
Nov 2	vs. Miami	P	0	0	0	0-0	0-0	0	0	0					
Nov 6	at Cleveland*	S	9	1	10	0-0	0-0	0	0	0					
Nov 16	at Atlanta*	S	8	3	11	0-0	0-0	0	0	0					
Nov 23	vs. Oakland	S	7	1	8	0-0	0-0	0	0	0					
Nov 30	at N.Y. Jets*	S	11	2	13	0-0	0-0	0	1	0					
Dec 7	vs. Kansas City*	S	8	0	8	0-0	0-0	1	0	0					
Dec 14	at Carolina	S	2	0	2	0-0	0-0	0	0	0					
Dec 21	vs. Buffalo	P	2	0	2	0-0	0-0	0	0	0					
Dec 28	at San Diego	P	0	0	0	0-0	0-0	0	0	0					
Regular Season Totals			16/6	47	7	54	0-0	0-0	1	1	0				



2009 DENVER BRONCOS DRAFT CHOICES

Rd.	Choice	Player	Pos.	Ht.	Wt.	School
1	12	Knowshon Moreno	RB	5-11	210	Georgia
1	18	Robert Ayers	OLB/DE	6-3	274	Tennessee
2	37	Alphonso Smith	CB	5-9	190	Wake Forest
2	48	Darcel McBath	S	6-1	198	Texas Tech
2	64	Richard Quinn	TE	6-4	255	North Carolina
4	114	David Bruton	S	6-2	211	Notre Dame
4	132	Seth Olsen	G	6-5	308	Iowa
5	141	Kenny McKinley	WR	6-0	183	South Carolina
6	174	Tom Brandstater	QB	6-5	223	Fresno State
7	225	Blake Schlueter	C	6-2	279	Texas Christian



KNOWSHON MORENO

5-11 • 210 • GEORGIA

BORN: July 16, 1987, in Belford, N.J.

HIGH SCHOOL: Middletown South High School, Middletown, N.J.

DRAFTED: First Round (12th overall)

COLLEGE GAMES PLAYED/STARTED: 26/19

RUNNING BACK



27

MORENO AT A GLANCE:

- A two-time first-team All-Southeastern Conference running back whose 2,734 career rushing yards in two seasons at the University of Georgia ranked first in the SEC, sixth in the nation and second among the country's underclassmen during that time.
- Averaged 105.2 rushing yards per game at Georgia and joined Herschel Walker (1980-82) as the only Bulldogs in school history to post 1,000 rushing yards in consecutive seasons.
- Finished his career at Georgia ranked third in school history in career 100-yard rushing games (13), fourth in both career rushing yards (2,734) and rushing touchdowns (30), and seventh in career yards per rush (5.5).
- Received several All-America honors and was a finalist for the Doak Walker Award (nation's best running back) as a redshirt sophomore for the Bulldogs in 2008, totaling 1,400 rushing yards (5.6 avg., 16 TDs) that led the SEC and ranked 11th in the nation.
- Registered at least 100 rushing yards in five consecutive games for Georgia as a redshirt freshman in 2007 and started the Bulldogs' final six games that season, finishing the year with 1,334 rushing yards (5.3 avg., 14 TDs) to earn SEC Freshman of the Year honors.
- Ended his career at Middletown South High School in Middletown, N.J., ranked first in New Jersey history in career touchdowns (128) and second in career rushing yards (6,268).
- Selected by the Broncos in the first round (12th overall) of the 2009 NFL Draft.



2008: Moreno started all 13 games for Georgia as a redshirt sophomore, totaling 250 carries for 1,400 yards (5.6 avg.) with 16 touchdowns along with 33 receptions for 392 yards (11.9 avg.) with two scores... Registered the fifth-most rushing yards (1,400) and the fourth-most rushing scores (16) in a single season in school annals... Led the SEC and ranked 11th in the nation in rushing yards... Became just the second Georgia player to rush for 1,000 yards in consecutive seasons (Herschel Walker, 1980-82)... Added two punt returns for 30 yards (15.0 avg.)... Finished the year with 1,822 all-purpose yards (140.2 ypg.) that marked the fourth-best total in Georgia history... Had seven 100-yard rushing games, including five in a six-game period... Received consensus first-team All-Southeastern Conference honors and was tabbed a second-team All-American by the Associated Press and the Walter Camp Foundation... Earned first-team All-America honors from the American Football Coaches Association... Named a finalist for the Doak Walker Award (nation's best running back) and a semifinalist for the Maxwell Award (nation's best player)... Named SEC Offensive Player of the Week three times in wins against Central Michigan (9/6), Vanderbilt (10/18) and Louisiana State (10/25)... Ran for 172 yards and 163 yards in consecutive games against Vanderbilt and LSU.

2007: Moreno played 13 games (6 starts) for Georgia as a redshirt freshman, rushing 248 times for 1,334 yards (5.3 avg.) with 14 touchdowns while posting 20 receptions for 253 yards (12.6 avg.)... Started Georgia's final six games... Finished the year with six 100-yard rushing games, including five consecutive 100-yard outings late in

the year to become the first Bulldog to accomplish that feat since 1982 (Herschel Walker)... Earned first-team All-Southeastern Conference honors and was named to his conference's All-Freshman team... Honored as SEC Freshman of the Year (league coaches, *The Sporting News*)... Ranked second in the SEC and 23rd in the nation in rushing yards while leading the nation's freshmen in that category... Rushing yardage output ranked third in SEC history by a freshman (second in UGA annals)... Named SEC Freshman of the Week three times, including after his career-high 196-yard rushing effort vs. Troy (11/13)... Carried 33 times for 188 yards (5.7 avg.) with three scores in a win vs. No. 9 Florida (10/27) and was named SEC Offensive Player of the Week for his efforts... Became the first-ever freshman captain under Head Coach Mark Richt in his first collegiate start at Vanderbilt (10/13), gaining 157 yards on 28 carries (5.6 avg.).

2006: Moreno redshirted as a true freshman at the University of Georgia.

HIGH SCHOOL: Moreno finished his high school career at Middletown South High School in Middletown, N.J., as the state's all-time leader in total touchdowns (128) and scoring (782 pts.)... Ranked second in New Jersey history with 6,268 career rushing yards... Led his team to three state titles... Rushed for 1,808 yards on 185 carries (9.8 avg.) and had 43 touchdowns in 10 games as a senior.

PERSONAL: Moreno majored in housing at the University of Georgia... First name is a combination of his father's nickname (Knowledge) and his mother's name (Varashon)... Knowshon Moreno was born on July 16, 1987, in Belford, N.J.

MORENO'S COLLEGIATE RECORD — GEORGIA

Year	School	RUSHING						RECEIVING				SCORING						
		G	S	No.	Yds.	Avg.	LG TD	No.	Yds.	Avg.	LG TD	TD	TDr	TDp	TDrT	2pt Pts.		
2006	Georgia																	
2007	Georgia	13	6	248	1,334	5.3	80t 14	20	253	12.6	35 0	14	14	0	0	0	0	84
2008	Georgia	13	13	250	1,400	5.6	68t 16	33	392	11.9	37 2	18	16	2	0	0	0	108
CAREER TOTALS		26	19	498	2,734	5.5	80t 30	53	645	12.2	37 2	32	30	2	0	0	0	192

Year	School	PUNT RETURNS					KICKOFF RETURNS						
		No.	Yds.	Avg.	LG TD	No.	Yds.	Avg.	LG TD				
2006	Georgia												
2007	Georgia	0	0	0.0	— 0	0	0	0.0	— 0				
2008	Georgia	2	30	15.0	32 0	0	0	0.0	— 0				
CAREER TOTALS		2	30	15.0	32 0	0	0	0.0	— 0				



ROBERT AYERS

6-3 • 274 • TENNESSEE

BORN: Sept. 6, 1985, in Clio, S.C.

HIGH SCHOOL: Marlboro County High School, Bennettsville, S.C.

DRAFTED: First Round (18th overall)

COLLEGE GAMES PLAYED/STARTED: 48/14

OUTSIDE LINEBACKER/DEFENSIVE END



56

AYERS AT A GLANCE:

- An outside linebacker/defensive end who led the University of Tennessee in tackles for a loss during each of his final two years at the school, totaling 27.5 tackles for negative yardage over that stretch.
- Earned second-team All-Southeastern Conference honors as a senior at Tennessee in 2008, starting all 12 games at defensive end and leading the conference with 15.5 tackles for a loss in addition to pacing Tennessee's defensive line with 49 tackles (34 solo).
- Shared the Andy Spiva Award as Tennessee's most improved defender in 2008 while helping the Volunteers tie for third in the country in total defense (263.5 ypg.) and rank 10th in the nation in scoring defense (16.8 ppg.).
- Led the Volunteers in sacks (4) and tackles for a loss (12) as a junior in 2007, appearing in all 14 games that year.
- Began his collegiate career at Tennessee playing outside linebacker before switching to defensive end as a redshirt freshman.
- Honored as an all-state selection at linebacker for Marlboro County High School in Bennettsville, S.C., where he was rated the third-best linebacker in the nation by *SuperPrep*.
- Selected by the Broncos in the first round (18th overall) of the 2009 NFL Draft.



2008: Ayers started all 12 games at right defensive end as a senior for Tennessee, totaling 49 tackles (34 solo), three sacks (29 yds.), 15.5 tackles for a loss (63 yds.) and one interception (8 yds.)... Led the Southeastern Conference in tackles for a loss (15.5) and paced Tennessee's defensive line with 49 tackles that ranked sixth among all Volunteers... Named second-team All-SEC... Shared the Andy Spiva Award as Tennessee's most improved defensive player... Helped Tennessee tie for third in the country in total defense (263.5 ypg.) while ranking 10th in the nation in scoring defense (16.8 ppg.) and 12th in the country in rushing defense (103.1 ypg.)... Totaled personal bests in tackles (9) and solo tackles (7) in addition to recording his first career interception (8 yds.) at Georgia (10/11)... Posted two sacks (20 yds.) at Vanderbilt (11/22)... Had at least six tackles in three of Tennessee's final four games.

2007: Ayers played all 14 games (0 starts) at right defensive end as a junior for Tennessee and registered 34 tackles (25 solo), four sacks (19 yds.), 12 tackles for a loss (40 yds.) and two pass breakups... Led the Volunteers in sacks (4) and tackles for a loss (12)... Had a team-high six tackles (5 solo) and two sacks (8 yds.) against Arkansas State (9/22)... Posted his fourth sack (7 yds.) of the year in the Outback Bowl against Wisconsin (1/1).

2006: Ayers played 13 games (2 starts) as a sophomore for Tennessee and had 25 tackles (18 solo), one sack (7 yds.), three tackles for a loss (15 yds.) and one pass breakup... Overcame a left hand fracture suffered during August camp... Started two games late in the year in place of an injured Antonio Reynolds... Had a sack (7 yds.) vs. Marshall (9/23)... Broke up pass and finished with two tackles vs. Vanderbilt (11/18) in his first career start... Added two stops in a start at Kentucky (11/25) and against Penn State (1/1) in the Outback Bowl.

2005: Ayers appeared in nine games (0 starts) as a redshirt freshman for Tennessee, seeing time at left defensive end... Finished the year with five tackles (3 solo), one sack (6 yds.) and one tackle for a loss (6 yds.)... Made his collegiate debut at Louisiana State (9/26)... Posted his first career tackle, a 6-yard sack, vs. Mississippi (10/1).


2004: Ayers redshirted as a true freshman for Tennessee... Competed on its scout team as an outside linebacker.

HIGH SCHOOL: Ayers was an all-state selection as a linebacker during his senior year at Marlboro County High School in Bennettsville, S.C.... Selected to play in the Shrine Bowl of the Carolinas as a senior... Rated the third-best linebacker prospect in the nation and the second-best overall prospect in South Carolina by *PrepStar*... Had 112 tackles and five interceptions while also handling kickoff return duties as a senior... Posted 28 tackles in a game against Clover High School during his senior campaign... Recorded 94 tackles, eight sacks and three interceptions as a junior... Competed in the 100 meters and on the 4x100 meter relay team in track and field.

PERSONAL: Ayers majored in African studies at Tennessee... Robert Earnest Ayers Jr. was born on Sept. 6, 1985, in Clio, S.C.

AYERS' COLLEGIATE RECORD — TENNESSEE

Year	School	G	S	UT	A	TT	S-Yds.	I-Yds.	PD	FF	FR	TD-Int.	TD-FR	S	Pts.	
2004	Tennessee						REDSHIRTED									
2005	Tennessee	9	0	3	2	5	1-6	0-0	0	0	0	0	0	0	0	
2006	Tennessee	13	2	18	7	25	1-7	0-0	1	0	0	0	0	0	0	
2007	Tennessee	14	0	25	9	34	4-19	0-0	2	0	0	0	0	0	0	
2008	Tennessee	12	12	34	15	49	3-29	1-8	1	0	0	0	0	0	0	
CAREER TOTALS		48	14	80	33	113	9-61	1-8	4	0	0	0	0	0	0	



ALPHONSO SMITH

5-9 • 190 • WAKE FOREST


BORN: Oct. 20, 1985, in Pahokee, Fla.

HIGH SCHOOL: Pahokee High School, Pahokee, Fla.

DRAFTED: Second Round (37th overall)

COLLEGE GAMES PLAYED/STARTED: 51/40

CORNERBACK

SMITH AT A GLANCE:

- A two-time first-team All-Atlantic Coast Conference cornerback whose 21 career interceptions in four seasons at Wake Forest University ranked as the 10th most in NCAA history (all levels) and represented a conference record.
- Led the nation with 15 interceptions during his final two years at Wake Forest, recording seven interceptions as a senior in 2008 that tied for the most in the country after sharing the national lead with a school-record eight interceptions as a junior in 2007.
- Received numerous All-America honors and was one of five finalists for the Bronko Nagurski Award (nation's best defensive player) as a senior in 2008 following a junior campaign in which he also was recognized as an All-American for Wake Forest.
- Finished his collegiate career with a Wake Forest-record 61 pass breakups and four interceptions returned for a touchdown.

- Excelled on special teams at Wake Forest, blocking five punts during his collegiate career while also returning punts and kickoffs.
- Played both defensive back and quarterback at Pahokee High School in Pahokee, Fla., where he was runner-up for the state's Player of the Year honor as a senior.
- Selected by the Broncos in the second round (37th overall) of the 2009 NFL Draft.



2008: Smith started all 13 games as a senior for Wake Forest, totaling 37 tackles (28 solo), seven interceptions (33 yds.), 20 pass breakups and two forced fumbles... Tied for first in the nation in both interceptions (7) and pass breakups (20)... Named a first-team All-Atlantic Coast Conference selection and picked up All-America honors from Walter Camp (second team), *The NFL Draft Report* (first team) and *Pro Football Weekly* (first team)... Named one of five finalists for the Bronko Nagurski Award (nation's best defensive player)... Led Wake Forest with 21 punt returns for 108 yards (5.1 avg.) and had five kickoff returns for 110 yards (22.0 avg.)... Helped Wake Forest rank 12th in the nation in pass defense (172.5 ypg.)... Posted the fourth multiple-interception game of his career with two interceptions along with the fifth blocked punt of his career against Duke (11/1).

2007: Smith started all 13 games as a junior for Wake Forest and had 44 tackles (36 solo), eight interceptions (166 yds.), three sacks (20 yds.), 18 pass breakups and four forced fumbles... Returned three interceptions for a touchdown with that total one shy of the NCAA season record (Deltha O'Neal of California, 4, 1999)... Tied for first in the nation with a school-record eight interceptions... Named a first-team All-Atlantic Coast Conference selection and picked up All-America honors from Walter Camp (second team), the Associated Press (third team) and *The NFL Draft Report* (first team)... Led the ACC with four forced fumbles... Returned six kickoffs for 112 yards (18.7 avg.)... Blocked a punt at Virginia (11/3)... Posted an interception in three consecutive games (Games 4-6), including one that he returned 100 yards for a touchdown against Maryland (9/22)... Had two interceptions in consecutive games against North Carolina State (11/17) and at Vanderbilt (11/24).

2006: Smith played 14 games (3 starts) as a sophomore for Wake Forest, registering 48 tackles (37 solo), three interceptions (23 yds.), four sacks (30 yds.), 11 pass breakups and one forced fumble... Tied for the team lead with 8.5 tackles for a loss and ranked third on Wake Forest with four sacks... Had five kickoff returns for 115 yards (23.0 avg.)... Blocked a punt at North Carolina (10/28) and returned it for a touchdown... Posted two interceptions at Maryland (11/25).

2005: Smith started all 11 games as a redshirt freshman for Wake Forest and finished the year with 60 tackles (52 solo), three interceptions (32 yds.), two sacks (9 yds.), 12 pass breakups and one forced fumble... Received first-team Freshman All-America honors from ESPN.com, Scout.com and CollegeFootballNews.com... Was one of only three Wake Forest defenders to start all 11 games... Blocked two punts (1 vs. East Carolina 9/17 and 1 at Boston College 10/15)... Posted one interception in consecutive games at Boston College (10/15) and against North Carolina State (10/22).

2004: Smith redshirted as a true freshman for Wake Forest.

HIGH SCHOOL: Smith played quarterback and defensive back at Pahokee High School in Pahokee, Fla., finishing his prep career as the runner-up for the state Player of the Year award as a senior after leading the Blue Devils to a 13-1 record and the Class 2B state championship... Received first-team all-state honors as a senior cornerback, totaling 27 tackles, four interceptions and one sack... Threw for 2,400 yards and 32 touchdowns while also rushing for 640 yards and six scores as a senior... Played in the Palm Beach All-Star Game... Started on the school's basketball team.

PERSONAL: Smith majored in history at Wake Forest... Is a graduate of the National Football Foundation's Play It Smart program... Son of Sharon Smith and Alphonso Smith Sr.... Alphonso Smith was born on Oct. 20, 1985, in Pahokee, Fla.

SMITH'S COLLEGIATE RECORD — WAKE FOREST

Year	School	G	S	UT	A	TT	S-Yds.	I-Yds.	PD	FF	FR	TD-Int.	TD-FR	S	Pts.	
2004	Wake Forest						REDSHIRTED									
2005	Wake Forest	11	11	52	8	60	2-9	3-32	12	1	0	1	0	0	6	
2006	Wake Forest	14	3	37	11	48	4-30	3-23	11	1	0	0	0	0	0	
2007	Wake Forest	13	13	36	8	44	3-20	8-166	18	4	0	3	0	0	18	
2008	Wake Forest	13	13	28	9	37	0-0	7-33	20	2	0	0	0	0	0	
CAREER TOTALS		51	40	153	36	189	9-59	21-254	61	8	0	4	0	0	24	

PUNT RETURNS

Year	School	No.	Yds.	Avg.	LG	TD
2004	Wake Forest					
2005	Wake Forest	2	40	20.0	22	0
2006	Wake Forest	1	34	34.0	34	1
2007	Wake Forest	0	0	0.0	—	0
2008	Wake Forest	21	108	5.1	20	0
CAREER TOTALS		24	182	7.6	34	1

KICKOFF RETURNS

Year	School	No.	Yds.	Avg.	LG	TD
2004	Wake Forest					
2005	Wake Forest	1	15	15.0	15	0
2006	Wake Forest	5	115	23.0	31	0
2007	Wake Forest	6	112	18.7	22	0
2008	Wake Forest	5	110	22.0	34	0
CAREER TOTALS		17	352	20.7	34	0

ADDITIONAL STATISTICS: Blocked punts (5) — 1 vs. East Carolina (9/17/05), 1 at Boston College (10/15/05), 1 at North Carolina (10/28/06 - returned for a TD), 1 at Virginia (11/3/07), 1 vs. Duke (11/1/08).



**DARCEL
McBATH**
6-1 • 198 • TEXAS TECH
BORN: Oct. 28, 1985, in Gainesville, Texas
HIGH SCHOOL: Gainesville High School, Gainesville, Texas
DRAFTED: Second Round (48th overall)
COLLEGE GAMES PLAYED/STARTED: 45/39



31

SAFETY

McBATH AT A GLANCE:

- A safety who started every game during his final three seasons at Texas Tech University, earning All-Big 12 Conference recognition during each of those campaigns.
- Finished his career at Texas Tech tied for fifth in school annals with 12 interceptions and posted at least 70 tackles in each of his final three seasons.
- Received first-team All-Big 12 Conference accolades and several All-America honors as a senior in 2008 after tying for first in the nation with seven interceptions, including two returned for touchdowns, while ranking second on Texas Tech with 75 tackles (55 solo).
- Established a Texas Tech record with three interceptions in a game at Kansas (10/25/08).
- Earned honorable mention All-Big 12 honors as a junior in 2007 after picking up second-team all-conference accolades as a sophomore, his first year at safety following a switch from cornerback.
- Named District 9-3A Most Valuable Player by *The Dallas Morning News* as a senior at Gainesville High School in Gainesville, Texas.
- Selected by the Broncos in the second round (48th overall) of the 2009 NFL Draft.



2008: McBath started all 13 games as a senior for Texas Tech, totaling 75 tackles (55 solo), seven interceptions (97 yds.), 14 pass breakups and one forced fumble... Received first-team All-Big 12 Conference honors as well as All-America accolades from the American Football Coaches Association (first team) and *The NFL Draft Report* (third team)... Tied for first in the nation with seven interceptions, which tied for the fifth-best season mark in school history... Matched a Texas Tech record with two interceptions returned for touchdowns... Ranked second on the team with 75 tackles... Registered a school-record three interceptions at Kansas (10/25).

2007: McBath started all 13 games as a junior for Texas Tech, registering 73 tackles (50 solo), two interceptions (10 yds.), eight pass breakups and one fumble recovery... Named honorable mention All-Big 12 Conference... Placed third on the Red Raiders with 73 tackles and led the team with eight pass breakups... Helped Texas Tech lead its conference and rank 12th in the nation in pass defense (188.4 ypg)... Returned a fumble 16 yards for a touchdown against Iowa State (10/6)... Placed second on Texas Tech with 10 tackles (6 solo) and broke up a pass against Texas A&M (10/13)... Tied for the team lead with 10 tackles (8 solo) at Texas (11/10).

2006: McBath started all 13 games for Texas Tech as a sophomore and had 75 tackles (35 solo), three interceptions (66 yds.) and eight pass breakups... Received second-team All-Big 12 Conference honors... Competed at free safety for the first time in his collegiate career after switching from cornerback... Led the Red Raiders with three interceptions... Led all Big 12 defensive backs with 75 tackles, which ranked third on Texas Tech... Recorded the first two interceptions of his career at Texas-El Paso (9/9) in only his second career game at free safety... Recorded his team-leading third interception against Oklahoma State (11/18).

2005: McBath played six games (0 starts) as a redshirt freshman for Texas Tech and had one assisted tackle for the year... Missed the first six games of the year due to a broken arm suffered during preseason drills... Saw action at cornerback in the last six contests, totaling an assisted tackle at Oklahoma State (11/12).

HIGH SCHOOL: McBath helped Gainesville High School in Gainesville, Texas, to a 16-0 record and the Class 3A Division I title as a senior and was named the District 9-3A Most Valuable Player by *The Dallas Morning News*... Saw time at defensive back, wide receiver and running back during his prep career... Intercepted six passes and had 75 tackles as a senior while catching 14 touchdown passes and scoring two touchdowns on punt returns... Had 50 tackles and rushed for 800 yards as a junior.

PERSONAL: McBath majored in general studies at Texas Tech... Is the son of Twana McBath... Steven Darcel McBath was born on Oct. 28, 1985, in Gainesville, Texas.

McBATH'S COLLEGIATE RECORD — TEXAS TECH

Year	School	G	S	UT	A	TT	S-Yds.	I-Yds.	PD	FF	FR	TD-Int.	TD-FR	S	Pts.
2005	Texas Tech	6	0	0	1	1	0-0	0-0	0	0	0	0	0	0	0
2006	Texas Tech	13	13	35	40	75	0-0	3-66	8	0	0	0	0	0	0
2007	Texas Tech	13	13	50	23	73	0-0	2-10	8	0	1	0	1	0	6
2008	Texas Tech	13	13	55	20	75	0-0	7-97	14	1	0	2	0	0	12
CAREER TOTALS		45	39	140	84	224	0-0	12-173	30	1	1	2	1	0	18



**RICHARD
QUINN**
6-4 • 255 • NORTH CAROLINA
BORN: Sept. 6, 1986, in Huntsville, Ala.
HIGH SCHOOL: Maple Heights High School, Maple Heights, Ohio
DRAFTED: Second Round (64th overall)
COLLEGE GAMES PLAYED/STARTED: 34/20



81

TIGHT END

QUINN AT A GLANCE:

- A tight end who developed into one of the best blockers in the nation at his position during three seasons playing for the University of North Carolina.
- Named an honorable mention All-American by Scout.com as a redshirt junior for North Carolina in 2008, catching eight passes for 97 yards with one touchdown as part of a Tar Heels offense that led the Atlantic Coast Conference in passing efficiency (138.9).
- Started 20 games during his final two seasons at UNC, including 12 of the 13 contests he appeared in for the Tar Heels in 2008.
- Received a medical redshirt year in 2006 after fracturing his shoulder blade during the week before North Carolina's season opener but returned to the field as an eight-game starter in 2007.
- Twice earned all-conference and all-district recognition at Maple Heights High School in Maple Heights, Ohio, after playing two seasons at Butler High School in Huntsville, Ala.
- Selected by the Broncos in the second round (64th overall) of the 2009 NFL Draft.



2008: Quinn played 13 games (12 starts) as a redshirt junior for North Carolina, totaling eight receptions for 97 yards (12.1 avg.) with one touchdown... Earned honorable mention All-America accolades from Scout.com... Blocked for a UNC offense that led the Atlantic Coast Conference in passing efficiency (138.9)... Posted two receptions for 24 yards (12.0 avg.) at Miami (9/27)... Named one of UNC's offensive players of the week after wins against No. 20 Georgia Tech (11/8) and at Duke (11/29)... Caught two passes for 42 yards (21.0 avg.), including a 32-yard touchdown, at Duke (11/29).

2007: Quinn played 12 games (8 starts) as a redshirt sophomore for North Carolina, registering four receptions for 27 yards (6.8 avg.) with one touchdown... Scored the first touchdown of his collegiate career on a 2-yard reception vs. Virginia (9/15)... Named one of UNC's offensive players of the week after a win against Miami (10/6).

2006: Quinn received a medical redshirt after fracturing his shoulder blade in practice a week before North Carolina's season opener.

2005: Quinn played nine games (0 starts) as a freshman for North Carolina... Saw action primarily on special teams... Posted one special-teams stop against Maryland (11/12)... Enrolled at UNC in January of 2005 and participated in spring practice.

HIGH SCHOOL: Quinn spent his final two prep seasons at Maple Heights High School in Maple Heights, Ohio, where he caught 44 passes for 722 yards (16.4 avg.) with 11 touchdowns during that time... Named all-conference and all-district as a junior and senior... Ranked the No. 15 tight end in the country by Rivals.com and was a member of *SuperPrep's* All-Midwest Team as a senior, posting 32 receptions for 468 yards (14.6 avg.) with 10 touchdowns... Had 12 catches for 254 yards (21.2 avg.) with one score as a junior... Also competed on Maple Heights' basketball team and led his conference in rebounding in 2004... Played two seasons at Butler High School in Huntsville, Ala., before moving to Ohio during his sophomore year.

PERSONAL: Quinn majored in exercise and sports science at North Carolina... Father, Richard, was a U.S. Marine... Richard Emanuel Quinn Jr. was born on Sept. 6, 1986, in Huntsville, Ala.

QUINN'S COLLEGIATE RECORD — NORTH CAROLINA

Year	School	G	S	RECEIVING					SCORING					
				No.	Yds.	Avg.	LG	TD	TD	TDr	TDp	TDrt	2pt.	Pts.
2005	North Carolina	9	0	0	0	0.0	—	0	0	0	0	0	0	0
2006	North Carolina	MEDICAL REDSHIRT (SHOULDER)												
2007	North Carolina	12	8	4	27	6.8	11	1	1	0	1	0	0	6
2008	North Carolina	13	12	8	97	12.1	32t	1	1	0	1	0	0	6
CAREER TOTALS		34	20	12	124	10.3	32t	2	2	0	2	0	0	12

ADDITIONAL STATISTICS: Kickoff returns — 2007 (3 for 39 yds., 13.0 avg.), 2008 (1 for -2 yds., -2.0 avg.), TOTAL (4 for 37 yds., 9.3 avg.).



DAVID BRUTON
 6-2 • 211 • NOTRE DAME
 BORN: July 23, 1987, in Winchester, Ky.
 HIGH SCHOOL: Miamisburg High School, Miamisburg, Ohio
 DRAFTED: Fourth Round (114th overall)
 COLLEGE GAMES PLAYED/STARTED: 48/24



30

SAFETY

BRUTON AT A GLANCE:

- A two-year starter at safety for the University of Notre Dame who established himself as one of the top special-teams gunners in the country while appearing in 596 special-teams plays for his collegiate career.
- Led Notre Dame with 182 tackles and seven interceptions during his final two years at the school, and his 97 stops (61 solo) as a senior in 2008 marked the third-highest single-season total by a defensive back in school history.
- Named an honorable mention All-American by *The NFL Draft Report* as a senior team captain for Notre Dame in 2008, starting all 13 games at free safety and posting a team-high four interceptions while also logging 152 plays on special teams.
- Ranked third on Notre Dame with 85 tackles (55 solo) as a junior in 2007 and appeared in a career-high 169 plays on special teams that year.
- Received All-Division I-II and All-Area honors from the *Dayton Daily News* as a senior at Miamisburg High School in Miamisburg, Ohio.
- Selected by the Broncos in the fourth round (114th overall) of the 2009 NFL Draft.



2008: Bruton started all 13 games as a senior team captain for Notre Dame and totaled 97 tackles (61 solo), four interceptions (57 yds.), 10 pass breakups, two forced fumbles and two fumble recoveries... Led Notre Dame with four interceptions and ranked second on the team with 97 tackles, which marked the third-best single-season total by a defensive back in school annals... Earned honorable mention All-America recognition and first-team All-Major Independent honors from *The NFL Draft Report*... Appeared in 152 plays on special teams... Had 15 tackles (10 solo), one interception (39 yds.) and one forced fumble in a win against Michigan (9/13).

2007: Bruton played 12 games (11 starts) as a junior for Notre Dame and had 85 tackles (55 solo), three interceptions (20 yds.), one sack (10 yds.), five pass breakups, one forced fumble and one fumble recovery... Led Notre Dame with three interceptions... Blocked a punt vs. Southern California (10/20)... Saw a career-high 169 plays on special teams... Notched his first career interception and had 15 tackles (8 solo) against Michigan State (9/22).

2006: Bruton played 12 games (0 starts) as a sophomore for Notre Dame and posted 18 tackles (12 solo)... Served as the Fighting Irish's top gunner on special teams, making 113 appearances on special teams.

2005: Bruton played 11 games (0 starts) as a freshman for Notre Dame and had 14 tackles (10 solo) and one pass breakup... Logged 162 plays on special teams.

HIGH SCHOOL: Bruton attended Miamisburg High School in Miamisburg, Ohio, where he totaled 112 tackles, 11 interceptions and 470 receiving yards during his final two seasons... Earned All-Division I-II and All-Area honors from the *Dayton Daily News* as well as all-district accolades as a senior after posting 54 tackles and three interceptions... Received all-conference honors and was a special mention All-Southwest Ohio selection as a junior, posting 58 tackles and eight interceptions that year... Had 200 receiving yards as a senior and 270 receiving yards as a junior... Returned four kickoffs for 164 yards (41.0 avg.) as a senior.

PERSONAL: Bruton majored in both political science and sociology at Notre Dame... David Lee Bruton was born on July 23, 1987, in Winchester, Ky.

BRUTON'S COLLEGIATE RECORD — NOTRE DAME

Year	School	G	S	UT	A	TT	S-Yds.	I-Yds.	PD	FF	FR	TD-Int.	TD-FR	S	Pts.
2005	Notre Dame	11	0	10	4	14	0-0	0-0	1	0	0	0	0	0	0
2006	Notre Dame	12	0	12	6	18	0-0	0-0	0	0	0	0	0	0	0
2007	Notre Dame	12	11	55	30	85	1-10	3-20	5	1	1	0	0	0	0
2008	Notre Dame	13	13	61	36	97	0-0	4-57	10	2	2	0	0	0	0
CAREER TOTALS		48	24	138	76	214	1-10	7-77	16	3	3	0	0	0	0

ADDITIONAL STATISTICS: Blocked a punt and returned it 11 yards vs. Southern California (10/20/07).



SETH OLSEN
 6-5 • 308 • IOWA
 BORN: Dec. 17, 1985, in Omaha, Neb.
 HIGH SCHOOL: Millard North High School, Omaha, Neb.
 DRAFTED: Fourth Round (132nd overall)
 COLLEGE GAMES PLAYED/STARTED: 48/34



70

GUARD

OLSEN AT A GLANCE:

- A three-year starter at the University of Iowa who saw time at both guard positions and right tackle for the Hawkeyes while twice receiving All-Big Ten Conference recognition.
- Earned first-team All-Big Ten honors and several All-America accolades as a senior for Iowa in 2008, starting 11 games for the school at right guard.
- Blocked for Doak Walker Award winner (nation's best running back) Shonn Greene in 2008, helping the Hawkeye rank second in the nation with a school-record 1,850 rushing yards.
- Started all 12 games for Iowa as a junior in 2007, opening 11 contests at right tackle and one game at right guard as an honorable mention all-conference pick.
- Helped Millard North High School in Omaha, Neb., to a 36-2 record in his three years as a starter and was a *Parade* All-American as a senior on its squad that won the Nebraska state championship.
- Selected by the Broncos in the fourth round (132nd overall) of the 2009 NFL Draft.



2008: Olsen started all 11 games he played at right guard as a senior for Iowa... Earned first-team All-Big Ten Conference honors and received All-America recognition from Rivals.com (first team) as well as *The Sporting News* (second team)... Received the Coaches Appreciation Award on offense and was one of four Iowa seniors named to the Leadership Group... Missed two games with a foot injury... Blocked for Shonn Greene, who ranked second in the nation with a school-record 1,850 rushing yards and was named the Doak Walker Award winner (nation's best running back) as well as the Big Ten Most Valuable Player... Helped Iowa rank fourth in the Big Ten and 26th in the nation in rushing yards per game (188.7).

2007: Olsen started all 12 games as a junior for Iowa, opening 11 contests at right tackle and one game at right guard... Received honorable mention All-Big Ten Conference honors as well as the Hustle Team Award (offense)... Started at right tackle but saw most of his action at right guard at Wisconsin (9/22)... Started at right guard against Indiana (9/29) before returning to right tackle for the rest of the year.

2006: Olsen played all 13 games (10 starts) as a sophomore for Iowa, starting five contests at right tackle, four games at right guard and one contest at left guard... Received Iowa's Next Man In Award (offense)... Helped the Hawkeyes rank second in the Big Ten Conference in passing yards per game (239.8).

2005: Olsen played all 12 games (1 start) as a redshirt freshman for Iowa... Named to the Big Ten Conference's All-Freshman team by *The Sporting News*... Helped Iowa's offense finish third in the conference in passing yards per game (257.8)... Started his first collegiate game at right tackle at Iowa State (9/10).

2004: Olsen redshirted as a true freshman for Iowa.

HIGH SCHOOL: Olsen was a three-year starter at Millard North High School in Omaha, Neb., helping the school to a 36-2 record in his three years as a starter... Helped his team to three consecutive undefeated conference seasons and the 2003 Nebraska state championship... Paved the way for a running game that averaged 473 yards per game as a senior, earning *Parade* and EA Sports All-America accolades in addition to first-team all-state and all-metro recognition... Also played defensive tackle for three seasons, totaling 92 tackles (44 solo), three sacks and nine tackles for a loss.

PERSONAL: Olsen majored in political science at Iowa... Married to Christi... Seth Olsen was born on Dec. 17, 1985, in Omaha, Neb.

OLSEN'S COLLEGIATE RECORD — IOWA

Year	School	G	S
2004	Iowa	REDSHIRTED	
2005	Iowa	12	1
2006	Iowa	13	10
2007	Iowa	12	12
2008	Iowa	11	11
CAREER TOTALS		48	34



KENNY MCKINLEY
 6-0 • 183 • SOUTH CAROLINA
 BORN: Jan. 31, 1987, in Mableton, Ga.
 HIGH SCHOOL: South Cobb High School, Austell, Ga.
 DRAFTED: Fifth Round (141st overall)
 COLLEGE GAMES PLAYED/STARTED: 47/41
WIDE RECEIVER




MCKINLEY AT A GLANCE:

- A wide receiver whose 207 receptions and 2,781 receiving yards totaled at the University of South Carolina represented school career records in addition to ranking third and 11th all-time, respectively, in Southeastern Conference history.
- Started during his final three seasons at South Carolina, registering at least 50 catches in each of those campaigns while earning first-team All-SEC honors as a junior in 2007 and honorable mention all-conference accolades as a senior in 2008.
- Averaged an SEC-best 5.4 receptions per game (54-642, 4 TDs) in 10 starts for South Carolina as a senior in 2008.
- Led the SEC with a South Carolina-record 77 receptions and placed fifth in the conference (4th in USC annals) with 968 receiving yards as a junior in 2007 to earn multiple All-America honors.
- Named all-county as a junior and senior quarterback at South Cobb High School in Austell, Ga.
- Selected by the Broncos in the fifth round (141st overall) of the 2009 NFL Draft.



2008: McKinley played 10 games (10 starts) as a senior for South Carolina, totaling 54 receptions for 642 yards (11.9 avg.) with four touchdowns... Received honorable mention All-Southeastern Conference accolades... Led the SEC in receptions per game (5.4) and ranked fifth in the conference in receiving yards per game (64.2)... Had one 100-yard game, totaling 130 yards on seven catches (18.6 avg.) with one touchdown against Arkansas (11/8).

2007: McKinley started all 12 games as a junior for South Carolina, posting 77 receptions for 968 yards (12.6 avg.) with nine touchdowns... Gained 15 yards on five carries and 35 yards on four punt returns to total 1,018 all-purpose yards that ranked second on the team... Named first-team All-Southeastern Conference and picked up All-America honors from *The NFL Draft Report* (third team) and *College Football News* (honorable mention)... Set a USC single-season record for receptions (77) while leading the SEC in receptions, receptions per game (6.4) and receiving yards per game (80.7)... Placed fourth in South Carolina annals and fifth in the conference with 968 receiving yards... Tied for sixth in South Carolina history with nine touchdown receptions... Had four 100-yard games, including a career-high 151 yards on 14 catches (10.8 avg.) with one touchdown at Tennessee (10/27).

2006: McKinley started all 13 games as a sophomore for South Carolina and had 51 receptions for 880 yards (17.3 avg.) with five touchdowns along with 17 punt returns for 151 yards (8.9 avg.)... Finished second among Gamecocks in receptions (51) and third in all-purpose yards (1,031)... Threw a 22-yard touchdown against Kentucky (10/8)... Had two 100-yard receiving games, including 112 yards on three catches (37.3 avg.) with two touchdowns against Houston (12/29) in the Liberty Bowl.

2005: McKinley played 12 games (6 starts) as a freshman for South Carolina and had 25 receptions for 291 yards (11.6 avg.) with one touchdown... Added five rushes for 17 yards and 18 punt returns for 83 yards to finish the year with 391 all-purpose yards.

HIGH SCHOOL: McKinley attended South Cobb High School in Austell, Ga., where he earned all-county honors as a junior and senior quarterback... Threw for 1,470 yards with 16 touchdowns and ran for 750 yards with 12 scores as a senior... Threw for 1,575 yards with 12 touchdowns and ran for 400 yards with eight scores as a junior.

PERSONAL: McKinley majored in retailing at South Carolina... Steve Spurrier, who was his head coach at South Carolina, once said McKinley was the finest wide receiver he had ever coached... Kenny McKinley was born on Jan. 31, 1987, in Mableton, Ga.

MCKINLEY'S COLLEGIATE RECORD — SOUTH CAROLINA

Year	School	RECEIVING					PUNT RETURNS						
		G	S	No.	Yds.	Avg.	LG	TD	No.	Yds.	Avg.	LG	TD
2005	South Carolina	12	6	25	291	11.6	42t	1	18	83	4.6	13	0
2006	South Carolina	13	13	51	880	17.3	44	5	17	151	8.9	21	0
2007	South Carolina	12	12	77	968	12.6	48	9	4	35	8.8	19	0
2008	South Carolina	10	10	54	642	11.9	41	4	0	0	0.0	—	0
CAREER TOTALS		47	41	207	2,781	13.4	48	19	39	269	6.9	21	0

ADDITIONAL STATISTICS: Rushing — 2005 (5 for 17 yds., 3.4 avg.), 2007 (5 for 15 yds., 3.0 avg.), 2008 (2 for 2 yds., 1.0 avg.), TOTAL (12 for 34 yds., 2.8 avg.). Threw a 22-yard TD pass vs. Kentucky (10/8/06). Defense — 2007 (1 tackle, 1 pass breakup), 2008 (5 tackles), TOTAL (6 tackles, 1 pass breakup).



TOM BRANDSTATER
 6-5 • 223 • FRESNO STATE
 BORN: Oct. 21, 1984, in Turlock, Calif.
 HIGH SCHOOL: Turlock High School, Turlock, Calif.
 DRAFTED: Sixth Round (174th overall)
 COLLEGE GAMES PLAYED/STARTED: 45/36
QUARTERBACK




BRANDSTATER AT A GLANCE:

- A quarterback who started for three seasons at Fresno State University, finishing his career ranked fifth in school history in completions (584), sixth in passing yards (6,857) and seventh in touchdown passes (47).
- Accounted for 55 total touchdowns (47 passing, 8 rushing) at Fresno State and was a first-team Academic All-Western Athletic Conference pick during each of his final three collegiate seasons.
- Totaled the fourth-most passing yards in the WAC with a career-high 2,664 yards along with a personal-best 18 touchdown passes as a senior for Fresno State in 2008.
- Ranked 23rd in the nation and fourth in the WAC in passer rating (140.5) as a junior in 2007, completing a personal-best 62.6 percent of his passes for 2,654 yards with 15 touchdowns and five interceptions.
- Threw for more than 1,000 yards as a senior quarterback at Turlock High School in Turlock, Calif., while also earning first-team all-district honors as a defensive back.
- Selected by the Broncos in the sixth round (174th overall) of the 2009 NFL Draft.



2008: Brandstater started all 13 games as a senior for Fresno State, completing 221-of-371 (59.6%) passes for 2,664 yards with 18 touchdowns and 12 interceptions for a 129.4 passer rating... Added four rushing scores... Named first-team Academic All-Western Athletic Conference for the third consecutive year... Set career highs in passing yards (2,664) and touchdown passes (18)... Completed 34 passes of at least 20 yards... Threw at least three touchdown passes in three games and had a season-best 296 passing yards at Louisiana Tech (11/1)... Guided Fresno State to an appearance in the New Mexico Bowl against Colorado State (12/20).

2007: Brandstater started all 13 games as a junior for Fresno State, completing 211-of-337 (62.6%) passes for 2,654 yards with 15 touchdowns and five interceptions for a 140.5 passer rating... Rushed 48 times for 118 yards (2.5 avg.) with three touchdowns... Named first-team Academic All-Western Athletic Conference... Ranked 23rd in the nation and fourth in the WAC in passer rating (140.5)... Totaled 2,772 yards of offense for the 11th-best season total in Fresno State history... Threw for a career-high 313 yards against Kansas State (11/24)... Led Fresno State to a 40-28 win in the Humanitarian Bowl against Georgia Tech (12/31).

2006: Brandstater played 11 games (10 starts) as a sophomore for Fresno State, completing 146-of-268 (54.5%) passes for 1,490 yards with 13 touchdowns and 14 interceptions for a 106.7 passer rating... Rushed 32 times for 86 yards (2.7 avg.) with one touchdown... Named first-team Academic All-Western Athletic Conference and was an honor student at the Kiwanis Torch of Excellence Dinner... Threw at least one touchdown in 10 of his 11 appearances.

2005: Brandstater played eight games (0 starts) as a redshirt freshman for Fresno State, completing 6-of-13 (46.2%) passes for 49 yards with one touchdown and one interception for an 87.8 passer rating.

2004: Brandstater redshirted as a true freshman for Fresno State.

HIGH SCHOOL: Brandstater played quarterback and defensive back at Turlock High School in Turlock, Calif.... Threw for more than 1,000 yards as a senior and received first-team all-district honors as a defensive back that year, helping Turlock to an appearance in the Sac-Joaquin Section Championship against Stockton Lincoln.

PERSONAL: Brandstater received a bachelor's degree in communications from Fresno State before the start of his junior year and is working toward a master's degree in sports psychology... Tom Brandstater was born on Oct. 21, 1984, in Turlock, Calif.

BRANDSTATER'S COLLEGIATE RECORD — FRESNO STATE

Year	School	G	S	PASSING					TD	% Int.	% LG	Sacks	Rtg.		
				Att.	Comp.	Pct.	Yds.	Yds./Att.							
2004	Fresno State														
2005	Fresno State	8	0	13	6	46.2	49	3.8	1	7.7	1	7.7	22	1	87.8
2006	Fresno State	11	10	268	146	54.5	1,490	5.6	13	4.9	14	5.2	75t	6	106.7
2007	Fresno State	13	13	337	211	62.6	2,654	7.9	15	4.5	5	1.5	44	17	140.5
2008	Fresno State	13	13	371	221	59.6	2,664	7.2	18	4.9	12	3.2	77	18	129.4
CAREER TOTALS		45	36	989	584	59.0	6,857	6.9	47	4.8	32	3.2	77	42	126.5

ADDITIONAL STATISTICS: Rushing — 2005 (1 for -2 yds., -2.0 avg.), 2006 (32 for 86 yds., 2.7 avg., 1 TD), 2007 (48 for 118 yds., 2.5 avg., 3 TDs), 2008 (51 for -50 yds., -1.0 avg., 4 TDs), TOTAL (132 for 152 yds., 1.2 avg., 8 TDs).



BLAKE SCHLUETER
 6-2 • 279 • TEXAS CHRISTIAN
BORN: April 22, 1986, in Ganado, Texas
HIGH SCHOOL: Ganado High School, Ganado, Texas
DRAFTED: Seventh Round (225th overall)
COLLEGE GAMES PLAYED/STARTED: 50/38

63

CENTER

SCHLUETER AT A GLANCE:

- A center who earned All-Mountain West Conference recognition during each of his three seasons as a starter for Texas Christian University.
- Helped TCU to a 30-9 (.769) overall record, three bowl wins and two top-25 final rankings (Associated Press) during his three years as its starting center (2006-08).
- Named first-team all-conference as a senior at Texas Christian in 2008, starting all 13 games and helping the school place 12th in the nation in rushing (220.2 ypg.) while posting a No. 7 final ranking (Associated Press) that was the school's highest since 1959.
- Earned second-team all-conference honors as a junior in 2007 after picking up honorable mention all-conference recognition as a sophomore in 2006, a year in which TCU ranked ninth in the nation in rushing (194.6 ypg.).
- Received first-team all-state honors as a center and defensive end during his senior year at Ganado High School in Ganado, Texas.
- Selected by the Broncos in the seventh round (225th overall) of the 2009 NFL Draft.



2008: Schlueter started all 13 games as a senior for Texas Christian and was a first-team All-Mountain West Conference selection... Blocked for an offense that ranked 12th in the nation in rushing (220.2 ypg.)... Began the year on the watch lists for the Rimington Trophy (nation's best center) and the Lombardi Award (nation's best lineman)... Part of a TCU squad that ended the year with a No. 7 national ranking from the Associated Press that marked its highest final ranking since 1959 (No. 7)... Helped TCU to an 11-2 record and a Poinsettia Bowl win against Boise State (12/23).

2007: Schlueter played 12 games (12 starts) as a junior for Texas Christian and was a second-team All-Mountain West Conference selection... Named to *Dave Campbell's Texas Football's All-Texas College team*... Appeared on the watch list for the Rimington Trophy (nation's best center)... Helped TCU to a Texas Bowl win against Houston (12/28).

2006: Schlueter started all 13 games as a sophomore for Texas Christian and was an honorable mention All-Mountain West Conference selection... Named TCU's Offensive Player of the Week on multiple occasions... Credited with allowing only one sack on the year... Blocked for a Horned Frogs offense that ranked ninth in the nation in rushing (194.6 ypg.)... Helped TCU to an 11-2 record, a No. 22 final national ranking (Associated Press) and a Poinsettia Bowl win against Northern Illinois (12/19).

2005: Schlueter played all 12 games (0 starts) as a redshirt freshman for Texas Christian.

2004: Schlueter redshirted as a true freshman for Texas Christian.

HIGH SCHOOL: Schlueter was a first-team all-state selection at center and defensive end during his senior year at Ganado High School in Ganado, Texas... Also picked up first-team all-Greater Houston honors and was the district and area defensive MVP as a senior, finishing the campaign with 124 tackles, 11 sacks, 20 tackles for a loss and four blocked punts... Chosen as a second-team all-state performer on defense and a third-team selection at center during his junior year... Totaled 329 tackles, 27 sacks and 13 blocked kicks for his entire prep career... Also competed in basketball, power lifting and track and field.

PERSONAL: Schlueter majored in communications at Texas Christian... Holds the TCU weight room record for squatting (870 pounds)... Married to Lorianne and has a son (Cole)... Blake Schlueter was born on April 22, 1986, in Ganado, Texas.

SCHLUETER'S COLLEGIATE RECORD — TEXAS CHRISTIAN

Year	School	G	S
2004	Texas Christian	REDSHIRTED	
2005	Texas Christian	12	0
2006	Texas Christian	13	13
2007	Texas Christian	12	12
2008	Texas Christian	13	13
CAREER TOTALS		50	38

ROOKIE AND FIRST-YEAR PLAYERS




CHRIS BAKER
 6-2 • 329 • HAMPTON
BORN: Oct. 8, 1987, in Windsor, Conn.
HIGH SCHOOL: Windsor High School, Windsor, Conn.
ACQUIRED: College Free Agent, 2009

71

DEFENSIVE LINE

Chris Baker is a rookie defensive lineman from Hampton University who joined the Broncos as a college free agent on April 27, 2009... Totaled 69 tackles (32 solo), 8.5 sacks (60 yds.) and one blocked kick in 11 games (8 starts) in his only season at Hampton in 2008 after playing for Penn State University, where he earned a starting role as a sophomore in 2007... Recorded 43 tackles (21 solo) and 4.5 sacks (37 yds.) in 20 games (8 starts) during his two seasons playing for Penn State (2006-07)... Helped the Nittany Lions' defense finish No. 7 in the nation against the run as a starter in 2007, allowing only 87.9 rushing yards per game, and led the defensive line with 37 tackles, including 4.5 sacks (37 yds.)... Saw time as a reserve in eight games for Penn State as a redshirt freshman in 2006... Competed at several defensive line positions during his collegiate career at both Hampton and Penn State... Played three seasons of football at Windsor High School in Windsor, Conn.... Competed in basketball only during his sophomore prep season... Voted senior class president at Windsor High School... Christopher Isaiah Baker was born on Oct. 8, 1987, in Windsor, Conn.



MARQUEZ BRANSON
 6-2 • 241 • CENTRAL ARKANSAS
BORN: Feb. 14, 1987, in Palmdale, Calif.
HIGH SCHOOL: Starkville High School, Starkville, Miss.
ACQUIRED: College Free Agent, 2009

85

TIGHT END

Marquez Branson is a rookie tight end from the University of Central Arkansas who joined the Broncos as a college free agent on April 27, 2009... Played 23 career games in two seasons at Central Arkansas after transferring from East Mississippi Community College... Totaled 82 career receptions for 1,236 yards (15.1 avg.) with 18 touchdowns at Central Arkansas... Finished his collegiate career ranked fifth in Central Arkansas history with 18 receiving touchdowns... Earned All-Southland Conference recognition as a senior in 2008 after posting 45 catches for 737 yards (16.4 avg.) with 11 touchdowns in 12 games... Led all FCS tight ends in both receptions (45) and touchdown catches (11) in 2008... Recorded a career-high 174 receiving yards on five receptions with three touchdowns (79, 59 and 13 yds.) against Quincy University (9/20/08)... Totaled 37 catches for 499 yards (13.5 avg.) with seven touchdowns in 11 games as a junior in 2007 at Central Arkansas, earning all-conference accolades... Had 17 catches for 175 yards (10.3 avg.) with one touchdown in his final year at East Mississippi C.C.... Attended Starkville High School in Starkville, Miss., where he was a two-time all-state selection... Marquez Branson was born on Feb. 14, 1987, in Palmdale, Calif.



STANLEY BRYANT
 6-5 • 303 • EAST CAROLINA
BORN: May 7, 1985, in Goldsboro, N.C.
HIGH SCHOOL: Goldsboro High School, Goldsboro, N.C.
ACQUIRED: College Free Agent, 2009

68

TACKLE

Stanley Bryant is a rookie tackle from East Carolina University who joined the Broncos as a college free agent on April 27, 2009... Played 19 career games (14 starts) in two seasons for the Pirates after transferring from Elizabeth City State University, a Division II school in Elizabeth City, N.C.... Saw action in 845 career snaps at East Carolina and was credited with a combined 62 knockdown blocks... Became a starter at left tackle for East Carolina midway through his junior year in 2007... Started 11 consecutive games from 2007-08, helping East Carolina defeat three consecutive ranked opponents and earn a No. 14 national ranking from the Associated Press early in 2008... Started all six games he played as a senior in 2008 and missed eight games with a knee injury... Played a total of 261 snaps and was credited with 22 knockdown blocks as a senior for the Pirates... Started against

Kentucky in the AutoZone Liberty Bowl to conclude his collegiate career and had four knockdown blocks in that contest... Saw time in all 13 games (8 starts) as a junior, logging 584 plays from scrimmage and recording 40 knockdowns... Started the last eight contests at left tackle for the Pirates as a junior and helped lead them to their first bowl victory in seven years with a 41-38 win against No. 24 Boise State in the Sheraton Hawaii Bowl... Earned a roster spot at East Carolina in the spring of 2007 after joining the program as a transfer walk-on... Attended Goldsboro High School in Goldsboro, N.C., where he was a three-year letterwinner... Majored in economics at East Carolina... Stanley Myron Bryant was born on May 7, 1985, in Goldsboro, N.C.



TONY CARTER
 5-9 • 175 • FLORIDA STATE
BORN: May 24, 1986, in Jacksonville, Fla.
HIGH SCHOOL: Mandarin High School, Jacksonville, Fla.
ACQUIRED: College Free Agent, 2009
CORNERBACK



37

Tony Carter is a rookie cornerback from Florida State University who joined the Broncos as a college free agent on April 27, 2009... Started all 50 career games he played at FSU and totaled 139 tackles (104 solo), nine interceptions (173 yds.) and 26 passes defended... Scored touchdowns on three interception returns and one fumble recovery return for the Seminoles... Added nine career punt returns for 132 yards (14.7 avg.) with one touchdown... Started 33 consecutive games to end his collegiate career... Became the first player in Florida State history to return a blocked extra point and a blocked field goal for scores in the same game when he accomplished the feat as a sophomore against Clemson (9/16/06)... Started all 13 games for FSU as a senior in 2008, earning second-team All-Atlantic Coast Conference honors... Posted career highs in tackles (45) and interceptions (4) as a junior in 2007... Named second-team freshman All-America and freshman All-ACC as a redshirt freshman in 2005, registering a team-high 12 pass breakups while starting all 13 games... Attended Mandarin High School in Jacksonville, Fla., where he was rated the No. 2 cornerback in the nation by Rivals.com and also saw time at quarterback and wide receiver... Was a teammate of Broncos defensive tackle Marcus Thomas at Mandarin High School... Father, Tony Sr., played basketball at Florida State... Received a bachelor's degree in social science from FSU and is working toward a second degree in political science from the school... Tony Carter was born on May 24, 1986, in Jacksonville, Fla.



BRITTON COLQUITT
 6-3 • 204 • TENNESSEE
BORN: March 20, 1985, in Knoxville, Tenn.
HIGH SCHOOL: Bearden High School, Knoxville, Tenn.
ACQUIRED: College Free Agent, 2009
PUNTER



4

Britton Colquitt is a rookie punter from the University of Tennessee who joined the Broncos as a college free agent on April 27, 2009... Played 43 career games at Tennessee, punting 209 times for 8,897 yards (42.6 avg.) with 73 punts placed inside the 20-yard line... Only had one punt blocked for his collegiate career and also handled kickoff duties... Received first-team All-Southeastern Conference honors as a sophomore in 2006 and second-team all-conference accolades as a junior in 2007... Played seven games as a senior in 2008, punting 42 times for 1,821 yards (43.4 avg.) with 13 punts placed inside the 20-yard line and a 71-yard long... Saw time in all 13 games for the Volunteers as a junior in 2007 and averaged 41.6 yards per punt (62-2,579) to earn second-team All-SEC honors... Ranked seventh in the nation and second in the conference with a 44.9-yard punting average (46-2,066) as a sophomore in 2006 to earn consensus first-team All-SEC honors... His 44.9-yard punting average as a sophomore was the fourth-best season mark in Tennessee history, and he finished the year with 18 punts placed inside the 20-yard line and only four touchbacks... Received all-state honors as a junior and senior at Bearden High School in Knoxville, Tenn., where he kicked and punted... Also lettered in soccer in high school, helping Bearden to a No. 1 national ranking and a state championship as a junior (25-0 record)... Father (Craig), brother (Dustin) and cousin (Jimmy) all punted for Tennessee... Craig Colquitt won two Super Bowl rings as the Steelers' punter from 1978-84, Dustin Colquitt punts for the Chiefs and Jimmy Colquitt punted for the Seahawks in 1985... Majored in mechanical engineering at Tennessee... Britton Colquitt was born on March 20, 1985, in Knoxville, Tenn.

DID YOU KNOW?

The Broncos own a 14-9 (.609) record when facing a team coming off its bye week since the 1990 season when the bye was first introduced by the NFL.



RULON DAVIS
 6-5 • 283 • CALIFORNIA
BORN: June 16, 1983, in San Diego
HIGH SCHOOL: Charter Oak High School, Covina, Calif.
ACQUIRED: College Free Agent, 2009
DEFENSIVE LINE



65

Rulon Davis is a rookie defensive lineman from the University of California who joined the Broncos as a college free agent on April 27, 2009... Played 21 career games (10 starts) for the Golden Bears in three seasons after transferring from Mt. San Antonio College, a junior college in Walnut, Calif.... Totaled 40 tackles (18 solo), 5.5 sacks (45 yds.) and three forced fumbles during his career at Cal... Started seven of the nine games he played as a senior in 2008 and recorded 19 tackles (8 solo), four sacks (28 yds.) and two forced fumbles for the Golden Bears... Missed five games with a foot injury as a senior... Given the Bob Tossier Award as Cal's most improved defensive lineman... Posted 16 tackles (9 solo) in six games (3 starts) as a junior in 2007... Contributed as a reserve during his sophomore season... Began his collegiate career at Mt. San Antonio College in 2004... Rated by Rivals.com as the No. 21 junior college prospect in the country after the 2005 season despite redshirting during that campaign... Attended Charter Oak High School in Covina, Calif., where he played on the offensive line... Joined the U.S. Marine Corps for three-plus years after high school and was deployed to Iraq as an avionics technician in March of 2004, serving in a helicopter squadron... Owns the top recorded vertical jump of all-time for a Cal defensive lineman at 33.5 inches... Named after former Broncos defensive end Rulon Jones, who played for the club from 1980-88 and was twice named to the Pro Bowl... Double-majored in sociology and African-American studies at California... Rulon Davis was born on June 16, 1983, in San Diego.



MITCH ERICKSON (I)
 6-5 • 286 • SOUTH DAKOTA STATE
BORN: May 14, 1985, in Hutchinson, Minn.
HIGH SCHOOL: Hutchinson High School, Hutchinson, Minn.
ACQUIRED: College Free Agent, 2008
GUARD




61

Mitch Erickson is a first-year guard from South Dakota State University who joined the Broncos as a college free agent on April 28, 2008, and spent his rookie year on Denver's practice squad... Started at either guard or tackle in every one of SDSU's 44 games played during his four seasons (2004-07) at the school... Was a first-team All-Great West Football Conference selection during each of his final three seasons and received first-team All-America honors from the Associated Press as a senior... Also tabbed his team's offensive Most Valuable Player that year, helping South Dakota State average 34.2 points per game and allow only 12 sacks... Picked up third-team All-America accolades from the Associated Press as a junior... Helped South Dakota State lead the conference in rushing as a sophomore, earning first-team all-conference accolades that year... Played all 11 games as a true freshman, earning honorable mention All-GWFC honors... Recognized as an all-state and all-metro choice as a senior at Hutchinson High School in Hutchinson, Minn., where he was twice named an all-conference selection and was a teammate of Denver rookie wide receiver Nate Swift... Also lettered in track during his prep career, setting a school record in the discus... Studied mechanical engineering at South Dakota State... Mitch Erickson was born on May 14, 1985, in Hutchinson, Minn.


DID YOU KNOW?

The Broncos' 13-10 win against the Boston Patriots at Boston University Field on Friday, Sept. 9, 1960, in front of 21,597 fans did more than mark the franchise's first victory in its first-ever regular-season game. Denver's contest at Boston also was the first regular-season game in American Football League history.

Halfback Al Carmichael also was credited with scoring the first touchdown in AFL (and Broncos) history in that game. On the first play of the second quarter, he took a short pass from quarterback Frank Tripucka along the right flat and reversed direction, going 59 yards down the left sideline for a touchdown that gave Denver a 7-3 lead.




MARCUS GORDON
 6-4 • 304 • KENTUCKY STATE
BORN: June 20, 1984, in Memphis, Tenn.
HIGH SCHOOL: Westside High School, Memphis, Tenn.
ACQUIRED: College Free Agent, 2009




75

TACKLE

Marcus Gordon is a rookie tackle from Kentucky State University who joined the Broncos as a college free agent on April 27, 2009... Started all 12 games in his only season at Kentucky State in 2008 after transferring from the University of Louisville... Served as a reserve guard and tackle for the Cardinals in 2006 after redshirting in 2005... Was a two-year starter at Highland Community College in Highland, Kan., before attending Louisville... Received honorable mention All-Jayhawk Conference recognition at Highland C.C. in 2004 and was voted the team's best offensive lineman... Attended Westside High School in Memphis, Tenn., where he earned all-region and all-conference honors in addition to receiving the team's Best Lineman Award... Majored in sociology at Kentucky State... Marcus Gordon was born on June 20, 1984, in Memphis, Tenn.



DAVID GRIMES
 5-9 • 183 • NOTRE DAME
BORN: Dec. 31, 1986, in Los Angeles
HIGH SCHOOL: St. Martin DePorres High School, Detroit
ACQUIRED: College Free Agent, 2009



82

WIDE RECEIVER

David Grimes is a rookie wide receiver from the University of Notre Dame who joined the Broncos as a college free agent on April 27, 2009... Played 45 career games (22 starts) at Notre Dame, totaling 90 receptions for 900 yards (10.0 avg.) with seven touchdowns and 36 kickoff returns for 852 yards (23.7 avg.)... Named one of three captains for the Fighting Irish as a senior in 2008 along with linebacker Maurice Crum Jr. and Broncos rookie safety David Bruton... Started eight games as a senior in 2008 and caught a career-high 35 passes for 321 yards (9.2 avg.) with three touchdowns, marking his third consecutive season with at least 26 receptions... Posted 27 catches for 224 yards (8.3 avg.) with two touchdowns as a junior and 26 catches for 336 yards (12.9 avg.) with two scores as a sophomore at Notre Dame... Returned 15 kickoffs for 338 yards (22.5 avg.) as a true freshman for the Fighting Irish... Attended St. Martin DePorres High School in Detroit, where he was named a first-team all-state selection as a senior after posting 48 receptions for 800 yards (16.7 avg.) with eight touchdowns... Also played basketball (guard) in high school... Majored in marketing at Notre Dame... David Michael Grimes was born on Dec. 31, 1986, in Los Angeles.



D.J. JOHNSON
 6-1 • 191 • JACKSON STATE
BORN: Nov. 7, 1985, in Texas City, Texas
HIGH SCHOOL: LaMarque High School, LaMarque, Texas
ACQUIRED: College Free Agent, 2009



35

CORNERBACK

D.J. Johnson is a rookie cornerback from Jackson State University who joined the Broncos as a college free agent on April 27, 2009... Played 24 career games in two seasons at Jackson State after beginning his collegiate career at the University of Missouri... Totaled 66 career tackles (52 solo) and 10 interceptions, two of which he returned for touchdowns, at Jackson State... Added 27 pass breakups and five kickoff returns for 120 yards while posting one forced fumble and one blocked kick with Jackson State... Named second-team All-America by the Associated Press and first-team All-Southwestern Athletic Conference as a senior after leading his team and placing third in his conference with five interceptions, including one returned for a touchdown... Selected as the Defensive MVP of the 2007 SWAC Championship Game during a junior season in which he started 12 games and had a team-high five interceptions... Played seven games (4 starts) at Missouri and had 17 tackles... Attended LaMarque High School in LaMarque, Texas, where he competed in football, basketball and track... Majored in psychology at Jackson State... Domanique Johnson was born on Nov. 7, 1985, in Texas City, Texas.



BRAXTON KELLEY
 6-0 • 242 • KENTUCKY
BORN: Oct. 24, 1986, LaGrange, Ga.
HIGH SCHOOL: LaGrange High School, LaGrange, Ga.
ACQUIRED: College Free Agent, 2009



48

INSIDE LINEBACKER

Braxton Kelley is a rookie inside linebacker from the University of Kentucky who joined the Broncos as a college free agent on April 28, 2009... Totaled 287 tackles (175 solo), 6.5 sacks (30 yds.), four forced fumbles, one fumble recovery and six pass breakups in 46 career games (42 starts) at Kentucky... Spent his first three seasons at middle linebacker before primarily playing weakside linebacker for the Wildcats as a senior... Named one of two team captains as a senior in 2008 for UK and earned the school's Most Outstanding Defensive Player Award after registering a team and career-high 98 tackles (49 solo), four sacks (21 yds.), two pass breakups and two forced fumbles as a 13-game starter... Ranked eighth in the Southeastern Conference in tackles per game (7.5) in 2008, earning second-team all-conference honors from *Phil Steele's College Football*... Had 63 tackles (34 solo) in 13 games (12 starts) as a junior for the Wildcats in 2007... Posted 82 tackles (57 solo) in 13 games (10 starts) as a sophomore... Received Freshman All-America honors from Rivals.com (second team) and *The Sporting News* (third team) while being named to the SEC All-Freshman Team in 2005, totaling 44 tackles (35 solo) and one sack (1 yd.) in seven games (7 starts) that year... Earned All-Georgia recognition from the *Atlanta Journal-Constitution* at LaGrange High School in LaGrange, Ga.... Twin brother, Brandon, plays defensive line at Tusculum College in Greeneville, Tenn.... Was a high school and college teammate of current Broncos linebacker Wesley Woodyard... Majored in kinesiology at Kentucky... Braxton Kelley was born on Oct. 24, 1986, in LaGrange, Ga.



KESTAHN MOORE
 5-10 • 214 • FLORIDA
BORN: April 13, 1987, in Dallas
HIGH SCHOOL: Mansfield Summit High School, Arlington, Texas
ACQUIRED: College Free Agent, 2009



38

RUNNING BACK

Kestahn Moore is a rookie running back from the University of Florida who joined the Broncos as a college free agent on April 27, 2009... Played 53 career games (21 starts) at Florida, totaling 235 carries for 1,281 yards (5.5 avg.) with 13 touchdowns along with 38 receptions for 231 yards (6.1 avg.) with three scores... Helped the Gators to BCS National Championship wins during the 2006 and '08 seasons... Had four games with multiple rushing scores for his career... Named a team captain and saw time in all 14 games (5 starts) for Florida during its national championship season as a senior in 2008, rushing 29 times for 142 yards (4.9 avg.) with four touchdowns... Also was the Gators' lead blocker on punt and kickoff returns as a senior... Registered a career-high 578 yards on 104 carries (5.6 avg.) with six scores in 13 games (8 starts) during the 2007 season, a year in which he received Southeastern Conference Academic Honor Roll accolades... Attended Mansfield Summit High School in Arlington, Texas, where he averaged 9.5 yards per carry (132-1,256) and had 12 rushing scores as a senior... Majored in sport management at Florida... Kestahn Moore was born on April 13, 1987, in Dallas.

DID YOU KNOW?

The Broncos have faced a team with a 6-0 or better record in the regular season only three times in franchise history. Denver lost to the 6-0 Colts by a 34-31 margin on Oct. 29, 2006, defeated the 6-0 Chargers with a 20-15 victory on Oct. 23, 1994, and lost to the 7-0 Chargers by a 37-0 decision on Oct. 29, 1961.



RASHOD MOULTON (1)
 5-11 • 201 • FORT VALLEY STATE
BORN: Nov. 6, 1979, in St. Petersburg, Fla.
HIGH SCHOOL: Lakewood High School, St. Petersburg, Fla.
ACQUIRED: Free Agent, 2008

40

CORNERBACK

Rashod Moulton is a first-year cornerback from Fort Valley State University who joined the Broncos' practice squad on Oct. 27, 2008, and competed on that unit for the remainder of the season... Spent his rookie year in 2007 on Jacksonville's practice squad after concluding his career at Fort Valley State... Entered the NFL with the Jaguars as a college free agent on May 14, 2007... Competed in Jacksonville's 2008 training camp but was waived on Sept. 2, 2008... Saw action at cornerback, safety, running back, wide receiver and returner for Fort Valley State... Started his senior year in 2006 at running back, gaining 109 yards on 20 carries (5.5 avg.), before switching to defensive back, totaling 29 tackles and five interceptions... Added 151 yards on 19 punt returns (7.9 avg.) and 358 yards on 19 kickoff returns (18.8 avg.)... Earned All-Southern Intercollegiate Athletic Conference honors as a junior in 2005 when he totaled 34 tackles (20 solo) and two interceptions while averaging 25.1 yards per kickoff return and 12.0 yards per punt return... Had 28 tackles and two interceptions to go along with a 16.1-yard punt return average for Fort Valley State as a sophomore... Attended Lakewood High School in St. Petersburg, Fla., where he was a three-year starter... Majored in business at Fort Valley State... Rashod Moulton was born on Nov. 6, 1979, in St. Petersburg, Fla.



EVERETTE PEDESCLEAUX
 6-4 • 312 • NORTHERN IOWA
BORN: Jan. 19, 1985, in Plymouth, Minn.
HIGH SCHOOL: Robbinsdale Armstrong High School, Plymouth, Minn.
ACQUIRED: College Free Agent, 2009

64

DEFENSIVE LINE

Everette Pedescleaux is a rookie defensive lineman from the University of Northern Iowa who joined the Broncos as a college free agent on April 27, 2009... Played 51 career games (21 starts) at Northern Iowa and totaled 112 tackles, 11 sacks and six blocked kicks... Helped lead Northern Iowa to playoff appearances in 2005, '07 and '08 along with conference titles in each of those seasons... Earned third-team All-America honors from the Associated Press as a senior in 2008 when he registered 62 total tackles, 11.5 tackles for a loss and 6.5 sacks... Also was a member of Northern Iowa's basketball team during his redshirt freshman and sophomore seasons but did not play in any games... Enrolled at the University of Minnesota in January 2005 and transferred to Northern Iowa before the start of the '05 season... Attended Robbinsdale Armstrong High School in Plymouth, Minn., where he played football and basketball... Was a two-time all-conference and all-state selection in football and a three-time all-conference pick in basketball... Set school prep records for career points (1,474) and rebounds (702) in addition to being named Minnesota's "Mr. Basketball" in 2004... Double-majored in studio art and communications at Northern Iowa... Everette Pedescleaux was born on Jan. 19, 1985, in Plymouth, Minn.

BRONCOS BESTS IN SEASON OPENERS

PASSING YARDS			RUSHING YARDS			RECEIVING YARDS		
Player	Game	Yds.	Player	Game	Yds.	Player	Game	Yds.
1. Frank Tripucka	vs. S.D., 9/7/62	376	1. Quentin Griffin	vs. K.C., 9/12/04	156	1. Shannon Sharpe	vs. Buf., 9/3/95	180
2. John Elway	vs. S.D., 9/4/94	371	2. Travis Henry	at Buf., 9/9/07	139	2. Rick Upchurch	vs. K.C., 9/21/75	153
3. John Elway	vs. Sea., 9/13/87	338	3. Clinton Portis	at Cin., 9/7/03	120	3. Eddie Royal	at Oak., 9/8/08	146
4. Brian Griese	vs. NYG 9/10/01	330	4. Gaston Green	vs. Cin., 9/1/91	116	4. Lionel Taylor	at Buf., 9/10/61	132
5. Charley Johnson	vs. K.C., 9/21/75	329	5. Floyd Little	vs. Bos., 9/14/69	105	5. Al Denson	vs. Bos., 9/3/67	131
6. John Elway	vs. Buf., 9/3/95	317	6. Tatum Bell	at Stl., 9/10/06	103	6. Al Carmichael	at Bos., 9/9/60	130
7. Brian Griese	at Stl., 9/4/00	307	7. Terrell Davis	vs. NYG, 9/10/01	101	7. Rod Smith	vs. K.C., 8/31/97	122
8. Jay Cutler	at Buf., 9/9/07	304	8. Mark Jackson	vs. K.C., 8/31/97	101	8. Mark Jackson	at LAA, 9/9/90	121
9. Jay Cutler	at Oak., 9/8/08	300	Floyd Little	vs. Hou., 9/17/72	101	9. Javon Walker	at Buf., 9/9/07	119
						Mike Pritchard	vs. S.D., 9/4/94	119



LEE ROBINSON
 6-2 • 256 • ALCORN STATE
BORN: April 23, 1987, in Centreville, Miss.
HIGH SCHOOL: Amite County High School, Liberty, Miss.
ACQUIRED: College Free Agent, 2009

51

INSIDE LINEBACKER

Lee Robinson is a rookie inside linebacker from Alcorn State University who joined the Broncos as a college free agent on April 27, 2009... Totaled 334 tackles (193 solo), 18.5 sacks (112 yds.), three interceptions (66 yds.), 11 pass breakups, seven forced fumbles and two fumble recoveries in 43 career games at Alcorn State... Had 12 games with at least 10 tackles for his collegiate career and scored two touchdowns (one interception return, one fumble return)... Posted a team and career-high 111 tackles (71 solo) along with 3.5 sacks (17 yds.) and three interceptions in 12 games as a senior for Alcorn State in 2008... Ranked fifth in the Southwestern Athletic Conference in tackles per game (9.3) during his senior campaign to earn first-team all-conference honors... Selected to play in the Texas vs. the Nation All-Star Game following his senior year... Registered 82 tackles (41 solo), including 14 for a loss, as a junior in 2007 after totaling a career-high 7.5 sacks (64 yds.) as a sophomore for Alcorn State... Attended Amite County High School in Liberty, Miss., where he lettered in baseball, basketball, football and track... Won the state title in the long jump and triple jump as a senior... Joins linebacker Louis Green as former Alcorn State players on the Broncos' roster... Majored in animal science at Alcorn State... Lee Robinson was born on April 23, 1987, in Centreville, Miss.



TRAVIS SHELTON
 5-9 • 189 • TEMPLE
BORN: April 23, 1985, in West Palm Beach, Fla.
HIGH SCHOOL: South Plantation High School, Plantation, Fla.
ACQUIRED: College Free Agent, 2009

13

WIDE RECEIVER

Travis Shelton is a rookie wide receiver from Temple University who joined the Broncos as a college free agent on April 27, 2009... Played 36 career games (12 starts) at Temple, totaling 64 receptions for 784 yards (12.3 avg.) with four touchdowns and 25 rushes for 205 yards (8.2 avg.)... Added 97 career kickoff returns for a school-record 2,507 yards (25.8 avg.) with two touchdowns and two punt returns for 14 yards... Totaled 3,510 all-purpose yards for his career at Temple (97.5 yards per game)... Earned second-team All-Mid-American Conference honors as a kickoff returner as a senior in 2008, leading the nation with a 31.3-yard return average (23-720) and posting a 92-yard touchdown return (at Kent State 11/12/08)... Played 11 games (4 starts) as a senior and finished the year with 20 catches for 230 yards (11.5 avg.)... Averaged 196.7 all-purpose yards per game as a sophomore in 2006, seeing action in Temple's final six games (5 starts) and totaling 1,180 yards... His 196.7 all-purpose yards per game average would have led the nation if he played in 75 percent of his team's games... Returned 27 kickoffs for 778 yards (28.8 avg.) with a 96-yard touchdown (vs. Bowling Green 10/28/06) and added 20 receptions for a career-high 344 yards (17.2 avg.) with three scores as a sophomore... Received Eastern College Athletic Conference all-star honors as both a wide receiver and return specialist in 2006... Attended South Plantation High School in Plantation, Fla., where he played wide receiver and running back in addition to serving as a return specialist... Competed in track in high school, placing eighth nationally in the 60 meters... Has three cousins in the NFL (Broncos LB Andra Davis, Patriots DB Jarvis Herring and Bears WR Devin Hester)... Majored in African-American studies at Temple... Travis Shelton was born on April 23, 1985, in West Palm Beach, Fla.

DID YOU KNOW?

The Broncos in 2009 will make their first-ever trips to two of the three current stadiums in the league in which they have never played when they visit Indianapolis (Lucas Oil Stadium on Sunday, Dec. 13) and Philadelphia (Lincoln Financial Field on Sunday, Dec. 27). The only other current stadium in the NFL in which Denver has never played is the Dallas Cowboys' new stadium, which opens this year.



NATE SWIFT

6-2 • 202 • NEBRASKA

BORN: Aug. 24, 1985, in Hutchinson, Minn.

HIGH SCHOOL: Hutchinson High School, Hutchinson, Minn.

ACQUIRED: College Free Agent, 2009



83

WIDE RECEIVER

Nate Swift is a rookie wide receiver from the University of Nebraska who joined the Broncos as a college free agent on April 27, 2009... Played 51 career games (29 starts) at Nebraska, totaling a school-record 166 receptions for 2,476 yards (14.9 avg.) with 22 touchdowns... Finished his career ranked second in Nebraska annals in both receiving yards and receiving touchdowns... Had eight 100-yard receiving games for his career... Added 28 career punt returns for 352 yards (12.6 avg.) with one touchdown... Received honorable mention All-Big 12 Conference accolades as a senior in 2008, totaling the second-most receptions (63), receiving yards (941) and receiving touchdowns (10) for a year in Cornhuskers history as a 13-game starter... Also returned 23 punts for 296 yards (12.9 avg.) with one touchdown as a senior... Saw time in 12 games (8 starts) as a junior in 2007 and had 36 catches for 520 yards (14.4 avg.) with three touchdowns... Earned honorable mention All-Big 12 accolades as a redshirt freshman in 2005, posting 45 catches for 641 yards (14.2 avg.) with seven scores... Set Nebraska freshman records for every major receiving category... Attended Hutchinson High School in Hutchinson, Minn., where he was a three-year starter and scored 72 career touchdowns... Led the state of Minnesota with 2,500 rushing yards and had 30 touchdowns as a senior, earning Minnesota Player of the Year honors from the Associated Press... Was a high school teammate of Broncos guard Mitch Erickson... Honored twice as a second-team Academic All-Big 12 selection (2005-06) at Nebraska, where he majored in construction management... Nate Swift was born on Aug. 24, 1985, in Hutchinson, Minn.



LUCAS TAYLOR

5-11 • 188 • TENNESSEE

BORN: Sept. 28, 1986, in Lafayette, La.

HIGH SCHOOL: Carencro High School, Lafayette, La.

ACQUIRED: College Free Agent, 2009



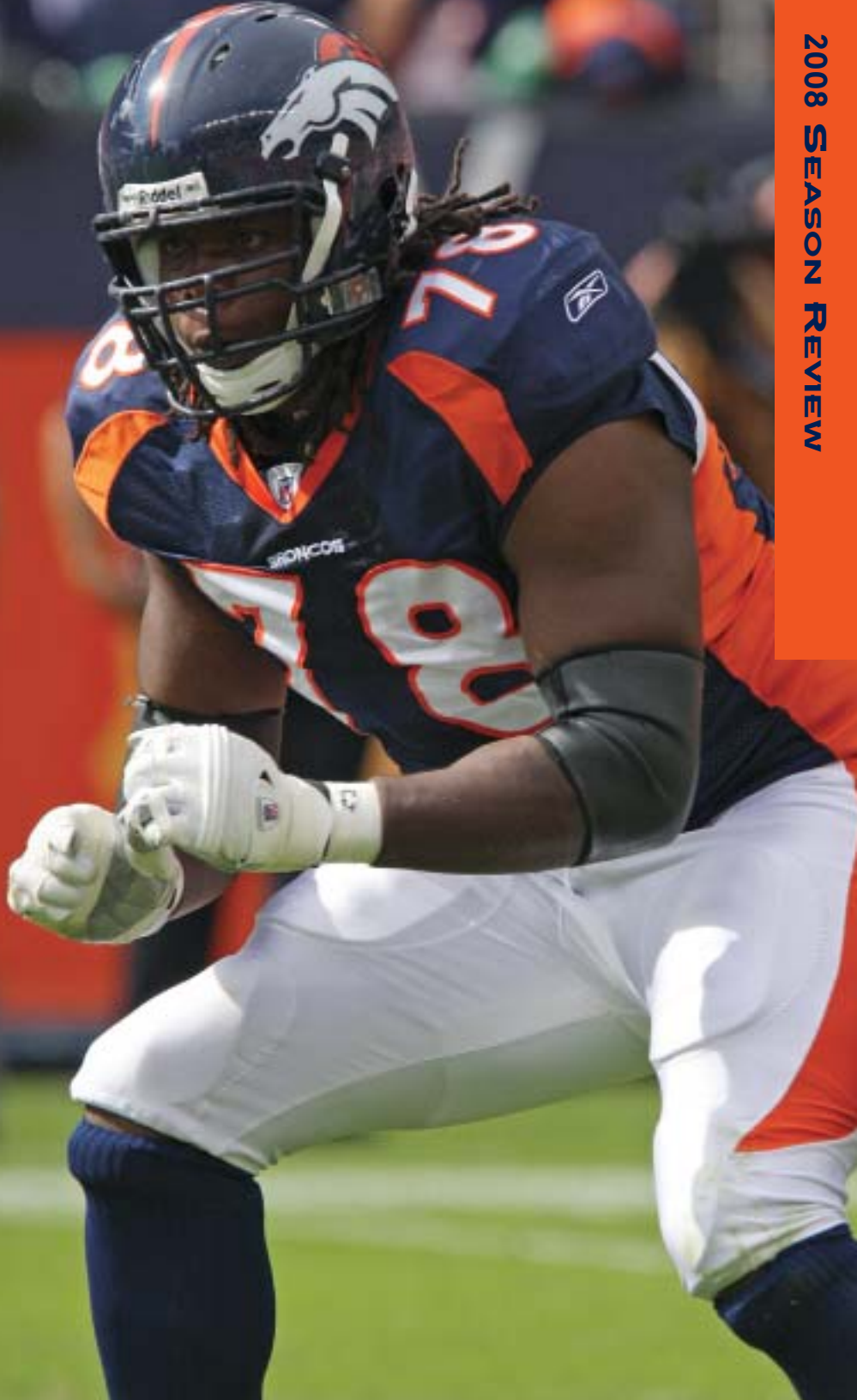
17

WIDE RECEIVER

Lucas Taylor is a rookie wide receiver from the University of Tennessee who joined the Broncos as a college free agent on April 27, 2009... Played 46 career games (23 starts) at Tennessee, totaling 113 receptions for 1,433 yards (12.7 avg.) with six touchdowns... Had six 100-yard receiving games for his career... Added 26 kick-off returns for 546 yards (21.0 avg.) and 13 punt returns for 80 yards (6.2 avg.) at Tennessee... Threw two career touchdown passes (56-yarder vs. Georgia 10/16/07 and a 48-yarder vs. Florida 9/16/06)... Played 11 games (10 starts) as a senior in 2008 and posted 26 receptions for 332 yards (12.8 avg.) with one touchdown... Received second-team All-Southeastern Conference honors (Associated Press) as a junior in 2007, ranking second in the conference in receiving yards (1,000) and third in receptions (73) while totaling five receiving scores and starting all 13 games... His 73 catches marked the second-best season total in UT annals... Posted at least 100 receiving yards in three of the Volunteers' first four games in 2007 and finished the year with five 100-yard receiving efforts... Recorded career highs in receptions (11) and receiving yards (186) at Mississippi State (10/13/07)... Earned honorable mention Class 5A all-state honors at Carencro High School in Lafayette, La., where he was a three-year starter at quarterback... Threw for 550 yards and five touchdowns while rushing for more than 1,500 yards with 15 scores as a senior at Carencro... Ran for 539 yards and six touchdowns against Barbe High School during his senior prep campaign... Majored in sport management at Tennessee... Lucas Taylor was born on Sept. 28, 1986, in Lafayette, La.

Did You Know?

The Broncos' 136-90 (.602) record in AFC West play since the inception of the 16-game schedule in 1978 represents the best divisional record of any AFC team while ranking second among all NFL clubs. Only the 49ers (119-77-1 / .607) have a better record in divisional games than the Broncos since 1978.



2008 FINAL REGULAR SEASON STATISTICS (8-8)

Date	W-L	Score	Opponent	Attendance	RUSHING	No.	Yds.	Avg.	Long	TD
Sept 8	W	41-14	at Oakland	62,762	Hillis	68	343	5.0	19	5
Sept 14	W	39-38	San Diego	75,915	Pittman	76	320	4.2	20	4
Sept 21	W	34-32	New Orleans	75,713	Young	61	303	5.0	49	1
Sept 28	L	19-33	at Kansas City	74,623	T. Bell	44	249	5.7	37t	2
Oct 5	W	16-13	Tampa Bay	75,480	Cutler	57	200	3.5	18	2
Oct 12	L	17-24	Jacksonville	75,674	Hall	35	144	4.1	16	0
Oct 20	L	7-41	at New England	68,756	Pope	17	130	7.6	24	0
Nov 2	L	17-26	Miami	75,499	Royal	11	109	9.9	71	0
Nov 6	W	34-30	at Cleveland	73,141	Torain	15	69	4.6	19	1
Nov 16	W	24-20	at Atlanta	64,358	Scheffler	1	-1	-1.0	-1	0
Nov 23	L	10-31	Oakland	76,067	Marshall	2	-4	-2.0	7	0
Nov 30	W	34-17	at New York Jets	78,809	BRONCOS	387	1862	4.8	71	15
Dec 7	W	24-17	Kansas City	75,187	OPPONENTS	469	2337	5.0	65	26
Dec 14	L	10-30	at Carolina	73,690	RECEIVING	No.	Yds.	Avg.	Long	TD
Dec 21	L	23-30	Buffalo	74,539	Marshall	104	1265	12.2	47	6
Dec 28	L	21-52	at San Diego	69,131	Royal	91	980	10.8	93t	5

TEAM STATISTICS	Den	Opp
TOTAL FIRST DOWNS	354	327
Rushing	103	122
Passing	223	186
Penalty	28	19
3RD DOWN: MADE/ATT	95/200	89/202
3rd Down Pct.	47.5	44.1
4TH DOWN: MADE/ATT	4/10	10/18
4th Down Pct.	40.0	55.6
POSSESSION AVG.	28:44	31:16
TOTAL NET YARDS	6333	5993
Avg. Per Game	395.8	374.6
Total Plays	1019	990
Avg. Per Play	6.2	6.1
NET YARDS RUSHING	1862	2337
Avg. Per Game	116.4	146.1
Total Rushes	387	469
NET YARDS PASSING	4471	3656
Avg. Per Game	279.4	228.5
Sacked/Yards Lost	12/74	26/141
Gross Yards	4545	3797
Att./Completions	620/386	495/333
Completion Pct.	62.3	67.3
Had Intercepted	6	6
PUNTS/AVERAGE	46/46.7	52/46.4
NET PUNTING AVG.	46/37.8	52/39.6
PENALTIES/YARDS	77/739	83/738
FUMBLES/BALL LOST	18/12	15/7
TOUCHDOWNS	42	50
Rushing	15	26
Passing	25	20
Returns	2	4

SCORE BY PERIODS	1	2	3	4	OT	PTS
BRONCOS	106	86	70	108	0	370
OPPONENTS	84	145	88	131	0	448

SCORING	TD	Ru	Pa	Ret	PAT	FG	S	PTS
Prater	0	0	0	0	39/40	25/34	0	114
Hillis	6	5	1	0	0	0	0	36
Marshall	6	0	6	0	0	0	0	36
Royal	5	0	5	0	0	0	0	32
Graham	4	0	4	0	0	0	0	24
Pittman	4	4	0	0	0	0	0	24
Scheffler	3	0	3	0	0	0	0	18
Stokley	3	0	3	0	0	0	0	18
Cutler	2	2	0	0	0	0	0	14
T. Bell	2	2	0	0	0	0	0	12
Fox	1	0	0	1	0	0	0	6
D. Jackson	1	0	1	0	0	0	0	6
N. Jackson	1	0	1	0	0	0	0	6
Pope	1	0	1	0	0	0	0	6
Torain	1	1	0	0	0	0	0	6
Webster	1	0	0	1	0	0	0	6
Young	1	1	0	0	0	0	0	6
BRONCOS	42	15	25	2	39/40	25/34	0	370
OPPONENTS	50	26	20	4	48/48	32/35	1	448

2-PT. CONVERSIONS: Cutler, Royal, **BRONCOS 2-2, OPPONENTS 1-2**
SACKS: Dumervil 5, Ekuban 5, Peterson 3, Moss 2.5, D. Williams 2.5, Webster 2, Robertson 1.5, C. Bailey 1, Engelberger 1, Haggan 1, (group) 1, Winborn 0.5, **BRONCOS 26.0, OPPONENTS 12.0**
FUM/LOST: Cutler 5/2, Marshall 4/3, Hall 2/2, Royal 2/1, C. Jackson 1/0, Ramsey 1/1, Scheffler 1/1, Thomas 1/1, Young 1/1

PASSING	Att.	Comp.	Yds.	Cmp%	Yds/Att.	TD	TD%	Int	Int%	Long	Sack/Lost	Rating
Cutler	616	384	4526	62.3	7.35	25	4.1	18	2.9	93t	11/69	86.0
Ramsey	3	2	19	66.7	6.33	0	0.0	0	0.0	10	1/5	84.0
Royal	1	0	0	0.0	0.00	0	0.0	0	0.0	—	0/0	39.6
BRONCOS	620	386	4545	62.3	7.33	25	4.0	18	2.9	93t	12/74	85.9
OPPONENTS	495	333	3797	67.3	7.67	20	4.0	6	1.2	74	26/141	98.5

2008 FINAL REGULAR SEASON DEFENSIVE STATISTICS

Based on coaches film review

PLAYER	TOTAL	SOLO	ASSIST	SACKS-Yds.	INTS-Yds.	PD	FF	FR
1. Winborn	117	84	33	0.5-2.5	0-0	10	0	0
2. D. Williams	103	83	20	2.5-13	0-0	1	0	1
3. Webster	90	71	19	2-9	0-0	5	1	1
4. Manuel	87	68	19	0-0	0-0	7	0	0
5. Bly	77	63	14	0-0	2-5	8	1	0
6. Thomas	57	35	22	0-0	1-11	1	0	0
7. C. Bailey	56	45	11	1-5	1-0	4	3	0
8. Woodyard	54	47	7	0-0	0-0	1	1	0
9. Engelberger	51	34	17	1-1	0-0	0	1	0
10. Ekuban	49	39	10	5-34	0-0	1	0	1
11. Robertson	45	24	21	1.5-3.5	0-0	0	1	0
12. B. Bailey	44	33	11	0-0	0-0	0	0	1
Dumervil	44	30	14	5-35	0-0	0	1	1
14. J. Bell	43	36	7	0-0	0-0	4	0	0
15. Peterson	39	23	16	3-14	0-0	1	1	0
16. McCree	36	28	8	0-0	0-0	2	0	0
17. Paymah	29	26	3	0-0	1-13	4	0	1
18. Moss	25	16	9	2.5-13	0-0	0	0	0
19. Clemons	24	10	14	0-0	0-0	1	0	0
20. Barrett	23	15	8	0-0	1-34	4	0	0
21. Lowry	21	14	7	0-0	0-0	3	0	0
22. Fox	20	13	7	0-0	0-0	0	0	1
Haggan	20	16	4	1-1	0-0	0	0	0
24. Larsen	15	13	2	0-0	0-0	1	0	0
25. J. Williams	9	9	0	0-0	0-0	0	0	0
26. Green	6	4	2	0-0	0-0	0	0	0
Rogers	6	4	2	0-0	0-0	0	0	0
28. Shaw	5	3	2	0-0	0-0	0	0	0
29. Crowder	4	2	2	0-0	0-0	0	0	0
30. Koutouvides	2	1	1	0-0	0-0	0	0	0
31. Abdullah	1	1	0	0-0	0-0	0	0	0
Team	1	1	0	1-10	0-0	0	0	0
TOTALS	1203	891	312	26-141	6-63	58	10	7

MISCELLANEOUS TACKLES: Harris 3, Stokley 3, Wiegmann 3, Marshall 2, T. Bell 1, Clady 1, Cutler 1, Graham 1, Hamilton 1, Hillis 1, D. Jackson 1, N. Jackson 1, Kuper 1, Larsen 1, Royal 1, Scheffler 1.

MISCELLANEOUS FUMBLE RECOVERIES: Kuper 1.

MISCELLANEOUS FORCED FUMBLES: Stokley 1.

DEFENSIVE TOUCHDOWNS: Webster (34-yd. FUM return vs. N.O., 9/21), Fox (23-yd. FUM return at NYJ, 11/30).

TWO-POINT CONVERSION STOPS: vs. N.O. (9/21).

BLOCKED PUNTS: None. **BLOCKED KICKS:** None.

2008 FINAL REGULAR SEASON SPECIAL TEAMS STATISTICS

Based on unofficial press box statistics

PLAYER	TOTAL	SOLO	ASSIST	FF	FR	BK	BP	TD
1. Paymah	11	10	1	0	0	0	0	0
Woodyard	11	9	2	0	0	0	0	0
3. Koutouvides	9	9	0	0	0	0	0	0
Larsen	9	8	1	0	0	0	0	0
5. Hall	6	6	0	0	0	0	0	0
6. Barrett	5	4	1	0	0	0	0	0
Green	5	5	0	0	0	0	0	0
J. Williams	5	5	0	0	0	0	0	0
9. Haggan	4	4	0	0	0	0	0	0
N. Jackson	4	2	2	0	0	0	0	0
Leach	4	4	0	0	0	0	0	0
Winborn	4	3	1	0	0	0	0	0
C. Bailey	3	3	0	0	0	0	0	0
Fox	3	3	0	0	0	0	0	0
Prater	3	3	0	0	0	0	0	0
16. Hillis	2	2	0	0	0	0	0	0
Jones	2	2	0	0	0	0	0	0
Manuel	0	0	2	0	0	0	0	0
Rogers	2	2	0	0	0	0	0	0
20. T. Bell	1	1	0	0	0	0	0	0
Pope	1	0	1	0	0	0	0	0
Scheffler	1	1	0	0	0	0	0	0
Webster	1	0	1	0	0	0	0	0
24. Boyd	0	0	0	0	1	0	0	0
Royal	0	0	0	0	1	0	0	0
TOTALS	98	86	12	0	2	0	0	0

2008 FINAL PRESEASON STATISTICS (2-2)

DATE	W-L	SCORE	OPPONENT	ATTENDANCE	RUSHING	No.	Yds.	Avg.	Long	TD
Aug 9	L	16-19	at Houston	70,020	Alridge	27	130	4.8	27	0
Aug 16	W	23-13	Dallas	74,484	Hall	24	113	4.7	18	1
Aug 22	L	24-27	Green Bay	74,213	Pittman	37	98	2.6	16	1
Aug 29	W	28-14	at Arizona	63,215	Young	19	81	4.3	21	0

TEAM STATISTICS

	Den	Opp
TOTAL FIRST DOWNS	77	77
Rushing	29	23
Passing	38	49
Penalty	10	5
3RD DOWN: MADE/ATT	25/59	23/52
3rd Down Pct.	42.4	44.2
4TH DOWN: MADE/ATT	2/5	2/5
4th Down Pct.	40.0	40.0
POSSESSION AVG.	32:04	27:56
TOTAL NET YARDS	1344	1283
Avg. Per Game	336.0	320.8
Total Plays	251	244
Avg. Per Play	5.4	5.3
NET YARDS RUSHING	542	375
Avg. Per Game	135.5	93.8
Total Rushes	128	110
NET YARDS PASSING	802	908
Avg. Per Game	200.5	227.0
Sacked/Yards Lost	2/4	9/48
Gross Yards	806	956
Att./Completions	121/78	125/81
Completion Pct.	64.8	64.8
Had Intercepted	3	3
PUNTS/AVERAGE	16/44.8	15/44.0
NET PUNTING AVG.	16/38.1	15/44.7
PENALTIES/YARDS	31/246	20/207
FUMBLES/BALL LOST	2/0	6/4
TOUCHDOWNS	9	7
Rushing	3	3
Passing	5	4
Returns	1	0

SCORE BY PERIODS

	1	2	3	4	OT	PTS
BRONCOS	20	28	6	37	0	91
OPPONENTS	10	37	13	13	0	73

SCORING

	TD	Ru	Pa	Ret	K-PAT	FG	S	PTS
Prater	0	0	0	0	8/8	9/11	0	35
Marshall	2	0	2	0	0	0	0	12
Pittman	2	1	1	0	0	0	0	12
Colbert	1	0	1	0	0	0	0	6
Cutler	1	1	0	0	0	0	0	6
Hall	1	1	0	0	0	0	0	6
N. Jackson	1	0	1	0	0	0	0	6
J. Williams	1	0	0	1	0	0	0	6
Hackney	0	0	0	0	0	0	0	2
BRONCOS	9	3	5	1	8/8	9/11	0	91
OPPONENTS	7	3	4	0	7/7	8/9	0	73

2-PT. CONVERSIONS: Hackney, BRONCOS 1-1, OPPONENTS 0-0

SACKS: Dumervil 2, Woodyard 2, Beck 1, Crowder 1, Morton 1, Moss 1, Peterson 1, BRONCOS 9.0, OPPONENTS 2.0

FUM/Lost: Alridge 1/0, Martinez 1/0

	No.	Yds.	Avg.	Long	TD
Alridge	27	130	4.8	27	0
Hall	24	113	4.7	18	1
Pittman	37	98	2.6	16	1
Young	19	81	4.3	21	0
Hackney	9	51	5.7	16	0
Cutler	2	21	10.5	15	1
Russell	1	13	13.0	13	0
Scheffler	1	12	12.0	12	0
Martinez	1	9	9.0	9	0
Sapp	3	9	3.0	5	0
Colbert	1	3	3.0	3	0
Hillis	1	1	1.0	1	0
D. Jackson	2	1	0.5	2	0
BRONCOS	128	542	4.2	27	3
OPPONENTS	110	375	3.4	26	3

	No.	Yds.	Avg.	Long	TD
Marshall	10	139	13.9	49	2
Russell	10	86	8.6	19	0
Pittman	10	41	4.1	10	1
Colbert	8	142	17.8	87	1
N. Jackson	5	39	7.8	11	1
Alridge	5	33	6.6	12	0
Royal	4	80	20.0	35	0
Scheffler	4	55	13.8	38	0
Stokley	3	34	11.3	15	0
Martinez	3	32	10.7	20	0
Sapp	3	20	6.7	10	0
Young	3	17	5.7	15	0
Pierce	2	16	8.0	11	0
Hillis	2	14	7.0	14	0
Hall	2	12	6.0	12	0
Mustard	1	16	16.0	16	0
D. Jackson	1	14	14.0	14	0
Parker TM	1	9	9.0	9	0
Graham	1	7	7.0	7	0
BRONCOS	78	806	10.3	87	5
OPPONENTS	81	956	11.8	41	4

	No.	Yds.	Avg.	Long	TD
Marshall	10	139	13.9	49	2
Russell	10	86	8.6	19	0
Pittman	10	41	4.1	10	1
Colbert	8	142	17.8	87	1
N. Jackson	5	39	7.8	11	1
Alridge	5	33	6.6	12	0
Royal	4	80	20.0	35	0
Scheffler	4	55	13.8	38	0
Stokley	3	34	11.3	15	0
Martinez	3	32	10.7	20	0
Sapp	3	20	6.7	10	0
Young	3	17	5.7	15	0
Pierce	2	16	8.0	11	0
Hillis	2	14	7.0	14	0
Hall	2	12	6.0	12	0
Mustard	1	16	16.0	16	0
D. Jackson	1	14	14.0	14	0
Parker TM	1	9	9.0	9	0
Graham	1	7	7.0	7	0
BRONCOS	78	806	10.3	87	5
OPPONENTS	81	956	11.8	41	4

	No.	Yds.	Avg.	Long	TD
Marshall	10	139	13.9	49	2
Russell	10	86	8.6	19	0
Pittman	10	41	4.1	10	1
Colbert	8	142	17.8	87	1
N. Jackson	5	39	7.8	11	1
Alridge	5	33	6.6	12	0
Royal	4	80	20.0	35	0
Scheffler	4	55	13.8	38	0
Stokley	3	34	11.3	15	0
Martinez	3	32	10.7	20	0
Sapp	3	20	6.7	10	0
Young	3	17	5.7	15	0
Pierce	2	16	8.0	11	0
Hillis	2	14	7.0	14	0
Hall	2	12	6.0	12	0
Mustard	1	16	16.0	16	0
D. Jackson	1	14	14.0	14	0
Parker TM	1	9	9.0	9	0
Graham	1	7	7.0	7	0
BRONCOS	78	806	10.3	87	5
OPPONENTS	81	956	11.8	41	4

INTERCEPTIONS

	No.	Yds.	Avg.	Long	TD
J. Williams	2	123	61.5	89	1
Larsen	1	39	39.0	39	0
BRONCOS	3	162	54.0	89	1
OPPONENTS	3	71	23.7	34	0

PUNTING

	No.	Yds.	Avg.	Net	TB	In	Lg	B
Kern	9	418	46.4	34.4	1	2	63	1
Paulescu	6	299	49.8	44.2	0	3	57	0
BRONCOS	16	717	44.8	38.1	1	5	63	1
OPPONENTS	15	720	48.0	44.7	1	3	72	0

PUNT RETURNS

	No.	FC	Yds.	Avg.	Long	TD
Martinez	4	1	16	4.0	11	0
McDaniel	4	1	10	2.5	6	0
Royal	1	1	4	4.0	4	0
BRONCOS	9	3	30	3.3	11	0
OPPONENTS	8	1	88	11.0	43	0

KICKOFF RETURNS

	No.	Yds.	Avg.	Long	TD
Alridge	3	75	25.0	29	0
Hall	3	72	24.0	32	0
Martinez	2	47	23.5	24	0
Royal	2	48	24.0	27	0
Russell	2	49	24.5	25	0
BRONCOS	12	291	24.3	32	0
OPPONENTS	10	252	25.2	39	0

Field Goals

	1-19	20-29	30-39	40-49	50+
Prater	1/1	2/2	4/5	2/3	0/0
BRONCOS	1/1	2/2	4/5	2/3	0/0
OPPONENTS	0/0	4/4	0/0	3/3	1/2

PRATER: (30N,38G,31G,26G)(49N,29G,19G,43G)(40G)(32G,38G)
 OPPONENTS: (23G,52G,23G,25G)(42G,29G)(44G,46G,53N)(1)

	Att.	Comp.	Yds.	Cmp%	Yds/Att.	TD	TD%	Int	Int%	Long	Sack/Lost	Rating
Cutler	43	30	352	69.8	8.19	3	7.0	0	0.0	49	0/0	117.6
Ramsey	40	24	169	60.0	4.23	1	2.5	3	7.5	28	0/0	46.8
Hackney	38	24	285	63.2	7.50	1	2.6	0	0.0	87	2/4	94.7
BRONCOS	121	78	806	64.5	6.66	5	4.1	3	2.5	87	2/4	87.0
OPPONENTS	125	81	956	64.8	7.65	4	3.2	3	2.4	41	9/48	88.6

2008 FINAL PRESEASON DEFENSIVE STATISTICS

Based on unofficial press box statistics

PLAYER	TOTAL	SOLO	ASSIST	SACKS-Yds.	INTS-Yds.	PD	FF	FR
1. Woodyard	21	20	1	2-15	0-0	1	1	0
2. Foxworth	19	19	0	0-0	0-0	2	0	0
3. Winborn	13	8	5	0-0	0-0	0	0	0
4. Barrett	11	6	5	0-0	0-0	0	0	0
5. Beck	9	9	0	1-5	0-0	0	0	0
McCree	9	5	4	0-0	0-0	1	0	0
Paymah	9	8	1	0-0	0-0	0	0	0
Rogers	9	8	1	0-0	0-0	0	0	0
9. Peterson	8	7	1	1-0	0-0	0	0	0
10. Koutouvides	7	7	0	0-0	0-0	0	0	1
Larsen	7	3	4	0-0	1-39	2	0	0
Webster	7	7	0	0-0	0-0	1	0	0
13. Manuel	6	4	2	0-0	0-0	0	0	0
McKinley	6							

2008 REGULAR SEASON MISCELLANEOUS STATISTICS

DRIVE ENGINEERING

Quarterback	Drives											Points Pts./			Quarterback			Directing Offense**		
	Started	TD	FG	FGA	PNT	DWN	TRN	SAF	CLK	RPL	Yielded	Drive	Drive Efficiency*	Plays	Yards	Av.				
Cutler	166	40	25	9	46	6	28	1	11	0	356	2.14	39.2%	47.7%	995	6334	6.4			
Ramsay	1	0	0	0	0	1	0	0	0	0	0.00	0.0%	0.0%	4	14	3.5				
DENVER	167	40	25	9	46	6	29	1	11	(0)	356	2.13	38.9%	47.4%	999	6348	6.4			
OPONENTS	168	46	32	3	52	8	13	0	14	(0)	418	2.49	46.4%	52.6%	975	6008	6.2			

(* - the second number is the percentage the quarterback has put his team in position to score, allowing for missed field goals and subtracting those drives ended by the clock and replaced due to injury. Quarterbacks who leave the game during a drive only get a replacement credit if team goes on to earn at least one first down. Blocked punts for safeties counted as drive ended by punt; ** - does not include plays when not at helm or not truly setting a play in motion, i.e., muffed punts/kneel downs/spiked balls.)

KICKOFF ANALYSIS

Kicker	Total	Ret.	No.	FC	MF	TB	EZ+	OB	OnS	SQB	Opp.	OSY	OSY	ASY	ASY
Prater	81	62	1	0	0	19	5	0	(1)	(1)	2254	1874	028	030	030
OPONENTS	95	70	0	0	0	24	5	0	(0)	(0)	2334	1824	025	026	026

(KEY: MF-muffed; EZ+through or over end zone; OSY-Opponent Starting Yardline; ASY-Average Starting Yardline; Ret-averages using returned kicks only. OnSides (OnS), short squibs (SQB) and free kicks are omitted in figuring the above; out-of-bounds are not. Yardlines determined from spot of penalties, not after they are assessed. Returns on inside kicks are omitted from the above.)

FIRST DOWNS

Team	Rushing			Passing			Overall			Times Gained					Miscellany			
	Plays	Yds.	Av.	Plays	Yds.	Av.	Plays	Yds.	Av.	20+	10+	5+	2-	0	Neg	TD	QBS	TO
DENVER	185	798	4.3	282	1937	6.9	467	2735	5.86	23	100	215	200	112	46	11	4	9
OPONENTS	255	1292	5.1	189	1143	6.1	444	2514	5.66	22	89	183	203	92	32	17	7	5

YARDS GAINED BY DOWN

Team	1st Down			2nd Down			3rd Down			4th Down			Season		
	Att	Yards	Av.	Att	Yards	Av.	Att	Yards	Av.	Att	Yards	Av.	Att	Yards	Av.
DENVER	467	2735	5.9	340	2233	6.6	202	1346	6.7	10	19	1.9	1019	6333	6.21
OPONENTS	444	2514	5.7	326	2195	6.7	202	1228	6.1	18	56	3.1	990	5993	6.05

*-Overtime Yards: Denver 0, Opponent 0.

Drives In Opponent Territory (minus drives with 50+ scores or no plays): Denver 98/165 (59.4%, 25.3 ypd); Opponents 102/165 (61.8%, 23.9 ypd).

#-There are two more third down plays than third down conversion attempts due to penalties that resulted in the down being played over but a portion of the yards gained counted.

THIRD-DOWN EFFICIENCY

Team	3rd Down and										Second		Total	Pct.				
	1	2	3	4	5	6	7	8	9	10	11-14	15-19			20+	Half		
DENVER	20-28	15-24	8-17	8-14	6-13	7-12	8-16	2-12	6-14	6-20	7-17	2-9	0-4	31-55	64-145	47-102	95-200	47.5
OPONENTS	20-30	9-15	13-21	10-20	7-14	8-16	5-15	6-13	6-15	1-10	4-18	0-12	0-3	32-63	57-139	49-102	89-202	44.1

AVERAGE YARDS TO GO: Denver 6.6 (200/1317); Opponents 6.5 (202/1311).

OFFENSIVE BREAKDOWN: 95 conversions for 1160 yards: 12.2, 12 TD; 107 failures for 186 yards (1.7); Opponents: 4 sacks, 11 interceptions, 2 fumble recoveries.

DEFENSIVE BREAKDOWN: 89 conversions for 1076 yards: 12.1, 11 TD; 113 failures for 152 yards (1.4); Denver: 8 sacks, 2 interceptions, 2 fumble recoveries.

TURNOVER ANALYSIS

DENVER	30	turnovers led to 107	Opponent points	11	TD, 10	FG	23.9%	of Opponents' total points (448).
OPONENTS	13	turnovers led to 38	Denver points	5	TD, 1	FG	10.3%	of Denver's total points (370).

AVERAGE STARTING FIELD POSITION

	Denver	Opponent
Drives Started	167	168
Cumulative Starting Yardlines	4335	5071
Average Field Position	D26	O30
Drives Started In Plus Territory	10	21
Scores/TD, FG	8/7, 1	16/8, 8
FGA/Punts/Downs	1/0/0	1/1/0
Turnovers/Clock/Ran Out Clock	0/0/1	1/2/0
Drives Started Inside Own 20/At Own 20	81 (44/37)	65 (35/30)

SCORING PCT. INSIDE-THE-20 (RED ZONE)

	Denver	Opponent
Times Penetrated Opponent 20	55	59
Total Scores	44	65
Touchdowns (Rush/Pass)	30 (13/17)	36 (21/15)
Field Goals-Attempts	14-15	19-19
Turnovers/Downs/Punts/Clock	7/2/0/1	1/3/0/0
Scores From Outside the 20/TD,FG	21/10, 11	23/9, 14
Overall Scoring Percentage	80.0	93.2
TD Percentage	54.5	61.0
*-Ran Out Clock Not Trying To Score	5	1
(*-not included in total count above.)		

YARDS LOST DUE TO PENALTY

	Denver	Opponent
Times Penalized After Offensive Gain/Score	22	12
Yards Lost Due To Penalties	261	242
Touchdowns Called Back	4	3
Field Goals Called Back	0	0
First Downs Lost	10	7

TIME SPENT IN THE LEAD

	Denver	Opponent	Tied
16 Games (960:00 total minutes)	362:20	411:48	185:52
Percentage of Time In The Lead	37.7	42.9	19.4

EXPANDED PUNTING

Player	Punts	Yards	Avg.	Returned	Avg.	Long	Pct. Not	Inside Opp. Terr.				Adjusted 50 & Out						
								Returned	Net Avg.	In20	In10	TB	FC	No.	Yds.	No.	Yds.	Av.
Kern	46	2150	46.74	28	330	11.8	89%	39.1	37.80	13	4	4	6	7	255	39	1895	48.6

2008 GAME-BY-GAME SCORING DRIVES

Date	Opp.	Pl.	Yds.	Time	Res.	Qtr.	Scoring Play	Quarterback
9/8	at Oak.	10	76	5:01	TD	1	Royal 26 yd. pass from Cutler	Cutler
9/8	at Oak.	6	72	2:43	FG	2	Prater 26 yd. Field Goal	Cutler
9/8	at Oak.	7	57	3:12	TD	2	Pittman 3 yd. run	Cutler
9/8	at Oak.	5	92	2:02	TD	3	D. Jackson 48 yd. pass from Cutler	Cutler
9/8	at Oak.	8	41	3:13	FG	3	Prater 43 yd. Field Goal	Cutler
9/8	at Oak.	6	80	3:00	TD	4	Young 5 yd. run	Cutler
9/8	at Oak.	6	18	3:31	TD	4	Pittman 1 yd. run	Cutler
9/14	vs. S.D.	5	29	2:39	TD	1	Pittman 1 yd. run	Cutler
9/14	vs. S.D.	12	80	4:59	TD	2	Scheffler 3 yd. pass from Cutler	Cutler
9/14	vs. S.D.	2	48	0:33	TD	2	Scheffler 1 yd. pass from Cutler	Cutler
9/14	vs. S.D.	8	46	4:35	FG	2	Prater 52 yd. Field Goal	Cutler
9/14	vs. S.D.	11	80	2:23	TD	2	Marshall 6 yd. pass from Cutler	Cutler
9/14	vs. S.D.	12	80	3:58	TD	4	Royal 4 yd. pass from Cutler	Cutler
9/21	vs. N.O.	10	45	4:29	TD	1	N. Jackson 1 yd. pass from Cutler	Cutler
9/21	vs. N.O.	3	65	1:40	TD	1	Marshall 35 yd. pass from Cutler	Cutler
9/21	vs. N.O.	8	58	3:56	FG	2	Prater 27 yd. Field Goal	Cutler
9/21	vs. N.O.	12	80	4:52	TD	3	Pittman 2 yd run	Cutler
9/21	vs. N.O.	9	65	4:42	FG	3	Prater 34 yd. Field Goal	Cutler
9/28	at K.C.	8	62	3:47	TD	2	Marshall 16 yd. pass from Cutler	Cutler
9/28	at K.C.	4	4	0:24	FG	2	Prater 56 yd. Field Goal	Cutler
9/28	at K.C.	7	32	4:47	FG	3	Prater 51 yd. Field Goal	Cutler
9/28	at K.C.	15	75	4:42	FG	4	Prater 22 yd. Field Goal	Cutler
9/28	at K.C.	8	39	1:43	FG	4	Prater 33 yd. Field Goal	Cutler
10/5	vs. T.B.	10	40	4:32	FG	2	Prater 35 yd. Field Goal	Cutler
10/5	vs. T.B.	9	42	4:48	FG	2	Prater 40 yd. Field Goal	Cutler
10/5	vs. T.B.	5	47	2:11	TD	3	Stokley 10 yd. pass from Cutler	Cutler
10/5	vs. T.B.	14	62	6:17	FG	4	Prater 27 yd. Field Goal	Cutler
10/12	vs. Jac.	10	80	5:27	TD	1	Stokley 11 yd. pass from Cutler	Cutler
10/12	vs. Jac.	13	59	5:07	FG	3	Prater 39 yd. Field Goal	Cutler
10/12	vs. Jac.	3	37	0:51	TD	4	Graham 11 yd. pass from Cutler	Cutler
10/20	at N.E.	9	72	4:00	TD	4	Graham 10 yd. pass from Cutler	Cutler
11/2	vs. Mia.	3	5	1:08	TD	1	Royal 2 yd. pass from Cutler	Cutler
11/2	vs. Mia.	12	66	5:40	FG	3	Prater 50 yd. Field Goal	Cutler
11/2	vs. Mia.	3	80	0:48	TD	4	Hillis 1 yd. pass from Cutler	Cutler
11/6	at Cle.	9	86	4:48	TD	1	Torain 1 yd. run	Cutler
11/6	at Cle.	10	60	4:41	FG	2	Prater 35 yd. Field Goal	Cutler
11/6	at Cle.	10	60	4:44	FG	3	Prater 30 yd. Field Goal	Cutler
11/6	at Cle.	1	93	0:13	TD	4	Royal 93 yd. pass from Cutler	Cutler
11/6	at Cle.	8	62	2:51	TD	4	Graham 28 yd. pass from Cutler	Cutler
11/6	at Cle.	13	80	3:43	TD	4	Marshall 11 yd. pass from Cutler	Cutler
11/16	at Atl.	10	55	4:34	TD	1	Hillis 7 yd. run	Cutler
11/16	at Atl.	11	77	5:01	TD	3	Hillis 2 yd. run	Cutler
11/16	at Atl.	8	60	4:07	FG	4	Prater 20 yd. Field Goal	Cutler
11/16	at Atl.	10	83	5:06	TD	4	Graham 9 yd. pass from Cutler	Cutler
11/23	vs. Oak.	13	54	5:03	FG	2	Prater 44 yd. Field Goal	Cutler
11/23	vs. Oak.	13	85	5:42	TD	3	Hillis 6 yd. run	Cutler
11/30	at NYJ	4	72	1:37	TD	1	Royal 59 yd. pass from Cutler	Cutler
11/30	at NYJ	9	52	3:36	FG	1	Prater 25 yd. Field Goal	Cutler
11/30	at NYJ	7	68	3:19	TD	2	Hillis 1 yd. run	Cutler
11/30	at NYJ	12	67	3:15	FG	2	Prater 35 yd. Field Goal	Cutler
11/30	at NYJ	5	61	2:44	TD	4	Stokley 36 yd. pass from Cutler	Cutler
12/7	vs. K.C.	11	80	5:27	TD	1	Hillis 16 yd. run	Cutler
12/7	vs. K.C.	14	80	6:57	TD	2	Marshall 12 yd. pass from Cutler	Cutler
12/7	vs. K.C.	12	66	6:43	FG	3	Prater 33 yd. Field Goal	Cutler
12/7	vs. K.C.	12	95	6:07	TD	4	Marshall 6 yd. pass from Cutler	Cutler
12/14	at Car.	9	61	4:02	TD	1	Pope 7 yd. pass from Cutler	Cutler
12/14	at Car.	10	55	4:44	FG	1	Prater 43 yd. Field Goal	Cutler
12/21	vs. Buf.	8	80	4:28	TD	1	Cutler 2 yd. run	Cutler
12/21	vs. Buf.	8	89	3:45	FG	1	Prater 23 yd. Field Goal	Cutler
12/21	vs. Buf.	12	53	5:43	FG	2	Prater 30 yd. Field Goal	Cutler
12/21	vs. Buf.	9	84	4:20	TD	3	Cutler 6 yd. run	Cutler

LONGEST SCORING DRIVES OF 2008

Most Plays:	Broncos: 15 (at Kansas City, Sept. 28, FG, 75 yds., 4:42)
	Opponent: 17 (vs. Kansas City, Dec. 7, TD, 80 yds., 7:24)
Most Yards:	Broncos: 95 (vs. Kansas City, Dec. 7, TD, 12 plays, 6:07)
	Opponent: 91 (vs. San Diego, Sept. 14, TD, 3 plays, 1:07)
Most Time:	Broncos: 6:57 (vs. Kansas City, Dec. 7, TD, 14 plays, 80 yds.)
	Opponent: 8:02 (vs. Miami, Nov. 2, TD, 15 plays, 80 yds.)

SHORTEST SCORING DRIVES OF 2008

Fewest Plays:	Broncos: 1 (at Cleveland, Nov. 6, TD, 93 yds., 0:13)
	Opponent: 1 2x, last: (at San Diego, Dec. 28, TD, 14 yds., 0:07)
Fewest Yards:	Broncos: 4 (at Kansas City, Sept. 28, FG, 4 plays, 0:24)
	Opponent: -2 (at Carolina, Dec. 14, FG, 2 plays, 0:07)
Least Time:	Broncos: 0:13 (at Cleveland, Nov. 6, TD, 1 play, 93 yds.)
	Opponent: 0:07 2x, last: (at San Diego, Dec. 28, TD, 1 play, 14 yds.)

2008 SACK CHART

Elvis Dumervil (5.0) — 1.0 vs. T.B. (10/5), 2.0 at N.E. (10/20), 1.0 at NYJ (11/30), 1.0 vs. K.C. (12/7); **Ebenezer Ekuban (5.0)** — 1.0 vs. N.O. (9/21), 1.0 vs. T.B. (10/5), 1.0 at N.E. (10/20), 1.0 vs. Mia. (11/2), 1.0 at S.D. (12/28); **Kenny Peterson (3.0)** — 1.0 at Oak. (9/8), 1.0 at K.C. (9/28), 1.0 vs. Jac. (10/12); **Jarvis Moss (2.5)** — 0.5 at N.E. (10/20), 2.0 vs. Mia. (11/2); **D.J. Williams (2.5)** — 1.0 at Oak. (9/8), 1.0 vs. T.B. (10/5), 0.5 at N.E. (10/20); **Nate Webster (2.0)** — 1.0 vs. Jac. (10/12), 1.0 at N.E. (10/20); **Dewayne Robertson (1.5)** — 0.5 at N.E. (10/20), 1.0 at S.D. (12/28); **Champ Bailey (1.0)** — 1.0 vs. Buf. (12/21); **John Engelberger (1.0)** — 1.0 vs. S.D. (9/14); **Mario Haggan (1.0)** — 1.0 at NYJ (11/30); **Team (1.0)** — 1.0 at Oak. (9/8); **Jamie Winborn (0.5)** — 0.5 at N.E. (10/20).

2008 INTERCEPTION CHART

Dré Bly (2) — 1 at Atl. (11/16), 1 at NYJ (11/30); **Josh Barrett (1)** — 1 at Car. (12/14); **Champ Bailey (1)** — 1 vs. S.D. (9/14); **Karl Paymah (1)** — 1 vs. Mia. (11/2); **Marcus Thomas (1)** — 1 vs. T.B. (10/5).

2008 GAME-BY-GAME STARTERS

OFFENSE

GAME	WR	LT	LG	C	RG	RT	TE	WR	QB	RB	FB	OTHER
at Oak. (9/8)	D. Jackson	Clady	Hamilton	Wiegmann	Kuper	Harris	Graham	Royal	Cutler	Young		N. Jackson
vs. S.D. (9/14)	Marshall	Clady	Hamilton	Wiegmann	Kuper	Harris	Graham	Royal	Cutler	Young		Scheffler
vs. N.O. (9/21)	Marshall	Clady	Hamilton	Wiegmann	Kuper	Harris	Graham	Royal	Cutler	Young	Hillis	
at K.C. (9/28)	Marshall	Clady	Hamilton	Wiegmann	Kuper	Harris	Graham	Royal	Cutler	Young		Scheffler
vs. T.B. (10/5)	Marshall	Clady	Hamilton	Wiegmann	Kuper	Harris	Graham	Royal	Cutler	Young		Scheffler
vs. Jac. (10/12)	Marshall	Clady	Hamilton	Wiegmann	Kuper	Harris	Graham	D. Jackson	Cutler	Pittman		N. Jackson
at N.E. (10/20)	Marshall	Clady	Hamilton	Wiegmann	Kuper	Harris	Graham	Royal	Cutler	Pittman		N. Jackson
vs. Mia. (11/2)	Marshall	Clady	Hamilton	Wiegmann	Kuper	Harris	Graham	Royal	Cutler	Pittman	Hillis	
at Cle. (11/6)	Marshall	Clady	Hamilton	Wiegmann	Kuper	Harris	Graham	Royal	Cutler	Torain		Scheffler
at Atl. (11/16)	Marshall	Clady	Hamilton	Wiegmann	Kuper	Harris	Graham	Royal	Cutler	Hillis	Larsen	
vs. Oak. (11/23)	Marshall	Clady	Hamilton	Wiegmann	Kuper	Harris	Graham	Royal	Cutler	T. Bell	Hillis	
at NYJ (11/30)	Marshall	Clady	Hamilton	Wiegmann	Kuper	Harris	Graham	Royal	Cutler	Hillis		Stokley
vs. K.C. (12/7)	Marshall	Clady	Hamilton	Wiegmann	Kuper	Harris	Graham	Royal	Cutler	Hillis		Stokley
at Car. (12/14)	Marshall	Clady	Hamilton	Wiegmann	Kuper	Harris	Graham	Royal	Cutler	T. Bell		Scheffler
vs. Buf. (12/21)	Marshall	Clady	Hamilton	Wiegmann	Kuper	Harris	Graham	Royal	Cutler	Pope		Scheffler
at S.D. (12/28)	Marshall	Clady	Hamilton	Wiegmann	Kuper	Harris	Graham	Royal	Cutler	T. Bell		Scheffler

DEFENSE

GAME	LDE	LDT	RDT	RDE	WLB	MLB	SLB	LCB	RCB	SS	FS	OTHER
at Oak. (9/8)	Engelberger	Robertson	Thomas	Dumervil	D. Williams	Webster	Winborn	C. Bailey	Bly	Manuel	McCree	
vs. S.D. (9/14)	Engelberger	Robertson	Thomas	Dumervil	D. Williams	Webster	B. Bailey	C. Bailey	Bly	Manuel	McCree	
vs. N.O. (9/21)	Engelberger	Robertson	Thomas	Dumervil	D. Williams	Webster	B. Bailey	C. Bailey	Bly	Manuel	McCree	
at K.C. (9/28)	Engelberger	Peterson	Thomas	Dumervil	D. Williams	Webster	B. Bailey	C. Bailey	Bly	Manuel	McCree	
vs. T.B. (10/5)	Engelberger	Robertson	Thomas	Dumervil	D. Williams	Webster	B. Bailey	C. Bailey	Bly	Manuel	McCree	
vs. Jac. (10/12)	Engelberger	Robertson	Thomas	Dumervil	D. Williams	Webster	B. Bailey	C. Bailey	Bly	Manuel	McCree	
at N.E. (10/20)	Ekuban	Robertson	Thomas	Dumervil	D. Williams	Webster	B. Bailey	C. Bailey	Bly	Manuel	Lowry	Winborn
vs. Mia. (11/2)	Ekuban	Robertson	Thomas	Dumervil	D. Williams	Webster	Winborn	Paymah	Bly	Manuel	McCree	
at Cle. (11/6)	Ekuban	Robertson	Thomas	Dumervil	Woodyard	Webster	Winborn	Paymah	Bly	Manuel	Lowry	
at Atl. (11/16)	Ekuban	Robertson	Thomas	Dumervil	Woodyard	Larsen	Winborn	J. Bell	Bly	Manuel	Lowry	
vs. Oak. (11/23)	Ekuban	Robertson	Thomas	Dumervil	Woodyard	Larsen	Winborn	J. Bell	Bly	Manuel	Rogers	
at NYJ (11/30)	Ekuban	Robertson	Thomas	Dumervil	Woodyard	Larsen	Winborn	J. Bell	Bly	Manuel	Fox	
vs. K.C. (12/7)	Ekuban	Robertson	Thomas	Dumervil	Woodyard	Webster	Winborn	J. Bell	Bly	Manuel	Fox	
at Car. (12/14)	Ekuban	Robertson	Thomas	Dumervil	D. Williams	Webster	Winborn	J. Bell	Bly	Barrett		Woodyard
vs. Buf. (12/21)	Ekuban	Robertson	Thomas	Dumervil	D. Williams	Webster	Winborn	C. Bailey	Bly	Manuel	Barrett	
at S.D. (12/28)	Ekuban	Robertson	Thomas	Dumervil	D. Williams	Webster	Winborn	C. Bailey	Bly	Fox	Barrett	

2008 INDIVIDUAL SINGLE-GAME HIGHS

BRONCOS

STATISTIC	TOTAL	PLAYER(S)
YARDS RUSHING	129	Peyton Hillis, at New York Jets (11/30/08)
RUSHING ATTEMPTS	22	Peyton Hillis, at New York Jets (11/30/08)
RUSHING TOUCHDOWNS	2	4x, last: Tatum Bell, at San Diego (12/28/08)
YARDS PASSING	447	Jay Cutler, at Cleveland (11/6/08)
PASS ATTEMPTS	50	Jay Cutler, vs. San Diego (9/14/08)
PASS COMPLETIONS	36	Jay Cutler, vs. San Diego (9/14/08)
TOUCHDOWN PASSES	4	Jay Cutler, vs. San Diego (9/14/08)
PASSES HAD INTERCEPTED	3	Jay Cutler, vs. Miami (11/2/08)
RECEPTIONS	18	Brandon Marshall, vs. San Diego (9/14/08)
RECEIVING YARDS	166	Brandon Marshall, vs. San Diego (9/14/08)
RECEIVING TOUCHDOWNS	2	2x, last: Brandon Marshall, vs. Kansas City (12/7/08)
TOTAL YARDS FROM SCRIMMAGE	166	Brandon Marshall, vs. San Diego (9/14/08)
FIELD GOALS	4	Matt Prater, at Kansas City (9/28/08)
TACKLES	17	D.J. Williams, vs. New Orleans (9/21/08)
INTERCEPTIONS	1	6x, last: Josh Barrett, at Carolina (12/14/08)
SACKS	2.0	2x, last: Jarvis Moss, vs. Miami (11/2/08)
LONGEST RUN FROM SCRIMMAGE	71	Eddie Royal, vs. Buffalo (12/21/08)
LONGEST PASS COMPLETION	93t	Jay Cutler, at Cleveland (11/6/08)
LONGEST PASS RECEPTION	93t	Eddie Royal, at Cleveland (11/6/08)
LONGEST INTERCEPTION RETURN	34	Josh Barrett, at Carolina (12/14/08)
LONGEST PUNT RETURN	36	Eddie Royal, at Kansas City (9/28/08)
LONGEST KICKOFF RETURN	95	Eddie Royal, vs. Miami (11/2/08)
LONGEST PUNT	64	Brett Kern, vs. San Diego (9/14/08)
LONGEST FIELD GOAL	56	Matt Prater, at Kansas City (9/28/08)

OPPONENTS

STATISTIC	TOTAL	PLAYER(S)
YARDS RUSHING	198	Larry Johnson, at Kansas City (9/28/08)
RUSHING ATTEMPTS	28	Larry Johnson, at Kansas City (9/28/08)
RUSHING TOUCHDOWNS	3	LaDainian Tomlinson, at San Diego (12/28/08)
YARDS PASSING	421	Drew Brees, vs New Orleans (9/21/08)
PASS ATTEMPTS	48	Drew Brees, vs New Orleans (9/21/08)
PASS COMPLETIONS	39	Drew Brees, vs New Orleans (9/21/08)
TOUCHDOWN PASSES	3	2x, last: Matt Cassel, at New England (10/20/08)
PASSES HAD INTERCEPTED	1	6x, last: Jake Delhomme, at Carolina (12/14/08)
RECEPTIONS	11	2x, last: Greg Camarillo, vs. Miami (11/2/08)
RECEIVING YARDS	165	Steve Smith, at Carolina (12/14/08)
RECEIVING TOUCHDOWNS	2	3x, last: Kellen Winslow, at Cleveland (11/6/08)
TOTAL YARDS FROM SCRIMMAGE	198	Larry Johnson, at Kansas City (9/28/08)
FIELD GOALS	4	2x, last: Dan Carpenter, vs. Miami (11/2/08)
TACKLES	12	Abram Elam, at New York Jets (11/30/08)
INTERCEPTIONS	1	17x, last: Luis Castillo and Paul Oliver, at San Diego (12/28/08)
SACKS	2.0	Richard Seymour, at New England (10/20/08)
LONGEST RUN FROM SCRIMMAGE	65	Larry Johnson, at Kansas City (9/28/08)
LONGEST PASS COMPLETION	74	Drew Brees, vs New Orleans (9/21/08)
LONGEST PASS RECEPTION	74	Robert Meachem, vs New Orleans (9/21/08)
LONGEST INTERCEPTION RETURN	32	2x, last: Will Allen, vs. Miami (11/2/08)
LONGEST PUNT RETURN	89t	Johnnie Lee Higgins, vs. Oakland (11/23/08)
LONGEST KICKOFF RETURN	103t	Darren Sproles, vs. San Diego (9/14/08)
LONGEST PUNT	71	Brandon Fields, vs. Miami (11/2/08)
LONGEST FIELD GOAL	52	Phil Dawson, at Cleveland (11/6/08)

2008 BRONCOS SINGLE-GAME HIGHS & LOWS

STATISTIC	HIGH	LOW
TOTAL FIRST DOWNS	34 vs. San Diego (9/14/08)	14 vs. Miami (11/2/08)
TOTAL NET YARDS	564 at Cleveland (11/6/08)	275 at New England (10/20/08)
TOTAL OFFENSIVE PLAYS	75 vs. San Diego (9/14/08)	53 at Atlanta (11/16/08)
NET YARDS RUSHING	181 vs. Buffalo (12/21/08)	14 vs. Miami (11/2/08)
RUSHING ATTEMPTS	34 at Oakland (9/8/08)	10 at San Diego (12/28/08)
NET YARDS PASSING	441 at Cleveland (11/6/08)	158 at Carolina (12/14/08)
PASS ATTEMPTS	50 vs. San Diego (9/14/08)	25 at Oakland (9/8/08)
PASS COMPLETIONS	36 vs. San Diego (9/14/08)	16 2x, last: vs. Oakland (11/23/08)
PASSES HAD INTERCEPTED	3 vs. Miami (11/2/08)	0 3x, last: at Atlanta (11/16/08)
TIMES SACKED	3 2x, last: at Carolina (12/14/08)	0 8x, last: vs. San Diego (12/28/08)
PUNTS	5 4x, last: at Carolina (12/14/08)	0 vs. Buffalo (12/21/08)
GROSS PUNTING AVERAGE	56.0 vs. Oakland (11/23/08)	29.0 at Cleveland (11/6/08)
NET PUNTING AVERAGE	45.8 vs. Tampa Bay (10/5/08)	11.5 vs. Oakland (11/23/08)
PUNT RETURNS	5 vs. Tampa Bay (10/5/08)	0 3x, last: at San Diego (12/28/08)
PUNT RETURN YARDS	47 vs. Jacksonville (10/12/08)	-3 at Carolina (12/14/08)
KICKOFF RETURNS	9 at San Diego (12/28/08)	2 4x, last: vs. Kansas City (12/7/08)
KICKOFF RETURN YARDS	182 vs. Miami (11/2/08)	28 at Oakland (9/8/08)
INTERCEPTION RETURNS	1 6x, last: at Carolina (12/14/08)	0 10x, last: at San Diego (12/28/08)
INTERCEPTION RETURN YARDS	34 at Carolina (12/14/08)	0 12x, last: at San Diego (12/28/08)
PENALTIES	10 vs. Miami (11/2/08)	1 vs. Kansas City (12/7/08)
YARDS PENALIZED	87 at New England (10/20/08)	5 vs. Kansas City (12/7/08)
FUMBLES	3 2x, last: at New England (10/20/08)	0 4x, last: at New York Jets (11/30/08)
FUMBLES LOST	3 at New England (10/20/08)	0 8x, last: at San Diego (12/28/08)
SACKS MADE	6 at New England (10/20/08)	0 4x, last: at Carolina (12/14/08)
FUMBLES FORCED	3 3x, last: at New York Jets (11/30/08)	0 8x, last: at San Diego (12/28/08)
FUMBLES RECOVERED	2 vs. Jacksonville (10/12/08)	0 10x, last: at San Diego (12/28/08)
TIME OF POSSESSION	36:38 vs. Kansas City (12/7/08)	23:28 vs. Miami (11/2/08)

2008 TAKEAWAY CHART

Game	W/L	+/-	BRONCOS				OPPONENTS			
			INT	Fum.	Total	Pts.	INT	Fum.	Total	Pts.
at Oak. (9/8)	W, 41-14	+1	0	1	1	0	0	0	0	0
vs. S.D. (9/14)	W, 39-38	+/-0	1	0	1	7	1	0	1	7
vs. N.O. (9/21)	W, 34-32	-1	0	1	1	7	1	1	2	7
at K.C. (9/28)	L, 19-33	-3	0	1	1	0	2	2	4	10
vs. T.B. (10/5)	W, 16-13	+/-0	1	0	1	0	0	1	1	0
vs. Jac. (10/12)	L, 17-24	-1	0	2	2	0	1	2	3	10
at N.E. (10/20)	L, 7-41	-5	0	0	0	0	2	3	5	20
vs. Mia. (11/2)	L, 17-26	-2	1	0	1	0	3	0	3	13
at Cle. (11/6)	W, 34-30	+/-0	0	1	1	7	1	0	1	7
at Atl. (11/16)	W, 24-20	+1	1	0	1	3	0	0	0	0
vs. Oak. (11/23)	L, 10-31	-2	0	0	0	0	1	1	2	7
at NYJ (11/30)	W, 34-17	+1	1	1	2	14	1	0	1	3
vs. K.C. (12/7)	W, 24-17	-1	0	0	0	0	1	0	1	7
at Car. (12/14)	L, 10-30	-1	1	0	1	0	1	1	2	6
vs. Buf. (12/21)	L, 23-30	-2	0	0	0	0	1	1	2	3
at S.D. (12/28)	L, 21-52	-2	0	0	0	0	2	0	2	7
TOTALS	8-8	-17	6	7	13	38	18	12	30	107

2008 OPPONENTS SINGLE-GAME HIGHS & LOWS

STATISTIC	HIGH	LOW
TOTAL FIRST DOWNS	28 at San Diego (12/28/08)	14 vs. Kansas City (12/7/08)
TOTAL NET YARDS	502 vs. New Orleans (9/21/08)	260 vs. Kansas City (12/7/08)
TOTAL OFFENSIVE PLAYS	74 vs. New Orleans (9/21/08)	51 vs. Kansas City (12/7/08)
NET YARDS RUSHING	289 at San Diego (12/28/08)	75 vs. Miami (11/2/08)
RUSHING ATTEMPTS	42 at San Diego (12/28/08)	18 2x, last: vs. Kansas City (12/7/08)
NET YARDS PASSING	414 vs. New Orleans (9/21/08)	147 at New England (10/20/08)
PASS ATTEMPTS	48 vs. New Orleans (9/21/08)	12 vs. Oakland (11/23/08)
PASS COMPLETIONS	39 vs. New Orleans (9/21/08)	11 vs. Oakland (11/23/08)
PASSES HAD INTERCEPTED	1 6x, last: at Carolina (12/14/08)	0 10x, last: at San Diego (12/28/08)
TIMES SACKED	6 at New England (10/20/08)	0 4x, last: at Carolina (12/14/08)
PUNTS	7 vs. Tampa Bay (10/5/08)	1 2x, last: at San Diego (12/28/08)
GROSS PUNTING AVERAGE	58.7 vs. Oakland (11/23/08)	31.0 at Atlanta (11/16/08)
NET PUNTING AVERAGE	52.0 vs. Buffalo (12/21/08)	28.3 vs. Jacksonville (10/12/08)
PUNT RETURNS	4 vs. Tampa Bay (10/5/08)	0 vs. Buffalo (12/21/08)
PUNT RETURN YARDS	89 vs. Oakland (11/23/08)	0 vs. Buffalo (12/21/08)
KICKOFF RETURNS	6 4x, last: vs. Buffalo (12/21/08)	1 2x, last: vs. Miami (11/2/08)
KICKOFF RETURN YARDS	212 vs. San Diego (9/14/08)	16 vs. Tampa Bay (10/5/08)
INTERCEPTION RETURNS	3 vs. Miami (11/2/08)	0 3x, last: at Atlanta (11/16/08)
INTERCEPTION RETURN YARDS	39 at Kansas City (9/28/08)	-3 vs. Oakland (11/23/08)
PENALTIES	10 2x, last: vs. Oakland (11/23/08)	1 vs. Kansas City (12/7/08)
YARDS PENALIZED	96 at Oakland (9/8/08)	5 vs. Kansas City (12/7/08)
FUMBLES	3 3x, last: at New York Jets (11/30/08)	0 8x, last: at San Diego (12/28/08)
FUMBLES LOST	2 vs. Jacksonville (10/12/08)	0 10x, last: at San Diego (12/28/08)
SACKS MADE	3 2x, last: at Carolina (12/14/08)	0 8x, last: at San Diego (12/28/08)
FUMBLES FORCED	3 2x, last: at New England (10/20/08)	0 4x, last: at New York Jets (11/30/08)
FUMBLES RECOVERED	3 at New England (10/20/08)	0 8x, last: at San Diego (12/28/08)
TIME OF POSSESSION	36:32 vs. Miami (11/2/08)	23:22 vs. Kansas City (12/7/08)

DENVER'S 2008 REGULAR-SEASON RECORD WAS...

Rec.	Situation	Rec.	Situation
5-2	leading after 1st quarter	2-8	losing turnover margin
4-1	leading after 2nd quarter	4-4	Denver passes for 300 yards
6-1	leading after 3rd quarter	2-0	opponent passes for 300 yards
2-4	trailing after 1st quarter	1-0	playing indoors
3-7	trailing after 2nd quarter	7-8	playing outdoors
1-7	trailing after 3rd quarter	2-1	playing on an artificial surface
6-3	Denver scores first	6-7	playing on natural grass
2-5	opponent scores first	3-3	winning the coin toss
1-0	tied at the half	5-5	losing the coin toss
8-5	Denver rushes for 100 yards	6-2	scoring 20 or more points
5-6	opponent rushes for 100 yards	3-8	yielding 20 or more points
3-0	winning turnover margin	0-0	in overtime games

DID YOU KNOW?

The Broncos' five undefeated home records in regular-season play since the NFL adopted a 16-game schedule in 1978 are the highest such total in the NFL. Denver has been undefeated at home in 1981, 1996, 1997, 1998 and 2005. The Chiefs, Packers and Patriots each rank behind the Broncos with three undefeated home records in the regular season since 1978.

2008 GAME-BY-GAME PARTICIPATION

	at Oak. (9/8)	vs. S.D. (9/14)	vs. N.O. (9/21)	at K.C. (9/28)	vs. T.B. (10/5)	vs. Jac. (10/12)	at N.E. (10/20)	vs. Mia. (11/2)	at Cle. (11/6)	at Atl. (11/16)	vs. Oak. (11/23)	at NYJ (11/30)	vs. K.C. (12/7)	at Car. (12/14)	vs. Buf. (12/21)	at S.D. (12/28)	Reg. Season P-S-DNP-INA
Abdullah	P	INA	INA	NWT	NWT	NWT	NWT	NWT	NWT	NWT	NWT	NWT	NWT	NWT	NWT	NWT	0-0-0-2
Aldridge	PLACED ON INJURED RESERVE 9/30/08 (LEFT FOOT)																
Askwew	NWT	NWT	NWT	NWT	NWT	NWT	NWT	NWT	NWT	NWT	NWT	NWT	NWT	NWT	NWT	NWT	0-0-0-0
Bailey, B.	DNP	SLB	SLB	SLB	SLB	SLB	SLB	SLB	SLB	SLB	SLB	SLB	SLB	SLB	SLB	SLB	6-6-1-0
Bailey, C.	LCB	LCB	LCB	LCB	LCB	LCB	LCB	LCB	LCB	LCB	LCB	LCB	LCB	LCB	LCB	LCB	9-9-0-7
Barrett	PS	PS	PS	PS	PS	PS	PS	PS	PS	PS	PS	PS	PS	PS	PS	PS	6-3-0-0
Baylark	NWT	NWT	NWT	NWT	NWT	NWT	NWT	NWT	NWT	NWT	NWT	NWT	NWT	NWT	NWT	NWT	0-0-0-0
Bell, J.	NWT	NWT	NWT	NWT	NWT	NWT	NWT	NWT	NWT	NWT	NWT	NWT	NWT	NWT	NWT	NWT	9-5-0-0
Bell, T.	RCB	RCB	RCB	RCB	RCB	RCB	RCB	RCB	RCB	RCB	RCB	RCB	RCB	RCB	RCB	RCB	7-3-0-0
Bly	NWT	NWT	NWT	NWT	NWT	NWT	NWT	NWT	NWT	NWT	NWT	NWT	NWT	NWT	NWT	NWT	16-16-0-0
Boyd	NWT	NWT	NWT	NWT	NWT	NWT	NWT	NWT	NWT	NWT	NWT	NWT	NWT	NWT	NWT	NWT	1-0-0-1
Clady	LT	LT	LT	LT	LT	LT	LT	LT	LT	LT	LT	LT	LT	LT	LT	LT	16-16-0-0
Clemons	P	INA	INA	P	P	INA	P	P	INA	INA	INA	P	P	P	P	P	10-0-0-6
Colbert	P	NWT	NWT	NWT	NWT	NWT	NWT	NWT	NWT	NWT	NWT	NWT	NWT	NWT	NWT	NWT	2-0-0-0
Crowder	P	P	INA	P	INA	P	INA	INA	INA	INA	INA	INA	INA	INA	INA	INA	6-0-0-10
Cutler	QB	QB	QB	QB	QB	QB	QB	QB	QB	QB	QB	QB	QB	QB	QB	QB	16-16-0-0
Dumervil	RE	RE	RE	RE	RE	RE	RE	RE	RE	RE	RE	RE	RE	RE	RE	RE	16-15-0-0
Ekuban	P	P	P	P	P	P	P	P	P	P	P	P	P	P	P	P	15-6-0-1
Engelberger	LE	LE	LE	LE	LE	LE	LE	LE	LE	LE	LE	LE	LE	LE	LE	LE	15-10-0-1
Erickson	PS	PS	PS	PS	PS	PS	PS	PS	PS	PS	PS	PS	PS	PS	PS	PS	0-0-0-0
Eslinger	NWT	NWT	NWT	NWT	NWT	NWT	NWT	NWT	NWT	NWT	NWT	NWT	NWT	NWT	NWT	NWT	0-0-0-0
Foster	NWT	NWT	NWT	NWT	NWT	NWT	NWT	NWT	NWT	NWT	NWT	NWT	NWT	NWT	NWT	NWT	0-0-0-0
Fox	NWT	NWT	NWT	NWT	NWT	NWT	NWT	NWT	NWT	NWT	NWT	NWT	NWT	NWT	NWT	NWT	10-3-0-3
Gandy	INA	NWT	INA	INA	NWT	NWT	NWT	NWT	NWT	NWT	NWT	NWT	NWT	NWT	NWT	NWT	0-0-0-3
Graham	TE	TE	TE	TE	TE	TE	TE	TE	TE	TE	TE	TE	TE	TE	TE	TE	16-16-0-0
Green	INA	INA	INA	INA	P	P	P	P	P	P	P	P	P	P	P	P	12-0-0-4
Hackney	PS	PS	PS	PS	PS	PS	DNP	DNP	DNP	DNP	DNP	DNP	DNP	DNP	DNP	DNP	0-0-9-0
Haggan	NWT	NWT	NWT	NWT	NWT	NWT	NWT	NWT	NWT	NWT	NWT	NWT	NWT	NWT	NWT	NWT	8-0-0-0
Halt	P	P	P	P	P	P	P	P	P	P	P	P	P	P	P	P	8-0-0-0
Hamilton	LG	LG	LG	LG	LG	LG	LG	LG	LG	LG	LG	LG	LG	LG	LG	LG	16-16-0-0
Harris, R.	RT	RT	RT	RT	RT	RT	RT	RT	RT	RT	RT	RT	RT	RT	RT	RT	16-16-0-0
Harris, S.	PS	PS	PS	PS	PS	PS	NWT	NWT	NWT	NWT	NWT	NWT	NWT	NWT	NWT	NWT	0-0-0-0
Haynes	NWT	NWT	NWT	NWT	NWT	NWT	NWT	NWT	INA	NWT	NWT	NWT	NWT	NWT	NWT	NWT	0-0-0-2
Hillis	P	P	FB	P	INA	P	P	P	P	P	P	P	P	P	P	P	12-6-0-1
Jackson, C.	NWT	NWT	NWT	NWT	NWT	NWT	INA	DNP	P	P	P	P	INA	INA	P	P	4-0-1-4
Jackson, D.	WR	INA	INA	INA	WR	P	P	P	P	P	P	P	P	P	P	P	12-2-0-4
Jackson, N.	TE	P	P	P	P	TE	TE	P	P	P	P	P	P	P	P	P	10-3-0-0
Jones	NWT	NWT	NWT	NWT	NWT	NWT	NWT	NWT	NWT	NWT	NWT	NWT	NWT	NWT	NWT	NWT	2-0-0-1
Kern	P	P	P	P	P	P	P	P	P	P	P	P	P	P	P	P	16-0-0-0
Koutouvides	P	P	P	P	P	P	P	P	P	P	P	P	P	P	P	P	14-0-0-2
Kuper	RG	RG	RG	RG	RG	RG	RG	RG	RG	RG	RG	RG	RG	RG	RG	RG	16-16-0-0
Larsen	P	P	P	P	P	P	P	P	P	P	P	P	P	P	P	P	14-3-0-2
Leach	P	P	P	P	P	P	P	P	P	P	P	P	P	P	P	P	16-0-0-0
Lichtensteiger	P	P	P	P	P	P	P	P	P	P	P	P	P	P	P	P	16-0-0-0
Lowry	INA	P	P	P	P	FS	P	FS	INA	P	P	NWT	NWT	NWT	NWT	11-3-0-2	
Manuel	SS	SS	SS	SS	SS	SS	SS	SS	SS	SS	SS	SS	SS	SS	SS	SS	16-14-0-0
Marshall	SUS	WR	WR	WR	WR	WR	WR	WR	WR	WR	WR	WR	WR	WR	WR	WR	15-15-0-0
Martinez	NWT	NWT	NWT	NWT	NWT	NWT	NWT	NWT	NWT	NWT	NWT	NWT	NWT	NWT	NWT	NWT	2-0-1-2
McBean	PS	PS	PS	PS	PS	PS	PS	PS	PS	PS	PS	PS	PS	PS	PS	PS	0-0-0-0
McCreedy	FS	FS	FS	FS	FS	FS	FS	INA	INA	INA	INA	INA	INA	INA	INA	INA	8-7-0-8
Moss	INA	INA	P	P	INA	P	P	P	P	P	P	P	P	P	P	P	12-0-0-4
Moulton	NWT	NWT	NWT	NWT	NWT	NWT	NWT	NWT	NWT	NWT	NWT	NWT	NWT	NWT	NWT	NWT	0-0-0-0
Murray	NWT	NWT	NWT	NWT	NWT	NWT	NWT	NWT	NWT	NWT	NWT	NWT	NWT	NWT	NWT	NWT	0-0-0-3
Mustard	NWT	NWT	NWT	NWT	NWT	NWT	NWT	NWT	NWT	NWT	NWT	NWT	NWT	NWT	NWT	NWT	8-0-0-1
Nalen	INA	INA	INA	INA	INA	INA	INA	INA	INA	INA	INA	INA	INA	INA	INA	INA	0-0-0-3
Padilla	MEMBER OF INTERNATIONAL PRACTICE SQUAD																
Paymah	P	P	P	P	P	P	P	P	P	P	P	P	P	P	P	P	16-2-0-0
Pears	INA	INA	INA	INA	INA	INA	INA	INA	INA	INA	INA	INA	INA	INA	INA	INA	0-0-0-7
Peterson	P	P	P	P	P	P	P	P	P	P	P	P	P	P	P	P	16-1-0-0
Pinnock	NWT	NWT	NWT	NWT	NWT	NWT	NWT	NWT	NWT	NWT	NWT	NWT	NWT	NWT	NWT	NWT	0-0-0-5
Pittman	NWT	NWT	NWT	NWT	NWT	NWT	NWT	NWT	NWT	NWT	NWT	NWT	NWT	NWT	NWT	NWT	8-3-0-0
Polumbus	P	P	P	P	P	P	P	P	P	P	P	P	P	P	P	P	16-0-0-0
Pope	PS	PS	PS	PS	PS	PS	PS	INA	P	P	INA	P	P	P	P	P	5-1-0-2
Powell	PUP	PUP	PUP	PUP	PUP	PUP	PUP	PUP	PUP	PUP	PUP	PUP	PUP	PUP	PUP	PUP	0-0-0-0
Prater	NWT	NWT	NWT	NWT	NWT	NWT	NWT	NWT	NWT	NWT	NWT	NWT	NWT	NWT	NWT	NWT	16-0-0-0
Putzier	NWT	NWT	NWT	NWT	NWT	NWT	NWT	NWT	NWT	NWT	NWT	NWT	NWT	NWT	NWT	NWT	2-0-1-0
Ramsey	DNP	DNP	DNP	DNP	DNP	DNP	DNP	DNP	DNP	DNP	DNP	DNP	DNP	DNP	DNP	DNP	1-0-6-0
Robertson	LDT	LDT	LDT	INA	LDT	LDT	LDT	LDT	LDT	LDT	LDT	LDT	LDT	LDT	LDT	LDT	15-15-0-1
Rogers	PS	PS	PS	PS	PS	PS	PS	PS	PS	PS	PS	PS	PS	PS	PS	PS	2-1-0-0
Royal	WR	WR	WR	WR	WR	WR	WR	WR	WR	WR	WR	WR	WR	WR	WR	WR	15-15-0-1
Russell	NWT	NWT	P	P	P	P	P	P	P	P	P	P	P	P	P	P	2-0-0-0
Sapp	PLACED ON INJURED RESERVE 9/30/08 (SPRAINED NECK)																
Scheffler	P	TE	P	TE	TE	INA	INA	INA	TE	P	P	P	P	TE	TE	TE	13-7-0-3
Shaw	INA	P	P	INA	INA	INA	SUS	INA	INA	P	P	P	P	PLACED ON IR 12/22/08 (LEFT ELBOW)	P	P	5-0-0-6
Shepherd	PLACED ON INJURED RESERVE 7/26/08 (LEFT KNEE)																
Stokley	P	P	P	P	P	P	P	P	P	P	P	P	P	P	P	P	15-2-0-1
Thomas	RDT	RDT	RDT	RDT	RDT	RDT	RE	RDT	RDT	RDT	RDT	RDT	RDT	RDT	RDT	RDT	16-16-0-0
Torain	INA	INA	INA	INA	INA	INA	INA	INA	INA	INA	INA	INA	INA	INA	INA	INA	2-1-0-7
Webster	MLB	MLB	MLB	MLB	MLB	MLB	MLB	MLB	MLB	MLB	MLB	MLB	MLB	MLB	MLB	MLB	13-13-0-3
Wiegmann	C	C	C	C	C	C	C	C	C	C	C	C	C	C	C	C	16-16-0-0
Williams, D.	WLB	WLB	WLB	WLB	WLB	WLB	WLB	WLB	WLB	WLB	WLB	WLB	WLB	WLB	WLB	WLB	11-11-0-5
Williams, J.	P	P	P	P	P	P	P	P	P	P	P	P	P	P	P	P	14-0-0-2
Willis	NWT	NWT	NWT	NWT	NWT	NWT	NWT	NWT	NWT	NWT	NWT	NWT	NWT	NWT	NWT	NWT	0-0-0-0
Wilson	PS	PS	PS	NWT	NWT	NWT	NWT	NWT	NWT	NWT	NWT	NWT	NWT	NWT	NWT	NWT	0-0-0-0
Winborn	SLB	P	P	P	P	P	P	LB	SLB	SLB	SLB	SLB	SLB	SLB	SLB	SLB	16-11-0-0
Woodyard	P	P	P	P	P	P	P	P	P	P	P	P	P	P	P	P	16-6-0-0
Young	RB	RB	RB	RB	RB	INA	INA	INA	INA	INA	INA	INA	INA	INA	INA	INA	8-5-0-7

KEY: INA - inactive; PS - practice squad; NWT - not with team; SUS - suspended; 3QB - inactive-third quarterback; EXP - exempt.
 * - Hillis was placed on injured reserve with a right hamstring injury (12/9/08); # - Pope was placed on injured reserve with a left hamstring injury (12/22/08);
 ^ - Young was placed on injured reserve with a herniated disc (12/22/08).

2008 INDIVIDUAL GAME-BY-GAME STATISTICS — PASSING

Game	CUTLER										RAMSEY									
	Att.	Cmp.																		

2008 INDIVIDUAL GAME-BY-GAME STATISTICS — RECEIVING

MARSHALL					ROYAL					STOKLEY					SCHEFFLER					
Game	No.	Yds.	Avg.	LG TD	No.	Yds.	Avg.	LG TD	No.	Yds.	Avg.	LG TD	No.	Yds.	Avg.	LG TD				
at Oak. (9/8)	RESERVE/SUSPENDED				9	146	16.2	29	1	2	25	12.5	13	0	1	72	72.0	72	0	
vs. S.D. (9/14)	18	166	9.2	34	1	5	37	7.4	13	1	3	47	15.7	20	0	6	64	10.7	24	2
vs. N.O. (9/21)	6	155	25.8	35	1	4	11	2.8	5	0	3	29	9.7	17	0	4	32	8.0	11	0
at K.C. (9/28)	7	77	11.0	21	1	9	104	11.6	28	0	7	80	11.4	32	0	1	26	26.0	26	0
vs. T.B. (10/5)	3	25	8.3	13	0	3	23	7.7	12	0	6	52	8.7	11	1	4	65	16.3	33	0
vs. Jac. (10/12)	9	98	10.9	21	0	INACTIVE				3	29	9.7	14	1	INACTIVE					
at N.E. (10/20)	6	77	12.8	20	0	9	71	7.9	13	0	INACTIVE				INACTIVE					
vs. Mia. (11/2)	2	27	13.5	14	0	7	69	9.9	20	1	2	18	9.0	11	0	INACTIVE				
at Cle. (11/6)	6	89	14.8	34	1	6	164	27.3	93	1	2	16	8.0	9	0	4	92	23.0	39	0
at Atl. (11/16)	6	89	14.8	47	0	4	34	8.5	18	0	3	26	8.7	12	0	0	0	0.0	—	0
vs. Oak. (11/23)	4	84	21.0	32	0	2	14	7.0	8	0	5	44	8.8	14	0	1	12	12.0	12	0
at NYJ (11/30)	5	55	11.0	20	0	5	84	16.8	59	1	2	44	22.0	36	1	7	90	12.9	24	0
vs. K.C. (12/7)	11	91	8.3	21	2	6	42	7.0	18	0	2	19	9.5	16	0	5	61	12.2	20	0
at Car. (12/14)	5	48	9.6	19	0	6	48	8.0	13	0	2	20	10.0	11	0	0	0	0.0	—	0
vs. Buf. (12/21)	10	129	12.9	24	0	5	57	11.4	15	0	3	32	10.7	13	0	2	56	28.0	36	0
at S.D. (12/28)	6	55	9.2	17	0	11	76	6.9	12	0	4	47	11.8	17	0	5	75	15.0	25	1
TOTALS	104	1265	12.2	47	6	91	980	10.8	93	5	49	528	10.8	36	3	40	645	16.1	72	3

GRAHAM					HILLIS					D. JACKSON					N. JACKSON						
Game	No.	Yds.	Avg.	LG TD	No.	Yds.	Avg.	LG TD	No.	Yds.	Avg.	LG TD	No.	Yds.	Avg.	LG TD					
at Oak. (9/8)	0	0	0.0	—	0	1	4	4.0	4	0	1	48	48.0	48	1	2	5	2.5	3	0	
vs. S.D. (9/14)	2	22	11.0	13	0	0	0	0.0	—	0	INACTIVE				1	6	6.0	6	0		
vs. N.O. (9/21)	1	21	21.0	21	0	0	0	0.0	—	0	INACTIVE				1	1	1.0	1	1		
at K.C. (9/28)	3	29	9.7	21	0	0	0	0.0	—	0	INACTIVE				0	0	0.0	—	0		
vs. T.B. (10/5)	1	10	10.0	10	0	INACTIVE				0	0	0.0	—	0	0	0.0	—	0	0	0.0	—
vs. Jac. (10/12)	1	11	11.0	11	1	0	0	0.0	—	0	3	18	6.0	11	0	0	0	0.0	—	0	
at N.E. (10/20)	2	27	13.5	17	1	0	0	0.0	—	0	1	10	10.0	10	0	1	2	2.0	2	0	
vs. Mia. (11/2)	1	23	23.0	23	0	7	116	16.6	47	1	1	23	23.0	23	0	1	2	2.0	2	0	
at Cle. (11/6)	3	50	16.7	28	1	0	0	0.0	—	0	0	0	0.0	—	0	3	36	12.0	19	0	
at Atl. (11/16)	1	9	9.0	9	1	3	26	8.7	14	0	0	0	0.0	—	0	2	32	16.0	17	0	
vs. Oak. (11/23)	0	0	0.0	—	0	2	22	11.0	16	0	1	28	28.0	28	0	1	6	6.0	6	0	
at NYJ (11/30)	6	59	9.8	20	0	0	0	0.0	—	0	1	6	6.0	6	0	2	14	7.0	13	0	
vs. K.C. (12/7)	3	32	10.7	25	0	1	11	11.0	11	0	2	14	7.0	13	0	0	0	0.0	—	0	
at Car. (12/14)	3	25	8.3	16	0	PLACED ON IR 12/9/08				0	0	0.0	—	0	1	30	30.0	30	0		
vs. Buf. (12/21)	3	52	17.3	24	0	1	13	13.0	13	0	1	13	13.0	13	0	1	13	13.0	13	0	
at S.D. (12/28)	2	19	9.5	10	0	PLACED ON IR 11/20/08				0	0	0.0	—	0	1	13	13.0	13	0		
TOTALS	32	389	12.2	28	4	14	179	12.8	47	1	12	190	15.8	48	1	11	84	7.6	19	1	

PITTMAN					T. BELL					MARTINEZ					HALL					
Game	No.	Yds.	Avg.	LG TD	No.	Yds.	Avg.	LG TD	No.	Yds.	Avg.	LG TD	No.	Yds.	Avg.	LG TD				
at Oak. (9/8)	0	0	0.0	—	0	0	0	0.0	—	0	0	0	0.0	—	0	0	0	0.0	—	0
vs. S.D. (9/14)	0	0	0.0	—	0	NOT WITH TEAM				0	0	0.0	—	0	NOT WITH TEAM					
vs. N.O. (9/21)	1	8	8.0	8	0	NOT WITH TEAM				0	0	0.0	—	0	NOT WITH TEAM					
at K.C. (9/28)	2	45	22.5	40	0	NOT WITH TEAM				0	0	0.0	—	0	NOT WITH TEAM					
vs. T.B. (10/5)	2	22	11.0	15	0	NOT WITH TEAM				1	12	12.0	12	0	NOT WITH TEAM					
vs. Jac. (10/12)	3	16	5.3	9	0	NOT WITH TEAM				2	20	10.0	11	0	NOT WITH TEAM					
at N.E. (10/20)	0	0	0.0	—	0	NOT WITH TEAM				DID NOT PLAY				0	0	0.0	—	0		
vs. Mia. (11/2)	2	21	10.5	16	0	NOT WITH TEAM				INACTIVE				1	8	8.0	8	0		
at Cle. (11/6)	PLACED ON IR 11/3/08				0	NOT WITH TEAM				INACTIVE				PLACED ON IR 11/3/08						
at Atl. (11/16)	PLACED ON IR 11/3/08				0	0	0.0	—	0	NOT WITH TEAM				NOT WITH TEAM						
vs. Oak. (11/23)	PLACED ON IR 11/3/08				1	0	0.0	—	0	NOT WITH TEAM				NOT WITH TEAM						
at NYJ (11/30)	PLACED ON IR 11/3/08				0	0	0.0	—	0	NOT WITH TEAM				NOT WITH TEAM						
vs. K.C. (12/7)	PLACED ON IR 11/3/08				2	16	8.0	9	0	NOT WITH TEAM				NOT WITH TEAM						
at Car. (12/14)	PLACED ON IR 11/3/08				2	7	3.5	6	0	NOT WITH TEAM				NOT WITH TEAM						
vs. Buf. (12/21)	PLACED ON IR 11/3/08				1	3	3.0	3	0	NOT WITH TEAM				NOT WITH TEAM						
at S.D. (12/28)	PLACED ON IR 11/3/08				4	31	7.8	12	0	NOT WITH TEAM				NOT WITH TEAM						
TOTALS	10	112	11.2	40	0	10	57	5.7	12	0	3	32	10.7	12	0	3	25	8.3	11	0

RB P.J. Pope had 3 catches for 24 yards with one touchdown at Car. (12/14).
 RB Selvin Young had 1 catch for 8 yards vs. S.D. (9/14), 1 catch for 7 yards vs. N.O. (9/21) and 1 catch for 1 yard vs. T.B. (10/5).
 WR Chad Jackson had 1 catch for 19 yards at NYJ (11/30).

2008 INDIVIDUAL GAME-BY-GAME STATISTICS — KICK RETURNS

ROYAL					HALL					C. JACKSON					YOUNG					
Game	No.	Yds.	Avg.	LG TD	No.	Yds.	Avg.	LG TD	No.	Yds.	Avg.	LG TD	No.	Yds.	Avg.	LG TD				
at Oak. (9/8)	1	11	11.0	11	0	1	17	17.0	17	0	0	0	0.0	—	0	0	0	0.0	—	0
vs. S.D. (9/14)	0	0	0.0	—	0	2	48	24.0	26	0	NOT WITH TEAM				0	0	0.0	—	0	
vs. N.O. (9/21)	0	0	0.0	—	0	2	50	25.0	28	0	NOT WITH TEAM				0	0	0.0	—	0	
at K.C. (9/28)	0	0	0.0	—	0	4	91	22.8	27	0	NOT WITH TEAM				2	45	22.5	31	0	
vs. T.B. (10/5)	0	0	0.0	—	0	2	47	23.5	24	0	NOT WITH TEAM				0	0	0.0	—	0	
vs. Jac. (10/12)	INACTIVE				2	50	25.0	26	0	NOT WITH TEAM				INACTIVE						
at N.E. (10/20)	0	0	0.0	—	0	7	148	21.1	26	0	NOT WITH TEAM				INACTIVE					
vs. Mia. (11/2)	4	164	41.0	95	0	1	18	18.0	18	0	NOT WITH TEAM				INACTIVE					
at Cle. (11/6)	3	72	24.0	31	0	PLACED ON IR 11/3/08				INACTIVE				0 0 0.0 — 0						
at Atl. (11/16)	5	159	31.8	58	0	DID NOT PLAY				INACTIVE				INACTIVE						
vs. Oak. (11/23)	2	48	24.0	26	0	0	0	0.0	—	0	DID NOT PLAY				INACTIVE					
at NYJ (11/30)	3	32	10.7	17	0	0	0	0.0	—	0	DID NOT PLAY				INACTIVE					
vs. K.C. (12/7)	2	40	20.0	22	0	0	0	0.0	—	0	DID NOT PLAY				INACTIVE					
at Car. (12/14)	3	74	24.7	39	0	DID NOT PLAY				INACTIVE				1 25 25.0 25 0						
vs. Buf. (12/21)	0	0	0.0	—	0	DID NOT PLAY				INACTIVE				5 106 21.2 26 0						
at S.D. (12/28)	0	0	0.0	—	0	8	162	20.3	24	0	DID NOT PLAY				PLACED ON IR 12/22/08					
TOTALS	23	600	26.1	95	0	21	469	22.3	28	0	8	162	20.3	24	0	8	176	22.0	31	0

RB Peyton Hillis had 2 kickoff returns for 47 yards at K.C. (9/28) and 2 kickoff returns for 18 yards at Atl. (11/16); WR Cliff Russell had 2 kickoff returns for 44 yards at K.C. (9/28); RB Tatum Bell had 1 kickoff return for 8 yards vs. Oak. (11/23); DE John Engelberger had 1 kickoff return for 9 yards at S.D. (12/28); WR Glenn Martinez had 1 kickoff return for 0 yards vs. T.B. (10/5); TE Chad Mustard had 1 kickoff return for 17 yards at Car. (12/14); TE Jeb Putzier had 1 kickoff return for 0 yards vs. Buf. (12/21).

2008 INDIVIDUAL GAME-BY-GAME STATISTICS — PUNT RETURNS

ROYAL					MARTINEZ				
Game	No.	Yds.	Avg.	LG TD	No.	Yds.	Avg.	LG TD	
at Oak. (9/8)	2	19	9.5	11	0	NOT WITH TEAM			
vs. S.D. (9/14)	1	6	6.0	6	0	NOT WITH TEAM			
vs. N.O. (9/21									

2008 FIELD GOALS / PAT ATTEMPTS

PRATER										
Game	1-19	20-29	30-39	40-49	50-59	60+	Total	Pct.	PAT/M	Pct.
at Oak. (9/8)	0-0	1-1	0-0	1-1	0-0	0-0	2-2	100.0	5-5	100.0
vs. S.D. (9/14)	0-0	0-0	0-0	0-0	1-1	0-0	1-1	100.0	4-4	100.0
vs. N.O. (9/21)	0-0	1-1	1-1	0-0	0-0	0-0	2-2	100.0	4-4	100.0
at K.C. (9/28)	0-0	1-2	1-1	0-0	2-2	0-0	4-5	80.0	1-1	100.0
vs. T.B. (10/5)	0-0	1-1	0-0	1-1	1-1	0-0	3-3	100.0	1-1	100.0
vs. Jac. (10/12)	0-0	0-0	1-1	0-0	0-0	0-0	1-1	100.0	2-2	100.0
at N.E. (10/20)	0-0	0-0	0-0	0-0	0-0	0-0	0-0	0.0	1-1	100.0
vs. Mia. (11/2)	0-0	0-0	0-0	0-1	1-1	0-0	1-2	50.0	2-2	100.0
at Cle. (11/6)	0-0	0-0	2-3	0-0	0-0	0-0	2-3	66.7	4-4	100.0
at Atl. (11/16)	0-0	1-1	0-0	0-1	0-0	0-0	1-2	50.0	3-3	100.0
vs. Oak. (11/23)	0-0	0-0	0-0	1-3	0-0	0-0	1-3	33.3	1-1	100.0
at NYJ (11/30)	0-0	1-1	1-1	0-0	0-0	0-0	2-2	100.0	4-4	100.0
vs. K.C. (12/7)	0-0	0-0	1-1	0-1	0-0	0-0	1-2	50.0	3-3	100.0
at Car. (12/14)	0-0	0-0	0-0	1-2	0-0	0-0	1-2	50.0	1-1	100.0
vs. Buf. (12/21)	0-0	1-1	1-1	1-1	0-1	0-0	3-4	75.0	2-2	100.0
at S.D. (12/28)	0-0	0-0	0-0	0-0	0-0	0-0	0-0	0.0	1-2	50.0
TOTALS	0-0	7-8	8-9	5-11	5-6	0-0	25-34	73.5	39-40	97.5

2008 SCORE BY PERIOD

Game	BRONCOS					OPPONENTS					Final	Record
	1	2	3	4	OT	1	2	3	4	OT		
at Oak. (9/8)	7	10	10	14	0	0	0	0	14	0	41-14	1-0
vs. S.D. (9/14)	7	24	0	8	0	3	14	10	11	0	39-38	2-0
vs. N.O. (9/21)	14	10	10	0	0	3	16	7	6	0	34-32	3-0
at K.C. (9/28)	0	10	3	6	0	6	7	3	17	0	19-33	3-1
vs. T.B. (10/5)	0	6	7	3	0	3	3	0	7	0	16-13	4-1
vs. Jac. (10/12)	7	0	3	7	0	3	7	14	0	0	17-24	4-2
at N.E. (10/20)	0	0	0	7	0	6	14	14	7	0	7-41	4-3
vs. Mia. (11/2)	7	0	3	7	0	13	3	0	10	0	17-26	4-4
at Cle. (11/6)	7	3	3	21	0	7	13	3	7	0	34-30	5-4
at Atl. (11/16)	7	0	7	10	0	3	10	0	7	0	24-20	6-4
vs. Oak. (11/23)	0	3	7	0	0	0	10	7	14	0	10-31	6-5
at NYJ (11/30)	17	10	0	7	0	7	7	3	0	0	34-17	7-5
vs. K.C. (12/7)	7	7	3	7	0	10	7	0	0	0	24-17	8-5
at Car. (12/14)	10	0	0	0	0	10	10	7	3	0	10-30	8-6
vs. Buf. (12/21)	10	3	7	3	0	0	10	6	14	0	23-30	8-7
at S.D. (12/28)	6	0	7	8	0	10	14	14	14	0	21-52	8-8
TOTALS	106	86	70	108	0	84	145	88	131	0	370-448	8-8

BLOCKED KICKS BY THE BRONCOS

The Broncos have blocked a total of 15 kicks since 1995. The club has blocked seven punts, four field goal attempts and four extra point attempts during this time.

BLOCKED KICKS BY THE BRONCOS, SINCE 1995

Year	FG	PAT	Punt	Total
1995	0	0	0	0
1996	0	0	0	0
1997	0	0	0	0
1998	1	0	1	2
1999	0	1	1	2
2000	0	0	1	1
2001	0	1	0	1
2002	1	1	2	4
2003	0	0	1	1
2004	0	1	0	1
2005	1	0	0	1
2006	1	0	0	1
2007	0	0	1	1
2008	0	0	0	0
TOTALS	4	4	7	15

2008 INDIVIDUAL GAME-BY-GAME STATISTICS — DEFENSE

Game	WINBORN					D. WILLIAMS					WEBSTER					MANUEL				
	TT	UT	A	S-Yds	I-Yds	TT	UT	A	S-Yds	I-Yds	TT	UT	A	S-Yds	I-Yds	TT	UT	A	S-Yds	I-Yds
at Oak. (9/8)	9	5	4	0-0	0-0	6	4	2	1-9	0-0	16	12	4	0-0	0-0	6	6	0	0-0	0-0
vs. S.D. (9/14)	0	0	0	0-0	0-0	5	5	0	0-0	0-0	3	3	0	0-0	0-0	5	3	2	0-0	0-0
vs. N.O. (9/21)	5	3	2	0-0	0-0	17	15	2	0-0	0-0	11	10	1	0-0	0-0	6	4	2	0-0	0-0
at K.C. (9/28)	1	0	1	0-0	0-0	6	5	1	0-0	0-0	6	6	0	0-0	0-0	9	7	2	0-0	0-0
vs. T.B. (10/5)	6	3	3	0-0	0-0	16	13	3	1-0	0-0	13	11	2	0-0	0-0	5	2	3	0-0	0-0
vs. Jac. (10/12)	3	1	2	0-0	0-0	11	8	3	0-0	0-0	10	8	2	1-8	0-0	10	8	2	0-0	0-0
at N.E. (10/20)	6	6	0	0.5-2.5	0-0	15	13	2	0.5-4	0-0	8	5	3	1-1	0-0	7	5	2	0-0	0-0
vs. Mia. (11/2)	11	8	3	0-0	0-0	10	7	3	0-0	0-0	10	7	3	0-0	0-0	2	1	1	0-0	0-0
at Cle. (11/6)	12	9	3	0-0	0-0	INACTIVE	INACTIVE	INACTIVE	INACTIVE	INACTIVE	1	1	0	0-0	0-0	10	10	0	0-0	0-0
at Atl. (11/16)	12	10	2	0-0	0-0	INACTIVE	INACTIVE	INACTIVE	INACTIVE	INACTIVE	3	3	0	0-0	0-0	3	3	0	0-0	0-0
vs. Oak. (11/23)	11	7	4	0-0	0-0	INACTIVE	INACTIVE	INACTIVE	INACTIVE	INACTIVE	3	3	0	0-0	0-0	3	3	0	0-0	0-0
at NYJ (11/30)	12	9	3	0-0	0-0	INACTIVE	INACTIVE	INACTIVE	INACTIVE	INACTIVE	9	5	4	0-0	0-0	9	5	4	0-0	0-0
vs. K.C. (12/7)	5	3	2	0-0	0-0	INACTIVE	INACTIVE	INACTIVE	INACTIVE	INACTIVE	1	1	0	0-0	0-0	4	3	1	0-0	0-0
at Car. (12/14)	6	5	1	0-0	0-0	4	3	1	0-0	0-0	6	3	3	0-0	0-0	2	2	0	0-0	0-0
vs. Buf. (12/21)	8	6	2	0-0	0-0	4	3	1	0-0	0-0	1	1	0	0-0	0-0	3	3	0	0-0	0-0
at S.D. (12/28)	10	9	1	0-0	0-0	9	7	2	0-0	0-0	4	3	1	0-0	0-0	3	3	0	0-0	0-0
TOTALS	117	84	33	0.5-2.5	0-0	103	83	20	2.5-13	0-0	90	71	19	2-9	0-0	87	68	19	0-0	0-0

Game	BLY					THOMAS					C. BAILEY					WOODYARD				
	TT	UT	A	S-Yds	I-Yds	TT	UT	A	S-Yds	I-Yds	TT	UT	A	S-Yds	I-Yds	TT	UT	A	S-Yds	I-Yds
at Oak. (9/8)	5	4	1	0-0	0-0	2	1	1	0-0	0-0	3	2	1	0-0	0-0	0	0	0	0-0	0-0
vs. S.D. (9/14)	5	3	2	0-0	0-0	1	0	1	0-0	0-0	7	6	1	0-0	1-0	0	0	0	0-0	0-0
vs. N.O. (9/21)	7	6	1	0-0	0-0	3	2	1	0-0	0-0	2	1	1	0-0	0-0	0	0	0	0-0	0-0
at K.C. (9/28)	9	8	1	0-0	0-0	6	5	1	0-0	0-0	9	6	3	0-0	0-0	0	0	0	0-0	0-0
vs. T.B. (10/5)	6	5	1	0-0	0-0	4	2	2	0-0	1-11	6	6	0	0-0	0-0	0	0	0	0-0	0-0
vs. Jac. (10/12)	2	2	0	0-0	0-0	5	2	3	0-0	0-0	8	8	0	0-0	0-0	0	0	0	0-0	0-0
at N.E. (10/20)	3	2	1	0-0	0-0	7	5	2	0-0	0-0	2	0	2	0-0	0-0	0	0	0	0-0	0-0
vs. Mia. (11/2)	5	5	0	0-0	0-0	3	2	1	0-0	0-0	INACTIVE	INACTIVE	INACTIVE	INACTIVE	INACTIVE	10	9	1	0-0	0-0
at Cle. (11/6)	5	3	2	0-0	0-0	1	1	0	0-0	0-0	INACTIVE	INACTIVE	INACTIVE	INACTIVE	INACTIVE	11	8	3	0-0	0-0
at Atl. (11/16)	3	2	1	0-0	1-5	3	2	1	0-0	0-0	INACTIVE	INACTIVE	INACTIVE	INACTIVE	INACTIVE	8	7	1	0-0	0-0
vs. Oak. (11/23)	3	3	0	0-0	0-0	4	3	1	0-0	0-0	INACTIVE	INACTIVE	INACTIVE	INACTIVE	INACTIVE	13	11	2	0-0	0-0
at NYJ (11/30)	5	4	1	0-0	1-0	2	1	1	0-0	0-0	INACTIVE	INACTIVE	INACTIVE	INACTIVE	INACTIVE	8	8	0	0-0	0-0
vs. K.C. (12/7)	5	3	2	0-0	0-0	3	1	2	0-0	0-0	INACTIVE	INACTIVE	INACTIVE	INACTIVE	INACTIVE	2	2	0	0-0	0-0
at Car. (12/14)	6	6	0	0-0	0-0	5	2	3	0-0	0-0	INACTIVE	INACTIVE	INACTIVE	INACTIVE	INACTIVE	2	2	0	0-0	0-0
vs. Buf. (12/21)	5	5	0	0-0	0-0	3	2	1	0-0	0-0	10	10	0	1-5	0-0	2	2	0	0-0	0-0
at S.D. (12/28)	3	2	1	0-0	0-0	5	4	1	0-0	0-0	9	6	3	0-0	0-0	0	0	0	0-0	0-0
TOTALS	77	63	14	0-0	2-5	57	35	22	0-0	1-11	56	45	11	1-5	1-0	54	47	7	0-0	0-0

Game	ENGELBERGER					EKUBAN					ROBERTSON					B. BAILEY				
	TT	UT	A	S-Yds	I-Yds	TT	UT	A	S-Yds	I-Yds	TT	UT	A	S-Yds	I-Yds	TT	UT	A	S-Yds	I-Yds
at Oak. (9/8)	7	7	0	0-0	0-0	0	0	0	0-0	0-0	2	1	1	0-0	0-0	0	0	0	0-0	0-0
vs. S.D. (9/14)	2	2	0	1-1	0-0	1	1	0	0-0	0-0	0	0	0	0-0	0-0	5	4	1	0-0	0-0
vs. N.O. (9/21)	5	4	1	0-0	0-0	7	6	1	1-7	0-0	2	2	0	0-0	0-0	9	5	4	0-0	0-0
at K.C. (9/28)	4	3	1	0-0	0-0	1	1	0	0-0	0-0	INACTIVE	INACTIVE	INACTIVE	INACTIVE	INACTIVE	9	6	3	0-0	0-0
vs. T.B. (10/5)	3	2	1	0-0	0-0	6	4	2	1-8	0-0	3	1	2	0-0	0-0	13	10	3	0-0	0-0
vs. Jac. (10/12)	0	0	0	0-0	0-0	INACTIVE	INACTIVE	INACTIVE	INACTIVE	INACTIVE	7	7	0	0-0	0-0	1	1	0	0-0	0-0
at N.E. (10/20)	INACTIVE																			

2008 INDIVIDUAL GAME-BY-GAME STATISTICS — DEFENSE

Game	DUMERVIL					J. BELL					PETERSON					McCREE				
	TT	UT	A	S-Yds	I-Yds	TT	UT	A	S-Yds	I-Yds	TT	UT	A	S-Yds	I-Yds	TT	UT	A	S-Yds	I-Yds
at Oak. (9/8)	2	2	0	0-0	0-0	NOT WITH TEAM					5	4	1	1-4	0-0	6	5	1	0-0	0-0
vs. S.D. (9/14)	0	0	0	0-0	0-0	NOT WITH TEAM					0	0	0	0-0	0-0	4	4	0	0-0	0-0
vs. N.O. (9/21)	2	2	0	0-0	0-0	NOT WITH TEAM					0	0	0	0-0	0-0	4	3	1	0-0	0-0
at K.C. (9/28)	1	0	1	0-0	0-0	PRACTICE SQUAD					5	4	1	1-3	0-0	6	4	2	0-0	0-0
vs. T.B. (10/5)	7	5	2	1-5	0-0	PRACTICE SQUAD					3	1	2	0-0	0-0	3	2	1	0-0	0-0
vs. Jac. (10/12)	2	2	0	0-0	0-0	PRACTICE SQUAD					4	3	1	1-7	0-0	8	6	2	0-0	0-0
at N.E. (10/20)	8	5	3	2-15	0-0	PRACTICE SQUAD					3	2	1	0-0	0-0	0	0	0	0-0	0-0
vs. Mia. (11/2)	4	3	1	0-0	0-0	1	1	0	0-0	0-0	1	0	1	0-0	0-0	5	4	1	0-0	0-0
at Cle. (11/6)	4	2	2	0-0	0-0	1	0	1	0-0	0-0	2	1	1	0-0	0-0	INACTIVE				
at Atl. (11/16)	0	0	0	0-0	0-0	9	7	2	0-0	0-0	3	1	2	0-0	0-0	INACTIVE				
vs. Oak. (11/23)	2	2	0	0-0	0-0	1	0	1	0-0	0-0	4	2	2	0-0	0-0	INACTIVE				
at NYJ (11/30)	3	2	1	1-5	0-0	5	3	2	0-0	0-0	1	1	0	0-0	0-0	INACTIVE				
vs. K.C. (12/7)	2	1	1	1-10	0-0	7	6	1	0-0	0-0	2	1	1	0-0	0-0	INACTIVE				
at Car. (12/14)	1	0	1	0-0	0-0	9	9	0	0-0	0-0	2	2	0	0-0	0-0	INACTIVE				
vs. Buf. (12/21)	5	3	2	0-0	0-0	6	6	0	0-0	0-0	3	1	2	0-0	0-0	INACTIVE				
at S.D. (12/28)	1	1	0	0-0	0-0	4	4	0	0-0	0-0	1	0	1	0-0	0-0	INACTIVE				
TOTALS	44	30	14	5-35	0-0	43	36	7	0-0	0-0	39	23	16	3-14	0-0	36	28	8	0-0	0-0

Game	PAYMAH					MOSS					CLEMONS					BARRETT				
	TT	UT	A	S-Yds	I-Yds	TT	UT	A	S-Yds	I-Yds	TT	UT	A	S-Yds	I-Yds	TT	UT	A	S-Yds	I-Yds
at Oak. (9/8)	0	0	0	0-0	0-0	INACTIVE					2	1	1	0-0	0-0	PRACTICE SQUAD				
vs. S.D. (9/14)	3	3	0	0-0	0-0	INACTIVE					INACTIVE					PRACTICE SQUAD				
vs. N.O. (9/21)	2	1	1	0-0	0-0	3	1	2	0-0	0-0	INACTIVE					PRACTICE SQUAD				
at K.C. (9/28)	0	0	0	0-0	0-0	2	1	1	0-0	0-0	2	1	1	0-0	0-0	PRACTICE SQUAD				
vs. T.B. (10/5)	0	0	0	0-0	0-0	INACTIVE					2	1	1	0-0	0-0	PRACTICE SQUAD				
vs. Jac. (10/12)	0	0	0	0-0	0-0	0	0	0	0-0	0-0	3	1	2	0-0	0-0	PRACTICE SQUAD				
at N.E. (10/20)	1	1	0	0-0	0-0	6	3	3	0.5-4	0-0	INACTIVE					PRACTICE SQUAD				
vs. Mia. (11/2)	12	11	1	0-0	1-13	6	6	0	2-9	0-0	4	1	3	0-0	0-0	PRACTICE SQUAD				
at Cle. (11/6)	5	5	0	0-0	0-0	1	1	0	0-0	0-0	1	0	1	0-0	0-0	PRACTICE SQUAD				
at Atl. (11/16)	2	2	0	0-0	0-0	2	1	1	0-0	0-0	INACTIVE					PRACTICE SQUAD				
vs. Oak. (11/23)	2	2	0	0-0	0-0	2	2	0	0-0	0-0	INACTIVE					PRACTICE SQUAD				
at NYJ (11/30)	0	0	0	0-0	0-0	1	0	1	0-0	0-0	INACTIVE					PRACTICE SQUAD				
vs. K.C. (12/7)	1	1	0	0-0	0-0	1	1	0	0-0	0-0	1	0	1	0-0	0-0	0	0	0	0-0	0-0
at Car. (12/14)	1	0	1	0-0	0-0	1	0	1	0-0	0-0	2	1	1	0-0	0-0	3	3	0	0-0	0-0
vs. Buf. (12/21)	0	0	0	0-0	0-0	0	0	0	0-0	0-0	2	1	1	0-0	0-0	11	7	4	0-0	1-34
at S.D. (12/28)	0	0	0	0-0	0-0	0	0	0	0-0	0-0	3	2	1	0-0	0-0	2	1	1	0-0	0-0
TOTALS	29	26	3	0-0	1-13	25	16	9	2.5-13	0-0	24	10	14	0-0	0-0	23	15	8	0-0	1-34

Game	LOWRY					FOX					HAGGAN					LARSEN				
	TT	UT	A	S-Yds	I-Yds	TT	UT	A	S-Yds	I-Yds	TT	UT	A	S-Yds	I-Yds	TT	UT	A	S-Yds	I-Yds
at Oak. (9/8)	INACTIVE					NOT WITH TEAM					NOT WITH TEAM					0 0 0 0-0 0-0				
vs. S.D. (9/14)	1	1	0	0-0	0-0	NOT WITH TEAM					NOT WITH TEAM					0 0 0 0-0 0-0				
vs. N.O. (9/21)	0	0	0	0-0	0-0	NOT WITH TEAM					NOT WITH TEAM					0 0 0 0-0 0-0				
at K.C. (9/28)	0	0	0	0-0	0-0	INACTIVE					NOT WITH TEAM					0 0 0 0-0 0-0				
vs. T.B. (10/5)	0	0	0	0-0	0-0	0	0	0	0-0	0-0	NOT WITH TEAM					0 0 0 0-0 0-0				
vs. Jac. (10/12)	0	0	0	0-0	0-0	INACTIVE					NOT WITH TEAM					0 0 0 0-0 0-0				
at N.E. (10/20)	13	9	4	0-0	0-0	0	0	0	0-0	0-0	0	0	0	0-0	0-0	0	0	0	0-0	0-0
vs. Mia. (11/2)	0	0	0	0-0	0-0	INACTIVE					NOT WITH TEAM					0 0 0 0-0 0-0				
at Cle. (11/6)	5	3	2	0-0	0-0	0	0	0	0-0	0-0	0	0	0	0-0	0-0	0	0	0	0-0	0-0
at Atl. (11/16)	2	1	1	0-0	0-0	0	0	0	0-0	0-0	0	0	0	0-0	0-0	7	6	1	0-0	0-0
vs. Oak. (11/23)	INACTIVE					0	0	0	0-0	0-0	5	5	0	0-0	0-0	7	6	1	0-0	0-0
at NYJ (11/30)	0	0	0	0-0	0-0	6	3	3	0-0	0-0	7	4	3	1-1	0-0	1	1	0	0-0	0-0
vs. K.C. (12/7)	0	0	0	0-0	0-0	2	2	0	0-0	0-0	1	1	0	0-0	0-0	0	0	0	0-0	0-0
at Car. (12/14)	NOT WITH TEAM					2	2	0	0-0	0-0	3	3	0	0-0	0-0	INACTIVE				
vs. Buf. (12/21)	NOT WITH TEAM					3	2	1	0-0	0-0	1	1	0	0-0	0-0	INACTIVE				
at S.D. (12/28)	NOT WITH TEAM					7	4	3	0-0	0-0	3	2	1	0-0	0-0	0	0	0	0-0	0-0
TOTALS	21	14	7	0-0	0-0	20	13	7	0-0	0-0	20	16	4	1-1	0-0	15	13	2	0-0	0-0

CB Jack Williams had 2 tackles (solo) at K.C. (9/28), 2 tackles (solo) at N.E. (10/20), 4 tackles (solo) at Atl. (11/16) and 1 tackle (solo) vs. K.C. (12/7); LB Louis Green had 2 tackles (1 solo) at N.E. (10/20), 1 tackle (solo) vs. Mia. (11/2) and 3 tackles (2 solo) at Cle. (11/6); S Roderick Rogers had 6 tackles (4 solo) vs. Oak. (11/23); DT Josh Shaw had 2 tackles (1 solo) at Atl. (11/16), 2 tackles (1 solo) vs. Oak. (11/23) and 1 tackle (solo) at NYJ (11/30); DE Tim Crowder had 1 tackle (0 solo) at Oak. (9/8), 2 tackles (1 solo) vs. Jac. (10/12) and 1 tackle (1 solo) at S.D. (12/28); LB Niko Koutouvides had 2 tackles (1 solo) at Cle. (11/6); S Hamza Abdullah had 1 tackle (solo) at Oak. (9/8).

THE LAST TIME IT HAPPENED...

(Reflects the last time each individual statistic occurred)
(2008 performances boldfaced; Super Bowl performances in Italics)

100 YARDS RUSHING: Broncos: Peyton Hillis, 22-129, at N.Y. Jets, 11/30/08 Playoffs: Terrell Davis, 25-102, vs. Atlanta, 1/31/99 Opponents: Darren Sproles, 14-115, at San Diego, 12/28/08 Playoffs: Jamal Lewis, 30-110, 2 TD, at Baltimore, 12/31/00
200 YARDS RUSHING: Broncos: Clinton Portis, 22-218, 5 TD, vs. Kansas City, 12/7/03 Playoffs: Has never happened Opponents: Ahman Green, 20-218, 2 TD, at Green Bay, 12/28/03 Playoffs: Tim Smith, 23-204, 2TD, vs. Washington, 1/31/88
TWO 100-YARD RUSHERS: Broncos: Mike Anderson (126) and Tatum Bell (107), vs. Philadelphia, 10/30/05 Playoffs: Terrell Davis (184) and Derek Loville (103), vs. Jacksonville, 12/27/97 Opponents: Curt Warner (126) and John L. Williams (109), at Seattle, 12/11/88 Playoffs: Has never happened
100-YARD RUSHER AND 100-YARD RECEIVER: Broncos: Selvin Young (156) and Brandon Marshall (115), vs. Kansas City, 12/9/07 Playoffs: Terrell Davis (102) and Rod Smith (152), vs. Atlanta, 1/31/99 Opponents: Ryan Grant (104 rush), Greg Jennings (141 rec.) and James Jones (107 rec.), vs. Green Bay, 10/29/07 - OT Playoffs: Tim Smith (204) and Ricky Sanders (193), vs. Washington, 1/31/88
100-YARD RUSHER AND TWO 100-YARD RECEIVERS: Broncos: Mike Anderson (103), Rod Smith (111) and Ed McCaffrey (129), vs. Cleveland, 10/15/00 Playoffs: Has never happened Opponents: Ryan Grant (104), Greg Jennings (141) and James Jones (107) vs. Green Bay, 10/29/07 - OT Playoffs: Has never happened
100-YARD RUSHER, 300-YARD PASSER, 100-YARD RECEIVER: Broncos: Travis Henry (139), Jay Cutler (304), Javon Walker (119), at Buffalo, 9/9/07 Playoffs: Terrell Davis (102), John Elway (336), Rod Smith (152), vs. Atlanta, 1/31/99 Opponents: Ryan Grant (104 rush), Brett Favre (331 pass), Greg Jennings (141 rec.), James Jones (107 rec.) vs. G.B., 10/29/07 - OT Playoffs: Tim Smith (204), Doug Williams (340), Ricky Sanders (193), vs. Washington, 1/31/88
100-YARD RUSHER, 300-YARD PASSER AND TWO 100-YARD RECEIVERS: Broncos: Mike Anderson (103), Brian Griese (336), Rod Smith (111) and Ed McCaffrey (129), vs. Cleveland, 10/15/00 Playoffs: Has never happened Opponents: Ryan Grant (104), Brett Favre (331), Greg Jennings (141) and James Jones (107), vs. G.B. 10/29/07 - OT Playoffs: Has never happened
100-YARD RUSHER AND 300-YARD PASSER: Broncos: Peyton Hillis (129) and Jay Cutler (357), at N.Y. Jets, 11/30/08 Playoffs: Terrell Davis (102) and John Elway (336), vs. Atlanta, 1/31/99 Opponents: Ryan Grant (104) and Brett Favre (331), vs. Green Bay, 10/29/07 - OT Playoffs: Tim Smith (204) and Doug Williams (340), vs. Washington, 1/31/88
100-YARD RECEIVER AND 300-YARD PASSER: Broncos: Brandon Marshall (129) and Jay Cutler (359), vs. Buffalo, 12/21/08 Playoffs: Rod Smith (152) and John Elway (336), vs. Atlanta, 1/31/99 Opponents: Greg Jennings (141), James Jones (107) and Brett Favre (331), vs. Green Bay, 10/29/07 - OT Playoffs: Deion Branch (153) and Tom Brady (341), vs. New England, 1/14/06
TWO 100-YARD RECEIVERS AND 300-YARD PASSER: Broncos: Rod Smith (187), Ed McCaffrey (148) and Gus Frerotte (462), vs. San Diego, 11/19/00 Playoffs: Has never happened Opponents: Greg Jennings (141), James Jones (107) and Brett Favre (331), vs. Green Bay, 10/29/07 - OT Playoffs: Reggie Wayne (221), Dallas Clark (112) and Peyton Manning (458), at Indianapolis, 1/9/05
THREE 100-YARD RECEIVERS AND 300-YARD PASSER: Broncos: Has never happened Playoffs: Has never happened Opponents: Marshall Faulk (100), Torry Holt (103), Az-Zahir Hakim (116) and Kurt Warner (441), vs. St. Louis, 9/4/00 Playoffs: Has never happened
TWO RUSHING TOUCHDOWNS: Broncos: Tatum Bell, 8-86, 2 TD, at San Diego, 12/28/08 Playoffs: Mike Anderson, 19-69, 2 TD, vs. New England, 1/14/06 Opponents: LaDainian Tomlinson, 14-96, 3 TD, at San Diego, 12/28/08 Playoffs: Jamal Lewis, 30-110, 2 TD, at Baltimore, 12/31/00
THREE RUSHING TOUCHDOWNS: Broncos: Tatum Bell, 17-52, 3 TD, at San Diego, 12/31/05 Playoffs: Terrell Davis, 30-157, 3 TD, vs. Green Bay, 1/25/98 Opponents: LaDainian Tomlinson, 14-96, 3 TD, at San Diego, 12/28/08 Playoffs: Napoleon McCallum, 13-81, 3 TD, at L.A. Raiders, 1/9/94
FOUR RUSHING TOUCHDOWNS: Broncos: Clinton Portis, 22-218, 5 TD, vs. Kansas City, 12/7/03 Playoffs: Has never happened Opponents: Curt Warner, 23-126, 4 TD, at Seattle, 12/11/88 Playoffs: Has never happened

THE LAST TIME IT HAPPENED... (CONT.)

FIVE RUSHING TOUCHDOWNS:

Broncos: Clinton Portis, 22-218, 5 TD, vs. Kansas City, 12/7/03
 Playoffs: Has never happened
 Opponents: Has never happened
 Playoffs: Has never happened

300 YARDS PASSING:

Broncos: **Jay Cutler, 33-49, 316 yds., 1 TD, 2 INT, at San Diego, 12/28/08**
 Playoffs: *John Elway, 18-29, 336 yds., 1 TD, 1 INT, vs. Atlanta, 1/31/99*
 Opponents: **Drew Brees, 39-48, 421 yds., 1 TD, 0 INT, vs. New Orleans, 9/21/08**
 Playoffs: Tom Brady, 20-36, 341 yds., 1 TD, 2 INT, vs. New England, 1/14/06

400 YARDS PASSING:

Broncos: **Jay Cutler, 24-42, 447 yds., 3 TD, 1 INT, at Cleveland, 11/6/08**
 Playoffs: Has never happened
 Opponents: **Drew Brees, 39-48, 421 yds., 1 TD, 0 INT, vs. New Orleans, 9/21/08**
 Playoffs: Peyton Manning, 27-33, 458 yds., 4 TD, 1 INT, at Indianapolis, 1/9/05

THREE TOUCHDOWN PASSES:

Broncos: **Jay Cutler, 24-42, 447 yds., 3 TD, 1 INT, at Cleveland, 11/6/08**
 Playoffs: John Elway, 29-47, 302 yds., 3 TD, 1 INT, at L.A. Raiders, 1/9/94
 Opponents: **Matt Cassel, 18-24, 185 yds., 3 TD, 0 INT, at New England, 10/20/08**
 Playoffs: Peyton Manning, 27-33, 458 yds., 4 TD, 1 INT, at Indianapolis, 1/9/05

FOUR TOUCHDOWN PASSES:

Broncos: **Jay Cutler, 36-50, 350 yds., 4 TD, 1 INT, vs. San Diego, 9/14/08**
 Playoffs: Has never happened
 Opponents: Ben Roethlisberger, 24-35, 290 yds., 4 TD, 2 INT, vs. Pittsburgh, 10/21/07
 Playoffs: Peyton Manning, 27-33, 458 yds., 4 TD, 1 INT, at Indianapolis, 1/9/05

FIVE TOUCHDOWN PASSES:

Broncos: Gus Frerotte, 36-58, 462 yds., 5 TD, 4 INT, vs. San Diego, 11/19/00
 Playoffs: Has never happened
 Opponents: John Hadl, 21-35, 325 yds., 5 TD, vs. San Diego, 12/1/68
 Playoffs: Peyton Manning, 22-26, 377 yds., 5 TD, 0 INT, at Indianapolis, 1/4/04

SIX TOUCHDOWN PASSES:

Broncos: Has never happened
 Playoffs: Has never happened
 Opponents: Len Dawson, 23-38, 435 yds., 6 TD, 0 INT, at Kansas City, 11/1/64
 Playoffs: Has never happened

100 YARDS RECEIVING:

Broncos: **Brandon Marshall, 10-129, vs. Buffalo, 12/21/08**
 Playoffs: *Rod Smith, 5-152, 1 TD, vs. Atlanta, 1/31/99*
 Opponents: **Steve Smith, 9-165, at Carolina, 12/14/08**
 Playoffs: Deion Branch, 8-153, vs. New England, 1/14/06

200 YARDS RECEIVING:

Broncos: Rod Smith, 9-208, 1 TD, vs. Atlanta, 10/31/04
 Playoffs: Has never happened
 Opponents: Torrance Small, 6-200, 2 TD, vs. New Orleans, 12/24/94
 Playoffs: Reggie Wayne, 10-221, 2 TD, at Indianapolis, 1/9/05

TWO 100-YARD RECEIVERS:

Broncos: Brandon Marshall (107) and Tony Scheffler (100), at Houston, 12/13/07
 Playoffs: Has never happened
 Opponents: Greg Jennings (141) and James Jones (107), vs. Green Bay, 10/29/07 - OT
 Playoffs: Reggie Wayne (221) and Dallas Clark (112), at Indianapolis, 1/9/05

TWO RECEIVING TOUCHDOWNS:

Broncos: **Brandon Marshall, 11-91, 2 TD, vs. Kansas City, 12/7/08**
 Playoffs: Clarence Kay, 3-57, 2 TD, vs. Houston, 1/10/88
 Opponents: **Kellen Winslow, 10-111, 2 TD, at Cleveland, 11/6/08**
 Playoffs: Reggie Wayne, 10-221, 2 TD, at Indianapolis, 1/9/05

THREE RECEIVING TOUCHDOWNS:

Broncos: Shannon Sharpe, 7-101, 3 TD, vs. San Diego, 11/16/03
 Playoffs: Has never happened
 Opponents: Reggie Wayne, 10-138, 3 TD, vs. Indianapolis, 10/29/06
 Playoffs: *Jerry Rice, 7-148, 3 TD, vs. San Francisco, 1/28/90*

FOUR RECEIVING TOUCHDOWNS:

Broncos: Has never happened
 Playoffs: Has never happened
 Opponents: Lance Alworth, 9-171, 4 TD, vs. San Diego, 12/1/68
 Playoffs: Has never happened

TWO INTERCEPTIONS:

Broncos: Champ Bailey, 2, at Arizona, 12/17/06
 Playoffs: *Darrien Gordon, 2, vs. Atlanta, 1/31/99*
 Opponents: Walt Harris, 2, vs. San Francisco, 12/31/06 - OT
 Playoffs: David Macklin, 2, at Indianapolis, 1/4/04

THREE INTERCEPTIONS:

Broncos: Deltha O'Neal, 4, vs. Kansas City, 10/7/01
 Playoffs: Has never happened
 Opponents: Mark Kelso, 3, at Buffalo, 12/12/92
 Playoffs: Has never happened

FOUR INTERCEPTIONS:

Broncos: Deltha O'Neal, 4, vs. Kansas City, 10/7/01
 Playoffs: Has never happened
 Opponents: Has never happened
 Playoffs: Has never happened

TWO SACKS:

Broncos: **Jarvis Moss, 2, vs. Miami, 11/2/08**
 Playoffs: Neil Smith (2) and Alfred Williams (2), at Kansas City, 1/4/98
 Opponents: **Richard Seymour, 2, at New England, 10/20/08**
 Playoffs: Brett Keisel, 2, vs. Pittsburgh, 1/22/06

THREE SACKS:

Broncos: Elvis Dumervil, 3, vs. Kansas City, 12/9/07
 Playoffs: Has never happened
 Opponents: Mario Williams, 3.5, at Houston, 12/13/07
 Playoffs: Michael McCrary, 3, at Baltimore, 12/31/00

FOUR SACKS:

Broncos: Simon Fletcher, 4, at San Diego, 11/11/90
 Playoffs: Has never happened
 Opponents: Michael Sinclair, 4, at Seattle, 9/8/96
 Playoffs: Has never happened

TWO OPPONENT FUMBLE RECOVERIES:

Broncos: Elvis Dumervil, 2, vs. Minnesota, 12/30/07 - OT
 Playoffs: Has never happened
 Opponents: Junior Seau, 2, at San Diego, 12/22/96
 Playoffs: *Randy Hughes, 2, vs. Dallas, 1/15/78*

SHUTOUT ON ROAD:

by Broncos: Denver 12, at Cleveland 0, 9/27/92
 Playoffs: Has never happened
 by Opponents: at L.A. Raiders 24, Denver 0, 11/22/92
 Playoffs: Has never happened

SHUTOUT AT HOME:

by Broncos: at Denver 27, N.Y. Jets 0, 11/20/05
 Playoffs: Has never happened
 by Opponents: Has never happened
 Playoffs: Has never happened

OVERTIME WIN AWAY FROM DENVER:

Broncos: Denver 24, at Dallas 21, 11/24/05
 Playoffs: Denver 23, at Cleveland 20, 1/11/87
 Opponents: at Chicago 37, Denver 34, 11/25/07
 Playoffs: Has never happened
 TIE: Denver 17, at Green Bay 17, 9/20/87

OVERTIME WIN IN DENVER:

Broncos: at Denver 22, Minnesota 19, 12/30/07
 Playoffs: Has never happened
 Opponents: Green Bay 19, at Denver 13, 10/29/07
 Playoffs: Has never happened
 TIE: at Denver 35, Pittsburgh 35, 9/22/74

40 POINTS:

Broncos: **Denver 41, at Oakland 14, 9/8/08**
 Playoffs: at Denver 42, Jacksonville 17, 12/27/97
 Opponents: **at San Diego 52, Denver 21, 12/28/08**
 Playoffs: at Indianapolis 49, Denver 24, 1/9/05

50 POINTS:

Broncos: at Denver 50, San Diego 34, 10/6/63
 Playoffs: Has never happened
 Opponents: **at San Diego 52, Denver 21, 12/28/08**
 Playoffs: *San Francisco 55, Denver 10, 1/28/90*

TWO-POINT CONVERSION:

Broncos: **Jay Cutler run, at San Diego, 12/28/08**
 Playoffs: Terrell Davis run, vs. Jacksonville, 1/4/97
 Opponents: **Philip Rivers pass to Legedu Naanee, vs. San Diego, 9/14/08**
 Playoffs: Has never happened

THREE FIELD GOALS:

Broncos: **Matt Prater, 3, vs. Buffalo, 12/21/08**
 Playoffs: Jason Elam, 3, vs. N.Y. Jets, 1/17/99
 Opponents: **Rian Lindell, 3, vs. Buffalo, 12/21/08**
 Playoffs: Mike Hollis, vs. Jacksonville, 1/4/97

THE LAST TIME IT HAPPENED... (CONT.)

FOUR FIELD GOALS:

Broncos: **Matt Prater, 4, at Kansas City, 9/28/08**
 Playoffs: Has never happened
 Opponents: **Dan Carpenter, 4, vs. Miami, 11/2/08**
 Playoffs: Has never happened

FIVE FIELD GOALS:

Broncos: Jason Elam, 5, vs. Miami, 10/13/02
 Playoffs: Has never happened
 Opponents: Jeff Wilkins, 6, at St. Louis, 9/10/06
 Playoffs: Has never happened

SIX FIELD GOALS:

Broncos: Has never happened
 Playoffs: Has never happened
 Opponents: Jeff Wilkins, 6, at St. Louis, 9/10/06
 Playoffs: Has never happened

PUNT RETURN FOR A TOUCHDOWN:

Broncos: Glenn Martinez, 80 yds., vs. Tennessee, 11/19/07
 Playoffs: Has never happened
 Opponents: **Johnnie Lee Higgins, 89 yds., vs. Oakland, 11/23/08**
 Playoffs: Has never happened

KICKOFF RETURN FOR A TOUCHDOWN:

Broncos: Deltha O'Neal, 87 yds., vs. New England, 10/1/00
 Playoffs: Has never happened
 Opponents: **Darren Sproles, 103 yds., vs. San Diego, 9/14/08**
 Playoffs: *Tim Dwight, 94 yds., vs. Atlanta, 1/31/99*

INTERCEPTION RETURN FOR A TOUCHDOWN:

Broncos: Champ Bailey, 70 yds., vs. San Francisco, 12/31/06
 Playoffs: Has never happened
 Opponents: **Maurice Leggett, 27 yds., vs. Kansas City, 12/7/08**
 Playoffs: Carlton Bailey, 11 yds., at Buffalo, 1/12/92

FUMBLE RETURN FOR A TOUCHDOWN:

Broncos: **Vernon Fox, 23 yds., at N.Y. Jets, 11/30/08**
 Playoffs: Neil Smith, 79 yds., vs. Miami, 1/9/99
 Opponents: Dewayne White, 3 yds., at Detroit, 11/4/07
 Playoffs: Has never happened

MISSED FIELD GOAL RETURN FOR A TOUCHDOWN:

Broncos: Has never happened
 Playoffs: Has never happened
 Opponents: Chris McAlister, 107 yds., at Baltimore, 9/30/02
 Playoffs: Has never happened

BLOCKED PUNT:

Broncos: Tony Scheffler, vs. San Diego, 10/7/07
 Playoffs: Has never happened
 Opponents: Charles Tillman, at Chicago, 11/25/07
 Playoffs: Blake Spence, vs. N.Y. Jets, 1/17/99

BLOCKED PUNT RETURN FOR A TOUCHDOWN:

Broncos: Ian Gold, 12 yds., vs. Oakland, 11/13/00
 Playoffs: Has never happened
 Opponents: Alex Bannister, 9 yds., at Seattle, 10/14/01
 Playoffs: Travis Davis, 29 yds., vs. Jacksonville, 12/27/97

BLOCKED FIELD GOAL:

Broncos: Domonique Foxworth, at New England, 9/24/06
 Playoffs: Has never happened
 Opponents: Rashean Mathis, at Jacksonville, 10/2/05
 Playoffs: Has never happened

BLOCKED FIELD GOAL RETURN FOR A TOUCHDOWN:

Broncos: Louis Wright, 60 yds., vs. San Diego, 11/17/85
 Playoffs: Has never happened
 Opponents: Cornelius Bennett, 80 yds., at Buffalo, 9/30/90
 Playoffs: Has never happened

MISSED POINT-AFTER-TOUCHDOWN ATTEMPT:

Broncos: **Matt Prater (Kick Failed, HLU), at San Diego, 12/28/08**
 Playoffs: Jason Elam (Blocked by Clyde Simmons), vs. Jacksonville, 1/4/97
 Opponents: Shayne Graham (Kick aborted, unsuccessful snap), vs. Cincinnati, 12/24/06
 Playoffs: Has never happened

SAFETY:

Broncos: Face mask penalty enforced in the end zone, vs. Minnesota, 12/30/07
 Playoffs: Tony Eason sacked in the end zone by Rulon Jones, vs. New England, 1/4/87
 Opponents: **Andre Hall tackled in end zone by Charles Grant, vs. New Orleans, 9/21/08**
 Playoffs: Mike Horan runs out of end zone, vs. Cleveland, 1/17/88

2008 INDIVIDUAL LEADERS BY STATISTICAL CATEGORY

Category	Player	AFC		NFL	
		Rank	AFC Leader	Rank	NFL Leader
Points	Matt Prater — 114	8th	Stephen Gostkowski, N.E. — 148	19th	Stephen Gostkowski, N.E. — 1,760
Rushing Yards	Payton Hillis — 343	31st	Thomas Jones, NYJ — 1,312	59th	Adrian Peterson, Min. — 1,760
Passing Yards	Jay Cutler — 4,526	1st	Jay Cutler, Den. — 4,526	3rd	Drew Brees, N.O. — 5,069
Passer Rating	Jay Cutler — 86.0	6th	Philip Rivers, S.D. — 105.5	16th	Philip Rivers, S.D. — 105.5
Receiving Yards	Brandon Marshall — 1,265	2nd	Andre Johnson, Hou. — 1,575	7th	Andre Johnson, Hou. — 1,575
Receptions	Brandon Marshall — 104	3rd	Andre Johnson, Hou. — 115	3rd	Andre Johnson, Hou. — 115
Punting Avg	Brett Kern — 46.7	2nd	Shane Lechler, Oak. — 48.8	5th	Donnie Jones, Stl. — 50.0
Net Punting Avg	Brett Kern — 37.8	8th	Shane Lechler, Oak. — 41.2	15th	Shane Lechler, Oak. — 41.2
Interceptions	Dré Bly — 2	T-34th	Ed Reed, Bal. — 9	T-60th	Ed Reed, Bal. — 9
Sacks	E. Dumervil/E. Ekuban — 5.0	T-17th	Joey Porter, Mia. — 17.5	T-43rd	DeMarcus Ware, Dal. — 20.0
Kickoff Ret. Avg	Eddie Royal — 26.1	4th	Ellis Hobbs, N.E. — 28.5	7th	Danieal Manning, Chi. — 29.7
Punt Ret. Avg	Eddie Royal — 10.0	10th	Roscoe Parrish, Buf. — 15.3	17th	Roscoe Parrish, Buf. — 15.3

2008 TEAM AFC AND NFL RANKINGS

OFFENSE

Category	Broncos Total	AFC Rank	AFC Leader	NFL Rank	NFL Leader
Points Per Game	23.1	7th	San Diego — 27.4	16th	New Orleans — 28.9
Total Yards Per Game	395.8	1st	Denver — 395.8	2nd	New Orleans — 410.7
Yards Per Play	6.2	1st	Denver — 6.2	2nd	New Orleans — 6.3
Rushing Yards Per Game	116.4	7th	Baltimore — 148.5	12th	N.Y. Giants — 157.4
Net Passing Yards Per Game	279.4	1st	Denver — 279.4	3rd	New Orleans — 311.1
Interceptions Thrown (fewest)	18	13th	Miami — 7	T-24th	Washington — 6
Sacks (fewest)	12	T-1st	Den./Ten. — 12	T-1st	Den./Ten. — 12
First Downs Per Game	22.1	2nd	New England — 22.3	T-2nd	New England — 22.3
Third-Down Efficiency	47.5	3rd	Indianapolis — 50.2	3rd	Indianapolis — 50.2
Fourth-Down Efficiency	40.0	14th	New England — 77.3	29th	Seattle — 83.3

DEFENSE

Category	Broncos Total	AFC Rank	AFC Leader	NFL Rank	NFL Leader
Points Per Game	28.0	16th	Pittsburgh — 13.9	30th	Pittsburgh — 13.9
Total Yards Per Game	374.6	15th	Pittsburgh — 237.2	29th	Pittsburgh — 237.2
Yards Per Play	6.1	16th	Pittsburgh — 3.9	30th	Pittsburgh — 3.9
Rushing Yards Per Game	146.1	13th	Pittsburgh — 80.3	27th	Minnesota — 76.9
Net Passing Yards Per Game	228.5	13th	Pittsburgh — 156.9	26th	Pittsburgh — 156.9
Interceptions (most)	6	16th	Baltimore — 26	31st	Baltimore — 26
Sacks (most)	26	11th	Pittsburgh — 51	26th	Dallas — 59
First Downs Per Game	20.4	14th	Baltimore — 14.3	29th	Baltimore — 14.3
Third-Down Efficiency	44.1	11th	Pittsburgh — 31.4	25th	Pittsburgh — 31.4
Fourth-Down Efficiency	55.6	11th	Baltimore — 18.8	18th	Baltimore — 18.8

2008 BRONCOS HONORS AND AWARDS

BY AWARD:

Pro Bowl

QB Jay Cutler
WR Brandon Marshall (starter)
C Casey Wiegmann

Associated Press

Second-Team All-Pro — T Ryan Clady

Pro Football Weekly/PFWA

All-Conference — T Ryan Clady
All-Rookie — T Ryan Clady
All-Rookie — P Brett Kern
All-Rookie — WR Eddie Royal

Sports Illustrated (Peter King)

All-Pro — T Ryan Harris

The Sporting News

All-Rookie — T Ryan Clady
All-Rookie — P Brett Kern
All-Rookie — WR Eddie Royal

USA Today

All-Joe — T Ryan Clady
All-Joe — LB Jamie Winborn

AFC Offensive Player of the Month

September — QB Jay Cutler

AFC Offensive Player of the Week

Week 2 (Sept. 14-15) — WR Brandon Marshall
Week 10 (Nov. 6-10) — QB Jay Cutler

AFC Special Teams Player of the Week

Week 5 (Oct. 5-6) — K Matt Prater

FedEx Air NFL Player of the Week

Week 10 (Nov. 6-10) — QB Jay Cutler
Week 13 (Nov. 27-Dec. 1) — QB Jay Cutler
Week 14 (Dec. 4-8) — QB Jay Cutler

FedEx Ground NFL Player of the Week

Week 13 (Nov. 27-Dec. 1) — FB Peyton Hillis

Diet Pepsi NFL Rookie of the Week

Week 1 (Sept. 4-8) — WR Eddie Royal
Week 10 (Nov. 6-10) — WR Eddie Royal
Week 11 (Nov. 13-17) — FB/LB Spencer Larsen
Week 13 (Nov. 27-Dec. 1) — FB Peyton Hillis
Week 14 (Dec. 4-8) — T Ryan Clady

Motorola NFL Coach of the Week

Week 2 (Sept. 14-15) — Head Coach Mike Shanahan

Ed Block Courage Award nominee

S Marquand Manuel

Walter Payton NFL Man of the Year Award nominee

CB Champ Bailey

Darrent Williams Good Guy Award (given by local media)

DE Ebenezer Ekuban

BY INDIVIDUAL:

CB Champ Bailey

Walter Payton NFL Man of the Year nominee

T Ryan Clady

Second-Team All-Pro (Associated Press)
All-Conference (*Pro Football Weekly*/PFWA)
All-Rookie (*Pro Football Weekly*/PFWA)
All-Rookie (*The Sporting News*)
All-Joe (*USA Today*)
Diet Pepsi NFL Rookie of the Week — Wk. 14

QB Jay Cutler

Pro Bowl
AFC Offensive Player of the Month (September)
AFC Offensive Player of the Week — Wk. 10
FedEx Air NFL Player of the Week — Wk. 10
FedEx Air NFL Player of the Week — Wk. 13
FedEx Air NFL Player of the Week — Wk. 14

DE Ebenezer Ekuban

Darrent Williams Good Guy Award

T Ryan Harris

All-Pro (*Sports Illustrated*/Peter King)

FB Peyton Hillis

FedEx Ground NFL Player of the Week — Wk. 13
Diet Pepsi NFL Rookie of the Week — Wk. 13

P Brett Kern

All-Rookie (*Pro Football Weekly*/PFWA)
All-Rookie (*The Sporting News*)

FB/LB Spencer Larsen

Diet Pepsi NFL Rookie of the Week — Wk. 11

S Marquand Manuel

Ed Block Courage Award Nominee

WR Brandon Marshall

Pro Bowl (Starter)
AFC Offensive Player of the Week — Wk. 2

K Matt Prater

AFC Special Teams Player of the Week — Wk. 5

WR Eddie Royal

All-Rookie (*Pro Football Weekly*/PFWA)
All-Rookie (*The Sporting News*)
Diet Pepsi NFL Rookie of the Week — Wk. 1
Diet Pepsi NFL Rookie of the Week — Wk. 10

Head Coach Mike Shanahan


Motorola NFL Coach of the Week — Wk. 2

C Casey Wiegmann

Pro Bowl

LB Jamie Winborn

All-Joe (*USA Today*)





Denver 41, Oakland 14

Monday, Sept. 8, 2008 • 7:22 p.m. PDT • McAfee Coliseum • Oakland

WEATHER: Partly Cloudy, 60° F, Wind NW 13 mph • TIME: 2:58 • ATTENDANCE: 62,762

Head Coach Mike Shanahan improved his career record in season openers to 12-4 (.750) as he led the Denver Broncos to a 41-14 win against the Oakland Raiders on Monday Night Football in front of 62,762 fans at McAfee Coliseum.

Broncos wide receiver Eddie Royal had an impressive NFL debut, posting nine receptions for 146 yards with one touchdown. His receiving yardage total was the sixth highest by an NFL player in his debut game since 1960 and represented the highest such mark in five seasons. His nine receptions also set a Broncos rookie single-game record.

Quarterback Jay Cutler led the Broncos to seven scoring drives (5 TDs, 2 FGs), completing 16-of-24 passes for 300 yards with two touchdowns and no interceptions for a 137.5 passer rating. His performance marked the third 300-yard passing game of his career.

On the Broncos' opening drive, Cutler marched Denver down the field and found Royal in the corner of the end zone for a 26-yard score that gave the Broncos a 7-0 lead with 9:59 left in the first quarter. Royal accounted for 51 of the 76 yards covered on the drive.

A 26-yard field goal by Matt Prater extended Denver's lead to 10-0 with 9:55 remaining in the first half. Running back Michael Pittman capped off a 7-play, 57-yard drive with a 3-yard touchdown run that sent the Broncos into halftime leading 17-0.

Midway through the third quarter, Cutler found wide receiver Darrell Jackson for a 48-yard touchdown pass, giving the Broncos a 24-0 lead. With 3:17 left in the third period, Prater converted a 43-yard field goal that made the score 27-0 in favor of the Broncos.

The Raiders scored their first points of the game early in the fourth quarter when quarterback JaMarcus Russell tossed up a jump ball to wide receiver Ashley Lelie for an 8-yard touchdown. On the ensuing possession, however, Broncos running back Selvin Young's 5-yard touchdown run gave Denver back its 27-point lead, 34-7, with 10:08 to play.

Denver added to its lead shortly after getting the ball on the Oakland 18-yard line following a turnover on downs. Pittman crossed the goal line from one yard out for his second rushing score of the night, making the score 41-7 in favor of the Broncos with less than five minutes to play.

In the closing minutes of the contest, Russell threw his second touchdown pass of the night to wide receiver Ronald Curry from four yards out.

The Broncos' defense was stellar, allowing no points through the first three quarters and holding the Raiders to 2-of-12 (16.7%) success on third downs. Offensively, the Broncos averaged 7.5 yards per play en route to registering 441 yards of offense.

Linebacker Nate Webster led the Broncos' defense in tackles with 16. Denver linebacker D.J. Williams and defensive tackle Kenny Peterson each posted a sack while defensive end Ebenezer Ekuban added a fumble recovery.

OFFICIALS:

Referee — Bill Leavy (127); Umpire — Darrell Jenkins (76); Head Linesman — Mark Baltz (26); Line Judge — Mark Perlman (9); Side Judge — Greg Meyer (78); Field Judge — Clete Blakeman (34); Back Judge — Keith Ferguson (61); Replay — Jim Lapetina.

DENVER BRONCOS

OFFENSE		DEFENSE	
WR 82	D. Jackson	LE 60	J. Engelberger
LT 78	R. Clady	LT 63	D. Robertson
LG 50	B. Hamilton	RT 79	M. Thomas
C 62	C. Wiegmann	RE 92	E. Dumervil
RG 73	C. Kuper	WLB 55	D. Williams
RT 74	R. Harris	MLB 58	N. Webster
TE 89	D. Graham	SLB 51	J. Winborn
WR 19	E. Royal	LCB 24	C. Bailey
QB 6	J. Cutler	RCB 32	D. Bly
RB 35	S. Young	SS 33	M. Manuel
TE 81	N. Jackson	FS 20	M. McCree

BRONCOS SUBSTITUTIONS: P 1 B. Kern, K 5 M. Prater, WR 14 B. Stokley, S 21 H. Abdullah, FB 22 P. Hillis, RB 23 A. Hall, CB 26 J. Williams, RB 28 M. Pittman, CB 41 K. Paymah, LB 46 S. Larsen, LB 53 N. Koutouvides, LB 59 W. Woodyard, C 67 K. Lichtensteiger, T 76 T. Polumbus, TE/LS 83 M. Leach, WR 85 K. Colbert, TE 88 T. Scheffler, DT 90 K. Peterson, DE 91 E. Ekuban, DT 93 N. Clemons, DE 96 T. Crowder. **DID NOT PLAY:** QB 11 P. Ramsey, LB 97 B. Bailey. **INACTIVE:** S 37 C. Lowry, RB 42 R. Torain, LB 52 L. Green, T 64 E. Pears, C 66 T. Nalen, G 77 D. Gandy, DE 94 J. Moss, DT 95 J. Shaw.

OAKLAND RAIDERS

OFFENSE		DEFENSE	
WR 87	A. Lelie	DE 56	D. Burgess
LT 77	K. Harris	DT 93	T. Kelly
LG 76	R. Gallery	DT 61	G. Warren
C 64	J. Grove	DE 98	J. Richardson
RG 66	C. Carlisle	OLB 53	T. Howard
RT 74	C. Green	MLB 52	K. Morrison
TE 80	Z. Miller	CB 20	S. Routt
WR 89	R. Curry	CB 23	D. Hall
QB 2	J. Russell	CB 21	N. Asomugha
RB 25	J. Fargas	SS 28	G. Wilson
RB 20	D. McFadden	FS 24	M. Huff

RAIDERS SUBSTITUTIONS: P 9 S. Lechler, K 11 S. Janikowski, WR 15 J. Higgins, RB 29 M. Bush, S 31 H. Eugene, S 33 T. Branch, RB 36 J. Griffith, CB 37 C. Johnson, FB 44 L. Lawton, LB 50 I. Ekejiuba, C 51 C. Morris, LB 54 S. Williams, LB 55 J. Alston, LB 57 R. Brown, LS/LB 59 J. Condo, G/T 78 F. Wakefield, G 79 P. McQuistan, WR 81 C. Schilens, TE 85 J. Madsen, TE 86 T. Stewart, DT 90 T. Sands, DE 91 T. Scott. **DID NOT PLAY:** QB 16 A. Walter. **INACTIVE:** QB 8 M. Tuiasosopo, WR 19 T. Watkins, S 27 R. Baker, DE 58 K. Edwards, C 71 J. Wade, T 75 M. Henderson, WR 84 J. Walker.

	1	2	3	4	OT	TOTAL	FIELD GOALS (made /) missed	
VISITOR Denver Broncos	7	10	10	14	—	41	M. Prater	(26) (43)
HOME Oakland Raiders	0	0	0	14	—	14		

Team	Qtr	Clock Time	PLAY DESCRIPTION (Extra Point) (Drive Info)	SCORE	
				Visitor	Home
BRONCOS	1	9:59	E. Royal 26 yd. pass from J. Cutler (M. Prater kick) (10-76, 5:01)	7	0
BRONCOS	2	9:55	M. Prater 26 yd. Field Goal (6-72, 2:43)	10	0
BRONCOS	2	4:21	M. Pittman 3 yd. run (M. Prater kick) (7-57, 3:12)	17	0
BRONCOS	3	8:23	D. Jackson 48 yd. pass from J. Cutler (M. Prater kick) (5-92, 2:02)	24	0
BRONCOS	3	3:17	M. Prater 43 yd. Field Goal (8-41, 3:13)	27	0
RAIDERS	4	13:08	A. Lelie 8 yd. pass from J. Russell (S. Janikowski kick) (10-71, 5:09)	27	7
BRONCOS	4	10:08	S. Young 5 yd. run (M. Prater kick) (6-80, 3:00)	34	7
BRONCOS	4	4:35	M. Pittman 1 yd. run (M. Prater kick) (6-18, 3:31)	41	7
RAIDERS	4	1:34	R. Curry 4 yd. pass from J. Russell (S. Janikowski kick) (9-78, 3:01)	41	14

FINAL INDIVIDUAL STATISTICS

Denver Broncos											Oakland Raiders												
RUSHING		ATT	YDS	AVG	LG	TD	RUSHING		ATT	YDS	AVG	LG	TD										
A. Hall	10	61	6.1	16	0	J. Fargas	18	97	5.4	42	0	0											
S. Young	7	36	5.1	9	1	D. McFadden	9	46	5.1	10	0	0											
P. Hillis	3	14	4.7	5	0	J. Russell	3	7	2.3	7	0	0											
M. Pittman	7	12	1.7	5	2	TOTAL						30	150	5.0	42	0							
J. Cutler	5	9	1.8	11	0	PASSING		ATT	CMP	YDS	TKD/YD	TD	LG	IN	Rtg.								
E. Royal	2	9	4.5	7	0	J. Russell	26	17	180	3/23	2	24	0	111.1									
TOTAL	34	141	4.1	16	3	TOTAL						26	17	180	3/23	2	24	0	111.1				
PASSING		ATT	CMP	YDS	TKD/YD	TD	LG	IN	Rtg.	PASSING		ATT	CMP	YDS	TKD/YD	TD	LG	IN	Rtg.				
J. Cutler	24	16	300	0/0	2	72	0	137.5	J. Russell	26	17	180	3/23	2	24	0	111.1						
E. Royal	1	0	0	0/0	0	—	0	39.6	TOTAL						26	17	180	3/23	2	24	0	111.1	
TOTAL	25	16	300	0/0	2	72	0	132.1	TOTAL						26	17	180	3/23	2	24	0	111.1	
PASS RECEIVING		NO	YDS	AVG	LG	TD	PASS RECEIVING		NO	YDS	AVG	LG	TD										
E. Royal	9	146	16.2	29	1	Z. Miller	4	34	8.5	21	0	0											
B. Stokley	2	25	12.5	13	0	J. Griffith	3	39	13.0	24	0	0											
N. Jackson	2	5	2.5	3	0	A. Lelie	3	37	12.3	22	1	0											
T. Scheffler	1	72	72.0	72	0	C. Schilens	2	29	14.5	19	0	0											
D. Jackson	1	48	48.0	48	1	R. Curry	2	18	9.0	14	1	0											
P. Hillis	1	4	4.0	4	0	J. Fargas	2	12	6.0	12	0	0											
TOTAL						16	300	18.8	72	2	24	0	111.1										
INTERCEPTIONS		NO	YDS	AVG	LG	TD	INTERCEPTIONS		NO	YDS	AVG	LG	TD										
TOTAL						0	0	0.0	—	0	0	0	0										
PUNTING		NO	YDS	AVG	NET	TB	IN20	LG	PUNTING		NO	YDS	AVG	NET	TB	IN20	LG						
B. Kern	2	80	40.0	38.5	0	1	42	42	S. Lechler	5	255	51.0	39.2	2	1	62							
TOTAL	2	80	40.0	38.5	0	1	42	42	TOTAL	5	255	51.0	39.2	2	1	62							
PUNT RETURNS		NO	YDS	AVG	FC	LG	TD	PUNT RETURNS		NO	YDS	AVG	FC	LG	TD								
E. Royal	2	19	9.5	1	11	0	0	J. Higgins	2	3	1.5	0	2	0									
(TOUCHBACK)	2	0	0.0	0	—	0	0	TOTAL						2	3	1.5	0	2	0				
RETURNS	2	19	9.5	1	11	0	0	RETURNS						2	3	1.5	0	2	0				
KICKOFF RETURNS		NO	YDS	AVG	FC	LG	TD	KICKOFF RETURNS		NO	YDS	AVG	FC	LG	TD								
A. Hall	1	17	17.0	0	17	0	0	J. Higgins	6	154	25.7	0	58	0									
E. Royal	1	11	11.0	0	11	0	0	(TOUCHBACK)	2	0	0.0	0	—	0									
(TOUCHBACK)	1	0	0.0	0	—	0	0	TOTAL						6	154	25.7	0	58	0				
RETURNS	2	28	14.0	0	17	0	0	RETURNS						6	154	25.7	0	58	0				
Denver Broncos		Fum	Lost	Own	Yds	TD	FF	Rec.	Yds	TD	Out	Oakland Raiders		Fum	Lost	Own	Yds	TD	FF	Rec.	Yds	TD	Out
E. Royal	1	0	1	0	0	0	0	0	0	0	0	J. Russell	2	1	0	0	0	0	0	0	0	0	0
E. Ekuban	0	0	0	0	0	0	1	0	0	0	0	J. Fargas	1	0	-12	0	0	0	0	0	0	0	0
TOTAL						1	0	1	0	0	0	1	2	-15	0	1	0	0	0	0	0	0	0

FINAL TEAM STATISTICS

BRONCOS				RAIDERS				BRONCOS				RAIDERS							
TOTAL FIRST DOWNS								24	15	FGs - PATs Had Blocked								0-0	0-0
By Rushing								10	5	Net Punting Average								38.5	39.2
By Passing								10	10	TOTAL RETURN YARDAGE (Not Including Kickoffs)								19	3
By Penalty								4	0	No. and Yards Punt Returns								2-19	2-3
THIRD DOWN EFFICIENCY								5-10-50%	2-12-17%	No. and Yards Kickoff Returns								2-28	6-154
FOURTH DOWN EFFICIENCY								0-0-0%	3-4-75%	No. and Yards Interception Returns								0-0	0-0
TOTAL NET YARDS								441	307	PENALTIES Number and Yards								3-15	10-96
Total Offensive Plays (inc. times thrown passing)								59	59	FUMBLES Number and Loss								1-0	3-1
Average gain per offensive play								7.5	5.2	TOUCHDOWNS								5	2
NET YARDS RUSHING								141	150	Rushing								3	0
Total Rushing Plays								34	30	Passing								2	2
Average gain per rushing play								4.1	5.0	EXTRA POINTS Made-Attempts								5-5	2-2
Tackles for a loss-number and yards								1-1	2-6	Kicking Made-Attempts								5-5	2-2
NET YARDS PASSING								300	157	FIELD GOALS Made-Attempts								2-2	0-0
Times thrown - yards lost attempting to pass								0-0	3-23	RED ZONE EFFICIENCY								3-4-75%	2-3-67%
Gross yards passing								300	180	GOAL TO GO EFFICIENCY								3-4-75%	1-2-50%
PASS ATTEMPTS-COMPLETIONS-HAD INTERCEPTED								25-16-0	26-17-0	SAFETIES								0	0
Avg gain per pass play (inc. # thrown passing)								12.0	5.4	FINAL SCORE								41	14
KICKOFFS Number-In End Zone-Touchbacks								8-4-2	3-1-1	TIME OF POSSESSION								29:50	30:10
PUNTS Number and Average								2-40-0	5-51-0										
Had Blocked								0	0										

BRONCOS DEFENSIVE STATISTICS

(based on coaches' film review)

PLAYER	UT	A	TT	S-YDS	I-YDS	PD	FF	FR	PLAYER	UT	A	TT	S-YDS	I-YDS	PD	FF	FR
N. Webster	12	4	16	0-0	0-0	0	0	0	N. Clemons	1	1	2	0-0	0-0	0	0	0
J. Winborn	5	4	9	0-0	0-0	0	0	0	E. Dumervil	2	0	2	0-0	0-0	0	0</	

2  **Denver 39, San Diego 38**
Sunday, Sept. 14, 2008 • 2:15 p.m. MDT • INVESCO Field at Mile High • Denver
WEATHER: Partly Cloudy, 59°, Wind NE 5 mph • **TIME:** 3:24 • **ATTENDANCE:** 75,915

The Denver Broncos' two-point conversion with 24 seconds left to play propelled the club to a 39-38 win against the San Diego Chargers in front of 75,915 fans on Sunday at INVESCO Field at Mile High. The victory marked Denver's ninth consecutive win in its home opener.

Quarterback Jay Cutler's 4-yard touchdown pass to wide receiver Eddie Royal moved Denver within one, 38-37, of San Diego. The two connected on the ensuing two-point conversion attempt, making the Broncos the third NFL team since the league implemented the two-point conversion in 1994 to win a game in that fashion.

Broncos wide receiver Brandon Marshall's franchise-record 18 receptions (166 yds., 1 TD) tied for the second most by a player in NFL history. He posted 10 grabs in the first half, helping the Broncos take an early 21-3 lead and enter halftime ahead 31-17.

Cutler finished the game with a career-high 350 passing yards, completing 36-of-50 attempts with four touchdowns and one interception for a 109.6 passer rating. His 36 completions tied a Broncos franchise record while his 350 passing yards marked his second consecutive 300-yard game.

Denver cornerback Champ Bailey's first-quarter interception set up running back Michael Pittman's 1-yard touchdown run at 8:41 of the first quarter. Cutler found tight end Tony Scheffler for touchdowns on consecutive drives, increasing the Broncos' lead to 21-3 at 10:42 of the second quarter.

On the ensuing kickoff, San Diego's Darren Sproles raced 103 yards on the return to trim Denver's lead to 21-10. Matt Prater's career-long 52-yard field goal put the Broncos ahead 24-10, but a Philip Rivers touchdown pass to wide receiver Chris Chambers with 2:25 left in the first half made it a one-possession game (24-17).

Marshall's 6-yard touchdown catch with two seconds left in the quarter sent the Broncos into halftime ahead 31-17.

San Diego scored 20 unanswered points in the second half, including Sproles' 66-yard touchdown on a screen pass that gave the Chargers a 38-31 lead with 4:22 remaining. That scoring play was set up by a Chargers interception in the end zone that ended a Broncos scoring threat.

The Broncos' offense drove 80 yards on 12 plays for Royal's 4-yard touchdown grab that made the score 38-37 in favor of San Diego with 24 seconds remaining. The Broncos opted to go for the win on a two-point conversion with Cutler finding Royal on a slant route to give Denver the victory.

With the win, the Broncos snapped a four-game losing streak to the Chargers. Denver improved to 22-3 in home openers since 1984 for an .880 winning percentage that is the best in the NFL during that span.

OFFICIALS:

Referee — Ed Hochuli (85); **Umpire** — Tony Michalek (115); **Head Linesman** — Mark Hittner (28); **Line Judge** — Tim Podraza (47); **Side Judge** — Mike Weatherford (116); **Field Judge** — Tom Sifferman (118); **Back Judge** — Bill Schmitz (122); **Replay** — Al Jury.

DENVER BRONCOS

OFFENSE		DEFENSE	
WR 15	B. Marshall	LE 60	J. Engelberger
LT 78	R. Clady	LT 63	D. Robertson
LG 50	B. Hamilton	RT 79	M. Thomas
C 62	C. Wiegmann	RE 92	E. Dumervil
RG 73	C. Kuper	WLB 55	D. Williams
RT 74	R. Harris	MLB 58	N. Webster
TE 89	D. Graham	SLB 97	B. Bailey
WR 19	E. Royal	LCB 24	C. Bailey
QB 6	J. Cutler	RCB 32	D. Bly
RB 35	S. Young	SS 33	M. Manuel
TE 88	T. Scheffler	FS 20	M. McCree

BRONCOS SUBSTITUTIONS: P 1 B. Kern, K 5 M. Prater, WR 14 B. Stokley, FB 22 P. Hillis, RB 23 A. Hall, CB 26 J. Williams, RB 28 M. Pittman, S 37 C. Lowry, CB 41 K. Paymah, LB 46 S. Larsen, LB 51 J. Winborn, LB 53 N. Koutouvides, LB 59 W. Woodyard, C 67 K. Lichtensteiger, T 76 T. Polunbus, TE 81 N. Jackson, TE/LS 83 M. Leach, WR 85 K. Colbert, DT 90 K. Peterson, DE 91 E. Ekuban, DT 95 J. Shaw, DE 96 T. Crowder. **DID NOT PLAY:** QB 11 P. Ramsey. **INACTIVE:** S 21 H. Abdullah, RB 42 R. Torain, LB 52 L. Green, T 64 E. Pears, C 66 T. Nalen, WR 82 D. Jackson, DT 93 N. Clemons, DE 94 J. Moss.

SAN DIEGO CHARGERS

OFFENSE		DEFENSE	
WR 89	C. Chambers	DE 99	I. Olshansky
LT 70	L. Shelton	DE 96	J. Williams
LG 68	K. Dielman	DT 73	L. Castillo
C 62	J. Newberry	OLB 95	S. Phillips
RG 79	M. Goff	ILB 58	D. Smith
RT 66	J. Clary	ILB 57	M. Wilhelm
TE 85	A. Gates	OLB 94	J. Tucker
WR 83	V. Jackson	LCB 23	Q. Jammer
QB 17	P. Rivers	RCB 31	A. Cromartie
RB 21	L. Tomlinson	SS 42	C. Hart
FB 35	M. Tolbert	FS 32	E. Weddle

CHARGERS SUBSTITUTIONS: P 5 M. Scifres, K 10 N. Kaeding, WR 11 L. Naanee, CB 20 A. Cason, RB 22 J. Hester, CB 24 C. Gordon, CB 27 P. Oliver, DB 28 S. Gregory, RB 43 D. Sproles, LS 50 D. Binn, ILB 51 T. Dobbins, ILB 59 B. Siler, G/C 63 S. Mruczkowski, DE 74 J. Cesaire, WR 80 M. Floyd, WR 81 K. Osgood, WR 84 C. Davis, TE 86 B. Manumaleuna, OLB 90 A. Appelwhite, OLB 92 M. Harris, DT 97 R. Bingham. **DID NOT PLAY:** QB 7 B. Volek, T 75 C. Clark. **INACTIVE:** QB 6 C. Whitehurst, CB 29 D. Tribble, ILB 53 A. Waters, C 61 N. Hardwick, G 67 K. Forney, T 73 M. McNeill, TE 88 K. Wilson, DT 91 B. McKinney.

		1	2	3	4	OT	TOTAL	FIELD GOALS (made /) missed	
VISITOR	San Diego Chargers	3	14	10	11	—	38	N. Kaeding (34) (21) (28)	
HOME	Denver Broncos	7	24	0	8	—	39	M. Prater (52)	

Team	Qtr	Clock Time	PLAY DESCRIPTION (Extra Point) (Drive Info)	SCORE	
				Visitor	Home
BRONCOS	1	8:41	M. Pittman 1 yd. run (M. Prater kick) (5-29, 2:39)	0	7
CHARGERS	1	3:47	N. Kaeding 34 yd. Field Goal (10-66, 4:54)	3	7
BRONCOS	2	13:48	T. Scheffler 3 yd. pass from J. Cutler (M. Prater kick) (12-80, 4:59)	3	14
BRONCOS	2	10:42	T. Scheffler 14 yd. pass from J. Cutler (M. Prater kick) (2-48, 0:33)	3	21
CHARGERS	2	10:28	D. Sproles 103 yd. kickoff return (N. Kaeding kick) (0-0, 0:14)	10	21
BRONCOS	2	5:53	M. Prater 52 yd. Field Goal (8-46, 4:35)	10	24
CHARGERS	2	2:25	C. Chambers 48 yd. pass from P. Rivers (N. Kaeding kick) (6-80, 3:28)	17	24
BRONCOS	2	0:02	B. Marshall 6 yd. pass from J. Cutler (M. Prater kick) (11-80, 2:23)	17	31
CHARGERS	3	10:44	C. Chambers 15 yd. pass from P. Rivers (N. Kaeding kick) (8-59, 4:16)	24	31
CHARGERS	3	7:29	N. Kaeding 21 yd. Field Goal (6-75, 2:01)	27	31
CHARGERS	4	14:08	N. Kaeding 28 yd. Field Goal (14-71, 6:15)	30	31
CHARGERS	4	4:22	D. Sproles 66 yd. pass from P. Rivers (P. Rivers-L. Naanee pass) (3-91, 1:07)	38	31
BRONCOS	4	0:24	E. Royal 4 yd. pass from J. Cutler (J. Cutler-E. Royal pass) (12-80, 3:58)	38	39

FINAL INDIVIDUAL STATISTICS

San Diego Chargers						Denver Broncos					
RUSHING	ATT	YDS	AVG	LG	TD	RUSHING	ATT	YDS	AVG	LG	TD
D. Sproles	7	53	7.6	18	0	S. Young	8	78	9.8	49	0
L. Tomlinson	10	26	2.6	6	0	A. Hall	7	31	4.4	10	0
M. Tolbert	1	1	1.0	1	0	M. Pittman	7	30	4.3	13	1
						J. Cutler	2	6	3.0	4	0
TOTAL	18	80	4.4	18	0	TOTAL	24	145	6.0	49	1

San Diego Chargers						Denver Broncos											
PASSING	ATT	CMP	YDS	TKD/ YD	TD	LG	IN	Rtg.	PASSING	ATT	CMP	YDS	TKD/ YD	TD	LG	IN	Rtg.
P. Rivers	33	21	377	1/1	3	67	1	120.4	J. Cutler	50	36	350	1/9	4	34	1	109.6
TOTAL	33	21	377	1/1	3	67	1	120.4	TOTAL	50	36	350	1/9	4	34	1	109.6

San Diego Chargers						Denver Broncos					
PASS RECEIVING	NO	YDS	AVG	LG	TD	PASS RECEIVING	NO	YDS	AVG	LG	TD
V. Jackson	6	73	12.2	21	0	B. Marshall	18	166	9.2	34	1
C. Chambers	4	83	20.8	48	2	T. Scheffler	6	64	10.7	24	2
A. Gates	4	61	15.3	25	0	E. Royal	5	37	7.4	13	1
D. Sproles	2	72	36.0	66	1	B. Stokley	3	47	15.7	20	0
M. Tolbert	2	68	34.0	67	0	D. Graham	2	22	11.0	13	0
L. Tomlinson	2	14	7.0	16	0	S. Young	1	8	8.0	8	0
L. Naanee	1	6	6.0	6	0	N. Jackson	1	6	6.0	6	0
TOTAL	21	377	18.0	67	3	TOTAL	36	350	9.7	34	4

San Diego Chargers						Denver Broncos					
INTERCEPTIONS	NO	YDS	AVG	LG	TD	INTERCEPTIONS	NO	YDS	AVG	LG	TD
A. Cason	1	10	10.0	10	0	C. Bailey	1	0	0.0	—	0
TOTAL	1	10	10.0	10	0	TOTAL	1	0	0.0	—	0

San Diego Chargers						Denver Broncos									
PUNTING	NO	YDS	AVG	NET	TB	IN20	LG	PUNTING	NO	YDS	AVG	NET	TB	IN20	LG
M. Scifres	1	52	52.0	46.0	0	0	52	B. Kern	3	161	53.7	42.0	1	1	64
TOTAL	1	52	52.0	46.0	0	0	52	TOTAL	3	161	53.7	42.0	1	1	64

San Diego Chargers						Denver Broncos							
PUNT RETURNS	NO	YDS	AVG	FC	LG	TD	PUNT RETURNS	NO	YDS	AVG	FC	LG	TD
C. Davis	2	15	7.5	0	10	0	E. Royal	1	6	6.0	0	6	0
[TOUCHBACK]	1	0	0.0	—	0	0							
RETURNS	2	15	7.5	0	10	0	RETURNS	1	6	6.0	0	6	0

San Diego Chargers						Denver Broncos							
KICKOFF RETURNS	NO	YDS	AVG	FC	LG	TD	KICKOFF RETURNS	NO	YDS	AVG	FC	LG	TD
D. Sproles	5	192	38.4	0	103	1	A. Hall	2	48	24.0	0	26	0
J. Hester	1	20	20.0	0	20	0	[TOUCHBACK]	6	0	0.0	0	—	0
[TOUCHBACK]	1	0	0.0	—	0	0							
RETURNS	6	212	35.3	0	103	1	RETURNS	2	48	24.0	0	26	0

San Diego Chargers						Denver Broncos															
FUMBLES	Fum	Lost	Rec.	Yds	TD	FF	Rec.	Yds	TD	Bnds	FUMBLES	Fum	Lost	Rec.	Yds	TD	FF	Rec.	Yds	TD	Bnds
A. Cason	1	0	0	0	0	0	0	0	0	0	J. Cutler	1	0	0	0	0	0	0	0	0	0
C. Hart	0	0	1	0	0	0	0	0	0	0	B. Marshall	1	0	0	0	0	0	0	0	0	0
Q. Jammer	0	0	0	0	0	1	0	0	0	0	C. Kuper	0	0	1	0	0	0	0	0	0	0
											B. Stokley	0	0	0	0	1	0	0	0	0	0
TOTAL	1	0	1	0	0	1	0	0	0	0	TOTAL	2	0	1	0	0	1	0	0	0	0

FINAL TEAM STATISTICS

	CHARGERS	BRONCOS		CHARGERS	BRONCOS
TOTAL FIRST DOWNS	19	34	FGs - PATs Had Blocked	0-0	0-0
By Rushing	2	9	Net Punting Average	46.0	42.0
By Passing	14	20	TOTAL RETURN YARDAGE (Not Including Kickoffs)	25	6
By Penalty	3	5	No. and Yards Punt Returns	2-15	1-6
THIRD DOWN EFFICIENCY	6-10-60%	4-10-40%	No. and Yards Kickoff Returns	6-212	2-48
FOURTH DOWN EFFICIENCY	0-0-0%	1-1-100%	No. and Yards Interception Returns	1-10	1-8
TOTAL NET YARDS	456	486	PENALTIES Number and Yards	8-60	7-67
Total Offensive Plays (inc. times thrown passing)	52	75	FUMBLES Number and Lost	1-0	2-0
Average gain per offensive play	8.8	6.5	TOUCHDOWNS	4	5
NET YARDS RUSHING	80	145	Rushing	0	1
Total Rushing Plays	18	24	Passing	3	4
Average gain per rushing play	4.4	6.0	Kick Returns	1	0
Tackles for a loss-number and yards	3-5	3-7	EXTRA POINTS Made-Attempts	4-4	5-5
NET YARDS PASSING	376	341	Kicking Made-Attempts	3-3	4-4
Times thrown - yards lost attempting to pass	1-1	1-9	Passing Made-Attempts	1-1	1-1
Gross yards passing	377	350	FIELD GOALS Made-Attempts	3-3	1-1
PASS ATTEMPTS-COMPLETIONS-HAD INTERCEPTED	33-21-1	50-36-1	RED ZONE EFFICIENCY	1-4-25%	5-6-83%
Avg gain per pass play (inc. # thrown passing)	11.1	6.7	GOAL TO GO EFFICIENCY	0-1-0%	4-4-100%
KICKOFFS Number-In End Zone-Touchbacks	8-8-6	7-6-1	SAFETIES	0	0
PUNTS Number and Average	1-52.0	3-53.7	FINAL SCORE	38	39
Had Blocked	0	0	TIME OF POSSESSION	26:00	34:00

BRONCOS DEFENSIVE STATISTICS

(based on coaches' film review)

PLAYER	UT	A	TT
--------	----	---	----

3  **Denver 34, New Orleans 32**
Sunday, Sept. 21, 2008 • 2:06 p.m. MDT • INVESCO Field at Mile High • Denver
WEATHER: Partly Cloudy, 75°, Wind E 7 mph • **TIME:** 3:16 • **ATTENDANCE:** 75,713

For the first time since 2003 and the 10th time in club history, the Denver Broncos improved to 3-0 with their 34-32 victory over the New Orleans Saints on Sunday in front of 75,713 fans at INVESCO Field at Mile High.

Saints kicker Martin Gramatica missed a potential game-winning 43-yard field goal with two minutes left to play, giving Denver its second consecutive home win.

Broncos wide receiver Brandon Marshall posted a game-high 155 receiving yards on six catches, including one touchdown, for a 25.8-yard average. The performance marked his sixth career 100-yard receiving effort and was his fifth such output in his last six appearances.

Quarterback Jay Cutler moved into eighth place on the Broncos' all-time list for passing yards (5,412), connecting on 21-of-34 attempts for 264 yards with two touchdowns and one interception (93.3 passer rating). Denver linebacker D.J. Williams had a game-high 17 tackles (15 solo), including several key stops down the stretch, while Broncos linebacker Nate Webster returned a fumble 34 yards for his second career touchdown.

Denver earned the win despite allowing 502 yards of offense to New Orleans, which was led by Drew Brees' 421 passing yards.

On the Broncos' opening possession, Cutler found tight end Nate Jackson for a 1-yard touchdown to cap off a 10-play, 45-yard drive and give Denver a 7-0 lead. Cutler's 35-yard touchdown pass to Marshall later in the quarter increased the Broncos' lead to 14-3.

Webster's 34-yard touchdown return on a fumble recovery put Denver ahead 21-3 with 14:11 left in the first half. The fumble was forced by Broncos defensive end John Engelberger.

New Orleans answered with two consecutive rushing touchdowns by Pierre Thomas and Reggie Bush, cutting its deficit to 21-17 midway through the second quarter. A Matt Prater field goal by the Broncos and a safety by New Orleans sent Denver into the half ahead 24-19.

In the third quarter, the Broncos scored first on running back Michael Pittman's 2-yard touchdown run that capped off a 12-play, 80-yard drive and gave them a 31-19 lead at the 7:37 mark. Bush's second touchdown of the game, a 6-yard reception, occurred two plays later and trimmed Denver's lead to 31-26.

The Broncos entered the final period ahead 34-26 after Prater's 34-yard field goal.

With 10 minutes left in regulation, the Saints' Thomas scored on a 10-yard rush that put his club in position to attempt a potential game-tying two-point conversion. Drew Brees' pass was incomplete, however, and the Broncos hung on to their 34-32 lead.

Following a Broncos turnover deep in Saints territory, New Orleans took advantage of the miscue and moved into position for a potential game-winning field goal. But Gramatica's 43-yard attempt sailed wide right, eventually sealing the Broncos' victory.

OFFICIALS:

Referee — Ron Winter (14); **Umpire** — Ruben Fowler (71); **Head Linesman** — Jim Mello (48); **Line Judge** — Tom Stephan (68); **Side Judge** — Tom Hill (97); **Field Judge** — Duke Carroll (11); **Back Judge** — Richard Reels (83); **Replay** — Ken Baker.

DENVER BRONCOS			
OFFENSE		DEFENSE	
WR 15	B. Marshall	LE 60	J. Engelberger
LT 78	R. Clady	LT 63	D. Robertson
LG 50	B. Hamilton	RT 79	M. Thomas
C 62	C. Wiegmann	RE 92	E. Dumervil
RG 73	C. Kuper	WLB 55	D. Williams
RT 74	R. Harris	MLB 58	N. Webster
TE 89	D. Graham	SLB 97	B. Bailey
WR 19	E. Royal	LCB 24	C. Bailey
QB 6	J. Cutler	RCB 32	D. Bly
RB 35	S. Young	SS 33	M. Manuel
FB 22	P. Hillis	FS 20	M. McCree

BRONCOS SUBSTITUTIONS: P 1 B. Kern, K 5 M. Prater, WR 10 C. Russell, WR 14 B. Stokley, RB 23 A. Hall, CB 26 J. Williams, RB 28 M. Pittman, S 37 C. Lowry, CB 41 K. Paymah, LB 46 S. Larsen, LB 51 J. Winborn, LB 53 N. Koutouvides, LB 59 W. Woodyard, C 67 K. Lichtensteiger, T 76 T. Polumbus, TE 81 N. Jackson, TE/LB 83 M. Leach, TE 88 T. Scheffler, DT 90 K. Peterson, **DID NOT PLAY:** QB 11 P. Ramsey, **INACTIVE:** S 21 H. Abdullah, RB 42 R. Torain, LB 52 L. Green, T 64 E. Pears, C 66 T. Nalen, WR 82 D. Jackson, DT 93 N. Clemons, DE 96 T. Crowder.

NEW ORLEANS SAINTS			
OFFENSE		DEFENSE	
WR 81	D. Patten	LE 94	C. Grant
TE 83	B. Miller	NT 71	K. Clancy
LT 70	J. Brown	DT 98	S. Ellis
LG 67	J. Nesbit	RE 91	W. Smith
C 76	J. Goodwin	WLB 58	S. Shanle
RG 73	J. Evans	MLB 51	J. Vilma
RT 78	J. Stinchcomb	SLB 56	J. Dunbar
TE 88	J. Shockey	LCB 20	R. Gay
WR 19	D. Henderson	RCB 22	T. Porter
QB 9	D. Brees	SS 41	R. Harper
RB 25	R. Bush	FS 43	K. Kaesviharn

SAINTS SUBSTITUTIONS: K 1 M. Gramatica, P 7 S. Weatherford, WR 16 L. Moore, WR 17 R. Meachem, RB 23 P. Thomas, CB 28 U. Young, S 29 J. Bullocks, CB 34 M. McKenzie, S 39 C. Reis, CB 42 J. David, FB 44 M. Karney, LS 47 K. Houser, LB 50 M. Mitchell, LB 54 T. Evans, T 64 Z. Stief, DT 66 B. Young, T 74 J. Bushrod, T/G 77 C. Nicks, TE 86 B. Ortega, DE 93 B. McCray, DE 95 J. Savage, **DID NOT PLAY:** QB 11 M. Brunell, RB 26 D. McAllister, **INACTIVE:** QB 3 J. Harrington, WR 12 M. Colston, WR 18 T. Copper, RB 27 A. Stecker, CB 31 A. Glenn, LB 55 S. Fujita, TE 80 M. Campbell, DT 96 A. Lake.

	1	2	3	4	OT	TOTAL	FIELD GOALS (made /) missed
VISITOR New Orleans Saints	3	16	7	6	—	32	M. Gramatica (43) 51WL 43WR
HOME Denver Broncos	14	10	10	0	—	34	M. Prater (27) (34)

Team	Qtr	Clock Time	PLAY DESCRIPTION (Extra Point) (Drive Info)	SCORE	
				Visitor	Home
BRONCOS	1	9:01	N. Jackson 1 yd. pass from J. Cutler (M. Prater kick) (10-45, 4:29)	0	7
SAINTS	1	2:07	M. Gramatica 43 yd Field Goal (12-55, 6:54)	3	7
BRONCOS	1	0:27	B. Marshall 35 yd. pass from J. Cutler (M. Prater kick) (3-65, 1:40)	3	14
BRONCOS	2	14:11	N. Webster 34 yd. fumble return (M. Prater kick)	3	21
SAINTS	2	9:16	P. Thomas 5 yd. run (M. Gramatica kick) (10-80, 4:55)	10	21
SAINTS	2	6:51	R. Bush 23 yd. run (M. Gramatica kick) (5-36, 2:12)	17	21
BRONCOS	2	2:55	M. Prater 27 yd. Field Goal (8-58, 3:56)	17	24
SAINTS	2	0:23	A. Hall tackled in end zone by C. Grant, S. Ellis for a Safety	19	24
BRONCOS	3	7:37	M. Pittman 2 yd. run (M. Prater kick) (12-80, 4:52)	19	31
SAINTS	3	7:02	R. Bush 6 yd. pass from D. Brees (M. Gramatica kick) (2-80, 0:35)	26	31
BRONCOS	3	2:20	M. Prater 34 yd. Field Goal (9-65, 4:42)	26	34
SAINTS	4	10:00	P. Thomas 10 yd. run (pass failed) (15-76, 7:20)	32	34

FINAL INDIVIDUAL STATISTICS																		
New Orleans Saints							Denver Broncos											
RUSHING	ATT	YDS	AVG	LG	TD		RUSHING	ATT	YDS	AVG	LG	TD						
R. Bush	18	73	4.1	23	1		S. Young	11	65	5.9	19	0						
P. Thomas	6	15	2.5	10	2		A. Hall	6	25	4.2	14	0						
D. Brees	1	0	0.0	0	0		J. Cutler	1	7	7.0	7	0						
							E. Royal	1	6	6.0	6	0						
							M. Pittman	5	2	0.4	2	1						
TOTAL	25	88	3.5	23	3		TOTAL	24	105	4.4	19	1						
PASSING	ATT	CMP	YDS	TKD/ YD	TD	LG	IN	Rtg.	PASSING	ATT	CMP	YDS	TKD/ YD	TD	LG	IN	Rtg.	
D. Brees	48	39	421	1/7	1	74	0	110.2	J. Cutler	34	21	264	0/0	2	35	1	93.3	
TOTAL	48	39	421	1/7	1	74	0	110.2	TOTAL	34	21	264	0/0	2	35	1	93.3	
PASS RECEIVING	NO	YDS	AVG	LG	TD		PASS RECEIVING	NO	YDS	AVG	LG	TD						
R. Bush	11	75	6.8	23	1		B. Marshall	6	155	25.8	35	1						
J. Shockey	8	75	9.4	16	0		T. Scheffler	4	32	8.0	11	0						
L. Moore	7	78	11.1	18	0		E. Royal	4	11	2.8	5	0						
P. Thomas	3	8	2.7	4	0		B. Stokley	3	29	9.7	17	0						
R. Meachem	2	86	43.0	74	0		D. Graham	1	21	21.0	21	0						
D. Henderson	2	42	21.0	23	0		M. Pittman	1	8	8.0	8	0						
B. Miller	2	41	20.5	28	0		S. Young	1	7	7.0	7	0						
D. Patten	2	12	6.0	8	0		N. Jackson	1	1	1.0	1	1						
M. Karney	2	4	2.0	3	0													
TOTAL	39	421	10.8	74	1		TOTAL	21	264	12.6	35	2						
INTERCEPTIONS	NO	YDS	AVG	LG	TD		INTERCEPTIONS	NO	YDS	AVG	LG	TD						
M. McKenzie	1	14	14.0	14	0													
TOTAL	1	14	14.0	14	0		TOTAL	0	0	0.0	—	0						
PUNTING	NO	YDS	AVG	NET	TB	IN20	LG	PUNTING	NO	YDS	AVG	NET	TB	IN20	LG			
S. Weatherford	2	114	57.0	36.0	1	0	60	B. Kern	2	105	52.5	37.5	0	0	56			
TOTAL	2	114	57.0	36.0	1	0	60	TOTAL	2	105	52.5	37.5	0	0	56			
PUNT RETURNS	NO	YDS	AVG	FC	LG	TD		PUNT RETURNS	NO	YDS	AVG	FC	LG	TD				
R. Bush	2	30	15.0	0	17	0		E. Royal	1	22	22.0	0	22	0				
								[TOUCHBACK]	1	0	0.0	0	—	0				
RETURNS	2	30	15.0	0	17	0		TOTAL	1	22	22.0	0	22	0				
KICKOFF RETURNS	NO	YDS	AVG	FC	LG	TD		KICKOFF RETURNS	NO	YDS	AVG	FC	LG	TD				
P. Thomas	3	60	20.0	0	25	0		A. Hall	2	50	25.0	0	28	0				
[OUT OF BOUNDS]	1	0	0.0	0	—	0		P. Hillis	2	47	23.5	0	25	0				
[TOUCHBACK]	4	0	0.0	0	—	0		[TOUCHBACK]	2	0	0.0	0	—	0				
RETURNS	3	60	20.0	0	25	0		TOTAL	4	97	24.3	0	28	0				
New Orleans Saints	Fum	Own	Yds	TD	Opp.	Yds	TD	Out	Denver Broncos	Fum	Own	Yds	TD	Opp.	Yds	TD	Out	
D. Brees	1	0	0	0	0	0	0	0	T. Scheffler	1	1	0	0	0	0	0	0	
R. Bush	1	1	0	0	0	0	0	0	J. Engelberger	0	0	0	0	1	0	0	0	
M. Karney	0	0	1	0	0	0	0	0	N. Webster	0	0	0	0	0	1	34	1	
OTHERS	0	0	0	0	1	1	17	0										
TOTAL	2	1	1	0	0	1	1	17	0	1	1	0	0	1	1	34	1	0

FINAL TEAM STATISTICS																	
SAINTS							BRONCOS										
TOTAL FIRST DOWNS	27						20						FGs - PATs Had Blocked	0-0		0-0	
By Rushing	7						7						Net Punting Average	36.0		37.5	
By Passing	20						11						TOTAL RETURN YARDAGE (Not Including Kickoffs)	44		22	
By Penalty	0						2						No. and Yards Punt Returns	2-30		1-22	
THIRD DOWN EFFICIENCY	8-14-57%						6-10-60%						No. and Yards Kickoff Returns	3-60		4-97	
FOURTH DOWN EFFICIENCY	0-1-0%						0-0-0%						No. and Yards Interception Returns	1-14		0-0	
TOTAL NET YARDS	502						369						PENALTIES Number and Yards	4-51		3-20	
Total Offensive Plays (inc. times thrown passing)	74						58						FUMBLES Number and Lost	2-1		1-1	
Average gain per offensive play	6.8						6.4						TOUCHDOWNS	4		4	
NET YARDS RUSHING	88						105						Rushing	3		1	
Total Rushing Plays	25						24						Passing	1		2	
Average gain per rushing play	3.5						4.4						Fumbles	0		1	
Tackles for a loss-number and yards	3-5						4-8						EXTRA POINTS Made-Attempts	3-4		4-4	
NET YARDS PASSING	414						264						Kicking Made-Attempts	3-3		4-4	
Times thrown - yards lost attempting to pass																	

4 **Kansas City 33, Denver 19**
Sunday, Sept. 28, 2008 • 12 p.m. CDT • Arrowhead Stadium • Kansas City, Mo.
WEATHER: Mostly Sunny, 74°, Wind SW 7 mph • TIME: 3:28 • ATTENDANCE: 74,623

Unable to overcome four turnovers (2 interceptions, 2 fumbles), the Denver Broncos suffered their first loss of the season with a 33-19 defeat to the Kansas City Chiefs on Sunday in front of 74,623 fans at Arrowhead Stadium.

Kicker Matt Prater became only the third Bronco in club history to post two field goals of at least 50 yards in the same game, and the second-year player finished the contest accounting for 13 of Denver's 19 points (4-of-5 FGs, 1-of-1 PAT). Prater's 56-yarder tied for the third-longest field goal by a Bronco in franchise history and was the club's longest field goal in 10 seasons.

Denver quarterback Jay Cutler recorded his fifth-career 300-yard passing game, completing 29-of-49 passes for a career-high 361 yards with one touchdown. He connected with wide receiver Eddie Royal nine times for 104 yards (11.6 avg.), helping the rookie post his second career 100-yard receiving game.

Broncos wide receiver Brandon Marshall accounted for Denver's lone touchdown on a 16-yard pass from Cutler in the second quarter. That score extended Marshall's streak with a touchdown reception to a personal-best four games, marking the longest such streak by a Bronco since 1995 (Anthony Miller, 6 games).

Chiefs running back Larry Johnson's 65-yard run on the second play from scrimmage set up a Nick Novak field goal that gave Kansas City an early 3-0 lead. Following a Denver fumble, Novak connected on his second field goal, from 21 yards, to extend Kansas City's lead to 6-0 with 4:38 remaining in the first quarter.

A 40-yard reception by running back Michael Pittman set up Marshall's touchdown with 8:53 left in the first half that gave Denver a 7-6 advantage. The Chiefs regained their lead later in the quarter, capitalizing on another Broncos fumble with a 1-yard touchdown run by Johnson with 2:43 left in the first half.

With 11 seconds left in the first half, Prater made his 56-yarder that sent Denver into the locker room trailing 13-10.

Both clubs swapped field goals in the third quarter with Prater making a 51-yarder and Novak connecting from 43 yards out. Early in the fourth quarter, Chiefs quarterback Damon Huard found tight end Tony Gonzalez for a 10-yard touchdown to extend Kansas City's lead to 23-13 with 12:40 left in regulation.

Denver cut its deficit to one possession, 23-16, on Prater's 22-yard field goal with 7:58 to play, but the Chiefs answered with another field goal on their next drive. The Broncos again settled for a Prater field goal with 2:06 remaining to make the score 26-19, but a failed onside kick attempt sealed the win for Kansas City.

The Chiefs added a 16-yard touchdown run by Johnson with 1:37 left to play en route to snapping Denver's four-game winning streak that dated back to last season.

OFFICIALS:

Referee — Mike Carey (94); **Umpire** — Dan Ferrell (64); **Head Linesman** — Dana McKenzie (8); **Line Judge** — Tom Barnes (55); **Side Judge** — Laird Hayes (125); **Field Judge** — Buddy Horton (82); **Back Judge** — Don Carey (126); **Replay** — Alexander/Moore.

VISITOR	1	2	3	4	OT	TOTAL	FIELD GOALS (made /) missed)	
Denver Broncos	0	10	3	6	—	19	M. Prater	28WR (56) (51) (22) (33)
HOME	6	7	3	17	—	33	N. Novak	(23) (21) 48WR (43) (33)

Team	Qtr	Clock Time	PLAY DESCRIPTION (Extra Point) (Drive Info)	SCORE	
				Visitor	Home
CHIEFS	1	9:05	N. Novak 23 yd. Field Goal (9-84, 5:55)	0	3
CHIEFS	1	4:38	N. Novak 28 yd. Field Goal (7-23, 3:46)	0	6
BRONCOS	2	8:53	B. Marshall 16 yd. pass from J. Cutler (M. Prater kick) (8-62, 3:47)	7	6
CHIEFS	2	2:43	L. Johnson 1 yd. run (N. Novak kick) (2-2, 0:43)	7	13
BRONCOS	2	0:11	M. Prater 56 yd. Field Goal (4-4, 0:24)	10	13
BRONCOS	3	12:13	M. Prater 51 yd. Field Goal (7-32, 2:47)	13	13
CHIEFS	3	8:43	N. Novak 43 yd. Field Goal (7-38, 3:30)	13	16
CHIEFS	4	12:40	T. Gonzalez 10 yd. pass from D. Huard (N. Novak kick) (10-73, 5:46)	13	23
BRONCOS	4	7:58	M. Prater 22 yd. Field Goal (15-75, 4:42)	16	23
CHIEFS	4	3:49	N. Novak 33 yd. Field Goal (7-34, 4:09)	16	26
BRONCOS	4	2:06	M. Prater 33 yd. Field Goal (8-39, 1:43)	19	26
CHIEFS	4	1:37	L. Johnson 16 yd. run (N. Novak kick) (3-43, 0:29)	19	33

DENVER BRONCOS

OFFENSE		DEFENSE	
WR 15	B. Marshall	LE 60	J. Engelberger
LT 78	R. Clady	LT 90	K. Peterson
LG 50	B. Hamilton	RT 79	M. Thomas
C 62	C. Wiegmann	RE 92	E. Dumervil
RG 73	C. Kuper	WLB 55	D. Williams
RT 74	R. Harris	MLB 58	N. Webster
TE 89	D. Graham	SLB 97	B. Bailey
TE 88	T. Scheffler	LCB 24	C. Bailey
WR 19	E. Royal	RCB 32	D. Bly
QB 6	J. Cutler	SS 33	M. Manuel
RB 35	S. Young	FS 20	M. McCree

BRONCOS SUBSTITUTIONS: P 1 B. Kern, K 5 M. Prater, WR 10 C. Russell, WR 14 B. Stokley, FB 22 P. Hillis, RB 23 A. Hall, CB 26 J. Williams, RB 28 M. Pittman, S 37 C. Lowry, CB 41 K. Paymah, LB 46 S. Larsen, LB 51 J. Winborn, LB 53 N. Koutouvides, LB 59 W. Woodyard, C 67 K. Lichtensteiger, T 76 T. Polumbus, TE 81 N. Jackson, TE/LS 83 M. Leach, DE 91 E. Ekuban, DT 93 N. Clemons, DE 94 J. Moss, DE 96 T. Crowder. **DID NOT PLAY:** QB 11 P. Ramsey. **INACTIVE:** S 39 V. Fox, RB 42 R. Torain, LB 52 L. Green, DT 63 D. Robertson, T 64 E. Pears, G 77 D. Gandy, WR 82 D. Jackson, DT 95 J. Shaw.

KANSAS CITY CHIEFS

OFFENSE		DEFENSE	
WR 82	D. Bowe	LDE 90	T. McBride
LT 76	B. Albert	RT 93	T. Tyler
LG 54	B. Waters	RT 72	G. Dorsey
C 64	R. Niswanger	RDE 91	T. Hali
RG 73	A. Jones	LOLB 53	D. Williams
RT 77	D. McIntosh	MLB 55	P. Thomas
TE 88	T. Gonzalez	ROLB 56	D. Johnson
TE 87	B. Cottam	LCB 39	B. Carr
WR 81	D. Darling	RCB 24	B. Flowers
QB 11	D. Huard	SS 49	B. Pollard
RB 27	L. Johnson	FS 44	J. Page

CHIEFS SUBSTITUTIONS: P 2 D. Colquitt, K 9 N. Novak, RB 21 K. Smith, CB 22 D. Patterson, RB 25 J. Charles, RB 29 D. Savage, CB 31 M. Leggett, S 38 D. Morgan, FB 42 M. Cox, S 47 J. McGraw, LS 51 J. Darche, LB 52 E. Walden, LB 57 W. Dacus, DE 70 A. Boone, C 74 W. Smith, OT 75 H. Taylor, WR 80 J. Webb, TE 84 J. Foschi, WR 85 W. Franklin, DT 95 R. Edwards, DE 97 B. Johnston, DT 99 T. Jackson. **DID NOT PLAY:** QB 4 T. Thigpen. **INACTIVE:** QB 12 B. Croyle, 3QB 15 I. Martin, CB 23 P. Surtain, KR 30 B. Sams, LB 50 N. Harris, LB 59 D. Edwards, OG 60 B. De La Fuente, T 67 B. Richardson.

FINAL INDIVIDUAL STATISTICS

Denver Broncos											Kansas City Chiefs												
RUSHING		ATT	YDS	AVG	LG	TD					RUSHING		ATT	YDS	AVG	LG	TD						
S. Young		11	49	4.5	18	0					L. Johnson		28	198	7.1	65	2						
M. Pittman		4	36	9.0	18	0					K. Smith		2	9	4.5	6	0						
A. Hall		4	14	3.5	7	0					J. Charles		2	7	3.5	7	0						
J. Cutler		2	6	3.0	6	0					D. Huard		1	-1	-1.0	-1	0						
B. Marshall		1	-11	-11.0	-11	0					TOTAL		33	213	6.5	65	2						
TOTAL		22	94	4.3	18	0					TOTAL		33	213	6.5	65	2						
PASSING		ATT	CMP	YDS	TKD/YD	TD	LG	IN	Rtg.					PASSING		ATT	CMP	YDS	TKD/YD	TD	LG	IN	Rtg.
J. Cutler		49	29	361	1/9	1	40	2	71.9					D. Huard		28	21	160	1/3	1	23	0	100.3
TOTAL		49	29	361	1/9	1	40	2	71.9					TOTAL		28	21	160	1/3	1	23	0	100.3
PASS RECEIVING		NO	YDS	AVG	LG	TD					PASS RECEIVING		NO	YDS	AVG	LG	TD						
E. Royal		9	104	11.6	28	0					D. Bowe		7	85	12.1	17	0						
B. Stokley		7	80	11.4	32	0					L. Johnson		5	0	0.0	5	0						
B. Marshall		7	77	11.0	21	1					T. Gonzalez		3	47	15.7	23	1						
D. Graham		3	29	9.7	21	0					M. Cox		2	4	2.0	3	0						
M. Pittman		2	45	22.5	40	0					J. Charles		2	1	0.5	1	0						
T. Scheffler		1	26	26.0	26	0					J. Webb		1	15	15.0	15	0						
TOTAL		29	361	12.4	40	1					TOTAL		21	160	7.6	23	1						
INTERCEPTIONS		NO	YDS	AVG	LG	TD					INTERCEPTIONS		NO	YDS	AVG	LG	TD						
TOTAL		0	0	0.0	—	0					B. Carr		1	32	32.0	32	0						
											D. Johnson		1	7	7.0	7	0						
											TOTAL		2	39	19.5	32	0						
PUNTING		NO	YDS	AVG	NET	TB	IN20	LG					PUNTING		NO	YDS	AVG	NET	TB	IN20	LG		
B. Kern		2	77	38.5	38.0	0	0	51					D. Colquitt		3	133	44.3	32.3	0	2	54		
TOTAL		2	77	38.5	38.0	0	0	51					TOTAL		3	133	44.3	32.3	0	2	54		
PUNT RETURNS		NO	YDS	AVG	FC	LG	TD					PUNT RETURNS		NO	YDS	AVG	FC	LG	TD				
E. Royal		1	36	36.0	1	36	0					D. Savage		1	1	1.0	0	1	0				
[OUT OF BOUNDS]		1	0	0.0	0	—	0					[OUT OF BOUNDS]		1	0	0.0	0	—	0				
RETURNS		1	36	36.0	1	36	0					RETURNS		1	1	1.0	0	1	0				
KICKOFF RETURNS		NO	YDS	AVG	FC	LG	TD					KICKOFF RETURNS		NO	YDS	AVG	FC	LG	TD				
A. Hall		4	91	22.8	0	27	0					D. Savage		2	70	35.0	0	51	0				
S. Young		2	45	22.5	0	31	0					J. Charles		2	58	29.0	0	35	0				
C. Russell		2	44	22.0	0	25	0					M. Cox		1	8	8.0	0	8	0				
RETURNS		8	180	22.5	0	31	0					RETURNS		5	136	27.2	0	51	0				
Denver Broncos		Own	Opp.	Out					Kansas City Chiefs		Own	Opp.	Out										
FUMBLES		Fum	Lost	Rec.	Yds	TD	FF	Rec.	Yds	TD	Bnds	FUMBLES		Fum	Lost	Rec.	Yds	TD	FF	Rec.	Yds	TD	Bnds
B. Marshall		1	1	0	0	0	0	0	0	0	0	L. Johnson		1	1	0	0	0	0	0	0	0	0
E. Royal		1	1	0	0	0	0	0	0	0	0	D. Johnson		0	0	0	0	0	0	0	0	0	0
J. Cutler		1	0	0	-6	0	0	0	0	0	1	T. McBride		0	0	0	0	0	1	0	0	0	0
C. Bailey		0	0	0	0	0	1	0	0	0	0	B. Carr		0	0	0	0	0	0	1	17	0	0
B. Bailey		0	0	0	0	0	1	0	0	0	0	B. Flowers		0	0	0	0	0	0	1	37	0	0
TOTAL		3	2	0	-6	0	1	1	0	0	1	TOTAL		1	1	0	0	2	2	54	0	0	

FINAL TEAM STATISTICS

BRONCOS		CHIEFS		BRONCOS		CHIEFS	
TOTAL FIRST DOWNS		22	17	FGs - PATs Had Blocked		0-0	0-0
By Rushing		5	8	Net Punting Average		38.0	32.3
By Passing		17	9	TOTAL RETURN YARDAGE (Not Including Kickoffs)		36	40
By Penalty		0	0	No. and Yards Punt Returns		1-36	1-1
THIRD DOWN EFFICIENCY		6-14-43%	5-13-28%	No. and Yards Kickoff Returns		8-180	5-136
FOURTH DOWN EFFICIENCY		0-0-0%	0-0-0%	No. and Yards Interception Returns		0-0	2-39
TOTAL NET YARDS		446	370	PENALTIES Number and Yards		3-22	5-45
Total Offensive Plays (inc. times thrown passing)		72	62	FUMBLES Number and Lost		3-2	1-1
Average gain per offensive play		6.2	6.0	TOUCHDOWNS		1	3
NET YARDS RUSHING		94	213	Rushing		0	2
Total Rushing Plays		22	33	Passing		1	1
Average gain per rushing play		4.3	6.5	EXTRA POINTS Made-Attempts		1-1	3-3
Tackles for a loss-number and yards		1-11	2-3	Kicking Made-Attempts		1-1	3-3
NET YARDS PASSING		352	157	FIELD GOALS Made-Attempts		4-5	4-5
Times thrown - yards lost attempting to pass		1-9	1-3	RED ZONE EFFICIENCY		1-4-25%	3-6-50%
Gross yards passing		361	160	GOAL TO GO EFFICIENCY		0-1-0%	2-3-67%
PASS ATTEMPTS-COMPLETIONS-HAD INTERCEPTED		49-29-2	28-21-0	SAFETIES		0	0
Avg gain per pass play (inc. # thrown passing)		7.0	5.4	FINAL SCORE		19	33
KICKOFFS Number-In End Zone-Touchbacks		6-3-0	8-6-0	TIME OF POSSESSION		26:37	33:23
PUNTS Number and Average							

5  **Denver 16, Tampa Bay 13**
Sunday, Oct. 5, 2008 • 2:05 p.m. MDT • INVESCO Field at Mile High • Denver
WEATHER: Partly Sunny, 70°, Wind NE 9 mph • **TIME:** 2:53 • **ATTENDANCE:** 75,480

Head Coach Mike Shanahan became the 17th coach in NFL history to reach 150 career victories as the Denver Broncos defeated the Tampa Bay Buccaneers 16-13 on Sunday in front of 75,480 fans at INVESCO Field at Mile High. The victory marked the Broncos' sixth consecutive home win.

The Broncos' defense allowed season lows in points (13) and yards per play (5.0) while tying for its season low in total yards allowed (307). Denver held Tampa Bay to just 54 passing yards in the first half and finished the game with a season-high three sacks along with one interception.

Broncos kicker Matt Prater made all three field goal attempts, including a 55-yarder that tied for the fifth-longest kick in club history. He improved to 4-of-4 on 50-yard attempts for the year.

Jay Cutler completed 23-of-34 passes for 227 yards with one touchdown and no interceptions (96.1 rtg.). He became the eighth player in Broncos history to reach 6,000 career passing yards.

Tampa Bay scored the game's opening points on kicker Matt Bryant's 33-yard field goal with 4:28 left in the first quarter. Two possessions later, the Broncos answered with Prater's 55-yarder that tied the game early in the second quarter.

Prater's second field goal of the day, from 40 yards, gave Denver a 6-3 lead with 2:21 left in the first half. Bryant answered the score with a 31-yard field goal to tie the game at halftime.

In the third quarter, the Broncos took advantage of a short field due to a 20-yard punt return by rookie wide receiver Eddie Royal. Cutler found wide receiver Brandon Stokley for a 10-yard score that capped off a 5-play, 47-yard drive and gave Denver a 13-6 advantage at the 5:41 mark of the third quarter.

Prater's 27-yard field goal extended Denver's lead to 10 points, 16-6, with 12:24 left in the game.

With Buccaneers starting quarterback Brian Griese forced out due to an injury, Jeff Garcia led Tampa Bay 90 yards on 13 plays to set up a touchdown pass to wide receiver Ike Hilliard. The score trimmed Denver's lead to 16-13 with 2:02 to play.

The Broncos recovered a failed onside kick and picked up two first downs to seal the win.

Denver linebacker D.J. Williams posted a team-high 16 tackles (13 solo) while linebacker Niko Koutouvides recorded two stops on special teams coverage. Broncos defensive tackle Marcus Thomas registered the second interception of his career when he picked off Garcia on an errant throw early in the fourth quarter.

Three different Broncos registered sacks, including defensive end Elvis Dumervil. He notched his first quarterback takedown of the season against a Tampa Bay squad that had not allowed a sack in its previous two contests.

OFFICIALS:

Referee — Walt Anderson (66); **Umpire** — Butch Hannah (40); **Head Linesman** — Phil McKinley (110); **Line Judge** — Byron Boston (18); **Side Judge** — Laird Hayes (125); **Field Judge** — Gary Cavalletto (60); **Back Judge** — Terrence Miles (111); **Replay** — Dale Hamer.

	1	2	3	4	OT	TOTAL	FIELD GOALS (made () missed)	
VISITOR Tampa Bay Buccaneers	3	3	0	7	—	13	M. Bryant	(33) (31)
HOME Denver Broncos	0	6	7	3	—	16	M. Prater	(55) (40) (27)

Team	Qtr	Clock Time	PLAY DESCRIPTION (Extra Point) (Drive Info)	SCORE	
				Visitor	Home
BRONCOS	1	4:28	M. Bryant 33 yd. Field Goal (7-65, 4:01)	3	0
BRONCOS	2	14:56	M. Prater 55 yd. Field Goal (10-40, 4:32)	3	3
BRONCOS	2	2:21	M. Prater 40 yd. Field Goal (9-42, 4:48)	3	6
BRONCOS	2	:00	M. Bryant 31 yd. Field Goal (11-67, 2:21)	6	6
BRONCOS	3	5:41	B. Stokley 10 yd. pass from J. Cutler (M. Prater kick) (5-47, 2:11)	6	13
BRONCOS	4	12:24	M. Prater 27 yd. Field Goal (14-62, 6:17)	6	16
BRONCOS	4	2:02	I. Hilliard 7 yd. pass from J. Garcia (M. Bryant kick) (13-90, 5:22)	13	16

DENVER BRONCOS

OFFENSE		DEFENSE	
WR 15 B. Marshall	LE 60 J. Engelberger	TE 88 T. Scheffler	LT 63 D. Robertson
LT 78 R. Clady	RT 79 M. Thomas	LG 50 B. Hamilton	RE 92 E. Dumervil
C 62 C. Wiegmann	WLB 55 D. Williams	RG 73 C. Kuper	MLB 58 N. Webster
RT 74 R. Harris	SLB 97 B. Bailey	TE 89 D. Graham	LCB 24 C. Bailey
WR 19 E. Royal	RCB 32 D. Bay	QB 6 J. Cutler	SS 33 M. Manuel
RB 35 S. Young	FS 20 M. McCree		

BRONCOS SUBSTITUTIONS: P 1 B. Kern, K 5 M. Prater, WR 14 B. Stokley, WR 17 G. Martinez, RB 23 A. Hall, CB 26 J. Williams, RB 28 M. Pittman, S 37 C. Lowry, S 39 V. Fox, CB 41 K. Paymah, FB 46 S. Larsen, LB 51 J. Winborn, LB 52 L. Green, LB 53 N. Koutouvides, LB 59 W. Woodyard, C 67 K. Lichtensteiger, T 76 T. Polunsky, TE 81 N. Jackson, TE/LS 83 M. Leach, DT 90 K. Peterson, DE 91 E. Ekuban, DT 93 N. Clemons. **DID NOT PLAY:** QB 11 P. Ramsey, **INACTIVE:** FB 22 P. Hillis, RB 42 R. Torain, T 64 E. Pears, G 77 D. Gandy, WR 82 D. Jackson, DE 94 J. Moss, DT 95 J. Shaw, DE 96 T. Crowder.

TAMPA BAY BUCCANEERS

OFFENSE		DEFENSE	
LT 70 D. Penn	LE 93 K. Carter	TE 89 A. Bryant	LT 31 P. Buchanon
LG 78 A. Sears	DT 95 C. Hovan	QB 8 B. Griese	RCB 20 R. Barber
C 52 J. Faine	DT 71 J. Hays	RB 34 E. Graham	SS 23 J. Phillips
RG 75 D. Joseph	RE 90 G. Adams	FB 44 B. Storer	FS 36 T. Jackson
RT 65 J. Trueblood	SLB 59 C. June		
TE 88 J. Gilmore	MLB 51 B. Ruud		
TE 81 A. Smith	WLB 55 D. Brooks		

BUCCANEERS SUBSTITUTIONS: K 3 M. Bryant, QB 7 J. Garcia, P 9 J. Bidwell, WR 10 D. Jackson, WR 19 I. Hilliard, CB 25 A. Talib, S 26 W. Allen, RB 28 W. Dunn, RB 29 M. Bennett, CB 43 E. Mack, LS 48 A. Economos, LB 50 M. McCoy, LB 54 G. Hayes, LB 57 A. Hayward, LB 58 O. Black, C 79 S. Mahan, WR 80 M. Clayton, WR 85 M. Stovall, TE 86 J. Stevens, DE 91 G. White, DE/DT 97 J. Wilkerson, DT 98 R. Sims. **DID NOT PLAY:** OL 76 J. Zuttah, **INACTIVE:** QB 11 J. Johnson, 3QB 12 L. McCown, S 21 S. Piscitelli, FB 35 B. Askw, G/T 69 A. Davis, T 77 J. Lee, WR 84 J. Galloway, DE 96 G. Peterson.

FINAL INDIVIDUAL STATISTICS																					
Tampa Bay Buccaneers							Denver Broncos														
RUSHING	ATT	YDS	AVG	LG	TD		RUSHING	ATT	YDS	AVG	LG	TD									
W. Dunn	11	74	6.7	38	0		M. Pittman	6	39	6.5	16	0									
E. Graham	10	59	5.9	14	0		S. Young	10	38	3.8	8	0									
J. Garcia	1	6	6.0	6	0		J. Cutler	5	16	3.2	12	0									
							A. Hall	5	13	2.6	9	0									
TOTAL	22	139	6.3	38	0		TOTAL	26	106	4.1	16	0									
PASSING	ATT	CMP	YDS	TKD/YD	TD	LG	INT	Rtg.	PASSING	ATT	CMP	YDS	TKD/YD	TD	LG	INT	Rtg.				
B. Griese	19	13	88	3/13	0	17	0	78.4	J. Cutler	34	23	227	0/0	1	33	0	96.1				
J. Garcia	17	13	93	0/0	1	14	1	83.7													
TOTAL	36	26	181	3/13	1	17	1	80.9	TOTAL	34	23	227	0/0	1	33	0	96.1				
PASS RECEIVING	NO	YDS	AVG	LG	TD		PASS RECEIVING	NO	YDS	AVG	LG	TD									
A. Bryant	7	58	8.3	17	0		B. Stokley	6	52	8.7	11	1									
E. Graham	5	21	4.2	5	0		T. Scheffler	4	65	16.3	33	0									
I. Hilliard	4	29	7.3	11	1		B. Marshall	3	25	8.3	13	0									
M. Clayton	3	26	8.7	12	0		E. Royal	3	23	7.7	12	0									
W. Dunn	3	13	4.3	7	0		M. Pittman	2	22	11.0	15	0									
J. Stevens	1	12	12.0	12	0		A. Hall	2	17	8.5	11	0									
A. Smith	1	11	11.0	11	0		G. Martinez	1	12	12.0	12	0									
M. Stovall	1	9	9.0	9	0		D. Graham	1	10	10.0	10	0									
M. Bennett	1	2	2.0	2	0		S. Young	1	1	1.0	1	0									
TOTAL	26	181	7.0	17	1		TOTAL	23	227	9.9	33	1									
INTERCEPTIONS	NO	YDS	AVG	LG	TD		INTERCEPTIONS	NO	YDS	AVG	LG	TD									
	0	0	0.0	—	0		M. Thomas	1	11	11.0	11	0									
TOTAL	0	0	0.0	—	0		TOTAL	1	11	11.0	11	0									
PUNTING	NO	YDS	AVG	NET	TB	IN20	LG	PUNTING	NO	YDS	AVG	NET	TB	IN20	LG						
J. Bidwell	7	349	49.9	44.1	0	3	64	B. Kern	5	248	49.6	45.8	0	2	63						
TOTAL	7	349	49.9	44.1	0	3	64	TOTAL	5	248	49.6	45.8	0	2	63						
PUNT RETURNS	NO	YDS	AVG	FC	LG	TD		PUNT RETURNS	NO	YDS	AVG	FC	LG	TD							
D. Jackson	4	19	4.8	0	12	0		E. Royal	3	31	10.3	0	20	0							
[OUT OF BOUNDS]	1	0	0.0	0	—	0		G. Martinez	2	9	4.5	0	6	0							
								[DOWNED]	2	0	0.0	0	—	0							
RETURNS	4	19	4.8	0	12	0		RETURNS	5	40	8.0	0	20	0							
KICKOFF RETURNS	NO	YDS	AVG	FC	LG	TD		KICKOFF RETURNS	NO	YDS	AVG	FC	LG	TD							
D. Jackson	1	16	16.0	0	16	0		A. Hall	2	47	23.5	0	24	0							
[TOUCHBACK]	4	0	0.0	0	—	0		G. Martinez	1	0	0.0	0	0	0							
RETURNS	1	16	16.0	0	16	0		RETURNS	3	47	15.7	0	24	0							
Tampa Bay Buccaneers Own	Fumbles	Lost	Rec.	Yds	TD	FF	Opp. Rec.	Yds	TD	Bnds	Denver Broncos Own	Fumbles	Lost	Rec.	Yds	TD	FF	Opp. Rec.	Yds	TD	Bnds
W. Dunn	0	0	0	0	0	1	0	0	0	0	M. Thomas	1	1	0	0	0	0	0	0	0	0
A. Sears	0	0	0	0	0	1	0	0	0	0											
TOTAL	0	0	0	0	0	1	0	0	0	0	TOTAL	1	1	0	0	0	0	0	0	0	0

FINAL TEAM STATISTICS													
BUCCANEERS							BRONCOS						
TOTAL FIRST DOWNS	17	17	FGs - PATs Had Blocked	0-0	0-0	Net Punting Average	44.1	45.8					
By Rushing	6	4	TOTAL RETURN YARDAGE (Not Including Kickoffs)	19	51	No. and Yards Punt Returns	4-19	5-40					
By Passing	11	13	No. and Yards Kickoff Returns	1-16	3-47	No. and Yards Interception Returns	0-0	1-11					
By Penalty	0	0	PENALTIES Number and Yards	5-30	6-55	FUMBLES Number and Lost	0-0	1-1					
THIRD DOWN EFFICIENCY	6-15-40%	6-15-40%	TOUCHDOWNS	1	1	Rushing	0	0					
FOURTH DOWN EFFICIENCY	0-0-0%	0-0-0%	Passing	0	0	EXTRA POINTS Made-Attempts	1-1	1-1					
TOTAL NET YARDS	307	333	Kicking Made-Attempts	1-1	1-1	FIELD GOALS Made-Attempts	2-2	3-3					
Total Offensive Plays (inc. times thrown passing)	61	60	RED ZONE EFFICIENCY	1-3-33%	1-2-50%	GOAL TO GO EFFICIENCY	1-1-100%	1-1-100%					
Average gain per offensive play	5.0	5.6	SAFETIES	0	0	FINAL SCORE	13	16					
NET YARDS RUSHING	139	106	TIME OF POSSESSION	30:47	29:13								
Total Rushing Plays	22	26											
Average gain per rushing play	6.3	4.1											
Tackles for a loss-number and yards	1-1	1-1											
NET YARDS PASSING	168	227											
Times thrown - yards lost attempting to pass	3-13	0-0											
Gross yards passing	181	227											
PASS ATTEMPTS-COMPLETIONS-HAD INTERCEPTED	36-26-1	34-23-0											
Avg gain per pass play (inc. # thrown passing)	4.3	6.7											
KICKOFFS Number-In End Zone-Touchbacks	3-2-0	5-4-4											
PUNTS Number and Average	7-49.9	5-49.6											
Had Blocked	0	0											

BRONCOS DEFENSIVE STATISTICS													
(based on coaches' film review)													
PLAYER	UT												

6 Jacksonville 24, Denver 17
 Sunday, Oct. 12, 2008 • 2:05 p.m. MDT • INVESCO Field at Mile High • Denver
 WEATHER: Cloudy, 43°, Wind N 6 mph • TIME: 3:07 • ATTENDANCE: 75,674

The Broncos' NFL-best six-game home winning streak was snapped on Sunday as the Jacksonville Jaguars defeated Denver 24-17 in front of 75,674 fans at INVESCO Field at Mile High.

Three first half Broncos turnovers (2 interceptions, 1 fumble) led to 10 points for Jacksonville, which dropped Denver's record to 4-2 on the season.

Running back Michael Pittman made his first start in a Broncos uniform, finishing the day with 20 rushes for 109 yards (5.5 avg). His rushing output marked the veteran's highest rushing yardage total in a game in three seasons and was the Broncos' first individual 100-yard rushing game of the year.

The Broncos' offensive line did not allow a sack for the fourth time this year. Quarterback Jay Cutler completed 21-of-37 passes for 192 yards with two touchdowns and one interception en route to registering his 12th career contest with multiple scoring tosses.

Cutler completed all seven of his passes on Denver's opening drive for 67 yards, guiding the club 80 yards on 10 plays and finding wide receiver Brandon Stokley for an 11-yard score. The touchdown put the Broncos ahead 7-0 with 9:33 left in the first quarter.

After Jacksonville answered with a field goal late in the first quarter to cut its deficit to 7-3, it appeared the Broncos were going to extend their lead early in the second quarter. They had a first down at the Jaguars' 16-yard line, but a fumble by wide receiver Brandon Marshall on a 9-yard reception was recovered by Jacksonville, which marched 75 yards for a rushing score by running back Maurice Jones-Drew with 2:58 left in the first half.

His score gave the Jaguars a 10-7 lead at halftime. On the first possession of the second half, Jones-Drew scored again on a 46-yard run that put Jacksonville up 17-7 at the 13:47 mark of the third quarter.

The Broncos answered on the ensuing possession with kicker Matt Prater's 39-yard field goal that made it a one-possession game, 17-10.

With 3:48 remaining in the third quarter, the Jaguars tacked on seven more points when quarterback David Garrard found tight end Marcedes Lewis open for a 30-yard touchdown pass.

The Broncos moved back to within one score of the Jaguars on tight end Daniel Graham's 11-yard touchdown catch with 9:19 left in the game that cut the Jaguars' lead to 24-17. Denver forced a three-and-out on Jacksonville's next drive but was unable to gain a first down of its own and was forced to punt with 5:46 to play.

Jacksonville registered four first downs on its ensuing drive to put the game away.

Despite the loss, the Broncos gave up an average of just 2.6 yards per third down attempt and held the Jaguars to 5-of-12 (41.7%) success on third downs.

OFFICIALS:

Referee — William Carollo (63); **Umpire** — Bill Schuster (129); **Head Linesman** — John Schleyer (21); **Line Judge** — Gary Arthur (108); **Side Judge** — James Coleman (95); **Field Judge** — Scott Edwards (3); **Back Judge** — Bob Waggoner (25); **Replay** — Bob Boylston.

	1	2	3	4	OT	TOTAL	FIELD GOALS (made /) missed	
VISITOR Jacksonville Jaguars	3	7	14	0	—	24	J. Scobee	(48)
HOME Denver Broncos	7	0	3	7	—	17	M. Prater	(39)

Team	Qtr	Clock Time	PLAY DESCRIPTION (Extra Point) (Drive Info)	SCORE	
				Visitor	Home
BRONCOS	1	9:33	B. Stokley 11 yd. pass from J. Cutler (M. Prater kick) (10-80, 5:27)	0	7
JAGUARS	1	3:55	J. Scobee 48 yd. Field Goal (6-18, 2:42)	3	7
JAGUARS	2	2:58	M. Jones-Drew 1 yd. run (J. Scobee kick) (12-75, 6:29)	10	7
JAGUARS	3	13:47	M. Jones-Drew 46 yd. run (J. Scobee kick) (3-80, 1:13)	17	7
BRONCOS	3	8:40	M. Prater 39 yd. Field Goal (13-59, 5:07)	17	10
JAGUARS	3	3:48	M. Lewis 30 yd. pass from D. Garrard (J. Scobee kick) (9-79, 4:52)	24	10
BRONCOS	4	9:25	D. Graham 11 yd. pass from J. Cutler (M. Prater kick) (3-37, 0:51)	24	17

DENVER BRONCOS

OFFENSE		DEFENSE	
WR 15	B. Marshall	LE 60	J. Engelberger
TE 81	N. Jackson	LT 63	D. Robertson
LT 78	R. Clady	RT 79	M. Thomas
LG 50	B. Hamilton	RE 92	E. Dumervil
C 62	C. Wiegmann	WLB 55	D. Williams
RG 73	C. Kuper	MLB 58	N. Webster
RT 74	R. Harris	SLB 97	B. Bailey
TE 89	D. Graham	LCB 24	C. Bly
WR 82	D. Jackson	RCB 32	D. Bly
QB 6	J. Cutler	SS 33	M. Manuel
RB 28	M. Pittman	FS 20	M. McCree

BRONCOS SUBSTITUTIONS: P 1 B. Kern, K 5 M. Prater, WR 14 B. Stokley, WR 17 G. Martinez, FB 22 P. Hillis, RB 23 A. Hall, CB 26 J. Williams, S 37 C. Lowry, CB 41 K. Paymah, FB 46 S. Larsen, LB 51 J. Winborn, LB 52 L. Green, LB 53 N. Kouyouvides, LB 59 W. Woodyard, C 67 K. Lichtensteiger, T 76 T. Polumbus, TE/LS 83 M. Leach, TE 85 C. Mustard, DT 90 K. Peterson, DT 93 N. Clemons, DE 94 J. Moss, DE 96 T. Crowder. **DID NOT PLAY:** QB 11 P. Ramsey. **INACTIVE:** WR 19 E. Royal, RB 35 S. Young, S 39 V. Fox, RB 42 R. Torain, T 64 E. Pears, TE 88 T. Scheffler, DE 91 E. Ekuban, DT 95 J. Shaw.

JACKSONVILLE JAGUARS

OFFENSE		DEFENSE	
WR 11	R. Williams	DE 95	P. Spicer
LT 69	K. Barnes	DT 98	J. Henderson
LG 77	U. Nwaneri	DT 96	T. McDaniel
C 62	D. Norman	DE 91	D. Harvey
RG 78	T. Reyes	OLB 52	D. Smith
RT 79	T. Pashos	MLB 54	M. Peterson
TE 89	M. Lewis	OLB 56	J. Durant
WR 18	M. Jones	LCB 29	B. Williams
QB 9	D. Garrard	RCB 27	R. Mathis
FB 33	G. Jones	S 20	P. Prioleau
RB 28	F. Taylor	S 43	G. Sensabaugh

JAGUARS SUBSTITUTIONS: P 3 A. Podlesh, PK 10 J. Scobee, CB 21 D. Florence, CB 22 W. James, FB 24 M. Owens, CB 26 O. Lowe, RB/KR 32 M. Jones-Drew, CB 36 I. Gardner, LB 51 C. Ingram, LB 59 B. Iwuh, G 64 M. Brown, DT 66 D. Landri, DT 73 J. Kennedy, WR 80 J. Porter, TE 83 G. Estandia, WR 84 T. Williams, TE 85 R. Angulo, WR/KR 86 D. Northcutt, LS 88 J. Zelenka, DE 93 Q. Groves, DE 97 R. Hayward. **DID NOT PLAY:** QB 17 C. Lemon, OT 72 C. Spencer. **INACTIVE:** S 25 R. Nelson, RB 34 C. Washington, CB 38 B. Witherspoon, LB 53 Th. Williams, C 63 B. Meester, G 65 C. Naeole, WR 81 M. Walker, DT/DE 92 R. Meier.

FINAL INDIVIDUAL STATISTICS

Jacksonville Jaguars											Denver Broncos										
RUSHING		ATT	YDS	AVG	LG	TD	RUSHING		ATT	YDS	AVG	LG	TD								
M. Jones-Drew	22	125	5.7	46	2	M. Pittman		20	109	5.5	20	0									
G. Jones	1	13	13.0	13	0	J. Cutler		3	22	7.3	12	0									
F. Taylor	3	10	3.3	6	0																
D. Garrard	8	7	0.9	4	0																
TOTAL	34	155	4.6	46	2	TOTAL	23	131	5.7	20	0	0									
PASSING		ATT	CMP	YDS	TKD/YD	TD	LG	IN	Rtg.	PASSING		ATT	CMP	YDS	TKD/YD	TD	LG	IN	Rtg.		
D. Garrard	34	25	276	2/15	1	30	0	107.0	J. Cutler		37	21	192	0/0	2	21	1	77.8			
TOTAL	34	25	276	2/15	1	30	0	107.0	TOTAL	37	21	192	0/0	2	21	1	77.8				
PASS RECEIVING		NO	YDS	AVG	LG	TD	PASS RECEIVING		NO	YDS	AVG	LG	TD								
M. Jones	7	69	9.9	14	0	B. Marshall		9	98	10.9	21	0									
R. Williams	4	21	5.3	8	0	B. Stokley		3	29	9.7	14	1									
M. Lewis	3	64	21.3	30	1	D. Jackson		3	18	6.0	11	0									
D. Northcutt	3	42	14.0	20	0	M. Pittman		3	16	5.3	9	0									
G. Jones	3	21	7.0	11	0	G. Martinez		2	20	10.0	11	0									
G. Estandia	2	26	13.0	19	0	D. Graham		1	11	11.0	11	1									
M. Jones-Drew	2	23	11.5	12	0																
F. Taylor	1	10	10.0	10	0																
TOTAL	25	276	11.0	30	1	TOTAL	21	192	9.1	21	2										
INTERCEPTIONS		NO	YDS	AVG	LG	TD	INTERCEPTIONS		NO	YDS	AVG	LG	TD								
G. Sensabaugh	1	0	0.0	0	0																
TOTAL	1	0	0.0	0	0	TOTAL	0	0	0.0	—	0										
PUNTING		NO	YDS	AVG	NET	TB	IN20	LG	PUNTING		NO	YDS	AVG	NET	TB	IN20	LG				
A. Podlesh	4	160	40.0	28.3	0	0	46	46	B. Kern		4	192	48.0	39.5	1	0	52				
TOTAL	4	160	40.0	28.3	0	0	46	46	TOTAL	4	192	48.0	39.5	1	0	52					
PUNT RETURNS		NO	YDS	AVG	FC	LG	TD	PUNT RETURNS		NO	YDS	AVG	FC	LG	TD						
D. Northcutt	3	14	4.7	0	9	0	G. Martinez		3	47	15.7	0	27	0							
[TOUCHBACK]	1	0	0.0	0	—	0	[OUT OF BOUNDS]		1	0	0.0	0	—	0							
RETURNS	3	14	4.7	0	9	0	RETURNS	3	47	15.7	0	27	0								
KICKOFF RETURNS		NO	YDS	AVG	FC	LG	TD	KICKOFF RETURNS		NO	YDS	AVG	FC	LG	TD						
T. Williamson	2	48	24.0	0	26	0	A. Hall		2	50	25.0	0	26	0							
M. Jones-Drew	1	18	18.0	0	18	0	[TOUCHBACK]		3	0	0.0	0	—	0							
[TOUCHBACK]	1	0	0.0	0	—	0	RETURNS		2	50	25.0	0	26	0							
RETURNS	3	66	22.0	0	26	0	RETURNS	2	50	25.0	0	26	0								
Jacksonville Jaguars Own		Fum	Lost	Rec.	Yds	TD	FF	Rec.	Yds	TD	Bnds	Denver Broncos Own		Fum	Lost	Rec.	Yds	TD	Bnds		
G. Estandia	1	0	0	0	0	0	0	0	0	0	1	J. Cutler		1	1	0	0	0	0		
D. Garrard	1	1	0	0	0	0	0	0	0	0	0	B. Marshall		1	1	0	0	0	0		
F. Taylor	1	1	0	0	0	0	0	0	0	0	0	B. Bailey		0	0	0	0	0	0		
D. Florence	0	0	0	0	1	1	18	0	0	0	0	K. Peterson		0	0	0	0	0	0		
OTHERS	0	0	0	0	1	1	0	0	0	0	0	OTHERS		0	0	0	0	1	2	0	
TOTAL	3	2	0	0	2	18	0	1	0	1	1	TOTAL	2	2	0	0	3	2	0	0	

FINAL TEAM STATISTICS

	JAGUARS	BRONCOS	JAGUARS	BRONCOS
TOTAL FIRST DOWNS	26	19	Fgs - PATs Had Blocked	0-0
By Rushing	9	7	Net Punting Average	28.3
By Passing	15	10	TOTAL RETURN YARDAGE (Not Including Kickoffs)	14
By Penalty	2	2	No. and Yards Punt Returns	3-14
THIRD DOWN EFFICIENCY	5-12-42%	6-13-46%	No. and Yards Kickoff Returns	3-66
FOURTH DOWN EFFICIENCY	0-0-0%	0-1-0%	No. and Yards Interception Returns	1-0
TOTAL NET YARDS	416	323	PENALTIES Number and Yards	6-45
Total Offensive Plays (inc. times thrown passing)	70	60	FUMBLES Number and Loss	3-2
Average gain per offensive play	5.9	5.4	TOUCHDOWNS	3
NET YARDS RUSHING	155	131	Rushing	2
Total Rushing Plays	34	29	Passing	0
Average gain per rushing play	4.6	5.7	EXTRA POINTS Made-Attempts	3-3
Tackles for a loss-number and yards	1-7	1-2	Kicking Made-Attempts	3-3
NET YARDS PASSING	261	192	FIELD GOALS Made-Attempts	1-1
Times thrown - yards lost attempting to pass	2-15	0-0	RED ZONE EFFICIENCY	1-2-50%
Gross yards passing	276	192	GOAL TO GO EFFICIENCY	1-2-50%
PASS ATTEMPTS-COMPLETIONS-HAD INTERCEPTED	34-25-0	37-21-1	SAFETIES	0
Avg gain per pass play (inc. # thrown passing)	7.3	5.2	FINAL SCORE	24
KICKOFFS Number-In End Zone-Touchbacks	5-4-3	4-3-1	TIME OF POSSESSION	33:35
PUNTS Number and Average	4-40-0	4-48-0		
Had Blocked	0	0		

BRONCOS DEFENSIVE STATISTICS

(based on coaches' film review)

PLAYER	UT	A	TT	S-YDS	I-YDS	PD	FF	FR	PLAYER	UT	A	TT	S-YDS	I-YDS	PD	FF	FR
D. Williams	8	3	11	0-0	0-0	0	0	1	K. Peterson	3	1	4	1-7	0-0	0	1	0
M. Manuel	8	2	10	0-0	0-0	0	0	0	N. Clemons	1	2	3	0-0	0-0	0	0	0
N. Webster	8	2	10	1-8	0-0	1	1	0	D. Robertson	1	2	3	0-0	0-0	0	0	0
C. Bailey	8	0	8	0-0	0-0	0	0	0	J. Winborn	1	2	3	0-0	0-0	0	0	0
M. McCree	6	2	8	0-0	0-0	1	0	0	D. Bly	2	0	2	0-0				

7  **New England 41, Denver 7**
Monday, Oct. 20, 2008 • 8:40 p.m. EDT • Gillette Stadium • Foxborough, Mass.
WEATHER: Clear and Cool, 40°, Wind Calm • **TIME:** 3:00 • **ATTENDANCE:** 68,756

Turnovers plagued the Broncos for the second consecutive week as Denver fell to the New England Patriots 41-7 on *Monday Night Football* in front of 68,756 fans at Gillette Stadium.

The Broncos turned the ball over five times (3 fumbles, 2 interceptions) with those giveaways accounting for 20 points by New England. Several Broncos starters, including quarterback Jay Cutler, cornerback Champ Bailey and linebacker Boss Bailey, sustained injuries during the contest.

Cutler injured his right index finger on the first play of the game but managed to only miss one series. He completed 17-of-26 passes for 168 yards with one touchdown and two interceptions.

The Broncos' defense recorded a season-high six sacks, including two from defensive end Elvis Dumervil. Rookie wide receiver Eddie Royal posted his third nine-catch game (9-71) of the season while linebacker D.J. Williams led the Broncos in tackles for the third consecutive game with 15 stops (13 solo).

After taking the game's opening kickoff, Denver's first drive looked promising but ended with a fumble on New England's 37-yard line. From that point on, the Patriots controlled the contest, scoring the game's first 34 points.

New England capitalized on fumbles by the Broncos on their first two drives by making a pair of field goals that gave the club a 6-0 lead with 2:06 remaining in the first quarter.

With 7:34 left in the second quarter, Patriots running back Sammy Morris scored on a 4-yard touchdown run that extended their lead to 13-0.

New England took advantage of a Cutler interception later in the first half by driving 84 yards on nine plays in their ensuing possession to set up quarterback Matt Cassel's 13-yard touchdown pass to wide receiver Randy Moss. The score sent the Patriots into half-time with a 20-0 lead.

Another Moss touchdown catch, from 27 yards out on a bubble screen, extended New England's advantage to 27-0 with 7:32 left in the third quarter. Cassel threw his third touchdown pass on New England's next drive, finding wide receiver Wes Welker for a 6-yard score to put the Patriots ahead 34 points.

Early in the fourth quarter, the Broncos extended their scoring streak to 252 games (fourth longest in NFL history) on tight end Daniel Graham's 10-yard touchdown grab with 13:21 to play. The score capped off a 9-play, 72-yard drive.

With 3:09 left, the Patriots scored their final points of the night on a 1-yard touchdown run by running back BenJarvus Green-Ellis.

New England finished the game with 257 yards on 38 carries (6.8 avg.). The Patriots also scored touchdowns on 4-of-5 trips inside the red zone and did not commit a turnover.

OFFICIALS:

Referee — Alberto Riveron (57); **Umpire** — Roy Ellison (81); **Head Linesman** — Ed Camp (134); **Line Judge** — Ron Phares (10); **Side Judge** — Joe Larrew (73); **Field Judge** — Steve Zimmer (33); **Back Judge** — Lee Dyer (27); **Replay** — Bob McGrath.

	1	2	3	4	OT	TOTAL	FIELD GOALS (made () missed)
VISITOR Denver Broncos	0	0	0	7	—	7	M. Prater
HOME New England Patriots	6	14	14	7	—	41	S. Gostkowski (31) (40)

Team	Qtr	Clock Time	PLAY DESCRIPTION (Extra Point) (Drive Info)	SCORE	
				Visitor	Home
PATRIOTS	1	5:08	S. Gostkowski 31 yd. Field Goal (8-55, 3:45)	0	3
PATRIOTS	1	2:06	S. Gostkowski 40 yd. Field Goal (4-1, 0:49)	0	6
PATRIOTS	2	7:34	S. Morris 4 yd. run (S. Gostkowski kick) (6-56, 2:35)	0	13
PATRIOTS	2	0:44	R. Moss 13 yd. pass from M. Cassel (S. Gostkowski kick) (9-84, 4:26)	0	20
PATRIOTS	3	7:32	R. Moss 27 yd. pass from M. Cassel (S. Gostkowski kick) (3-28, 1:15)	0	27
PATRIOTS	3	2:21	W. Welker 6 yd. pass from M. Cassel (S. Gostkowski kick) (8-80, 3:38)	0	34
BRONCOS	4	13:21	D. Graham 10 yd. pass from J. Cutler (M. Prater Kick) (9-72, 4:00)	7	34
PATRIOTS	4	3:09	B. Green-Ellis 1 yd. run (S. Gostkowski kick) (7-52, 3:13)	7	41

DENVER BRONCOS

OFFENSE		DEFENSE	
WR 15	B. Marshall	LE 91	E. Ekuban
LT 78	R. Clady	NT 63	D. Robertson
LG 50	B. Hamilton	RE 79	M. Thomas
C 62	C. Wiegmann	LB 51	J. Winborn
RG 73	C. Kuper	WLB 55	D. Williams
RT 74	R. Harris	MLB 58	N. Webster
TE 89	D. Graham	SLB 97	B. Bailey
WR 19	E. Royal	LCB 24	C. Bailey
QB 6	J. Cutler	RCB 32	D. Bly
RB 28	M. Pittman	SS 33	M. Manuel
TE 81	N. Jackson	FS 37	C. Lowry

BRONCOS SUBSTITUTIONS: P 1 B. Kern, K 5 M. Prater, QB 11 P. Ramsey, S 20 M. McCree, FB 22 P. Hillis, RB 23 A. Hall, CB 26 J. Williams, S 39 V. Fox, CB 41 K. Paymah, FB 46 S. Larsen, LB 52 L. Green, LB 53 N. Koutouvides, LB 59 W. Woodyard, C 67 K. Lichtensteiger, T 76 T. Polumbus, WR 82 D. Jackson, TE/LS 83 M. Leach, TE 85 C. Mustard, DT 90 K. Peterson, DE 92 E. Dumervil, DE 94 J. Moss, DE 96 T. Crowder. **DID NOT PLAY:** WR 17 G. Martinez. **INACTIVE:** WR 14 B. Stokley, RB 35 S. Young, RB 42 R. Torain, DE 60 J. Engelberger, T 64 E. Pears, TE 88 T. Scheffler, DT 93 N. Clemons.

NEW ENGLAND PATRIOTS

OFFENSE		DEFENSE	
WR 83	W. Welker	LE 94	T. Warren
LT 72	M. Light	NT 75	V. Wilfork
LG 70	L. Mankins	RE 93	R. Seymour
C 67	D. Koppen	LB 51	J. Mayo
RG 74	B. Yates	LB 54	T. Bruschi
RT 64	M. LeVoi	OLB 96	A. Thomas
TE 86	D. Thomas	LCB 21	D. O'Neal
WR 81	R. Moss	RCB 27	E. Hobbs
QB 16	M. Cassel	SS 37	R. Harrison
RB 34	S. Morris	FS 36	J. Sanders
FB 44	H. Evans	DB 29	L. Sanders

PATRIOTS SUBSTITUTIONS: K 3 S. Gostkowski, P 6 C. Hanson, WR 10 J. Gaffney, WR 18 M. Slater, CB 24 J. Wilhite, DB 31 B. Meriweather, RB 33 K. Faulk, CB 35 M. Richardson, DB 41 R. Ventrone, RB 42 B. Green-Ellis, LB 50 M. Vrabel, LB 53 L. Izzo, LB 58 P. Woods, LB 59 G. Guyton, OG 61 S. Neal, OT 65 W. Britt, LS 66 L. Paxton, G/C 71 R. Hochstein, TE 84 B. Watson, WR 88 S. Aiken, DL 90 L. Smith, DL 99 M. Wright. **DID NOT PLAY:** QB 5 K. O'Connell. **INACTIVE:** QB 7 M. Gutierrez, WR 15 K. Washington, CB 22 T. Wheatley, RB 32 L. Jordan, LB 52 E. Alexander, OT 77 N. Kaczur, DL 7 J. Green, LB 98 S. Crable.

FINAL INDIVIDUAL STATISTICS

Denver Broncos											New England Patriots										
RUSHING		ATT	YDS	AVG	LG	TD	RUSHING		ATT	YDS	AVG	LG	TD								
M. Pittman	20	88	4.4	13	0	S. Morris	16	138	8.6	34	1										
J. Cutler	3	18	6.0	7	0	B. Green-Ellis	13	65	5.0	15	1										
B. Marshall	1	7	7.0	7	0	K. Faulk	4	50	12.5	16	0										
A. Hall	2	-7	-3.5	0	0	H. Evans	1	3	3.0	3	0										
TOTAL	26	106	4.1	13	0	TOTAL	38	257	6.8	34	2										
PASSING		ATT	CMP	YDS	TKD/YD	TD	LG	IN	Rtg.	PASSING		ATT	CMP	YDS	TKD/YD	TD	LG	IN	Rtg.		
J. Cutler	26	17	168	2/13	1	20	2	64.3		M. Cassel	24	18	185	6/38	3	29	0	136.3			
P. Ramsey	3	2	19	1/5	0	10	0	84.0		TOTAL	24	18	185	6/38	3	29	0	136.3			
TOTAL	29	19	187	3/18	1	20	2	66.3		TOTAL	24	18	185	6/38	3	29	0	136.3			
PASS RECEIVING		NO	YDS	AVG	LG	TD	PASS RECEIVING		NO	YDS	AVG	LG	TD								
E. Royal	9	71	7.9	13	0	W. Welker	6	63	10.5	27	1										
B. Marshall	6	77	12.8	20	0	R. Moss	5	69	13.8	27	2										
D. Graham	2	27	13.5	17	1	B. Watson	3	40	13.3	29	0										
D. Jackson	1	10	10.0	10	0	K. Faulk	3	6	2.0	8	0										
N. Jackson	1	2	2.0	2	0	S. Aiken	1	7	7.0	7	0										
TOTAL	19	187	9.8	20	1	TOTAL	18	185	10.3	29	3										
INTERCEPTIONS		NO	YDS	AVG	LG	TD	INTERCEPTIONS		NO	YDS	AVG	LG	TD								
TOTAL	0	0	0.0	—	0	J. Sanders	1	9	9.0	9	0										
						B. Meriweather	1	0	0.0	0	0										
						TOTAL	2	9	4.5	9	0										
PUNTING		NO	YDS	AVG	NET	TB	IN20	LG	PUNTING		NO	YDS	AVG	NET	TB	IN20	LG				
B. Kern	5	243	48.6	32.0	1	1	62	62	C. Hanson	3	117	39.0	36.3	0	3	55					
TOTAL	5	243	48.6	32.0	1	1	62	62	TOTAL	3	117	39.0	36.3	0	3	55					
PUNT RETURNS		NO	YDS	AVG	FC	LG	TD	PUNT RETURNS		NO	YDS	AVG	FC	LG	TD						
E. Royal	1	8	8.0	2	8	0	W. Welker	3	63	21.0	0	44	0								
							K. Faulk	0	0	0.0	1	—	0								
							[TOUCHBACK]	1	0	0.0	0	—	0								
							RETURNS	3	63	21.0	1	44	0								
RETURNS	1	8	8.0	2	8	0	KICKOFF RETURNS	NO	YDS	AVG	FC	LG	TD								
							A. Hall	7	148	21.1	0	26	0								
							M. Slater	1	28	28.0	0	28	0								
							[TOUCHBACK]	1	0	0.0	0	—	0								
							E. Hobbs	1	18	18.0	0	18	0								
							RETURNS	2	46	23.0	0	28	0								
Denver Broncos		Own	Opp.	Out	New England Patriots		Own	Opp.	Out												
FUMBLES	Fum	Lost	Rec.	Yds	TD	FF	Rec.	Yds	TD	Bnds											
A. Hall	2	2	0	0	0	0	0	0	0	0											
P. Ramsey	1	1	0	0	0	0	0	0	0	0											
TOTAL	3	3	0	0	0	0	0	0	0	0											

FINAL TEAM STATISTICS

BRONCOS				PATRIOTS				BRONCOS				PATRIOTS			
TOTAL FIRST DOWNS		19	25	FGs - PATs Had Blocked		0-0	0-0								
By Rushing		4	15	Net Punting Average		32.0	36.3								
By Passing		12	8	TOTAL RETURN YARDAGE (Not Including Kickoffs)		8	72								
By Penalty		3	2	No. and Yards Punt Returns		1-8	3-63								
THIRD DOWN EFFICIENCY		6-13-46%	5-13-38%	No. and Yards Kickoff Returns		7-148	2-49								
FOURTH DOWN EFFICIENCY		0-0-0%	2-2-100%	No. and Yards Interception Returns		0-0	2-6								
TOTAL NET YARDS		275	404	PENALTIES Number and Yards		8-87	5-65								
Total Offensive Plays (inc. times thrown passing)		58	68	FUMBLES Number and Lost		3-3	0-0								
Average gain per offensive play		4.7	5.9	TOUCHDOWNS		1	5								
NET YARDS RUSHING		106	257	Rushing		0	2								
Total Rushing Plays		26	38	Passing		1	3								
Average gain per rushing play		4.1	6.8	EXTRA POINTS Made-Attempts		1-1	5-5								
Tackles for a loss-number and yards		2-8	2-3	Kicking Made-Attempts		1-1	5-5								
NET YARDS PASSING		169	147	FIELD GOALS Made-Attempts		0-0	2-2								
Times thrown - yards lost attempting to pass		3-18	6-38	RED ZONE EFFICIENCY		1-1-100%	4-5-80%								
Gross yards passing		187	185	GOAL TO GO EFFICIENCY		0-0-0%	1-1-100%								
PASS ATTEMPTS-COMPLETIONS-HAD INTERCEPTED		29-19-2	24-18-0	SAFETIES		0	0								
Avg gain per pass play (inc. # thrown passing)		5.3	4.9	FINAL SCORE		7	41								
KICKOFFS Number-In End Zone-Touchbacks		2-1-0	8-2-1	TIME OF POSSESSION		26:03	33:57								
PUNTS Number and Average		5-48.6	3-39.0												
Had Blocked		0	0												

BRONCOS DEFENSIVE STATISTICS

(based on coaches' film review)

PLAYER	UT	A	TT	S-YDS	I-YDS	PD	FF	FR	PLAYER	UT	A	TT	S-YDS	I-YDS	PD	FF	FR
D. Robertson	13	2	15	0.5-4	0-0	0	0	0	D. Robertson	1	3	4	0.5-3.5	0-0	0	0	0
C. Lowry	9	4	13	0-0	0-0	1	0	0	D. Bly	2	1	3	0-0	0-0	0	0	0
E. Dumervil	5	3	8	2-15	0-0	0	0	0	K. Peterson	2	1	3	0-0	0-0	0	0	0
N. Webster	5	3	8	1-1	0-0	1	0	0	C. Bailey	0	2	2	0-0	0-0	2	0	0
M. Manuel	5	2	7	0-0	0-0	0	0	0	L. Green	1	1	2	0-0	0-0	0	0	0
M. Thomas	5	2	7	0-0	0-0	0	0	0	J. Williams	2	0	2	0-0	0-0	0	0	0
J. Moss	3	3	6	0.5-4	0-0	0											



Miami 26, Denver 17

Sunday, Nov. 2, 2008 • 2:05 p.m. MST • INVESCO Field at Mile High • Denver

WEATHER: Partly Cloudy, 77°, Wind S 11 mph • TIME: 3:04 • ATTENDANCE: 75,499

The Denver Broncos' five-year streak of posting a win after the bye week came to an end on Sunday as they fell to the Miami Dolphins 26-17 in front of 75,499 fans at INVESCO Field at Mile High.

Three Broncos turnovers (all interceptions) led to 13 points by Miami, which held Denver to its second-lowest rushing output (14 yards on 12 carries) in club history.

Denver rookie fullback Peyton Hillis became the fourth running back in club history and the first since Floyd Little in 1974 to post a 100-yard receiving game. He finished the contest with 116 yards on seven catches (16.6 avg.), including one touchdown.

Broncos rookie wide receiver Eddie Royal totaled 249 combined yards, including a 95-yard kickoff return that set up his 2-yard touchdown catch and marked the longest non-scoring kickoff return in club history. He finished the game with seven receptions for 69 yards (9.9 avg.).

Denver kicker Matt Prater improved to 5-of-5 on 50-yard field goal attempts for the year with his 50-yard make. That conversion tied the club's single-season record for 50-yard field goals.

Interceptions on two of Denver's first three drives helped the Dolphins take a 13-0 lead midway through the first quarter. Miami accounted for the game's first two scores on Dan Carpenter field goals before safety Will Allen's 32-yard interception return for a touchdown gave the Dolphins a 13-0 lead at 4:58 of the first quarter.

Royal's 95-yard kickoff return on the ensuing kickoff set up his 2-yard touchdown grab from quarterback Jay Cutler three plays later. That score trimmed Denver's deficit to 13-7 with 3:50 left in the first quarter.

The Dolphins went into halftime ahead 16-7 following Carpenter's 23-yarder with two seconds left in the second quarter.

Prater's 50-yard field goal on Denver's first possession of the second half moved the Broncos to within six points, 16-10, at 8:11 of the third quarter. The scoring drive was sparked by a 23-yard reception by tight end Daniel Graham and covered 66 yards on 12 plays.

After a Miami field goal, Cutler connected with Hillis for a 47-yard reception that set up his 1-yard touchdown catch and brought the Broncos within two, 19-17, with 11:10 to play.

The Dolphins drove 80 yards on 15 plays for a touchdown on the ensuing possession with running back Ronnie Brown finding the end zone on a rush from two yards out. The score increased Miami's lead to 26-17 with 3:08 left in the game and sealed the Dolphins' win.

Second-year Broncos defensive end Jarvis Moss notched a career-high two sacks while defensive end Ebenezer Ekuban had a sack for the third consecutive game. Denver cornerback Kal Paymah recorded a game-high 12 tackles and his third career interception.

OFFICIALS:

Referee — Tony Corrente (99); **Umpire** — Steve Wilson (29); **Head Linesman** — John McGrath (120); **Line Judge** — John Hussey (35); **Side Judge** — Allen Baynes (56); **Field Judge** — Mike Weir (50); **Back Judge** — Scott Helverson (93); **Replay** — Bob Mantoath.

DENVER BRONCOS

OFFENSE		DEFENSE	
WR 15	B. Marshall	LE 91	E. Ekuban
LT 78	R. Clady	LT 63	D. Robertson
LG 50	B. Hamilton	RT 79	M. Thomas
C 62	C. Wiegmann	RE 92	E. Dumervil
RG 73	C. Kuper	WLB 55	D. Williams
RT 74	R. Harris	MLB 58	N. Webster
TE 89	D. Graham	SLB 51	J. Winborn
WR 19	E. Royal	LCB 41	K. Paymah
QB 6	J. Cutler	RCB 32	D. Bly
RB 28	M. Pittman	SS 33	M. Manuel
FB 22	P. Hillis	FS 20	M. McCree

BRONCOS SUBSTITUTIONS: P 1 B. Kern, K 5 M. Prater, WR 14 B. Stokley, RB 23 A. Hall, CB 26 J. Williams, CB 34 J. Bell, S 37 C. Lowry, RB 42 R. Torain, FB 46 S. Larsen, LB 52 L. Green, LB 53 N. Koutouvides, LB 59 W. Woodyard, DE 60 J. Engelberger, C 67 K. Lichtensteiger, T 76 T. Polunbus, TE 81 N. Jackson, WR 82 D. Jackson, TE/LS 83 M. Leach, TE 85 C. Mustard, DT 90 K. Peterson, DT 93 N. Clemons, DE 94 J. Moss. **DID NOT PLAY:** QB 4 D. Hackney. **INACTIVE:** WR 16 C. Jackson, WR 17 G. Martinez, CB 24 C. Bailey, RB 35 S. Young, S 39 V. Fox, TE 88 T. Scheffler, DT 95 J. Shaw, DE 96 T. Crowder.

MIAMI DOLPHINS

OFFENSE		DEFENSE	
WR 19	T. Ginn	LE 70	K. Langford
TE 88	D. Martin	RE 95	J. Ferguson
LT 77	J. Long	RT 91	V. Holliday
LG 65	J. Smiley	SLB 98	M. Roth
C 64	S. Satele	ILB 52	C. Crowder
RG 68	I. Ndukwe	ILB 51	A. Ayodele
RT 72	V. Carey	WLB 55	J. Porter
TE 80	A. Fasano	LCB 25	W. Allen
WR 83	G. Camarillo	RCB 21	A. Goodman
QB 10	C. Pennington	SS 37	Y. Bell
RB 23	R. Brown	FS 24	R. Hill

DOLPHINS SUBSTITUTIONS: P 2 B. Fields, K 5 D. Carpenter, WR 15 D. Bess, WR 17 B. London, S 28 B. Condren, S 29 T. Culver, S 32 J. Allen, CB 33 N. Jones, RB 34 R. Williams, FB 36 L. Polite, RB 38 P. Cobbs, CB 41 J. Thomas, LB 53 R. Torbor, LB 56 C. Anderson, C 57 A. Alleman, G 73 E. Mathis, LB 74 Q. Moses, TE 81 J. Haynos, LS 92 J. Denney, DE 94 R. Starks, NT 96 P. Soliai, DE 97 P. Merling. **DID NOT PLAY:** QB 7 C. Henne. **INACTIVE:** QB 9 J. Beck, WR 18 E. Wilford, FB 30 C. Cramer, G 61 S. Murphy, DE 71 L. Dotson, T 75 N. Garner, WR 82 D. Hagan, DE 90 R. Wright.

		1	2	3	4	OT	TOTAL	FIELD GOALS (made () missed)	
		13	3	0	10	—	26	D. Carpenter (45) (47) (23) (41)	M. Prater (50) 49WL
VISITOR	Miami Dolphins	13	3	0	10	—	26		
HOME	Denver Broncos	7	0	3	7	—	17		
Team	Qtr	Clock Time	PLAY DESCRIPTION (Extra Point) (Drive Info)				SCORE	Visitor Home	
DOLPHINS	1	11:34	D. Carpenter 45 yd. Field Goal (4-7, 2:06)				3	0	
DOLPHINS	1	5:56	D. Carpenter 47 yd. Field Goal (10-59, 4:42)				6	0	
DOLPHINS	1	4:58	W. Allen 32 yd. interception return (D. Carpenter kick)				13	0	
BRONCOS	1	3:50	E. Royal 2 yd. pass from J. Cutler (M. Prater kick) (3-5, 1:08)				13	7	
DOLPHINS	2	0:02	D. Carpenter 23 yd. Field Goal (14-88, 4:52)				16	7	
BRONCOS	3	8:11	M. Prater 50 yd. Field Goal (12-66, 5:40)				16	10	
DOLPHINS	4	11:58	D. Carpenter 41 yd. Field Goal (6-20, 2:54)				19	10	
BRONCOS	4	11:10	P. Hillis 1 yd. pass from J. Cutler (M. Prater kick) (3-80, 0:48)				19	17	
DOLPHINS	4	3:08	R. Brown 2 yd. run (D. Carpenter kick) (15-80, 8:02)				26	17	

FINAL INDIVIDUAL STATISTICS

Miami Dolphins											Denver Broncos												
RUSHING		ATT	YDS	AVG	LG	TD					RUSHING		ATT	YDS	AVG	LG	TD						
R. Brown	20	59	3.0	30	1					A. Hall	1	7	7.0	7	0								
R. Williams	6	16	2.7	4	0					M. Pittman	7	4	0.6	2	0								
L. Polite	1	1	1.0	1	0					J. Cutler	1	2	2.0	2	0								
C. Pennington	2	-1	-0.5	0	0					R. Torain	3	1	0.3	3	0								
TOTAL	29	75	2.6	30	1					TOTAL	12	14	1.2	7	0								
PASSING		ATT	CMP	YDS	TKD/YD	TD	LG	IN	Rtg.					PASSING		ATT	CMP	YDS	TKD/YD	TD	LG	IN	Rtg.
C. Pennington	40	23	281	2/7	0	24	1	68.9					J. Cutler	46	24	307	1/2	2	47	3	60.7		
R. Brown	0	0	0	1/8	0	0	0	0.0					TOTAL	46	24	307	1/2	2	47	3	60.7		
TOTAL	40	23	281	3/15	0	24	1	68.9					TOTAL	46	24	307	1/2	2	47	3	60.7		
PASS RECEIVING		NO	YDS	AVG	LG	TD					PASS RECEIVING		NO	YDS	AVG	LG	TD						
G. Camarillo	11	111	10.1	23	0					P. Hillis	7	116	16.6	47	1								
T. Ginn	3	38	12.7	13	0					E. Royal	7	69	9.9	20	1								
R. Brown	3	30	10.0	18	0					B. Marshall	2	27	13.5	14	0								
A. Fasano	2	37	18.5	24	0					M. Pittman	2	21	10.5	16	0								
D. Bess	2	28	14.0	17	0					B. Stokley	2	18	9.0	11	0								
R. Williams	1	23	23.0	23	0					D. Jackson	1	23	23.0	23	0								
P. Cobbs	1	14	14.0	14	0					D. Graham	1	23	23.0	23	0								
TOTAL	23	281	12.2	24	0					TOTAL	24	307	12.8	47	2								
INTERCEPTIONS		NO	YDS	AVG	LG	TD					INTERCEPTIONS		NO	YDS	AVG	LG	TD						
W. Allen	1	32	32.0	32	1					K. Paymah	1	13	13.0	13	0								
J. Allen	1	2	2.0	2	0					TOTAL	1	13	13.0	13	0								
T. Culver	1	1	1.0	1	0					TOTAL	1	13	13.0	13	0								
TOTAL	3	35	11.7	32	1					TOTAL	1	13	13.0	13	0								
PUNTING		NO	YDS	AVG	NET	TB	IN20	LG					PUNTING		NO	YDS	AVG	NET	TB	IN20	LG		
B. Fields	5	229	45.8	38.6	1	2	71					B. Kern	4	184	46.0	44.8	0	3	61				
TOTAL	5	229	45.8	38.6	1	2	71					TOTAL	4	184	46.0	44.8	0	3	61				
PUNT RETURNS		NO	YDS	AVG	FC	LG	TD					PUNT RETURNS		NO	YDS	AVG	FC	LG	TD				
D. Bess	1	5	5.0	1	5	0					E. Royal	1	16	16.0	1	16	0						
[DOWNED]	1	0	0.0	0	—	0					[OUT OF BOUNDS]	2	0	0.0	0	—	0						
[RETURN OF BOUNDS]	1	0	0.0	0	—	0					[TOUCHBACK]	1	0	0.0	0	—	0						
RETURNS	1	5	5.0	1	5	0					RETURNS	1	16	16.0	1	16	0						
KICKOFF RETURNS		NO	YDS	AVG	FC	LG	TD					KICKOFF RETURNS		NO	YDS	AVG	FC	LG	TD				
T. Ginn	1	41	41.0	0	41	0					E. Royal	4	164	41.0	0	95	0						
[TOUCHBACK]	3	0	0.0	0	—	0					A. Hall	1	18	18.0	0	18	0						
RETURNS	1	41	41.0	0	41	0					RETURNS	5	182	36.4	0	95	0						
Miami Dolphins		Own Fumbles	Lost	Rec.	Yds	TD	FF	Rec.	Yds	TD	Bnds	Denver Broncos		Own Fumbles	Lost	Rec.	Yds	TD	FF	Rec.	Yds	TD	Bnds
TOTAL		0	0	0	0	0	0	0	0	0	0	TOTAL		0	0	0	0	0	0	0	0	0	0

FINAL TEAM STATISTICS

	DOLPHINS	BRONCOS	DOLPHINS	BRONCOS
TOTAL FIRST DOWNS	21	14	0-0	0-0
By Rushing	4	0	38.6	44.8
By Passing	16	13	40	29
By Penalty	1	1	1-5	1-16
THIRD DOWN EFFICIENCY	4-14-29%	6-16-38%	1-41	5-182
FOURTH DOWN EFFICIENCY	1-1-100%	0-1-0%	3-35	1-13
TOTAL NET YARDS	341	319	2-42	10-81
Total Offensive Plays (inc. times thrown passing)	72	59	0-0	0-0
Average gain per offensive play	4.7	5.4	2	2
NET YARDS RUSHING	75	14	1	0
Total Rushing Plays	29	12	1	0
Average gain per rushing play	2.6	1.2	1	0
Tackles for a loss-number and yards	4-7	3-6	2-2	2-2
NET YARDS PASSING	266	305	2-2	2-2
Times thrown - yards lost attempting to pass	3-15	1-2	4-4	1-2
Gross yards passing	281	307	1-2-50%	2-2-100%
PASS ATTEMPTS-COMPLETIONS-HAD INTERCEPTED	40-23-1	46-24-3	1-2-50%	2-2-100%
Avg gain per pass play (inc. # thrown passing)	6.2	6.5	0	17
KICKOFFS Number-In End Zone-Touchbacks	7-6-2	4-4-3	26	0
PUNTS Number and Average	5-45.8	4-46.3	36:32	23:28
Had Blocked	0	0		

BRONCOS DEFENSIVE STATISTICS

(based on coaches' film review)

PLAYER	UT	A	TT	S-YDS	I-YDS	PD	FF	FR	PLAYER	UT	A	TT	S-YDS	I-YDS	PD	FF	FR
K. Paymah	11	1	12	0-0	1-13	2	0	0	N. Clemons	1	3	4	0-0	0-0	0	0	0
J. Winborn	8	3	11	0-0	0-0	2	0	0	E. Dumervil	3	1	4	0-0	0-0			

9  **Denver 34, Cleveland 30**
 Thursday, Nov. 6, 2008 • 8:15 p.m. EST • Cleveland Browns Stadium • Cleveland
WEATHER: Clear/Mild, 56°, Wind N 6 mph • **TIME:** 3:07 • **ATTENDANCE:** 73,141

The Denver Broncos earned their 400th overall victory and snapped their three-game losing streak on Thursday night, rallying from a 13-point deficit in the third quarter to defeat the Browns 34-30 in front of 73,141 fans at Cleveland Browns Stadium.

Quarterback Jay Cutler engineered his fifth-career game-winning or game-saving drive in the fourth quarter or overtime in the win while tying for the third-highest single-game passing yardage total (447) in club history. He finished the game completing 24-of-42 passes for 447 yards with three touchdowns and one interception (107.9 rtg.).

Cutler guided a Denver offense that registered 564 net yards (123 rushing, 441 passing), tying for the second-highest single-game output in club history. Despite being forced to play without their only two tailbacks in the second half due to injuries, the Broncos scored on their first four possessions of the half to erase Cleveland's 23-10 lead.

Broncos wide receiver Eddie Royal had a club single-game rookie record 164 receiving yards (6 catches), including a 93-yard score from Cutler that tied for the fourth-longest catch in franchise history. His effort against the Browns moved him into first place in Broncos history in receiving yards by a rookie (625).

Running back Ryan Torain, who made his first career start and posted 68 yards on 12 carries (5.7 avg.), scored on a 1-yard run to give Denver a 7-0 lead 7:03 into the game. The Browns responded with 17 unanswered points, including two touchdown passes to tight end Kellen Winslow from quarterback Brady Quinn, who became the first quarterback to make his inaugural NFL start against the Broncos since 1989 (Timmy Rosenbach, Phoenix).

Before the first half ended, both clubs exchanged field goals and Denver entered its locker room trailing 20-10.

Cleveland scored on its first possession of the third quarter with kicker Phil Dawson's 33-yard field goal giving it a 23-10 lead at the 10:21 mark. Matt Prater's 30-yard field goal with 5:37 left in the third quarter sent Denver into the final period trailing 23-13.

Pinned at his 7-yard line early in the fourth quarter, Cutler found Royal in one-on-one coverage on the left sideline to set up the rookie wide receiver's 93-yard touchdown reception. After cornerback Karl Paymah recovered a fumble by Winslow three plays later, Cutler found tight end Daniel Graham for a 28-yard score that gave the Broncos a 27-23 lead with 9:50 to play.

Quinn drove the Browns 78 yards on nine plays for a scoring drive that culminated in running back Jamal Lewis' 1-yard touchdown run that gave Cleveland a 30-27 lead with 4:57 remaining.

The Broncos answered the score with Cutler driving them 80 yards on 13 plays for wide receiver Brandon Marshall's game-winning 11-yard touchdown grab with 1:14 to play.

OFFICIALS:

Referee — Bill Leavy (127); **Umpire** — Darrell Jenkins (76); **Head Linesman** — Mark Baltz (26); **Line Judge** — Mark Perlman (9); **Side Judge** — Greg Meyer (78); **Field Judge** — Clete Blakeman (34); **Back Judge** — Keith Ferguson (61); **Replay** — Jim Lapetina.

	1	2	3	4	OT	TOTAL	FIELD GOALS (made /) missed	
VISITOR Denver Broncos	7	3	3	21	—	34	M. Prater	38WR (35) (30)
HOME Cleveland Browns	7	13	3	7	—	30	P. Dawson	(24) (52) (33)

Team	Qtr	Clock Time	PLAY DESCRIPTION (Extra Point) (Drive Info)	SCORE	
				Visitor	Home
BRONCOS	1	7:03	R. Torain 1 yd. run (M. Prater kick) (9-86, 4:48)	7	0
BROWNS	1	3:38	K. Winslow 5 yd. pass from B. Quinn (P. Dawson kick) (6-59, 3:25)	7	7
BROWNS	2	12:45	P. Dawson 24 yd. Field Goal (11-72, 3:30)	7	10
BROWNS	2	10:29	K. Winslow 16 yd. pass from B. Quinn (P. Dawson kick) (3-20, 1:24)	7	17
BRONCOS	2	5:48	M. Prater 35 yd. Field Goal (10-60, 4:41)	10	17
BROWNS	2	1:09	P. Dawson 52 yd. Field Goal (8-45, 4:39)	10	20
BROWNS	3	10:21	P. Dawson 33 yd. Field Goal (10-64, 4:39)	10	23
BRONCOS	3	5:37	M. Prater 30 yd. Field Goal (10-60, 4:44)	13	23
BRONCOS	4	13:30	E. Royal 93 yd. pass from J. Cutler (M. Prater kick) (1-93, 0:13)	20	23
BRONCOS	4	9:50	D. Graham 28 yd. pass from J. Cutler (M. Prater kick) (8-62, 2:51)	27	23
BROWNS	4	4:57	J. Lewis 1 yd. run (P. Dawson kick) (9-78, 4:53)	27	30
BRONCOS	4	1:14	B. Marshall 11 yd. pass from J. Cutler (M. Prater kick) (13-80, 3:43)	34	30

DENVER BRONCOS

OFFENSE		DEFENSE	
WR 15 B. Marshall	LE 91 E. Ekuban	LT 78 R. Clady	LT 63 D. Robertson
LG 50 B. Hamilton	RT 79 M. Thomas	C 62 C. Wiegmann	RE 92 E. Dumervil
RG 73 C. Kuper	WLB 59 W. Woodyard	TE 89 D. Graham	SLB 51 J. Winborn
WR 19 E. Royal	LCB 41 K. Paymah	QB 6 J. Cutler	RCB 32 D. Bly
TE 88 T. Scheffler	SS 33 M. Manuel	RB 42 R. Torain	FS 37 C. Lowry

BRONCOS SUBSTITUTIONS: P 1 B. Kern, K 5 M. Prater, WR 14 B. Stokley, FB 22 P. Hillis, CB 26 J. Williams, CB 34 J. Bell, RB 35 S. Young, S 39 V. Fox, S 43 R. Rogers, FB 46 S. Larsen, LB 52 L. Green, LB 53 N. Koutouvides, LB 57 M. Haggan, DE 60 J. Engelberger, C 67 K. Lichtensteiger, T 76 T. Polumbus, TE 81 N. Jackson, WR 82 D. Jackson, TE/LS 83 M. Leach, DT 90 K. Peterson, DT 93 N. Clemons, DE 94 J. Moss. **DID NOT PLAY:** QB 4 D. Hackney, **INACTIVE:** WR 16 C. Jackson, WR 17 G. Martinez, S 20 M. McCree, CB 24 C. Bailey, RB 31 P. Pope, LB 55 D. Williams, DT 95 J. Shaw, DE 96 T. Crowder.


CLEVELAND BROWNS

OFFENSE		DEFENSE	
WR 18 D. Stallworth	LE 99 C. Williams	LT 73 J. Thomas	NT 92 S. Rogers
LG 68 S. McKinney	RE 91 S. Smith	C 66 H. Fraley	LOLB 55 W. McGinest
RG 70 R. Hadnot	MLB 54 A. Davis	RT 77 K. Shaffer	WLB 52 D. Jackson
TE 80 K. Winslow	ROLB 95 K. Wimbley	WR 17 B. Edwards	LCB 24 E. Wright
QB 10 B. Quinn	RCB 22 B. McDonald	FB 41 C. Ali	SS 26 S. Jones
RB 31 J. Lewis	FS 21 B. Pool		

BRONCOS SUBSTITUTIONS: K 4 P. Dawson, WR 12 S. Steptoe, P 15 D. Zastudil, WR 16 J. Cribbs, DB 20 M. Adams, DB 25 T. Cousin, DB 27 N. Sorensen, RB 29 J. Wright, DB 30 G. Lawson, RB 35 J. Harrison, LB 51 S. Orr, LB 53 K. Griffin, OL 61 J. Sowell, LS 64 R. Pontbriand, DL 71 A. Rubin, TE 82 S. Heiden, TE 87 D. Dinkins, DL 93 L. Leonard, LB 94 L. Williams, LB 96 A. Hall, DL 97 S. Thomas. **DID NOT PLAY:** QB 3 D. Anderson, OL 79 S. Young. **INACTIVE:** QB 11 K. Dorsey, DB 23 T. Daniels, DB 42 H. Abdullah, FB 47 L. Vickers, LB 58 B. Bell, OL 65 E. Steinbach, WR 83 S. Sanders, TE 86 M. Rucker.

FINAL INDIVIDUAL STATISTICS																	
Denver Broncos							Cleveland Browns										
RUSHING	ATT	YDS	AVG	LG	TD		RUSHING	ATT	YDS	AVG	LG	TD					
R. Torain	12	68	5.7	19	1		J. Lewis	19	60	3.2	29	1					
J. Cutler	7	29	4.1	18	0		J. Harrison	5	48	9.6	16	0					
P. Hillis	8	24	3.0	10	0		J. Cribbs	3	48	16.0	27	0					
S. Young	1	2	2.0	2	0		B. Quinn	1	3	3.0	3	0					
							J. Wright	1	1	1.0	1	0					
TOTAL	28	123	4.4	19	1		TOTAL	29	160	5.5	29	1					
PASSING	ATT	CMP	YDS	TKD/ YD	TD	LG	IN	Rtg.	PASSING	ATT	CMP	YDS	TKD/ YD	TD	LG	IN	Rtg.
J. Cutler	42	24	447	1/6	3	93	1	107.9	B. Quinn	35	23	239	0/0	2	30	0	104.3
TOTAL	42	24	447	1/6	3	93	1	107.9	TOTAL	35	23	239	0/0	2	30	0	104.3
PASS RECEIVING	NO	YDS	AVG	LG	TD		PASS RECEIVING	NO	YDS	AVG	LG	TD					
E. Royal	6	164	27.3	93	1		K. Winslow	10	111	11.1	30	2					
B. Marshall	6	89	14.8	34	1		D. Stallworth	4	48	12.0	19	0					
T. Scheffler	4	92	23.0	39	0		S. Heiden	3	24	8.0	14	0					
D. Graham	3	50	16.7	28	1		J. Lewis	2	24	12.0	18	0					
N. Jackson	3	36	12.0	19	0		B. Edwards	1	15	15.0	15	0					
B. Stokley	2	16	8.0	9	0		J. Harrison	1	9	9.0	9	0					
							S. Steptoe	1	7	7.0	7	0					
							C. Ali	1	1	1.0	1	0					
TOTAL	24	447	18.6	93	3		TOTAL	23	239	10.4	30	2					
INTERCEPTIONS	NO	YDS	AVG	LG	TD		INTERCEPTIONS	NO	YDS	AVG	LG	TD					
	0	0	0.0	—	0		B. Pool	1	13	13.0	13	0					
TOTAL	0	0	0.0	—	0		TOTAL	1	13	13.0	13	0					
PUNTING	NO	YDS	AVG	NET	TB	IN20	LG	PUNTING	NO	YDS	AVG	NET	TB	IN20	LG		
B. Kern	1	29	29.0	24.0	0	0	29	D. Zastudil	2	89	44.5	43.5	0	2	51		
TOTAL	1	29	29.0	24.0	0	0	29	TOTAL	2	89	44.5	43.5	0	2	51		
PUNT RETURNS	NO	YDS	AVG	FC	LG	TD		PUNT RETURNS	NO	YDS	AVG	FC	LG	TD			
E. Royal	1	2	2.0	1	2	0		J. Cribbs	1	5	5.0	0	5	0			
RETURNS	1	2	2.0	1	2	0		RETURNS	1	5	5.0	0	5	0			
KICKOFF RETURNS	NO	YDS	AVG	FC	LG	TD		KICKOFF RETURNS	NO	YDS	AVG	FC	LG	TD			
E. Royal	3	72	24.0	0	31	0		J. Cribbs	5	135	27.0	0	43	0			
P. Hillis	2	18	9.0	0	11	0		[TOUCHBACK]	2	0	0.0	—	0	0			
[TOUCHBACK]	2	0	0.0	0	—	0		RETURNS	5	135	27.0	0	43	0			
RETURNS	5	90	18.0	0	31	0											
Denver Broncos	Fumbles	Own	Opp.	Out	Cleveland Browns	Fumbles	Own	Opp.	Out								
D. Bly	0	0	0	0	K. Winslow	1	1	0	0								
K. Paymah	0	0	0	0		0	0	0	0								
TOTAL	0	0	0	1	0	0	0	0	0								

FINAL TEAM STATISTICS														
BRONCOS							BROWNS							
TOTAL FIRST DOWNS	26	20	FGs - PATs Had Blocked	0-0	0-0	Net Punting Average	24.0	43.5	TOTAL RETURN YARDAGE (Not Including Kickoffs)	2	18	No. and Yards Punt Returns	1-2	1-5
By Rushing	10	9	THIRD DOWN EFFICIENCY	6-11-55%	6-14-43%	No. and Yards Kickoff Returns	5-90	5-135	No. and Yards Interception Returns	0-0	1-13	PENALTIES Number and Yards	3-30	3-20
By Passing	15	10	FOURTH DOWN EFFICIENCY	1-1-100%	1-2-50%	FUMBLES Number and Loss	0-0	1-1	TOUCHDOWNS	4	3	Rushing	1	1
By Penalty	1	1	TOTAL NET YARDS	564	399	NET YARDS RUSHING	123	160	Passing	29	3	EXTRA POINTS Made-Attempts	4-4	3-3
THIRD DOWN EFFICIENCY	6-11-55%	6-14-43%	TOTAL OFFENSIVE PLAYS (inc. times thrown passing)	71	64	Total Rushing Plays	28	29	Kicking Made-Attempts	4-4	3-3	FIELD GOALS Made-Attempts	2-3	3-3
FOURTH DOWN EFFICIENCY	1-1-100%	1-2-50%	Average gain per offensive play	7.9	6.2	Average gain per rushing play	4.4	5.5	RED ZONE EFFICIENCY	2-4-50%	3-5-60%	GOAL TO GO EFFICIENCY	1-1-100%	2-2-100%
TOTAL NET YARDS	564	399	NET YARDS RUSHING	123	160	Times thrown - yards lost attempting to pass	1-6	0-0	SAFETIES	0	0	FINAL SCORE	34	30
TOTAL OFFENSIVE PLAYS (inc. times thrown passing)	71	64	Total Rushing Plays	28	29	Gross yards passing	447	239	TIME OF POSSESSION	27:51	32:09			
Average gain per offensive play	7.9	6.2	Average gain per rushing play	4.4	5.5	PASS ATTEMPTS-COMPLETIONS-HAD INTERCEPTED	42-24-1	35-23-0						
NET YARDS RUSHING	123	160	Times thrown - yards lost attempting to pass	1-6	0-0	Avg gain per pass play (inc. # thrown passing)	10.3	6.8						
Total Rushing Plays	28	29	Gross yards passing	447	239	KICKOFFS Number-In End Zone-Touchbacks	7-3-2	7-3-2						
Average gain per rushing play	4.4	5.5	PASS ATTEMPTS-COMPLETIONS-HAD INTERCEPTED	42-24-1	35-23-0	PUNTS Number and Average	1-29-0	2-44.5						
Times thrown - yards lost attempting to pass	1-6	0-0	Avg gain per pass play (inc. # thrown passing)	10.3	6.8	Had Blocked	0	0						
Gross yards passing	447	239	KICKOFFS Number-In End Zone-Touchbacks	7-3-2	7-3-2									
PASS ATTEMPTS-COMPLETIONS-HAD INTERCEPTED	42-24-1	35-												

10  **Denver 24, Atlanta 20**
 Sunday, Nov. 16, 2008 • 1:02 p.m. EST • Georgia Dome • Atlanta
 WEATHER: Indoors • TIME: 2:55 • ATTENDANCE: 54,644

The Denver Broncos won on the road for the second consecutive week and extended their winning streak against NFC clubs to four games with their 24-20 victory against the Atlanta Falcons on Sunday in front of 54,644 fans at the Georgia Dome.

Denver quarterback Jay Cutler engineered his sixth-career game-winning or game-tying performance in the fourth quarter or overtime, helping the Broncos erase Atlanta's 20-17 lead early in the final period. Cutler drove Denver 83 yards on 10 plays and found tight end Daniel Graham in the end zone for a game-winning 9-yard touchdown on third down with 5:35 remaining.

Cutler finished the game completing 19-of-27 passes for 216 yards with one touchdown and no interceptions for a 106.4 passer rating. He extended his streak with at least one touchdown pass to 11 games, marking the fifth-longest streak in club history.

Broncos rookie Peyton Hillis started at running back and had two rushing touchdowns. Denver rookie Spencer Larsen became the first player in club history and the fourth NFL player since 1990 (first since 2003) to start on offense and defense as he opened the game at fullback and middle linebacker.

Wide receiver Eddie Royal, another Denver rookie, logged 200 all-purpose yards (34 receiving, 7 rushing, 159 kickoff). He registered a 50-yard play for the third consecutive game with his 58-yard kickoff return that set a fourth-quarter field goal.

Denver's defense held Atlanta to just 3.3 yards per rush (35-114). Broncos cornerback Dre' Bly logged the game's only takeaway with a third-quarter interception that led to a field goal.

After Denver forced a three-and-out to begin the game, the Broncos took a 7-0 lead on Hillis' 7-yard run at 9:26 of the opening period.

The Falcons answered the touchdown with scores on three consecutive possessions. Two field goals by former Broncos kicker Jason Elam and a 9-yard touchdown run by Atlanta running back Michael Turner gave the Falcons a 13-7 halftime advantage.

After receiving the kickoff to begin the second half, Denver's rushing offense sparked a touchdown drive that culminated in Hillis' 2-yard scoring run. The Broncos took their 14-13 lead into the fourth quarter and went ahead 17-13 on the first snap of the final period with kicker Matt Prater's 20-yard field goal.

Following a Denver penalty on third down that extended a Falcons drive, Atlanta took advantage of the miscue by scoring a touchdown on a 28-yard run by Turner that gave it a 20-17 lead with 10:41 left to play.

A 47-yard reception by wide receiver Brandon Marshall moved the Broncos into position for their game-winning score. Nine plays later, Cutler found Graham for a 9-yard touchdown that put Denver ahead 24-20 at 5:35 of the fourth quarter.

Atlanta was able to reach the Denver 45-yard line before its drive stalled on a fourth-and-18 stop by the Broncos.

OFFICIALS:

Referee — Peter Morelli (135); **Umpire** — Richard Hall (49); **Head Linesman** — George Hayward (54); **Line Judge** — Darryl Lewis (130); **Side Judge** — Greg Wilson (119); **Field Judge** — Rob Vernatchi (75); **Back Judge** — Kirk Dorman (6); **Replay** — Howard Slavin.

DENVER BRONCOS

OFFENSE		DEFENSE	
WR 15	B. Marshall	LE 91	E. Ekuban
LT 78	R. Clady	LT 63	D. Robertson
LG 50	B. Hamilton	RT 79	M. Thomas
C 62	C. Wiegmann	RE 92	E. Dumervil
RG 73	C. Kuper	WLB 59	W. Woodyard
RT 74	R. Harris	MLB 46	S. Larsen
TE 89	D. Graham	SLB 51	J. Winborn
WR 19	E. Royal	LCB 34	J. Bell
QB 6	J. Cutler	RCB 32	D. Bly
RB 22	P. Hillis	SS 33	M. Manuel
FB 46	S. Larsen	FS 37	C. Lowry

BRONCOS SUBSTITUTIONS: P 1 B. Kern, K 5 M. Prater, WR 14 B. Stokley, RB 21 T. Bell, CB 26 J. Williams, RB 31 P. Pope, S 39 V. Fox, CB 41 K. Paymah, S 43 R. Rogers, LB 52 L. Green, LB 53 N. Koutouvides, LB 57 M. Haggan, DE 60 J. Engelberger, C 67 K. Lichtensteiger, T 76 T. Polumbus, TE 81 N. Jackson, WR 82 D. Jackson, TE/LS 83 M. Leach, TE 88 T. Scheffler, DT 90 K. Peterson, DE 94 J. Moss, DT 95 J. Shaw.
DID NOT PLAY: QB 4 D. Hackney, WR 16 C. Jackson. **INACTIVE:** S 20 M. McCree, CB 24 C. Bailey, RB 35 S. Young, RB 38 A. Haynes, LB 55 D. Williams, LB 58 N. Webster, DT 93 N. Clemons, DE 96 T. Crowder.

ATLANTA FALCONS

OFFENSE		DEFENSE	
WR 12	M. Jenkins	RE 55	J. Abraham
LT 74	T. Weiner	DT 90	G. Jackson
LG 63	J. Blalock	DT 95	J. Babineaux
C 62	T. McClure	LE 98	J. Anderson
RG 73	H. Dahl	OLB 59	M. Boley
RT 77	T. Clabo	MLB 50	C. Lofton
TE 89	B. Hartssock	OLB 56	K. Brooking
WR 84	R. White	RCB 23	C. Houston
QB 2	M. Ryan	LCB 24	D. Foxworth
RB 33	M. Turner	SS 36	L. Milloy
TE 87	J. Peelle	FS 26	E. Coleman

FALCONS SUBSTITUTIONS: K 1 J. Elam, P 9 M. Koenen, WR 19 L. Robinson, CB 22 C. Jackson, S 29 J. Fudge, CB 30 D. Irons, RB 32 J. Norwood, FB 34 O. Mughelli, CB 41 A. Harris, RB 44 J. Snelling, LS 46 M. Schneck, LB 52 C. Wire, LB 54 S. Nicholas, C 67 B. Wilkerson, T 68 W. Gandy, DE 71 K. Biermann, T 76 Q. Ojinnaka, WR 83 H. Douglas, WR 86 B. Finneran, DE 92 C. Davis, DT 99 J. Jefferson. **DID NOT PLAY:** QB 8 C. Redman, DE 96 B. Miller. **INACTIVE:** 30B 3 D. Shockley, CB 20 B. Grimes, S 28 T. DeCoud, LB 51 T. Gilbert, C 69 A. Stepanovich, T 72 S. Baker, DE 75 S. Fraser, DT 94 K. Moorehead.

VISITOR	1	2	3	4	OT	TOTAL	FIELD GOALS (made /) missed)	
Denver Broncos	7	0	7	10	—	24	M. Prater	49W/L (20)
Atlanta Falcons	3	10	0	7	—	20	J. Elam	(46) (36)

Team	Qtr	Clock Time	PLAY DESCRIPTION (Extra Point) (Drive Info)	SCORE	
				Visitor	Home
BRONCOS	1	9:26	P. Hillis 7 yd. run (M. Prater kick) (10-55, 4:34)	7	0
FALCONS	1	2:26	J. Elam 46 yd. Field Goal (12-41, 7:00)	7	3
FALCONS	2	12:33	J. Elam 36 yd. Field Goal (8-54, 2:42)	7	6
FALCONS	2	7:34	M. Turner 9 yd. run (J. Elam kick) (7-61, 3:53)	7	13
BRONCOS	3	9:59	P. Hillis 2 yd. run (M. Prater kick) (11-77, 5:01)	14	13
BRONCOS	4	14:56	M. Prater 20 yd. Field Goal (8-60, 4:07)	17	13
FALCONS	4	10:41	M. Turner 28 yd. run (J. Elam kick) (8-77, 4:15)	17	20
BRONCOS	4	5:35	D. Graham 9 yd. pass from J. Cutler (M. Prater kick) (10-83, 5:06)	24	20

FINAL INDIVIDUAL STATISTICS																					
Denver Broncos							Atlanta Falcons														
RUSHING	ATT	YDS	AVG	LG	TD		RUSHING	ATT	YDS	AVG	LG	TD									
P. Hillis	10	44	4.4	12	2		M. Turner	25	81	3.2	28	2									
P. Pope	4	35	8.8	15	0		M. Ryan	5	18	3.6	9	0									
T. Bell	7	34	4.9	9	0		J. Norwood	4	18	4.5	12	0									
E. Royal	3	7	2.3	12	0		J. Snelling	1	-3	-3.0	-3	0									
J. Cutler	1	4	4.0	4	0																
TOTAL	25	124	5.0	15	2		TOTAL	35	114	3.3	28	2									
PASSING	ATT	CMP	YDS	TKD/ YD	TD	LG	IN	Rtg.	PASSING	ATT	CMP	YDS	TKD/ YD	TD	LG	IN	Rtg.				
J. Cutler	27	19	216	1/8	1	47	0	106.4	M. Ryan	33	20	250	0/0	0	37	1	71.5				
TOTAL	27	19	216	1/8	1	47	0	106.4	TOTAL	33	20	250	0/0	0	37	1	71.5				
PASS RECEIVING	NO	YDS	AVG	LG	TD				PASS RECEIVING	NO	YDS	AVG	LG	TD							
B. Marshall	6	89	14.8	47	0				R. White	5	102	20.4	37	0							
E. Royal	4	34	8.5	18	0				M. Jenkins	5	55	11.0	15	0							
B. Stokley	3	26	8.7	12	0				B. Finneran	4	44	11.0	14	0							
P. Hillis	3	26	8.7	14	0				J. Norwood	3	25	8.3	11	0							
N. Jackson	2	32	16.0	17	0				O. Mughelli	2	22	11.0	14	0							
D. Graham	1	9	9.0	9	1				J. Snelling	1	2	2.0	2	0							
TOTAL	19	216	11.4	47	1				TOTAL	20	250	12.5	37	0							
INTERCEPTIONS	NO	YDS	AVG	LG	TD				INTERCEPTIONS	NO	YDS	AVG	LG	TD							
D. Bly	1	5	5.0	5	0																
TOTAL	1	5	5.0	5	0				TOTAL	0	0	0.0	—	0							
PUNTING	NO	YDS	AVG	NET	TB	IN20	LG		PUNTING	NO	YDS	AVG	NET	TB	IN20	LG					
B. Kern	3	127	42.3	39.3	0	1	52		M. Koenen	2	62	31.0	31.0	0	1	34					
TOTAL	3	127	42.3	39.3	0	1	52		TOTAL	2	62	31.0	31.0	0	1	34					
PUNT RETURNS	NO	YDS	AVG	FC	LG	TD			PUNT RETURNS	NO	YDS	AVG	FC	LG	TD						
E. Royal	0	0	0.0	2	—	0			H. Douglas	1	9	9.0	1	9	0						
									B. Finneran	0	0	0.0	1	0	0						
RETURNS	0	0	0.0	2	—	0			RETURNS	1	9	9.0	2	9	0						
KICKOFF RETURNS	NO	YDS	AVG	FC	LG	TD			KICKOFF RETURNS	NO	YDS	AVG	FC	LG	TD						
E. Royal	5	159	31.8	0	58	0			J. Norwood	4	80	20.0	0	26	0						
									H. Douglas	1	22	22.0	0	22	0						
RETURNS	5	159	31.8	0	58	0			RETURNS	5	102	20.4	0	26	0						
Denver Broncos	Own	Opp.	Out	Atlanta Falcons				Own	Opp.	Out											
FUMBLES	Fum	Lost	Rec.	Yds	TD	FF	Rec.	Yds	TD	Bnds	FUMBLES	Fum	Lost	Rec.	Yds	TD	FF	Rec.	Yds	TD	Bnds
TOTAL	0	0	0	0	0	0	0	0	0	0	TOTAL	0	0	0	0	0	0	0	0	0	0

FINAL TEAM STATISTICS														
BRONCOS							FALCONS							
TOTAL FIRST DOWNS	19	20	FGs - PATs Had Blocked	0-0	0-0	Net Punting Average	39.3	31.0	TOTAL RETURN YARDAGE (Not Including Kickoffs)	5	9	No. and Yards Punt Returns	0-0	1-9
By Rushing	7	6	No. and Yards Kickoff Returns	5-159	5-102	No. and Yards Interception Returns	1-5	0-0	PENALTIES Number and Yards	6-36	5-36	FUMBLES Number and Lost	0-0	0-0
By Passing	11	13	TOUCHDOWNS	3	2	Rushing	2	2	EXTRA POINTS Made-Attempts	3-3	2-2	RED ZONE EFFICIENCY	3-4-75%	1-2-50%
By Penalty	1	1	Passing	1	1	GOAL TO GO EFFICIENCY	2-3-67%	1-1-100%	SAFETIES	0	0	FINAL SCORE	24	20
THIRD DOWN EFFICIENCY	7-12-58%	11-18-61%	TIME OF POSSESSION	26:18	33:42									
FOURTH DOWN EFFICIENCY	0-0-0%	0-1-0%												
TOTAL NET YARDS	332	364												
Total Offensive Plays (inc. times thrown passing)	53	68												
Average gain per offensive play	6.3	5.4												
NET YARDS RUSHING	124	114												
Total Rushing Plays	25	35												
Average gain per rushing play	5.0	3.3												
Tackles for a loss-number and yards	3-6	3-9												
NET YARDS PASSING	208	250												
Times thrown - yards lost attempting to pass	1-8	0-0												
Gross yards passing	216	250												
PASS ATTEMPTS-COMPLETIONS-HAD INTERCEPTED	27-19-0	33-20-1												
Avg gain per pass play (inc. # thrown passing)	7.4	7.6												
KICKOFFS Number-In End Zone-Touchbacks	5-2-0	5-2-0												
PUNTS Number and Average	3-42.3	2-31.0												
Had Blocked	0	0												

BRONCOS DEFENSIVE STATISTICS																	
(based on coaches' film review)																	
PLAYER	UT	A	TT	S-YDS	I-YDS	PD	FF	FR	PLAYER	UT	A	TT	S-YDS	I-YDS	PD	FF	FR



Oakland 31, Denver 10

Sunday, Nov. 23, 2008 • 2:05 p.m. MST • INVESCO Field at Mile High • Denver

WEATHER: Partly Cloudy, 47°, Wind NE 15 mph • TIME: 3:05 • ATTENDANCE: 76,067

The Denver Broncos were outscored 21-7 in the second half en route to suffering a 31-10 defeat to the Oakland Raiders on Sunday in front of 76,067 fans at INVESCO Field at Mile High.

Oakland scored 21 unanswered points to break a 10-10 tie in the third quarter and hand Denver its third consecutive home defeat. The Raiders converted their first seven throw-down attempts in the second half and relied on a running game that totaled 41 carries for 158 yards with two touchdowns.

Quarterback JaMarcus Russell completed his first 10 passes of the game for Oakland. He finished the contest completing 10-of-11 pass attempts for 152 yards with one touchdown and no interceptions for a 149.1 passer rating.

Broncos quarterback Jay Cutler threw for 204 yards and reached the 3,000-yard passing mark for the year, tying John Elway (1987) for the fastest (11 games) in club history to that total. His 11-game streak with at least one touchdown pass, which was the fifth-longest streak in club annals, came to an end against a Raiders defense that held Denver to 4.9 yards per play (65-319).

After a scoreless first quarter, the Raiders took a 3-0 lead when kicker Sebastian Janikowski made a 26-yard field goal at 8:01 of the second quarter. The Broncos answered the score with a 44-yard field goal from Matt Prater with 2:58 left in the quarter.

Oakland took a 10-3 lead into halftime following an 89-yard punt return for a touchdown by wide receiver Johnnie Lee Higgins with 1:06 remaining in the second quarter.

Denver tied the game on the opening possession of the second half, traveling 85 yards on 13 plays for a touchdown. Running back Peyton Hillis followed offensive tackle Ryan Clady into the end zone from six yards out to tie the game at 10 at 9:18 of the third quarter.

The Raiders took control of the game from that point forward, keeping the Broncos' offense off the field with seven consecutive third-down conversions and scoring touchdowns on three possessions in a row.

Oakland rookie running back Darren McFadden scored his first of two touchdowns on a 1-yard run at 5:26 of the third quarter to give the Raiders a 17-10 lead. After a Denver three-and-out, former Broncos wide receiver Ashley Lelie hauled in a 4-yard touchdown pass from Russell that put Oakland ahead 24-10 less than a minute into the fourth quarter.

The Raiders took advantage of a Broncos interception on their next possession by driving 43 yards on seven plays for McFadden's 1-yard touchdown. The score gave the Raiders a 31-10 lead with 9:42 left to play, and Oakland held on to avoid a season series sweep with the Broncos.

OFFICIALS:

Referee — Jeff Triplette (42); **Umpire** — Jim Quirk (5); **Head Linesman** — Steve Stelljes (22); **Line Judge** — Michael Spanier (90); **Side Judge** — David Wyant (16); **Field Judge** — Boris Cheek (41); **Back Judge** — Steve Freeman (133); **Replay** — Lloyd McPeters.

DENVER BRONCOS

OFFENSE		DEFENSE	
WR 15	B. Marshall	LE 91	E. Ekuban
LT 78	R. Clady	LT 63	D. Robertson
LG 50	B. Hamilton	RT 79	M. Thomas
C 62	C. Wiegmann	RE 92	E. Dumervil
RG 73	C. Kuper	WLB 59	W. Woodyard
RT 74	R. Harris	MLB 46	S. Larsen
TE 89	D. Graham	SLB 51	J. Winborn
WR 19	E. Royal	LCB 34	J. Bell
QB 6	J. Cutler	RCB 32	D. Bly
RB 21	T. Bell	SS 33	M. Manuel
FB 22	P. Hillis	FS 43	R. Rogers

BRONCOS SUBSTITUTIONS: P 1 B. Kern, K 5 M. Prater, WR 14 B. Stokley, WR 16 C. Jackson, CB 26 J. Williams, RB 31 P. Pope, S 36 J. Barrett, S 39 V. Foy, CB 41 K. Paymah, LB 52 L. Green, LB 53 N. Koutouvides, LB 57 M. Haggan, DE 60 J. Engelberger, C 67 K. Lichtensteiger, T 76 T. Polunbus, WR 82 D. Jackson, TE/LS 83 M. Leach, TE 85 C. Mustard, TE 88 T. Scheffler, DT 90 K. Peterson, DE 94 J. Moss, DT 95 J. Shaw, **DID NOT PLAY:** QB 4 D. Hackney, **INACTIVE:** S 20 M. McCree, CB 24 C. Bailey, RB 35 S. Young, S 37 C. Lowry, LB 55 D. Williams, LB 58 N. Webster, DT 93 N. Clemons, DE 96 T. Crowder.

OAKLAND RAIDERS

OFFENSE		DEFENSE	
TE 86	T. Stewart	DE 56	D. Burgess
LT 77	K. Harris	DT 93	T. Kelly
LG 76	R. Gallery	DT 61	G. Warren
C 71	J. Wade	DE 58	K. Edwards
RG 66	C. Carlisle	OLB 55	J. Alston
RT 74	C. Green	MLB 52	K. Morrison
TE 80	Z. Miller	OLB 53	T. Howard
WR 89	R. Curry	LCB 37	C. Johnson
QB 2	J. Russell	RCB 21	N. Asomugha
FB 44	L. Lawton	FS 31	H. Eugene
RB 25	J. Fargas	FS 28	G. Wilson

RAIDERS SUBSTITUTIONS: P 9 S. Lechler, K 11 S. Janikowski, WR 15 J. Higgins, WR 19 T. Watkins, RB 20 D. McFadden, CB 22 J. Miller, S 24 M. Huff, CB 26 S. Rounts, S 27 R. Baker, RB 29 M. Bush, LB 50 I. Ekejiuba, C 51 C. Morris, LB 54 S. Williams, LS/LB 59 J. Condo, T 75 M. Henderson, WR 81 C. Schliens, WR 87 A. Lelie, DT 90 T. Sands, DE 91 T. Scott, LB 95 M. Cooper, DT 96 W. Joseph, DE 98 J. Richardson, **DID NOT PLAY:** QB 16 A. Walter, **INACTIVE:** QB 8 M. Tuiasosopo, DB 32 M. Waddell, LB 57 R. Brown, G 62 J. Coston, C 64 J. Grove, RT 69 J. Marten, WR 84 J. Walker, DE 97 G. Gunheim.

	1	2	3	4	OT	TOTAL	FIELD GOALS (made /) missed)	
VISITOR Oakland Raiders	0	10	7	14	—	31	S. Janikowski (26)	
HOME Denver Broncos	0	3	7	0	—	10	M. Prater 47WR (44) 43WL	

Team	Qtr	Clock Time	PLAY DESCRIPTION (Extra Point) (Drive Info)	SCORE	
				Visitor	Home
RAIDERS	2	8:01	S. Janikowski 26 yd. Field Goal (9-56, 4:43)	3	0
BRONCOS	2	2:58	M. Prater 44 yd. Field Goal (13-54, 5:03)	3	3
RAIDERS	2	1:06	J. Higgins 89 yd. punt return (S. Janikowski kick)	10	3
BRONCOS	3	9:18	P. Hillis 6 yd. run (M. Prater kick) (13-85, 5:42)	10	10
RAIDERS	3	5:26	D. McFadden 1 yd. run (S. Janikowski kick) (6-70, 3:52)	17	10
RAIDERS	4	14:08	A. Lelie 4 yd. pass from J. Russell (S. Janikowski kick) (10-74, 5:19)	24	10
RAIDERS	4	9:42	D. McFadden 1 yd. run (S. Janikowski kick) (7-43, 3:52)	31	10

FINAL INDIVIDUAL STATISTICS																	
Oakland Raiders							Denver Broncos										
RUSHING	ATT	YDS	AVG	LG	TD		RUSHING	ATT	YDS	AVG	LG	TD					
J. Fargas	24	107	4.5	21	0		P. Hillis	17	74	4.4	13	1					
D. McFadden	10	38	3.8	11	2		J. Cutler	4	24	6.0	11	0					
J. Higgins	1	9	9.0	9	0		T. Bell	6	14	2.3	4	0					
J. Russell	3	3	1.0	5	0		E. Royal	1	3	3.0	3	0					
R. Curry	1	1	1.0	1	0												
M. Bush	2	0	0.0	0	0												
TOTAL	41	158	3.9	21	2		TOTAL	28	115	4.1	13	1					
PASSING	ATT	CMP	YDS	TD	LG	IN	Rtg.	PASSING	ATT	CMP	YDS	TD	LG	IN	Rtg.		
J. Russell	11	10	152	0/0	1	51	0	149.1	J. Cutler	37	16	204	0/0	0	32	1	49.8
M. Bush	1	1	8	0/0	0	8	0	100.0									
TOTAL	12	11	160	0/0	1	51	0	148.5	TOTAL	37	16	204	0/0	0	32	1	49.8
PASS RECEIVING	NO	YDS	AVG	LG	TD			PASS RECEIVING	NO	YDS	AVG	LG	TD				
A. Lelie	4	92	23.0	51	1			B. Stokley	5	44	8.8	14	0				
Z. Miller	3	41	13.7	30	0			B. Marshall	4	84	21.0	32	0				
D. McFadden	2	14	7.0	9	0			P. Hillis	2	22	11.0	16	0				
J. Fargas	1	8	8.0	8	0			E. Royal	2	14	7.0	8	0				
T. Stewart	1	5	5.0	5	0			D. Jackson	1	28	28.0	28	0				
								T. Scheffler	1	12	12.0	12	0				
								T. Bell	1	0	0.0	0	0				
TOTAL	11	160	14.5	51	1			TOTAL	16	204	12.8	32	0				
INTERCEPTIONS	NO	YDS	AVG	LG	TD			INTERCEPTIONS	NO	YDS	AVG	LG	TD				
T. Howard	1	-3	-3.0	-3	0												
TOTAL	1	-3	-3.0	-3	0			TOTAL	0	0	0.0	—	0				
PUNTING	NO	YDS	AVG	NET	TB	IN20	LG	PUNTING	NO	YDS	AVG	NET	TB	IN20	LG		
S. Lechler	3	176	58.7	45.0	2	1	59	B. Kern	2	112	56.0	11.5	0	0	60		
TOTAL	3	176	58.7	45.0	2	1	59	TOTAL	2	112	56.0	11.5	0	0	60		
PUNT RETURNS	NO	YDS	AVG	FC	LG	TD		PUNT RETURNS	NO	YDS	AVG	FC	LG	TD			
J. Higgins	1	89	89.0	0	89	1		E. Royal	1	1	1.0	0	1	0			
[DOWNED]	1	0	0.0	0	—	0		[TOUCHBACK]	2	0	0.0	0	—	0			
RETURNS	1	89	89.0	0	89	1		RETURNS	1	1	1.0	0	1	0			
KICKOFF RETURNS	NO	YDS	AVG	FC	LG	TD		KICKOFF RETURNS	NO	YDS	AVG	FC	LG	TD			
J. Miller	3	63	21.0	0	29	0		E. Royal	2	48	24.0	0	26	0			
								T. Bell	1	8	8.0	0	8	0			
								[TOUCHBACK]	3	0	0.0	0	—	0			
RETURNS	3	63	21.0	0	29	0		RETURNS	3	56	18.7	0	26	0			
Oakland Raiders	Own	Opp.	Out					Denver Broncos	Own	Opp.	Out						
FUMBLES	Fum	Lost	Rec.	Yds	TD	FF	Rec.	Yds	TD	FF	Rec.	Yds	TD	Bnds			
G. Wilson	0	0	0	0	0	0	1	0	0	0	0	0	0	0			
TOTAL	0	0	0	0	0	0	1	0	0	0	0	0	0	0			

FINAL TEAM STATISTICS														
RAIDERS							BRONCOS							
TOTAL FIRST DOWNS	18	23	FGs - PATs Had Blocked	0-0	0-0	Net Punting Average	45.0	11.5	TOTAL RETURN YARDAGE (Not Including Kickoffs)	86	1	No. and Yards Punt Returns	1-89	1-1
By Rushing	10	6	TOTAL RETURN YARDAGE (Not Including Kickoffs)	86	1	No. and Yards Kickoff Returns	3-63	3-56	No. and Yards Interception Returns	1-3	0-0	PENALTIES Number and Yards	10-90	4-39
By Passing	7	12	No. and Yards Interception Returns	1-3	0-0	FUMBLES Number and Lost	0-0	1-1	TOUCHDOWNS	4	1	Rushing	2	1
By Penalty	1	5	FUMBLES Number and Lost	0-0	1-1	TOUCHDOWNS	4	1	Passing	1	0	Punt Returns	1	0
THIRD DOWN EFFICIENCY	8-13-62%	9-16-56%	EXTRA POINTS Made-Attempts	4-4	1-1	Kicking Made-Attempts	4-4	1-1	FIELD GOALS Made-Attempts	1-1	1-3	RED ZONE EFFICIENCY	3-4-75%	1-2-50%
FOURTH DOWN EFFICIENCY	0-0-0%	1-2-50%	FIELD GOALS Made-Attempts	1-1	1-3	GOAL TO GO EFFICIENCY	3-4-75%	0-1-0%	SAFETIES	0	10	FINAL SCORE	31	10
TOTAL NET YARDS	318	319	TIME OF POSSESSION	32:04	27:56									
Total Offensive Plays (inc. times thrown passing)	53	65												
Average gain per offensive play	6.0	4.9												
NET YARDS RUSHING	158	115												
Total Rushing Plays	41	29												
Average gain per rushing play	3.9	4.1												
Tackles for a loss-number and yards	3-3	2-5												
NET YARDS PASSING	160	204												
Times thrown - yards lost attempting to pass	0-0	0-0												
Gross yards passing	160	204												
PASS ATTEMPTS-COMPLETIONS-HAD INTERCEPTED	12-11-0	37-16-1												
Avg gain per pass play (inc. # thrown passing)	13.3	5.5												
KICKOFFS Number-In End Zone-Touchbacks	6-5-3	3-1-0												
PUNTS Number and Average	3-58.7	2-56.0												
Had Blocked	0	0												

12 Denver 34, N.Y. Jets 17
 Sunday, Nov. 30, 2008 • 4:15 p.m. EST • The Meadowlands • East Rutherford, N.J.
 WEATHER: Rain, 36°, Wind NE 10 mph • TIME: 3:21 • ATTENDANCE: 78,809

The Denver Broncos won their third consecutive road game and snapped the AFC East-leading New York Jets' five-game winning streak with a 34-17 victory on Sunday in front of 78,809 fans at The Meadowlands.

Denver turned two takeaways into 14 points, including a 23-yard fumble recovery for a touchdown by safety Vernon Fox. The Broncos finished the game with a +1 turnover ratio (2 takeaways, 1 giveaway) and improved to 6-0 for the year with an even or positive turnover ratio.

Quarterback Jay Cutler set a Denver single-season record with his sixth 300-yard passing game, completing 27-of-43 passes for 357 yards with two touchdowns and one interception for a 94.8 passer rating. Cutler, who led a Broncos offense that averaged 7.1 yards per play (68-484), also became the fastest player in Broncos history to 50 touchdown passes (33 games).

Broncos rookie running back Peyton Hillis notched his first career 100-yard rushing game with 129 yards on 22 carries (5.9 avg.) and scored a rushing touchdown for the third consecutive game.

Fox's 23-yard fumble recovery for a touchdown on the Jets' second possession gave the Broncos a 7-0 lead at the 8:41 mark of the first quarter. The Jets answered on the first play of their ensuing drive when running back Thomas Jones raced 59 yards for the score, tying the game at 7 just 20 seconds later.

The Broncos responded with 10 unanswered points to take a 17-7 lead into the second quarter. Rookie wide receiver Eddie Royal tip-toed down the right sideline for a 59-yard touchdown grab before Denver kicker Matt Prater converted a 25-yard field goal to extend the Broncos' lead to 10 points.

Jones' second rushing touchdown of the game, a 29-yarder, brought the Jets within 3, 17-14, early in the second quarter.

Following an interception by cornerback Dre' Bly, the Broncos drove 68 yards on seven plays for Hillis' 1-yard touchdown run. A 35-yard field goal by Prater with three seconds left in the second quarter sent the Broncos into the half leading 27-14.

The Jets put up the third quarter's only points with a Jay Feely field goal that trimmed the Broncos' lead to 27-17.

In the final quarter, the Broncos increased their lead to three possessions when Cutler found a wide-open Brandon Stokley along the right sideline for a 36-yard touchdown that put Denver up 34-17 with 9:26 left to play.

The play of Denver's tight ends was a key part of its offense against the Jets. Tony Scheffler (7-90) and Daniel Graham (6-59) accounted for 13 receptions for 149 yards, helping Denver average 8.3 yards per pass play. The club also did not allow a sack for the second consecutive game.

Defensively, the Broncos limited Jets quarterback Brett Favre to a 60.9 passer rating (23-43, 247 yds., 0 TD, 1 INT).

OFFICIALS:

Referee — Walt Coleman (65); **Umpire** — Undrey Wash (96); **Head Linesman** — Paul Weidner (87); **Line Judge** — Carl Johnson (101); **Side Judge** — Rick Patterson (15); **Field Judge** — Eddy Powers (38); **Back Judge** — Greg Steed (12); **Replay** — Bill Spyskma.

	1	2	3	4	OT	TOTAL	FIELD GOALS (made /) missed)	
VISITOR Denver Broncos	17	10	0	7	—	34	M. Prater	(25) (35)
HOME New York Jets	7	7	3	0	—	17	J. Feely	(30)

Team	Qtr	Clock Time	PLAY DESCRIPTION (Extra Point) (Drive Info)	SCORE	
				Visitor	Home
BRONCOS	1	8:41	V. Fox 23 yd. fumble return (M. Prater kick)	7	0
JETS	1	8:21	T. Jones 59 yd. run (J. Feely kick) (1-59, 0:20)	7	7
BRONCOS	1	6:44	E. Royal 59 yd. pass from J. Cutler (M. Prater kick) (4-72, 1:37)	14	7
BRONCOS	1	1:44	M. Prater 25 yd. Field Goal (9-52, 3:36)	17	7
JETS	2	12:44	T. Jones 29 yd. run (J. Feely kick) (7-76, 4:00)	17	14
BRONCOS	2	4:29	P. Hillis 1 yd. run (M. Prater kick) (7-68, 3:19)	24	14
BRONCOS	2	0:03	M. Prater 35 yd. Field Goal (12-67, 3:15)	27	14
JETS	3	2:50	J. Feely 30 yd. Field Goal (10-68, 4:13)	27	17
BRONCOS	4	9:26	B. Stokley 36 yd. pass from J. Cutler (M. Prater kick) (5-61, 2:44)	34	17

DENVER BRONCOS

OFFENSE			DEFENSE		
WR 15	B. Marshall	LE 91	E. Ekuban		
LT 78	R. Clady	LT 63	D. Robertson		
LG 50	B. Hamilton	RT 79	M. Thomas		
C 62	C. Wiegmann	RE 92	E. Dumervil		
RG 73	C. Kuper	WLB 59	W. Woodyard		
RT 74	R. Harris	MLB 46	S. Larsen		
TE 89	D. Graham	SLB 51	J. Winborn		
WR 19	E. Royal	LCB 34	J. Bell		
QB 6	J. Cutler	RCB 32	D. Bly		
WR 14	B. Stokley	SS 33	M. Manuel		
RB 22	P. Hillis	FS 39	V. Fox		

BRONCOS SUBSTITUTIONS: P 1 B. Kern, K 5 M. Prater, WR 16 C. Jackson, RB 21 T. Bell, CB 26 J. Williams, RB 31 P. Pope, S 36 J. Barrett, S 37 C. Paymah, CB 41 K. Paymah, LB 52 L. Green, LB 53 N. Koutouvides, LB 57 M. Haggan, DE 60 J. Engelberger, C 67 K. Lichtensteiger, T 76 T. Polumbus, WR 82 D. Jackson, TE/LS 83 M. Leach, TE 85 C. Mustard, TE 88 T. Scheffler, DT 90 K. Peterson, DE 94 J. Moss, DT 95 J. Shaw. **DID NOT PLAY:** QB 4 D. Hackney. **INACTIVE:** S 20 M. McCree, CB 24 C. Bailey, RB 35 S. Young, FB 38 A. Pinnock, LB 55 D. Williams, LB 58 N. Webster, DT 93 N. Clemons, DE 96 T. Crowder.

NEW YORK JETS

OFFENSE			DEFENSE		
WR 87	L. Coles	LE 92	S. Ellis		
LT 60	D. Ferguson	NT 77	K. Jenkins		
LG 66	A. Faneca	RE 93	K. Coleman		
C 74	N. Mangold	OLB 99	B. Thomas		
RG 65	B. Moore	ILB 50	E. Barton		
RT 67	D. Woody	ILB 96	D. Bowers		
TE 86	C. Baker	OLB 97	C. Pace		
WR 89	J. Cotchery	LCB 24	D. Revis		
QB 4	B. Favre	RCB 22	T. Law		
FB 49	T. Richardson	SS 27	A. Elam		
RB 20	T. Jones	FS 25	K. Rhoads		

JETS SUBSTITUTIONS: K 3 J. Feely, P 6 R. Hodges, WR 15 W. Wright, WR 16 B. Smith, CB 23 H. Poteat, RB/KR 29 L. Washington, DB 31 A. Carroll, CB 34 D. Lowery, CB 36 D. Barrett, DB 44 J. Ihedigbo, LB 53 C. Spencer, LB 56 V. Gholston, LB 57 J. Trusnik, DT 69 C. Mosley, DE 70 M. Devito, OL 75 R. Turner, OT 78 W. Hunter, TE 81 D. Keller, WR 83 C. Stuckey, TE/LS 85 J. Dearth, DT 91 S. Pouha, LB 94 M. Murrell. **DID NOT PLAY:** QB 11 K. Clemens. **INACTIVE:** K 1 M. Nugent, 3QB 5 B. Ratliff, WR 17 D. Clowney, RB 26 M. Mason, CB 30 D. Coleman, S 33 E. Smith, LB 52 D. Harris, TE 88 B. Franks.

FINAL INDIVIDUAL STATISTICS

Denver Broncos											New York Jets												
RUSHING		ATT	YDS	AVG	LG	TD	RUSHING		ATT	YDS	AVG	LG	TD										
P. Hillis		22	129	5.9	19	1	T. Jones		16	138	8.6	59	2										
J. Cutler		3	-2	-0.7	0	0	L. Washington		2	4	2.0	4	0										
							B. Smith		1	0	0.0	0	0										
TOTAL		25	127	5.1	19	1	TOTAL		19	142	7.5	59	2										
PASSING		ATT	CMP	YDS	TKD/YD	TD	LG	IN	Rtg.	PASSING		ATT	CMP	YDS	TKD/YD	TD	LG	IN	Rtg.				
J. Cutler		43	27	357	0/0	2	59	1	94.8	B. Favre		43	23	247	2/6	0	34	1	60.9				
TOTAL		43	27	357	0/0	2	59	1	94.8	TOTAL		43	23	247	2/6	0	34	1	60.9				
PASS RECEIVING		NO	YDS	AVG	LG	TD	PASS RECEIVING		NO	YDS	AVG	LG	TD										
T. Scheffler		7	90	12.9	24	0	D. Keller		7	77	11.0	20	0										
D. Graham		6	59	9.8	20	0	J. Cotchery		4	40	10.0	15	0										
E. Royal		5	84	16.8	59	1	L. Washington		3	60	20.0	34	0										
B. Marshall		5	55	11.0	20	0	C. Stuckey		3	30	10.0	16	0										
B. Stokley		2	44	22.0	36	1	T. Jones		2	21	10.5	12	0										
C. Jackson		1	19	19.0	19	0	L. Coles		2	2	1.0	4	0										
D. Jackson		1	6	6.0	6	0	B. Smith		1	10	10.0	10	0										
							C. Baker		1	7	7.0	7	0										
TOTAL		27	357	13.2	59	2	TOTAL		23	247	10.7	34	0										
INTERCEPTIONS		NO	YDS	AVG	LG	TD	INTERCEPTIONS		NO	YDS	AVG	LG	TD										
D. Bly		1	0	0.0	0	0	D. Lowery		1	0	0.0	0	0										
TOTAL		1	0	0.0	0	0	TOTAL		1	0	0.0	0	0										
PUNTING		NO	YDS	AVG	NET	TB	IN20	LG	PUNTING		NO	YDS	AVG	NET	TB	IN20	LG						
B. Kern		5	214	42.8	41.4	0	4	52	R. Hodges		4	164	41.0	41.0	0	2	44						
TOTAL		5	214	42.8	41.4	0	4	52	TOTAL		4	164	41.0	41.0	0	2	44						
PUNT RETURNS		NO	YDS	AVG	FC	LG	TD	PUNT RETURNS		NO	YDS	AVG	FC	LG	TD								
M. Haggan		1	0	0.0	0	0	0	L. Washington		2	7	3.5	0	5	0								
[DOWNED]		3	0	0.0	0	0	0	[DOWNED]		2	0	0.0	0	0	0								
								[OUT OF BOUNDS]		1	0	0.0	0	0	0								
RETURNS		1	0	0.0	0	0	0	RETURNS		2	7	3.5	0	5	0								
KICKOFF RETURNS		NO	YDS	AVG	FC	LG	TD	KICKOFF RETURNS		NO	YDS	AVG	FC	LG	TD								
E. Royal		3	32	10.7	0	17	0	L. Washington		4	87	21.8	0	31	0								
J. Engelberger		0	0	0.0	1	0	0	D. Bowers		1	14	14.0	0	14	0								
								D. Keller		1	9	9.0	0	9	0								
								[TOUCHBACK]		1	0	0.0	0	0	0								
RETURNS		3	32	10.7	1	17	0	RETURNS		6	110	18.3	0	31	0								
Denver Broncos		Fum	Lost	Own	Yds	TD	FF	Rec.	Yds	TD	Bnds	New York Jets		Fum	Lost	Own	Yds	TD	FF	Rec.	Yds	TD	Bnds
E. Dumervil		0	0	0	0	0	0	1	23	1	0	B. Favre		1	0	0	0	0	0	0	0	0	0
V. Fox		0	0	0	0	0	0	1	23	1	0	T. Jones		1	0	0	0	0	0	0	0	0	0
												B. Smith		1	1	0	-16	0	0	0	0	0	0
												OTHERS		0	2	0	0	0	0	0	0	0	0
TOTAL		0	0	0	0	0	1	1	23	1	0	TOTAL		3	1	2	-16	0	0	0	0	0	0

FINAL TEAM STATISTICS

BRONCOS				JETS				BRONCOS				JETS			
TOTAL FIRST DOWNS		23	22	FGs - PATs Had Blocked		0-0	0-0								
By Rushing		9	4	Net Punting Average		41.4	41.0								
By Passing		14	14	TOTAL RETURN YARDAGE (Not Including Kickoffs)		0	7								
By Penalty		0	4	No. and Yards Punt Returns		1-0	2-7								
THIRD DOWN EFFICIENCY		3-11-27%	3-11-27%	No. and Yards Kickoff Returns		3-32	6-110								
FOURTH DOWN EFFICIENCY		0-0-0%	0-3-0%	No. and Yards Interception Returns		1-0	1-0								
TOTAL NET YARDS		484	383	PENALTIES Number and Yards		6-64	4-25								
Total Offensive Plays (inc. times thrown passing)		68	64	FUMBLES Number and Lost		0-0	3-1								
Average gain per offensive play		7.1	6.0	TOUCHDOWNS		4	2								
NET YARDS RUSHING		127	142	Rushing		1	2								
Total Rushing Plays		25	19	Passing		1	2								
Average gain per rushing play		5.1	7.5	Fumbles		1	0								
Tackles for a loss-number and yards		2-2	1-2	EXTRA POINTS Made-Attempts		4-4	2-2								
NET YARDS PASSING		357	241	Kicking Made-Attempts		4-4	2-2								
Times thrown - yards lost attempting to pass		0-0	2-6	FIELD GOALS Made-Attempts		2-2	1-1								
Gross yards passing		357	247	RED ZONE EFFICIENCY		1-4-25%	0-2-0%								
PASS ATTEMPTS-COMPLETIONS-HAD INTERCEPTED		43-27-1	43-23-1	GOAL TO GO EFFICIENCY		1-2-50%	0-2-0%								
Avg gain per pass play (inc. # thrown passing)		8.3	5.4	SAFETIES		3	17								
KICKOFFS Number-In End Zone-Touchbacks		7-1-1	4-0-0	FINAL SCORE		34	17								
PUNTS Number and Average		5-42.8	4-41.0	TIME OF POSSESSION		31:55	28:05								
Had Blocked		0	0												

BRONCOS DEFENSIVE STATISTICS

(based on coaches' film review)

PLAYER	UT	A	TT	S-YDS	I-YDS	PD	FF	FR	PLAYER	UT	A	TT	S-YDS	I-YDS	PD	FF	FR
W. Woodyard	11	2	13	0-0	0-0	0	1	0	D. Robertson	2	1	3	0-0	0-0	0	1	0
J. Winborn	9	3	12	0-0	0-0	2	0										

13  **Denver 24, Kansas City 17**
Sunday, Dec. 7, 2008 • 2:05 p.m. MST • INVESCO Field at Mile High • Denver
WEATHER: Partly Cloudy, 64°, Wind SW 4 mph • TIME: 2:55 • ATTENDANCE: 75,187

The Denver Broncos overcame a 17-7 second-quarter deficit to defeat the Kansas City Chiefs 24-17 on Sunday in front of 75,187 fans at INVESCO Field at Mile High.

Denver, which posted its highest time-of-possession total (36:38) in more than a year, snapped its three-game home losing streak with the win. The Broncos converted a season-best 64.3 percent (9-of-14) of their third-down attempts en route to registering 425 yards of offense and scoring touchdowns on three drives of at least 80 yards.

Behind an offensive line that did not allow a sack for the third consecutive game, Denver quarterback Jay Cutler completed a career-best 80 percent (32-of-40) of his passes for 286 yards with two touchdowns and one interception for a 102.7 passer rating. He completed 11 passes to wide receiver Brandon Marshall, who finished the game with 91 receiving yards and two touchdowns to eclipse the 1,000-yard receiving mark for the second year in a row.

Two Broncos gained at least 50 rushing yards with Peyton Hillis (8-58, 7.3 avg., 1 TD) and Tatum Bell (11-52, 4.7 avg.), leading a Denver ground game that posted 139 yards on 30 carries (4.6 avg.). Hillis, a rookie, scored a rushing touchdown for the fourth consecutive game.

Kansas City took a 10-0 lead in the first quarter following a 26-yard field goal by kicker Connor Barth and a 27-yard interception return for a touchdown by cornerback Maurice Leggett.

The Broncos responded with an 11-play, 80-yard scoring drive that culminated with Hillis' 18-yard rushing touchdown with 26 seconds left in the opening period to trim the Chiefs' lead to 10-7.

The teams exchanged touchdowns in the second quarter, sending Kansas City into halftime ahead 17-14. Quarterback Tyler Thigpen increased the Chiefs' lead to 17-7 when he drove his offense 80 yards on 17 plays in 7:24 for a 13-yard touchdown pass to tight end Tony Gonzalez. Denver answered the score with a seven-minute touchdown drive of its own with Cutler finding Marshall for a 12-yard scoring pass with 1:05 left in the first half.

In the second half, the Broncos took control of the game by holding Kansas City to just 109 yards of offense and posting a commanding advantage in time of possession (20:30-to-9:30).

A 33-yard field goal by kicker Matt Prater on Denver's opening drive of the third quarter tied the game at 17 before Marshall's second touchdown grab gave Denver a 24-17 lead early in the fourth quarter. That drive covered a season-long 95 yards on 12 plays and marked Cutler's fourth game-winning drive this season.

Denver's defense forced a turnover on downs when it stopped the Chiefs on a fourth-and-goal from its 5-yard line with 4:44 remaining to seal the win.

OFFICIALS:

Referee — Scott Green (19); **Umpire** — Scott Dawson (70); **Head Linesman** — Tony Veteri (36); **Line Judge** — Thomas Symonette (100); **Side Judge** — Larry Rose (128); **Field Judge** — Doug Rosenbaum (67); **Back Judge** — Jim Howey (37); **Replay** — Bobby Skelton.

DENVER BRONCOS

OFFENSE		DEFENSE	
WR 15	B. Marshall	LE 91	E. Ekuban
LT 78	R. Clady	LT 63	D. Robertson
LG 50	B. Hamilton	RT 79	M. Thomas
C 62	C. Wiegmann	RE 92	E. Dumervil
RG 73	C. Kuper	WLB 59	W. Woodyard
RT 74	R. Harris	MLB 58	N. Webster
TE 89	D. Graham	SLB 51	J. Winborn
WR 19	E. Royal	LCB 34	J. Bell
WR 14	B. Stokley	RCB 32	D. Bly
QB 6	J. Cutler	SS 33	M. Manuel
RB 22	P. Hillis	FS 39	V. Fox

BRONCOS SUBSTITUTIONS: P 1 B. Kern, K 5 M. Prater, WR 16 C. Jackson, RB 21 T. Bell, CB 26 J. Williams, S 36 J. Barrett, S 37 C. Lowry, CB 41 K. Paymah, FB/LB 46 S. Larsen, LB 52 L. Green, LB 53 N. Koutouvides, LB 57 M. Haggan, DE 60 J. Engelberger, C 67 K. Lichtensteiger, T 76 T. Polumbus, WR 82 D. Jackson, TE/LB 83 M. Leach, TE 85 C. Mustard, TE 88 T. Scheffler, DT 90 K. Peterson, DT 93 N. Clemons, DE 94 J. Moss. **DID NOT PLAY:** QB 4 D. Hackney. **INACTIVE:** S 20 M. McCree, CB 24 C. Bailey, RB 31 P. Pope, RB 35 S. Young, FB 38 A. Pinnock, S 43 H. Jones, LB 55 D. Williams, DE 96 T. Crowder.

KANSAS CITY CHIEFS

OFFENSE		DEFENSE	
WR 82	D. Bowe	LE 91	T. Hali
TE 87	B. Cottam	LT 93	T. Dorsey
LT 76	B. Albert	RT 72	G. Dorsey
LG 54	B. Waters	RE 94	J. Babin
C 64	R. Niswanger	MLB 56	D. Johnson
RG 74	W. Smith	OLB 50	R. Boiman
RT 77	D. McIntosh	CB 31	M. Leggett
TE 88	T. Gonzalez	LCB 39	B. Carr
WR 81	D. Darling	RCB 24	B. Flowers
QB 4	T. Thigpen	FS 44	J. Page
RB 27	L. Johnson	SS 49	B. Pollard

CHIEFS SUBSTITUTIONS: P 2 D. Colquitt, K 5 C. Barth, WR 14 K. Robinson, RB 25 J. Charles, RB 26 J. Battle, CB 30 R. Colquhoun, CB 34 D. Macklin, S 35 O. Celestin, S 38 D. Morgan, FB 42 M. Cox, S 47 J. McGraw, LS 48 T. Gafford, LB 52 C. Gatewood, LB 53 D. Williams, T 67 B. Richardson, DE 70 A. Boone, T 75 H. Taylor, WR 80 J. Webb, WR 85 W. Franklin, DE 92 W. Gilberry, DT 95 R. Edwards, DE 96 A. Studebaker. **DID NOT PLAY:** QB 8 Q. Gray. **INACTIVE:** CB 23 P. Surtain, TE 45 M. Merritt, LB 55 P. Thomas, LB 59 D. Edwards, G 65 T. Washington, T 71 A. Carnahan, G 73 A. Jones, WR 83 M. Bradley.

	1	2	3	4	OT	TOTAL	FIELD GOALS (made /) missed
VISITOR Kansas City Chiefs	10	7	0	0	—	17	C. Barth (26)
HOME Denver Broncos	7	7	3	7	—	24	M. Prater (33) 48WR

Team	Qtr	Clock Time	PLAY DESCRIPTION (Extra Point) (Drive Info)	SCORE	
				Visitor	Home
CHIEFS	1	7:30	C. Barth 26 yd. Field Goal (6-43, 3:39)	3	0
CHIEFS	1	5:53	M. Leggett 27 yd. interception return (C. Barth kick)	10	0
BRONCOS	1	0:26	P. Hillis 18 yd. run (M. Prater kick) (11-80, 5:27)	10	7
CHIEFS	2	8:02	T. Gonzalez 13 yd. pass from T. Thigpen (C. Barth kick) (17-80, 7:24)	17	7
BRONCOS	2	1:05	B. Marshall 12 yd. pass from J. Cutler (M. Prater kick) (14-80, 6:57)	17	14
BRONCOS	3	8:17	M. Prater 33 yd. Field Goal (12-66, 6:43)	17	17
BRONCOS	4	10:10	B. Marshall 6 yd. pass from J. Cutler (M. Prater kick) (12-95, 6:07)	17	24

FINAL INDIVIDUAL STATISTICS																					
Kansas City Chiefs							Denver Broncos														
RUSHING	ATT	YDS	AVG	LG	TD		RUSHING	ATT	YDS	AVG	LG	TD									
L. Johnson	11	36	3.3	11	0		P. Hillis	8	58	7.3	18	1									
T. Thigpen	6	34	5.7	12	0		T. Bell	11	52	4.7	28	0									
J. Charles	1	13	13.0	13	0		J. Cutler	8	16	2.0	8	0									
TOTAL	18	83	4.6	13	0		TOTAL	30	139	4.6	28	1									
PASSING	ATT	CMP	YDS	TD	LG	INT	PASSING	ATT	CMP	YDS	TD	LG	INT								
T. Thigpen	32	17	187	1/10	1	34	0	81.1	J. Cutler	40	32	286	0/0	2	25	1	102.7				
TOTAL	32	17	187	1/10	1	34	0	81.1	TOTAL	40	32	286	0/0	2	25	1	102.7				
PASS RECEIVING	NO	YDS	AVG	LG	TD		PASS RECEIVING	NO	YDS	AVG	LG	TD									
D. Bowe	7	96	13.7	34	0		B. Marshall	11	91	8.3	21	2									
T. Gonzalez	5	73	14.6	24	1		E. Royal	6	42	7.0	18	0									
J. Charles	3	12	4.0	9	0		T. Scheffler	5	61	12.2	20	0									
J. Webb	1	8	8.0	8	0		D. Graham	3	32	10.7	25	0									
J. Battle	1	-2	-2.0	-2	0		B. Stokley	2	19	9.5	16	0									
TOTAL	17	187	11.0	34	1		TOTAL	32	286	8.9	25	2									
INTERCEPTIONS	NO	YDS	AVG	LG	TD		INTERCEPTIONS	NO	YDS	AVG	LG	TD									
M. Leggett	1	27	27.0	27	1			0	0	0.0	—	0									
TOTAL	1	27	27.0	27	1		TOTAL	0	0	0.0	—	0									
PUNTING	NO	YDS	AVG	NET	TB	IN20	LG	PUNTING	NO	YDS	AVG	NET	TB	IN20	LG						
D. Colquitt	3	153	51.0	37.7	2	1	56	B. Kern	1	52	52.0	20.0	0	0	52						
TOTAL	3	153	51.0	37.7	2	1	56	TOTAL	1	52	52.0	20.0	0	0	52						
PUNT RETURNS	NO	YDS	AVG	FC	LG	TD		PUNT RETURNS	NO	YDS	AVG	FC	LG	TD							
K. Robinson	1	32	32.0	0	32	0		[DOWNED]	1	0.0	0.0	0	—	0							
TOTAL	1	32	32.0	0	32	0		[TOUCHBACK]	2	0.0	0.0	0	—	0							
RETURNS	1	32	32.0	0	32	0		RETURNS	0	0.0	0.0	0	—	0							
KICKOFF RETURNS	NO	YDS	AVG	FC	LG	TD		KICKOFF RETURNS	NO	YDS	AVG	FC	LG	TD							
K. Robinson	3	82	27.3	0	29	0		E. Royal	2	40	20.0	0	22	0							
J. Charles	1	40	40.0	0	40	0		[TOUCHBACK]	2	0	0.0	0	—	0							
[TOUCHBACK]	1	0	0.0	0	—	0		RETURNS	2	40	20.0	0	22	0							
RETURNS	4	122	30.5	0	40	0		TOTAL	2	40	20.0	0	22	0							
Kansas City Chiefs	Own	Fumbles	Lost	Rec.	Yds	TD	Opp. FF Rec.	Yds	TD	Out Bnds	Denver Broncos	Own	Fumbles	Lost	Rec.	Yds	TD	Opp. FF Rec.	Yds	TD	Out Bnds
J. Cutler	1	0	0	-5	0	0	0	0	0	0	J. Cutler	1	0	0	-5	0	0	0	0	0	0
T. Scheffler	0	0	1	0	0	0	0	0	0	0	T. Scheffler	0	0	1	0	0	0	0	0	0	0
TOTAL	0	0	0	0	0	0	0	0	0	0	TOTAL	1	0	1	-5	0	0	0	0	0	0

FINAL TEAM STATISTICS													
CHIEFS							BRONCOS						
TOTAL FIRST DOWNS	14	27	FGs - PATs Had Blocked	0-0	0-0								
By Rushing	6	9	Net Punting Average	37.7	20.0								
By Passing	8	18	TOTAL RETURN YARDAGE (Not Including Kickoffs)	59	0								
By Penalty	0	0	No. and Yards Punt Returns	1-32	0-0								
THIRD DOWN EFFICIENCY	5-12-42%	9-14-64%	No. and Yards Kickoff Returns	4-122	2-40								
FOURTH DOWN EFFICIENCY	1-2-50%	0-0-0%	No. and Yards Interception Returns	1-27	0-0								
TOTAL NET YARDS	260	425	PENALTIES Number and Yards	1-5	1-5								
Total Offensive Plays (inc. times thrown passing)	51	70	FUMBLES Number and Lost	0-0	1-0								
Average gain per offensive play	5.1	6.1	TOUCHDOWNS	2	3								
NET YARDS RUSHING	83	139	Rushing	0	1								
Total Rushing Plays	18	30	Passing	1	2								
Average gain per rushing play	4.6	4.6	Interception Returns	1	0								
Tackles for a loss-number and yards	0-0	0-0	EXTRA POINTS Made-Attempts	2-2	3-3								
NET YARDS PASSING	177	286	Kicking Made-Attempts	2-2	3-3								
Times thrown - yards lost attempting to pass	1-10	0-0	FIELD GOALS Made-Attempts	1-1	1-2								
Gross yards passing	187	286	RED ZONE EFFICIENCY	1-3-33%	3-4-75%								
PASS ATTEMPTS-COMPLETIONS-HAD INTERCEPTED	32-17-0	40-32-1	GOAL TO GO EFFICIENCY	0-1-0%	2-2-100%								
Avg gain per pass play (inc. # thrown passing)	5.4	7.2	SAFETIES	0	24								
KICKOFFS Number-In End Zone-Touchbacks	4-3-2	5-5-1	FINAL SCORE	17	24								
PUNTS Number and Average	3-51.0	1-52.0	TIME OF POSSESSION	23:22	36:38								
Had Blocked	0	0											

BRONCOS DEFENSIVE STATISTICS																	
(Based on coaches' film review)																	
PLAYER	UT	A	TT	S-YDS	I-YDS	PD	FF	FR	PLAYER	UT	A	TT	S-YDS	I-YDS	PD	FF	FR
W. Woodyard	8	0	8	0-0	0-0	1	0	0	V. Fox	2	0	2	0-0	0-0	0	0	0
J. Bell	6	1	7	0-0	0-0	0	0	0	K. Peterson	1	1	2	0-0	0-0	0	0	0
D. Bly																	



Carolina 30, Denver 10

Sunday, Dec. 14, 2008 • 4:15 p.m. EST • Bank of America Stadium • Charlotte, N.C.

WEATHER: Cloudy, 46°, Wind NW 5 mph • TIME: 2:52 • ATTENDANCE: 73,690

The Denver Broncos' three-game road winning streak came to an end with a 30-10 loss to the Carolina Panthers on Sunday in front of 73,690 fans at Bank of America Stadium.

Denver scored its only points of the game on its first two possessions before Carolina pulled away, scoring the game's final 23 points to improve to 11-3 on the season.

The Panthers totaled 400 yards of offense, averaging 7.1 yards per play, and relied on a passing game led by wide receiver Steve Smith's nine receptions for 165 yards (18.3 avg.) with one score.

Quarterback Jay Cutler completed 21-of-33 passes for 172 yards with one touchdown and one interception for Denver, which averaged 5.3 yards per rush (23-121). Running backs P.J. Pope (7-51) and Tatum Bell (7-43) combined to total 14 carries for 94 yards (6.7 avg.).

After taking the game's opening kickoff, the Broncos put together an impressive 9-play, 61-yard touchdown drive to take the early lead. Cutler capped off the drive when he found Pope on a swing pass to the left from seven yards out, giving Denver a 7-0 advantage at the 10:58 mark.

The Panthers answered on the ensuing possession with quarterback Jake Delhomme connecting with Smith three times for 66 yards on the drive, including for a 15-yard touchdown that tied the game at 7 with 8:21 left in the opening quarter.

Denver regained its lead a short time later on kicker Matt Prater's 43-yard field goal with 3:37 left in the first quarter. Wide receiver Brandon Marshall sparked the 10-play, 55-yard drive with catches of 19 and 12 yards.

Late in the first quarter, the Panthers took advantage of a Broncos interception that gave them a starting field position at the Denver 31-yard line. Four plays later, John Kasay's 39-yard field goal tied the game at 10.

The Panthers took their first lead of the game, 17-10, on their opening drive of the second quarter when running back Jonathan Stewart found the end zone on a 2-yard run at the 6:29 mark.

With time winding down in the first half, Carolina again turned a Broncos turnover in their own territory into points. The Panthers recovered a Denver fumble with seven seconds left in the half, setting up a field goal that sent them into halftime ahead 20-10.

Four plays into the second half, Carolina running back DeAngelo Williams broke loose for a 56-yard touchdown run that gave the Panthers a 27-10 lead at the 12:49 mark of the third quarter.

The Broncos punted on their first two drives of the second half and missed a field goal attempt on their third drive. Early in the fourth quarter, Carolina extended its lead to 30-10 on Kasay's third field goal (42 yards) of the game. The Panthers ran the ball six times for 27 yards on that 39-yard scoring drive to move into position for the game's final score.

OFFICIALS:

Referee — Alberto Riveron (57); Umpire — Roy Ellison (81); Head Linesman — Ed Camp (134); Line Judge — Ron Phares (10); Side Judge — Joe Larrew (73); Field Judge — Steve Zimmer (33); Back Judge — Lee Dyer (27); Replay — John McGrath.

DENVER BRONCOS

OFFENSE		DEFENSE	
WR 15	B. Marshall	LE 91	E. Ekuban
LT 78	R. Clady	LT 63	D. Robertson
LG 50	B. Hamilton	RT 79	M. Thomas
C 62	C. Wiegmann	RE 92	E. Dumeryard
RG 73	C. Kuper	WLB 59	W. Woodyard
RT 74	R. Harris	MLB 58	N. Webster
TE 89	D. Graham	SLB 51	J. Winborn
WR 19	E. Royal	WLB 55	D. Williams
QB 6	J. Cutler	LCB 34	J. Bell
RB 21	T. Bell	RCB 32	D. Bly
TE 88	T. Scheffler	SS 36	J. Barrett

BRONCOS SUBSTITUTIONS: P 1 B. Kern, K 5 M. Prater, WR 14 B. Stokley, CB 26 J. Williams, RB 31 P. Pope, S 33 M. Manuel, RB 35 S. Young, S 39 V. Fox, CB 41 K. Paymah, LB 52 L. Green, LB 53 N. Koutouvides, LB 57 M. Haggan, DE 60 J. Engelberger, C 67 K. Lichtensteiger, T 76 T. Polumbus, WR 82 D. Jackson, TE/LS 83 M. Leach, TE 85 C. Mustard, DT 90 K. Peterson, DT 93 N. Clemons, DE 94 J. Moss. **DID NOT PLAY:** QB 4 D. Hackney, TE 87 J. Putzier. **INACTIVE:** WR 16 C. Jackson, S 20 M. McCree, CB 24 C. Bailey, RB 30 C. Boyd, FB 38 A. Pinnock, FB/LB 46 S. Larsen, G 72 P. Murray, DE 96 T. Crowder.

CAROLINA PANTHERS

OFFENSE		DEFENSE	
WR 89	S. Smith	LDE 96	T. Brayton
LT 69	J. Gross	LDT 99	M. Kemoeatu
LG 70	T. Wharton	RDT 92	D. Lewis
C 67	R. Kalil	RDE 90	J. Peppers
RG 68	K. Vincent	SLB 53	N. Biggs
RT 79	J. Otah	MLB 52	J. Beason
TE 47	J. King	WLB 58	T. Davis
WR 87	M. Muhammad	LCB 20	C. Gamble
QB 17	J. Delhomme	RCB 21	K. Lucas
RB 34	D. Williams	SS 43	C. Harris
FB 45	B. Hoover	FS 30	C. Godfrey

PANTHERS SUBSTITUTIONS: K 4 J. Kasay, K 5 R. Lloyd, P 7 J. Baker, CB 23 D. Wesley, S 25 N. Salley, S 26 Q. Teal, CB 27 N. Wilson, RB 28 J. Stewart, CB 31 R. Marshall, RB 37 N. Goings, LB 50 J. Anderson, LB 54 L. Johnson, LB 55 D. Curry, LB 56 J. Kyle, C 63 G. Hangartner, G 73 J. Bridges, WR 80 D. Jarrett, TE 82 G. Barnidge, WR 84 M. Jones, TE 88 D. Rosario, DT 91 G. Gibson, DE 95 C. Johnson. **INACTIVE:** 3QB 3 M. Moore, WR 18 D. Hackett, LB 59 A. Seward, G 65 M. Bernadeau, DE 66 H. Taylor, T 76 F. Omiyale, WR 81 K. Moore, DT 93 D. Walker.

	1	2	3	4	OT	TOTAL	FIELD GOALS (made /) missed	
VISITOR Denver Broncos	10	0	0	0	—	10	M. Prater	(43) 47WR
HOME Carolina Panthers	10	10	7	3	—	30	J. Kasay	(39) (44) (42)

Team	Qtr	Clock Time	PLAY DESCRIPTION (Extra Point) (Drive Info)	SCORE	
				Visitor	Home
BRONCOS	1	10:58	P. Pope 7 yd. pass from J. Cutler (M. Prater kick) (9-61, 4:02)	7	0
PANTHERS	1	8:21	S. Smith 15 yd. pass from J. Delhomme (J. Kasay kick) (6-74, 2:37)	7	7
BRONCOS	1	3:37	M. Prater 43 yd. Field Goal (10-55, 4:44)	10	7
PANTHERS	1	0:10	J. Kasay 39 yd. Field Goal (4-6, 1:34)	10	10
PANTHERS	2	6:29	J. Stewart 2 yd. run (J. Kasay kick) (9-73, 5:36)	10	17
PANTHERS	2	0:00	J. Kasay 44 yd. Field Goal (2--2, 0:07)	10	20
PANTHERS	3	12:49	D. Williams 56 yd. run (J. Kasay kick) (4-80, 2:11)	10	27
PANTHERS	4	11:22	J. Kasay 42 yd. Field Goal (9-39, 5:25)	10	30

FINAL INDIVIDUAL STATISTICS

Denver Broncos											Carolina Panthers										
RUSHING		ATT	YDS	AVG	LG	TD	RUSHING		ATT	YDS	AVG	LG	TD								
P. Pope	7	51	7.3	24	0	D. Williams	12	88	7.3	56	1										
T. Bell	7	43	6.1	16	0	J. Stewart	16	52	3.3	10	1										
S. Young	6	19	3.2	7	0	S. Smith	1	9	9.0	9	0										
J. Cutler	2	9	4.5	5	0	J. Delhomme	1	-2	-2.0	-2	0										
T. Scheffler	1	-1	-1.0	-1	0	TOTAL					30	147	4.9	56	2						
TOTAL	23	121	5.3	24	0	TOTAL					30	147	4.9	56	2						
PASSING		ATT	CMP	YDS	TKD/ YD	TD	LG	IN	Rtg.	PASSING		ATT	CMP	YDS	TKD/ YD	TD	LG	IN	Rtg.		
J. Cutler	33	21	172	3/14	1	19	1	74.3	J. Delhomme	26	17	253	0/0	1	38	1	93.9				
TOTAL	33	21	172	3/14	1	19	1	74.3	TOTAL	26	17	253	0/0	1	38	1	93.9				
PASS RECEIVING		NO	YDS	AVG	LG	TD	PASS RECEIVING		NO	YDS	AVG	LG	TD								
E. Royal	6	48	8.0	13	0	S. Smith	9	165	18.3	38	1										
B. Marshall	5	48	9.6	19	0	M. Muhammad	4	70	17.5	27	0										
D. Graham	3	25	8.3	16	0	D. Williams	3	3	1.0	4	0										
P. Pope	3	24	8.0	16	1	J. King	1	15	15.0	15	0										
B. Stokley	2	20	10.0	11	0	TOTAL					17	253	14.9	38	1						
T. Bell	2	7	3.5	6	0	TOTAL					17	253	14.9	38	1						
TOTAL	21	172	8.2	19	1	TOTAL					17	253	14.9	38	1						
INTERCEPTIONS		NO	YDS	AVG	LG	TD	INTERCEPTIONS		NO	YDS	AVG	LG	TD								
J. Barrett	1	34	34.0	34	0	C. Gamble	1	4	4.0	4	0										
TOTAL	1	34	34.0	34	0	TOTAL	1	4	4.0	4	0										
PUNTING		NO	YDS	AVG	NET	TB	IN20	LG	PUNTING		NO	YDS	AVG	NET	TB	IN20	LG				
B. Kern	5	241	48.2	39.8	1	0	57	J. Baker	4	159	39.8	40.5	0	3	50						
TOTAL	5	241	48.2	39.8	1	0	57	TOTAL	4	159	39.8	40.5	0	3	50						
PUNT RETURNS		NO	YDS	AVG	FC	LG	TD	PUNT RETURNS		NO	YDS	AVG	FC	LG	TD						
E. Royal	1	-3	-3.0	2	-3	0	M. Jones	2	22	11.0	2	16	0								
[DOWNED]	1	0	0.0	0	—	0	[TOUCHBACK]	1	0	0.0	0	—	0								
RETURNS	1	-3	-3.0	2	-3	0	RETURNS	2	22	11.0	2	16	0								
KICKOFF RETURNS		NO	YDS	AVG	FC	LG	TD	KICKOFF RETURNS		NO	YDS	AVG	FC	LG	TD						
E. Royal	3	74	24.7	0	39	0	M. Jones	3	60	20.0	0	24	0								
S. Young	1	25	25.0	0	25	0	RETURNS					3	60	20.0	0	24	0				
C. Mustard	1	17	17.0	0	17	0	RETURNS					3	60	20.0	0	24	0				
[TOUCHBACK]	1	0	0.0	0	—	0	RETURNS					3	60	20.0	0	24	0				
RETURNS	5	116	23.2	0	39	0	RETURNS					3	60	20.0	0	24	0				
Denver Broncos		Fum	Lost	Own Yds	TD	Opp. FF	Rec.	Yds	TD	Out Bnds	Carolina Panthers		Fum	Lost	Own Yds	TD	Opp. FF	Rec.	Yds	TD	Out Bnds
S. Young	1	1	0	0	0	0	0	0	0	0	C. Godfrey	0	0	0	0	0	0	0	0	0	0
T. Brayton	0	0	0	0	0	0	0	0	0	0	T. Brayton	0	0	0	0	0	1	1	0	0	0
TOTAL	1	1	0	0	0	0	0	0	0	0	TOTAL	0	0	0	0	0	1	1	0	0	0

FINAL TEAM STATISTICS

BRONCOS		PANTHERS		BRONCOS		PANTHERS	
TOTAL FIRST DOWNS	15	18	FGs - PATs Had Blocked	0-0	0-0		
By Rushing	4	7	Net Punting Average	39.8	40.5		
By Passing	10	11	TOTAL RETURN YARDAGE (Not Including Kickoffs)	31	26		
By Penalty	1	0	No. and Yards Punt Returns	1-3	2-22		
THIRD DOWN EFFICIENCY	6-13-46%	4-10-40%	No. and Yards Kickoff Returns	5-116	3-60		
FOURTH DOWN EFFICIENCY	0-0-0%	0-0-0%	No. and Yards Interception Returns	1-34	1-4		
TOTAL NET YARDS	279	400	PENALTIES Number and Yards	3-25	5-35		
Total Offensive Plays (inc. times thrown passing)	59	56	FUMBLES Number and Lost	1-1	0-0		
Average gain per offensive play	4.7	7.1	TOUCHDOWNS	1	3		
NET YARDS RUSHING	121	147	Rushing	0	2		
Total Rushing Plays	23	30	Passing	1	1		
Average gain per rushing play	5.3	4.9	EXTRA POINTS Made-Attempts	1-1	3-3		
Tackles for a loss-number and yards	2-2	4-8	Kicking Made-Attempts	1-1	3-3		
NET YARDS PASSING	158	253	FIELD GOALS Made-Attempts	1-2	3-3		
Times thrown - yards lost attempting to pass	3-14	0-0	RED ZONE EFFICIENCY	1-2-50%	2-2-100%		
Gross yards passing	172	253	GOAL TO GO EFFICIENCY	0-0-0%	1-1-100%		
PASS ATTEMPTS-COMPLETIONS-HAD INTERCEPTED	33-21-1	26-17-1	SAFETIES	0	0		
Avg gain per pass play (inc. # thrown passing)	4.4	9.7	FINAL SCORE	10	30		
KICKOFFS Number-In End Zone-Touchbacks	3-0-0	6-3-1	TIME OF POSSESSION	29:10	30:50		
PUNTS Number and Average	5-48.2	4-39.8					
Had Blocked	0	0					

BRONCOS DEFENSIVE STATISTICS

(Based on coaches' film review)

PLAYER	UT	A	TT	S-YDS	I-YDS	PD	FF	FR	PLAYER	UT	A	TT	S-YDS	I-YDS	PD	FF	FR
J. Barrett	7	4	11	0-0	1-34	1	0	0	N. Clemons	1	1	2	0-0	0-0	1	0	0
J. Bell	9	0	9	0-0	0-0	1	0	0	V. Fox	2	0	2	0-0	0-0	0	0	0
D. Bly	6	0	6	0-0	0-0	0	0	0	M. Manuel	2	0	2	0-0	0-0	0	0	0
N. Webster	3	3	6	0-0	0-0	0	0	0	K. Peterson	2	0	2	0-0	0-0	0	0	0
J. Winborn	1	6	0-0	0-0	1	0	0	0	W. Woodyard	2	0	2	0-0	0-0	0	0	0
M. Thomas	2	3	5	0-0	0-0	0	0	0	E.								



Buffalo 30, Denver 23

Sunday, Dec. 21, 2008 • 2:06 p.m. MST • INVESCO Field at Mile High • Denver

WEATHER: Sunny, 17°, Wind N 8 mph • TIME: 3:05 • ATTENDANCE: 74,539

In the second-coldest game (17°) ever played at INVESCO Field at Mile High, the Denver Broncos were unable to hold on to their 13-0 second-quarter lead as the Buffalo Bills rallied for a 30-23 win on Sunday in front of 74,539 fans.

The Broncos accounted for 532 yards of offense on 73 plays (7.3 avg.) and held the ball for 33:11 while limiting the Bills to 275 yards. Denver struggled in the red zone, however, scoring touchdowns just twice on six opportunities inside the 20-yard line.

On fourth and goal from Buffalo's 15-yard line with 39 seconds left to play and Denver trailing 30-23, quarterback Jay Cutler's pass reached the hands of wide receiver Brandon Stokley in the end zone but was broken up to seal the Bills' victory.

Cutler threw for 359 yards to clear the 4,000-yard passing mark for the season en route to setting a Broncos single-year record for passing yards (4,210). He accounted for both of Denver's touchdowns on rushing scores.

Rookie wide receiver Eddie Royal, who had five catches for 57 yards, notched his fifth 50-yard play of the year with a 71-yard run that set up a Denver field goal. The Broncos' leading receiver was Brandon Marshall, who had 10 receptions for 129 yards (12.9 avg.) for his sixth-career 10-catch game.

The Broncos scored on their first three possessions to take a 13-0 lead early in the second quarter.

On the game's opening drive, Broncos running back P.J. Pope accounted for 42 rushing yards to move Denver into position for Cutler's 2-yard touchdown run. Two Matt Prater field goals (23 and 30 yards) on back-to-back drives gave the Broncos a 13-0 advantage at 13:12 of the second quarter.

With 7:43 to play in the half, kicker Rian Lindell put Buffalo on the board with a 37-yard field goal. The Bills trimmed Denver's lead to 13-10 at halftime with running back Marshawn Lynch's 2-yard touchdown run with 15 seconds left in the quarter.

In the second half, the Bills posted field goals on their opening two drives to take a 16-13 lead with 4:58 left in the third quarter. Buffalo took advantage of excellent field position on those drives with each beginning past its 40-yard line.

The Broncos answered the scores with a 9-play, 84-yard touchdown drive that culminated with Cutler's 6-yard touchdown run. It gave Denver a 20-16 lead with less than a minute left in the third quarter.

On the ensuing possession, the Bills regained the lead, 23-20, with quarterback Trent Edwards' 3-yard touchdown pass to wide receiver Steve Johnson on third down.

With 11:03 left in regulation, Prater made a 43-yard field goal to tie the score at 23. The Bills began their next drive at the Denver 45-yard line, and four plays later, Buffalo running back Fred Jackson found the end zone on an 8-yard run for what proved to be the game-winning score with 8:54 to play.

OFFICIALS:

Referee — Terry McAulay (77); **Umpire** — Bruce Stritesky (102); **Head Linesman** — Wayne Mackie (106); **Line Judge** — Mark Steinkercher (84); **Side Judge** — Michael Banks (72); **Field Judge** — Dyrrol Prioleau (109); **Back Judge** — Robert Lawing (17); **Replay** — Earnie Frantz.

DENVER BRONCOS

OFFENSE		DEFENSE	
WR 15	B. Marshall	LE 91	E. Ekuban
TE 88	T. Scheffler	LT 63	D. Robertson
LT 78	R. Clady	RT 79	M. Thomas
LG 50	B. Hamilton	RE 92	E. Dumervil
C 62	C. Wiegmann	WLB 55	D. Williams
RG 73	C. Kuper	MLB 58	N. Webster
RT 74	R. Harris	SLB 51	J. Winborn
TE 89	D. Graham	LCB 24	C. Bailey
WR 19	E. Royal	RCB 32	D. Bly
QB 6	J. Cutler	SS 33	M. Manuel
RB 31	P. Pope	FS 36	J. Barrett

BRONCOS SUBSTITUTIONS: P 1 B. Kern, K 5 M. Prater, WR 14 B. Stokley, RB 21 T. Bell, CB 34 J. Bell, RB 35 S. Young, S 39 V. Fox, CB 41 K. Paymah, S 43 H. Jones, LB 52 L. Green, LB 57 M. Haggan, LB 59 W. Woodyard, DE 60 J. Engelberger, C 67 K. Lichtensteiger, T 76 T. Polumbus, WR 82 D. Jackson, TE/LS 83 M. Leach, TE 85 C. Mustard, TE 87 J. Putzier, DT 90 K. Peterson, DT 93 N. Clemons, DE 94 J. Moss. **DID NOT PLAY:** QB 4 D. Hackney. **INACTIVE:** WR 16 C. Jackson, S 20 M. McCree, CB 26 J. Williams, FB 38 A. Pinnock, FB/LB 46 S. Larsen, LB 53 N. Koutouvides, G 72 P. Murray, DE 96 T. Crowder.

BUFFALO BILLS

OFFENSE		DEFENSE	
WR 83	L. Evans	LE 90	C. Kelsay
LT 73	K. Chambers	LT 99	M. Stroud
LG 66	D. Dockery	RT 95	K. Williams
C 75	D. Preston	RE 92	R. Denney
RG 60	B. Butler	WLB 56	K. Ellison
RT 68	L. Walker	MLB 51	P. Poslusznzy
TE 86	D. Fine	SLB 59	K. Mitchell
WR 82	J. Reed	LCB 24	T. McGee
QB 5	T. Edwards	RCB 28	L. McKelvin
RB 23	M. Lynch	FS 20	D. Whitner
FB 80	D. Schouman	SS 43	B. Scott

BILLS SUBSTITUTIONS: P 8 B. Moorman, K 9 R. Lindell, WR 11 R. Parrish, WR 13 St. Johnson, WR 17 J. Jenkins, RB 22 F. Jackson, RB 25 X. Omon, CB 27 R. Corner, S 29 J. Wendling, S 30 K. Simpson, CB 35 D. Fox, S 37 G. Wilson, FB 38 C. McIntyre, LB 54 B. Costanzo, LB 57 J. Corto, G 65 J. Whittle, C 67 M. Fowler, LS 72 R. Neill, DL 74 C. Mace, TE 84 R. Royal, DT 91 Sp. Johnson, DE 96 Cop. Bryan. **DID NOT PLAY:** QB 10 G. Hamdan. **INACTIVE:** QB 7 J. Losman, CB 33 J. Greer, LB 58 T. Lehman, T 71 J. Peters, T 77 D. Bell, T 79 J. Scott, WR 81 J. Hardy, TE 87 J. Stupar.

	1	2	3	4	OT	TOTAL	FIELD GOALS (made /) missed	
VISITOR	Buffalo Bills	0	10	6	14	—	30	R. Lindell (37) (49) (28)
HOME	Denver Broncos	10	3	7	3	—	23	M. Prater (23) (30) 54SH (43)

Team	Qtr	Clock Time	PLAY DESCRIPTION (Extra Point) (Drive Info)	SCORE	
				Visitor	Home
BRONCOS	1	10:32	J. Cutler 2 yd. run (M. Prater kick) (8-80, 4:28)	0	7
BRONCOS	1	4:57	M. Prater 23 yd. Field Goal (8-89, 3:45)	0	10
BRONCOS	2	13:12	M. Prater 30 yd. Field Goal (12-53, 5:43)	0	13
BILLS	2	7:43	R. Lindell 37 yd. Field Goal (11-56, 5:29)	3	13
BILLS	2	0:15	M. Lynch 2 yd. run (R. Lindell kick) (9-56, 1:40)	10	13
BILLS	3	9:52	R. Lindell 49 yd. Field Goal (9-26, 5:08)	13	13
BILLS	3	4:58	R. Lindell 28 yd. Field Goal (7-48, 4:00)	16	13
BRONCOS	3	0:38	J. Cutler 6 yd. run (M. Prater kick) (9-84, 4:20)	16	20
BILLS	4	12:47	St. Johnson 3 yd. pass from T. Edwards (R. Lindell kick) (5-72, 2:51)	23	20
BRONCOS	4	11:03	M. Prater 43 yd. Field Goal (6-49, 1:44)	23	23
BILLS	4	8:54	F. Jackson 8 yd. run (R. Lindell kick) (4-45, 2:09)	30	23

FINAL INDIVIDUAL STATISTICS														
Buffalo Bills							Denver Broncos							
RUSHING	ATT	YDS	AVG	LG	TD		RUSHING	ATT	YDS	AVG	LG	TD		
F. Jackson	10	43	4.3	10	1		E. Royal	1	71	71.0	71	0		
M. Lynch	11	34	3.1	9	1		P. Pope	6	44	7.3	20	0		
T. Edwards	2	10	5.0	11	0		J. Cutler	8	30	3.8	10	2		
X. Omon	2	0	0.0	1	0		T. Bell	5	20	4.0	12	0		
R. Parrish	1	0	0.0	0	0		S. Young	7	16	2.3	8	0		
TOTAL	26	87	3.3	11	2		TOTAL	27	181	6.7	71	2		

FINAL INDIVIDUAL STATISTICS																	
Buffalo Bills							Denver Broncos										
PASSING	ATT	CMP	YDS	TD	LG	IN	Rtg.	PASSING	ATT	CMP	YDS	TD	LG	IN	Rtg.		
T. Edwards	25	17	193	1/5	1	65	0	104.2	J. Cutler	45	25	359	1/8	0	36	1	72.4
TOTAL	25	17	193	1/5	1	65	0	104.2	TOTAL	45	25	359	1/8	0	36	1	72.4

FINAL INDIVIDUAL STATISTICS														
Buffalo Bills							Denver Broncos							
PASS RECEIVING	NO	YDS	AVG	LG	TD		PASS RECEIVING	NO	YDS	AVG	LG	TD		
J. Reed	9	79	8.8	16	0		B. Marshall	10	129	12.9	24	0		
F. Jackson	3	70	23.3	65	0		E. Royal	5	57	11.4	15	0		
L. Evans	2	19	9.5	13	0		D. Graham	3	52	17.3	24	0		
R. Parrish	1	14	14.0	14	0		B. Stokley	3	32	10.7	13	0		
R. Royal	1	8	8.0	8	0		T. Scheffler	2	56	28.0	36	0		
St. Johnson	1	3	3.0	3	1		D. Jackson	1	30	30.0	30	0		
TOTAL	17	193	11.4	65	1		TOTAL	25	359	14.4	36	0		

FINAL INDIVIDUAL STATISTICS														
Buffalo Bills							Denver Broncos							
INTERCEPTIONS	NO	YDS	AVG	LG	TD		INTERCEPTIONS	NO	YDS	AVG	LG	TD		
K. Mitchell	1	1	1.0	1	0									
TOTAL	1	1	1.0	1	0		TOTAL	0	0	0.0	—	0		

FINAL INDIVIDUAL STATISTICS															
Buffalo Bills							Denver Broncos								
PUNTING	NO	YDS	AVG	NET	TB	IN20	LG	PUNTING	NO	YDS	AVG	NET	TB	IN20	LG
B. Moorman	3	158	52.7	52.0	0	1	57								
TOTAL	3	158	52.7	52.0	0	1	57	TOTAL	0	0	0.0	0.0	0	0	—

FINAL INDIVIDUAL STATISTICS														
Buffalo Bills							Denver Broncos							
PUNT RETURNS	NO	YDS	AVG	FC	LG	TD	PUNT RETURNS	NO	YDS	AVG	FC	LG	TD	
E. Royal	1	2	2.0	0	2	0								
[DOWNED]	2	0	0.0	0	—	0								
RETURNS	0	0	0.0	0	—	0	RETURNS	1	2	2.0	0	2	0	

FINAL INDIVIDUAL STATISTICS														
Buffalo Bills							Denver Broncos							
KICKOFF RETURNS	NO	YDS	AVG	FC	LG	TD	KICKOFF RETURNS	NO	YDS	AVG	FC	LG	TD	
L. McKelvin	4	88	22.0	0	31	0		S. Young	5	106	21.2	0	26	0
F. Jackson	2	47	23.5	0	30	0		J. Putzier	1	0	0.0	0	0	0
								[TOUCHBACK]	1	0	0.0	0	—	0
RETURNS	6	135	22.5	0	31	0	RETURNS	6	106	17.7	0	26	0	

FINAL INDIVIDUAL STATISTICS																								
Buffalo Bills							Denver Broncos																	
FUMBLES	Fum	Lost	Own	Yds	TD	Opp.	FF	Rec.	Yds	TD	Out	FUMBLES	Fum	Lost	Own	Yds	TD	Opp.	FF	Rec.	Yds	TD	Out	
T. Edwards	1	0	0	0	0	0	0	0	0	0	0	B. Marshall	1	1	0	0	0	0	0	0	0	0	0	0
M. Lynch	0	0	1	0	0	0	0	0	0	0	0	C. Bailey	0	0	0	0	0	1	0	0	0	0	0	0
D. Whitner	0	0	0	0	0	1	0	0	0	0	0													
R. Corner	0	0	0	0	0	1	-2	0	0	0	0													
TOTAL	1	0	1	0	0	1	-2	0	0	0	0	TOTAL	1	1	0	0	0	1	0	0	0	0	0	0

FINAL TEAM STATISTICS

BILLS		BRONCOS		BILLS		BRONCOS		
TOTAL FIRST DOWNS	20	27	FGs - PATs Had Blocked	0-0	0-0	Net Punting Average	52.0	52.0
By Rushing	7	9	TOTAL RETURN YARDAGE (Not Including Kickoffs)	1	2	No. and Yards Punt Returns	0-0	1-2
By Passing	11	17	No. and Yards Kickoff Returns	6-135	6-106	No. and Yards Interception Returns	1-1	0-0
By Penalty	2	1	PENALTIES Number and Yards	4-26	6-62	FUMBLES Number and Lost	1-0	1-1
THIRD DOWN EFFICIENCY	4-10-40%	7-14-50%	TOUCHDOWNS	3	2	Rushing	2	2
FOURTH DOWN EFFICIENCY	0-0-0%	0-1-0%	Passing	2	2	EXTRA POINTS Made-Attempts	3-3	2-2
TOTAL NET YARDS	275	532	Kicking Made-Attempts	3-3	2-2	FIELD GOALS Made-Attempts	3-3	3-4
Total Offensive Plays (inc. times thrown passing)	52	73	RED ZONE EFFICIENCY	3-5-60%	2-6-33%	GOAL TO GO EFFICIENCY	3-3-100%	2-3-67%
Average gain per offensive play	5.3	7.3	SAFETIES	0	0	FINAL SCORE	30	23
NET YARDS RUSHING	87	181	KICKOFFS Number-In End Zone-Touchbacks	7				

16  **San Diego 52, Denver 21**
 Sunday, Dec. 28, 2008 • 5:23 p.m. PST • Qualcomm Stadium • San Diego
WEATHER: Clear, 58°, Wind NNW 8 mph • **TIME:** 2:55 • **ATTENDANCE:** 69,131

In a game to decide the AFC West title and a playoff berth, the Denver Broncos fell to the San Diego Chargers 52-21 in front of 69,131 fans at Qualcomm Stadium on Sunday night.

The Broncos struggled to stop a San Diego offense that gained 491 yards, including a club-record 289 rushing yards, and posted a 36:07 time of possession. Trailing 6-3 in the first quarter, the Chargers scored touchdowns on their next seven trips inside the red zone to take control of the game and end the Broncos' season.

Denver wide receiver Eddie Royal posted a game-high 11 catches for 76 yards en route to finishing the year with the second-most receptions (91) by a rookie in NFL history. Broncos running back Tatum Bell accounted for two touchdowns on runs of 26 and 37 yards as part of his eight-carry, 86-yard effort.

Broncos quarterback Jay Cutler recorded the eighth 300-yard passing effort of his career with 316 yards. He finished the year with a club-record 4,526 passing yards, becoming just the third player in NFL history with three years' experience or less to reach the 4,500-yard passing mark for a season.

Denver's offensive line did not allow a sack for the eighth time on the year against San Diego, and the club finished the campaign allowing a franchise record-low 12 sacks.

After holding the Chargers to a field goal on the game's opening possession, the Broncos put together an impressive drive that culminated in Bell's 26-yard touchdown run. Denver missed the extra point attempt and held a 6-3 lead with 7:36 left in the first quarter.

The Chargers would score the next 21 points to take a 24-6 lead into halftime.

With 2:52 left in the first quarter, running back LaDainian Tomlinson's 1-yard scoring run gave San Diego a 10-6 advantage. Following a Denver three-and-out, Chargers quarterback Philip Rivers found tight end Brandon Manumaleuna for a 12-yard touchdown early in the second quarter that increased their lead to 17-6.

Another Tomlinson touchdown run gave San Diego a 24-6 lead late in the second quarter. It appeared Denver would trim its deficit entering halftime, but San Diego safety Paul Oliver intercepted a pass at his 5-yard line with 1:13 remaining in the half.

Bell's second touchdown of the game, a 37-yard run, on Denver's opening drive of the third quarter cut its deficit to 24-13. San Diego answered the score with a touchdown of its own, and following a Broncos interception on their next drive, took a 38-13 lead on their ensuing possession with Tomlinson's 14-yard rushing score at 9:41 of the third quarter.

Cutler's 25-yard touchdown pass to tight end Tony Scheffler early in the fourth quarter moved the Broncos to within 17, 38-21, but San Diego posted rushing touchdowns on its next two possessions to put the game away.

OFFICIALS:

Referee — John Parry (132); **Umpire** — Tony Michalek (115); **Head Linesman** — Derick Bowers (74); **Line Judge** — Ron Marinucci (107); **Side Judge** — Keith Washington (7); **Field Judge** — Craig Wroistad (4); **Back Judge** — Perry Paganelli (46); **Replay** — Ken Dollar.

	1	2	3	4	OT	TOTAL	FIELD GOALS (made () missed)	
VISITOR Denver Broncos	6	0	7	8	—	21	M. Prater	
HOME San Diego Chargers	10	14	14	14	—	52	N. Kaeding (28)	

Team	Qtr	Clock Time	PLAY DESCRIPTION (Extra Point) (Drive Info)	SCORE	
				Visitor	Home
CHARGERS	1	11:41	N. Kaeding 28 yd. Field Goal (6-60, 3:19)	0	3
BRONCOS	1	7:36	T. Bell 26 yd. run (kick failed, hlu) (10-73, 4:05)	6	3
CHARGERS	1	2:52	L. Tomlinson 1 yd. run (N. Kaeding kick) (8-73, 4:44)	6	10
CHARGERS	2	11:30	B. Manumaleuna 12 yd. pass from P. Rivers (N. Kaeding kick) (8-72, 4:12)	6	17
CHARGERS	2	3:32	L. Tomlinson 4 yd. run (N. Kaeding kick) (9-58, 6:10)	6	24
BRONCOS	3	12:47	T. Bell 37 yd. run (M. Prater kick) (5-73, 2:13)	13	24
CHARGERS	3	9:59	D. Sproles 13 yd. pass from P. Rivers (N. Kaeding kick) (5-69, 2:48)	13	31
CHARGERS	3	9:41	L. Tomlinson 14 yd. run (N. Kaeding kick) (1-14, 0:07)	13	38
BRONCOS	4	13:01	T. Scheffler 25 yd. pass from J. Cutler (J. Cutler run) (7-75, 2:49)	21	38
CHARGERS	4	9:47	D. Sproles 2 yd. run (N. Kaeding kick) (6-66, 3:14)	21	45
CHARGERS	4	1:15	J. Hester 4 yd. run (N. Kaeding kick) (11-70, 7:03)	21	52

DENVER BRONCOS

OFFENSE		DEFENSE	
WR 15	B. Marshall	DE 91	E. Ekuban
LT 78	R. Clady	LT 63	D. Robertson
LG 50	B. Hamilton	RT 79	M. Thomas
C 62	C. Wiegmann	RE 92	E. Dumervil
RG 73	C. Kuper	WLB 55	D. Williams
RT 74	R. Harris	MLB 58	N. Webster
TE 89	D. Graham	SLB 51	J. Winborn
WR 19	E. Royal	LCB 24	C. Bailey
QB 6	J. Cutler	RCB 32	D. Bly
RB 21	T. Bell	SS 39	V. Fox
TE 88	T. Scheffler	FS 36	J. Barrett

BRONCOS SUBSTITUTIONS: P 1 B. Kern, K 5 M. Prater, WR 14 B. Stokley, WR 16 C. Jackson, RB 30 C. Boyd, S 33 M. Manuel, CB 34 J. Bell, CB 41 K. Paymah, S 43 H. Jones, FB/LB 46 S. Larsen, LB 52 L. Green, LB 57 M. Haggan, LB 59 W. Woodyard, DE 60 J. Engelberger, C 67 K. Lichtensteiger, T 76 T. Polumbus, WR 82 D. Jackson, TE/LS 83 M. Leach, TE 87 J. Putzier, DT 90 K. Peterson, DT 93 N. Clemens, DE 96 T. Crowder. **DID NOT PLAY:** QB 4 D. Hackney. **INACTIVE:** S 20 M. McCree, CB 26 J. Williams, RB 37 A. Haynes, FB 38 A. Pinnoch, LB 53 N. Koutouvides, G 72 P. Murray, TE 85 C. Mustard, DE 94 J. Moss.

SAN DIEGO CHARGERS

OFFENSE		DEFENSE	
TE 86	B. Manumaleuna	DE 99	I. Olishansky
LT 73	M. McNeill	DT 76	J. Williams
LG 68	K. Dielman	DE 93	L. Castillo
C 61	N. Hardwick	OLB 95	S. Phillips
RG 79	M. Goff	ILB 54	S. Cooper
RT 66	J. Clary	ILB 51	T. Dobbins
TE 85	A. Gates	OLB 94	J. Tucker
WR 83	V. Jackson	LCB 23	Q. Jammer
QB 17	P. Rivers	RCB 31	A. Cromartie
FB 22	J. Hester	SS 42	C. Hart
RB 21	L. Tomlinson	FS 32	E. Weddle

CHARGERS SUBSTITUTIONS: P 5 M. Scifres, K 10 N. Kaeding, WR 11 L. Naanee, CB 20 A. Cason, CB 24 C. Gordon, FS 27 P. Oliver, SS 28 S. Gregory, FB 35 M. Tolbert, RB/KR 43 D. Sproles, LS 50 D. Binn, ILB 53 A. Waters, ILB 57 M. Wilhelm, C 62 J. Newberry, G/C 63 S. Mruzkowski, OT 70 L. Shelton, DE 74 J. Cesaire, WR 81 K. Osgood, TE 88 K. Wilson, WR 89 C. Chambers, OLB 90 A. Applewhite, OLB 92 M. Harris, DT 97 R. Bingham. **DID NOT PLAY:** QB 7 B. Volek. **INACTIVE:** 3QB 6 C. Whitehurst, RB 29 M. Bennett, FB 34 B. Latsko, LB 59 B. Siler, G 67 K. Forney, T 75 C. Clark, WR 80 M. Floyd, DT 98 I. Scott.

FINAL INDIVIDUAL STATISTICS																	
Denver Broncos							San Diego Chargers										
RUSHING	ATT	YDS	AVG	LG	TD		RUSHING	ATT	YDS	AVG	LG	TD					
T. Bell	8	86	10.8	37	2		D. Sproles	14	115	8.2	37	1					
J. Cutler	2	4	2.0	6	0		L. Tomlinson	8	37	4.6	17	1					
							J. Hester	2	30	15.0	17	0					
							V. Jackson	4	11	2.8	4	0					
							P. Rivers	4	11	2.8	4	0					
TOTAL	10	90	9.0	37	2		TOTAL	42	289	6.9	45	5					
PASSING	ATT	CMP	YDS	TKD/YD	TD	LG	IN	Rtg.	PASSING	ATT	CMP	YDS	TKD/YD	TD	LG	IN	Rtg.
J. Cutler	49	33	316	0/0	1	25	2	74.9	P. Rivers	20	15	207	2/5	2	37	0	141.0
TOTAL	49	33	316	0/0	1	25	2	74.9	TOTAL	20	15	207	2/5	2	37	0	141.0
PASS RECEIVING	NO	YDS	AVG	LG	TD		PASS RECEIVING	NO	YDS	AVG	LG	TD					
E. Royal	11	76	6.9	12	0		C. Chambers	3	50	16.7	18	0					
B. Marshall	6	55	9.2	17	0		A. Gates	3	49	16.3	34	0					
T. Scheffler	5	75	15.0	25	1		V. Jackson	2	47	23.5	37	0					
B. Stokley	4	47	11.8	17	0		J. Hester	2	19	9.5	16	0					
T. Bell	4	31	7.8	12	0		B. Manumaleuna	2	17	8.5	12	1					
D. Graham	2	19	9.5	10	0		D. Sproles	2	17	8.5	13	1					
D. Jackson	1	13	13.0	13	0		L. Naanee	1	8	8.0	8	0					
TOTAL	33	316	9.6	25	1		TOTAL	15	207	13.8	37	2					
INTERCEPTIONS	NO	YDS	AVG	LG	TD		INTERCEPTIONS	NO	YDS	AVG	LG	TD					
	0	0	0.0	—	0		L. Castillo	1	4	4.0	4	0					
							P. Oliver	1	0	0.0	0	0					
							TOTAL	2	4	2.0	4	0					
PUNTING	NO	YDS	AVG	NET	TB	IN20	LG	PUNTING	NO	YDS	AVG	NET	TB	IN20	LG		
B. Kern	2	84	42.0	34.0	0	0	46	M. Scifres	1	43	43.0	43.0	0	0	43		
TOTAL	2	84	42.0	34.0	0	0	46	TOTAL	1	43	43.0	43.0	0	0	43		
PUNT RETURNS	NO	YDS	AVG	FC	LG	TD	PUNT RETURNS	NO	YDS	AVG	FC	LG	TD				
[OUT OF BOUNDS]	1	0	0.0	0	—	0	D. Sproles	2	16	8.0	0	8	0				
RETURNS	0	0	0.0	0	—	0	RETURNS	2	16	8.0	0	8	0				
KICKOFF RETURNS	NO	YDS	AVG	FC	LG	TD	KICKOFF RETURNS	NO	YDS	AVG	FC	LG	TD				
C. Jackson	8	162	20.3	0	24	0	D. Sproles	4	96	24.0	0	29	0				
J. Engelberger	1	9	9.0	0	9	0	RETURNS	4	96	24.0	0	29	0				
RETURNS	9	171	19.0	0	24	0	RETURNS	4	96	24.0	0	29	0				
Denver Broncos	Fum	Lost	Rec.	Yds	TD	FF	Opp.	Yds	TD	Opp.	Yds	TD	Opp.	Yds	TD	Opp.	
FUMBLES							Out	FUMBLES								Out	
C. Jackson	1	0	0	0	0	0	0	K. Osgood	0	0	0	0	1	0	0	0	
C. Boyd	0	0	1	0	0	0	0	TOTAL	0	0	0	0	1	0	0	0	
TOTAL	1	0	1	0	0	0	0	TOTAL	0	0	0	0	1	0	0	0	

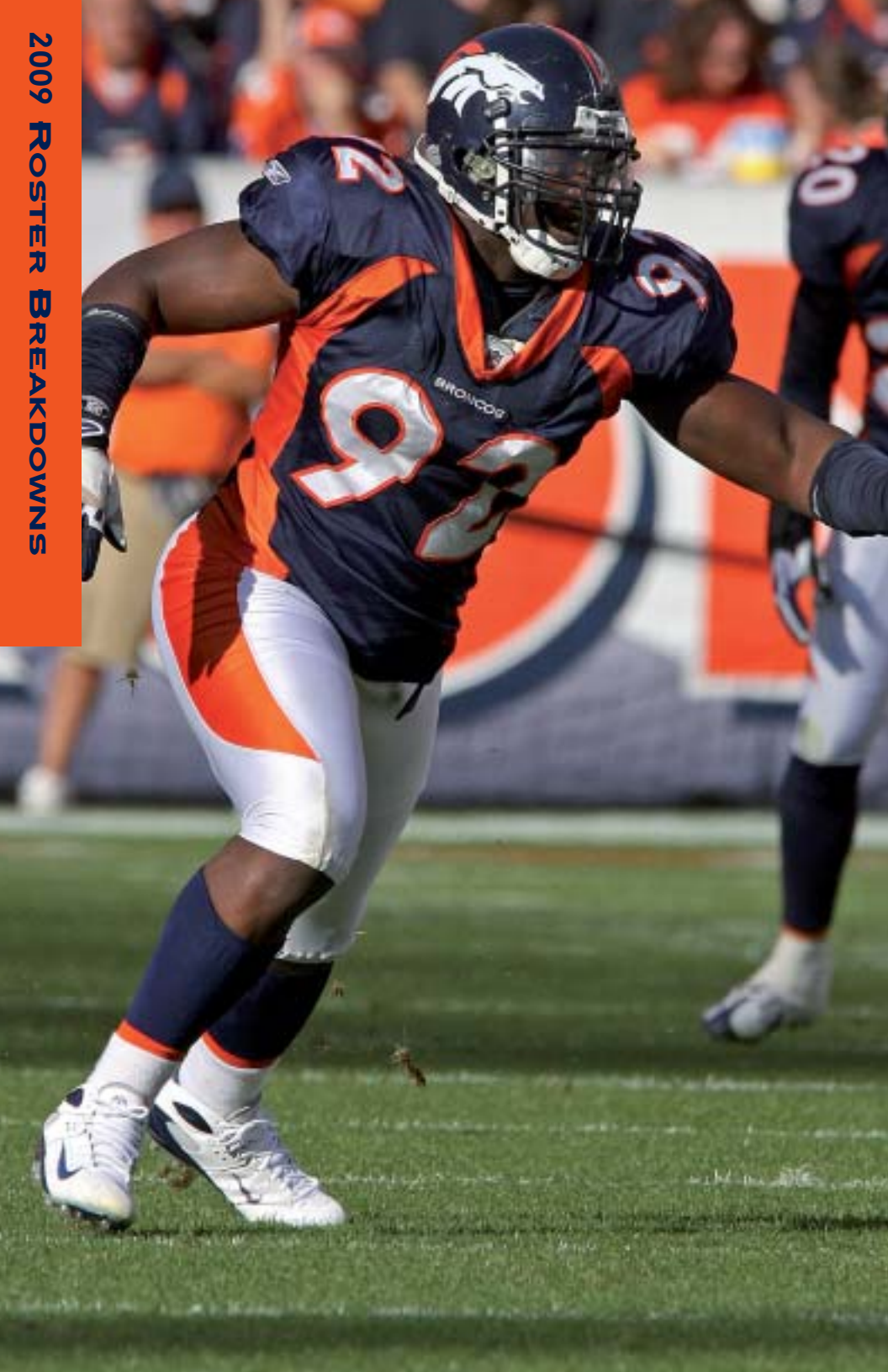
FINAL TEAM STATISTICS

BRONCOS		CHARGERS		BRONCOS		CHARGERS		
TOTAL FIRST DOWNS	25	28	FGs - PATs Had Blocked	0-0	0-0	Net Punting Average	34.0	43.0
By Rushing	3	17	TOTAL RETURN YARDAGE (Not Including Kickoffs)	0	20	No. and Yards Punt Returns	0-0	2-16
By Passing	20	9	No. and Yards Kickoff Returns	9-171	4-96	No. and Yards Interception Returns	0-0	2-4
By Penalty	2	2	PENALTIES Number and Yards	4-79	6-67	FUMBLES Number and Lost	1-0	0-0
THIRD DOWN EFFICIENCY	3-8-38%	7-11-64%	TOUCHDOWNS	3	7	Rushing	2	5
FOURTH DOWN EFFICIENCY	1-3-33%	2-2-100%	Total Rushing Plays	10	42	Passing	0	0
TOTAL NET YARDS	406	491	Average gain per offensive play	6.9	7.7	EXTRA POINTS Made-Attempts	2-3	7-7
Total Offensive Plays (inc. times thrown passing)	59	64	NET YARDS RUSHING	90	289	Kicking Made-Attempts	1-2	7-7
Average gain per offensive play	6.9	7.7	Total Rushing Plays	10	42	Rushing Made-Attempts	1-1	0-0
NET YARDS PASSING	226	202	Average gain per rushing play	9.0	6.9	FIELD GOALS Made-Attempts	0-0	1-1
Total Passing Plays	10	42	Tackles for a loss-number and yards	1-2	1-2	RED ZONE EFFICIENCY	0-2-0%	7-8-88%
Average gain per rushing play	9.0	6.9	Times thrown - yards lost attempting to pass	0-0	2-5	GOAL TO GO EFFICIENCY	0-0-0%	3-3-100%
Tackles for a loss-number and yards	1-2	1-2	Gross yards passing	316	207	SAFETIES	2	0
NET YARDS PASSING	316	202	Pass ATTEMPTS-COMPLETIONS-HAD INTERCEPTED	49-33-2	20-15-0	FINAL SCORE	21	52
Times thrown - yards lost attempting to pass	0-0	2-5	Avg gain per pass play (inc. # thrown passing)	6.4	9.2	TIME OF POSSESSION	23:53	36:07
Gross yards passing	316	207	KICKOFFS Number-In End Zone-Touchbacks	4-0-0	9-0-0			
PASS ATTEMPTS-COMPLETIONS-HAD INTERCEPTED	49-33-2	20-15-0	PUNTS Number and Average	2-42-0	1-43-0			
Avg gain per pass play (inc. # thrown passing)	6.4	9.2	Had Blocked	0	0			
KICKOFFS Number-In End Zone-Touchbacks	4-0-0	9-0-0						

BRONCOS DEFENSIVE STATISTICS

(based on coaches' film review)

PLAYER	UT	A	TT	S-YDS	I-YDS	PD	FF	FR	PLAYER	UT	A	TT	S-YDS	I-YDS	PD	FF	FR
J. Winborn	9	1	10	0-0	0-0	0	0	0	N. Clemens	2	2	4	0-0	0-0	0	0	0
C. Bailey	6	3	9	0-0	0-0	0</											



BRONCOS BREAKDOWN BY POSITION

Players listed alphabetically

OFFENSE

QUARTERBACK

Tom Brandstater
 Kyle Orton
 Chris Simms

RUNNING BACK

Correll Buckhalter
 Peyton Hillis
 LaMont Jordan
 Spencer Larsen
Kestahn Moore
Knowshon Moreno
 Ryan Torain
 Darius Walker

WIDE RECEIVER

Jabar Gaffney
David Grimes
 Chad Jackson
 Brandon Marshall
Kenny McKinley
 Eddie Royal
Travis Shelton
 Brandon Stokley
Nate Swift
Lucas Taylor
 Matthew Willis

TIGHT END

Marquez Branson
 Daniel Graham
 Jeb Putzier
Richard Quinn
 Tony Scheffler

GUARD

Mitch Erickson
 Ben Hamilton
 Chris Kuper
 Kory Lichtensteiger
 Matt McChesney
 Pat Murray
Seth Olsen
 Casey Wiegmann

CENTER

Ben Hamilton
 Kory Lichtensteiger
Blake Schlueter
 Casey Wiegmann

TACKLE

Stanley Bryant
 Ryan Clady
Marcus Gordon
 Brandon Gorin
 Ryan Harris
 Chris Kuper
 Clint Oldenburg
 Tyler Polunbus

DEFENSE

SAFETY

Josh Barrett
David Bruton
 Brian Dawkins
 Vernon Fox
 Renaldo Hill
 Herana-Daze Jones
Darcel McBath

OUTSIDE LB/DEF. END

Robert Ayers
 Tim Crowder
 Elvis Dumervil
 Jarvis Moss
 Darrell Reid

INSIDE LINEBACKER

Boss Bailey
 Andra Davis
 Louis Green
 Nick Greisen
 Mario Haggan
Braxton Kelley
 Spencer Larsen
Lee Robinson
 D.J. Williams
 Wesley Woodyard

DEFENSIVE LINE

Matthias Askew
Chris Baker
 Nic Clemons
Rulon Davis
 Ronald Fields
 Ryan McBean
 J'Vonnie Parker
Everette Pedescleaux
 Kenny Peterson
 Carlton Powell
 Marcus Thomas

CORNERBACK

Champ Bailey
 Joshua Bell
Tony Carter
 André Goodman
D.J. Johnson
Rashod Moulton
Alphonso Smith
 Jack Williams

SPECIAL TEAMS

PUNTER

Britton Colquitt
 Brett Kern

PLACE KICKER

Matt Prater

SNAPPER (PUNTS)

Nick Greisen
 Chris Kuper
 Lonie Paxton
 Tony Scheffler

SNAPPER (KICKS)

Chris Kuper
 Lonie Paxton
 Tony Scheffler

HOLDER

Britton Colquitt
 Brett Kern
 Kyle Orton

KICKOFF RETURNS

Chad Jackson
Kenny McKinley
Travis Shelton
Nate Swift
 Matthew Willis

PUNT RETURNS

Chad Jackson
Kenny McKinley
 Eddie Royal
Alphonso Smith
Nate Swift
 Matthew Willis

Rookies and first-year players are displayed in italics
 Players may be listed at more than one position
 Position assignments are tentative as of June 10, 2009

PRONUNCIATION GUIDE

Tom Brandstater (BRAND-stay-ter)	Andra Davis (ON-dray)	Chris Kuper (KOO-pehr)	Matt Prater (PRAY-ter)
Marquez Branson (mar-KWEZ)	Elvis Dumervil (doo-mehr-vill)	Kory Lichtensteiger (LICK-ten-sty-ger)	Jeb Putzier (PUTT-zeer)
David Bruton (BRUTE-in)	Nick Greisen (GRYE-sen)	Kestahn Moore (KEY-stahn)	Blake Schlueter (SHLOOT-er)
Correll Buckhalter (cor-ELL)	Mario Haggan (HAY-gen)	Knowshon Moreno (mor-EE-no)	Casey Wiegmann (WIG-mann)
Ryan Clady (CLAY-dee)	Herana-Daze Jones (Hernandez)	Everette Pedescleaux (PED-ess-cloh)	Wesley Woodyard (wood-YARD)

DENVER BRONCOS 2009 ROSTER (AS OF JUNE 10, 2009)

No.	Player	Pos.	Ht.	Wt.	Age	NFL Exp.	College	High School Hometown	How Acq.	2008 P-S-DNP-INA	Numerical Roster
99	Askew, Matthias	DL	6-5	292	26	3	Michigan State	Fort Lauderdale, Fla.	FA-'08	0-0-0-0	1 Brett Kern.....P
56	Ayers, Robert	OLB/DE	6-3	274	23	R	Tennessee	Bennettsville, S.C.	D1b-'09	0-0-0-0	2 Chris Simms.....QB
97	Bailey, Boss	ILB	6-3	232	29	7	Georgia	Folkston, Ga.	UFA(Det)-'08	6-6-1-0	3 Tom Branstater.....QB
24	Bailey, Champ	CB	6-0	192	30	11	Georgia	Folkston, Ga.	T(Was)-'04	9-9-0-7	4 Britton Colquitt.....P
71	Baker, Chris	DL	6-2	329	21	R	Hampton	Windsor, Conn.	0-0-0-0	5 Matt Prater.....K	
36	Barrett, Josh	S	6-2	225	24	2	Arizona State	Reno, Nev.	D7-'08	6-3-0-0	8 Kyle Orton.....QB
25	Bell, Joshua	CB	5-11	177	24	2	Baylor	Dallas, Texas	FA-'08	9-5-0-0	10 Jabar Gaffney.....WR
3	Brandstater, Tom	QB	6-5	223	24	R	Fresno State	Turlock, Calif.	D6-'09	0-0-0-0	11 Kenny McKinley.....WR
85	Branson, Marquez	TE	6-2	241	22	R	Central Arkansas	Starkville, Miss.	CFA-'09	0-0-0-0	12 Matthew Willis.....WR
30	Bruton, David	S	6-2	211	21	R	Notre Dame	Miamisburg, Ohio	D4a-'09	0-0-0-0	13 Travis Shelton.....WR
68	Bryant, Stanley	T	6-5	303	24	R	East Carolina	Goldsboro, N.C.	CFA-'09	0-0-0-0	14 Brandon Stokley.....WR
28	Buckhalter, Correll	RB	6-0	223	30	9	Nebraska	Collins, Miss.	CFA(Phi)-'09	14-2-0-2^	15 Brandon Marshall.....WR
37	Carter, Tony	CB	5-9	175	23	R	Florida State	Jacksonville, Fla.	CFA-'09	0-0-0-0	16 Chad Jackson.....WR
78	Clady, Ryan	T	6-6	325	22	2	Boise State	Rialto, Calif.	D1-'08	16-16-0-0	17 Lucas Taylor.....WR
93	Clemons, Nic	DL	6-6	300	29	3	Georgia	Griffin, Ga.	FA-'08	10-0-0-6	19 Eddie Royal.....WR
4	Colquitt, Britton	P	6-3	204	24	R	Tennessee	Knoxville, Tenn.	CFA-'09	0-0-0-0	20 Brian Dawkins.....S
96	Crowder, Tim	OLB/DE	6-4	260	23	3	Texas	Tyler, Texas	D2-'07	6-0-0-0	21 André Goodman.....CB
54	Davis, Andra	ILB	6-1	251	30	8	Florida	Live Oak, Fla.	UFA(Cie)-'09	16-16-0-0^	22 Peyton Hillis.....RB
65	Davis, Rulon	DL	6-5	283	25	R	California	Covina, Calif.	CFA-'09	0-0-0-0	23 Renaldo Hill.....S
20	Dawkins, Brian	S	6-0	210	35	14	Clemson	Jacksonville, Fla.	UFA(Phi)-'09	16-16-0-0^	24 Champ Bailey.....CB
92	Dumervil, Elvis	OLB/DE	5-11	248	25	4	Louisville	Miami, Fla.	D4b-'06	16-15-0-0	25 Joshua Bell.....CB
61	Erickson, Mitch	G	6-5	286	24	1	South Dakota State	Hutchinson, Minn.	CFA-'08	0-0-0-0	26 Jack Williams.....CB
91	Fields, Ronald	DL	6-2	314	27	5	Mississippi State	Bogalusa, La.	UFA(SF)-'09	16-0-0-0^	27 Knowshon Moreno.....RB
39	Fox, Vernon	S	5-10	206	29	8	Fresno State	Las Vegas, Nev.	FA-'08	10-3-0-3	28 Correll Buckhalter.....RB
10	Gaffney, Jabar	WR	6-2	200	28	8	Florida	Jacksonville, Fla.	UFA(NE)-'09	16-7-0-0^	29 Herana-Daze Jones.....S
21	Goodman, André	CB	5-10	184	30	8	South Carolina	Greenville, S.C.	UFA(Mia)-'09	16-16-0-0^	30 David Bruton.....S
75	Gordon, Marcus	T	6-4	304	24	R	Kentucky State	Memphis, Tenn.	CFA-'09	0-0-0-0	31 Darcel McBath.....S
77	Gorin, Brandon	T	6-6	309	30	8	Purdue	Muncie, Ind.	UFA(StI)-'09	0-0-0-0^	32 LaMont Jordan.....RB
89	Graham, Daniel	TE	6-3	257	30	8	Colorado	Denver, Colo.	UFA(NE)-'07	16-16-0-0	33 Alphonso Smith.....CB
52	Green, Louis	ILB	6-3	237	29	6	Alcorn State	Fayette, Miss.	FA-'03	12-0-0-4	34 Darius Walker.....RB
58	Greisen, Nick	ILB	6-1	242	29	8	Wisconsin	Sturgeon Bay, Wisc.	FA-'09	14-1-0-2^	35 D.J. Johnson.....CB
82	Grimes, David	WR	5-9	183	22	R	Notre Dame	Detroit, Mich.	CFA-'09	0-0-0-0	36 Josh Barrett.....S
57	Haggan, Mario	ILB	6-3	267	29	7	Mississippi State	Clarksdale, Miss.	FA-'08	8-0-0-0	37 Tony Carter.....CB
50	Hamilton, Ben	G/C	6-4	290	31	9	Minnesota	Plymouth, Minn.	D4a-'01	16-16-0-0	38 Kestahn Moore.....RB
74	Harris, Ryan	T	6-5	300	24	3	Notre Dame	St. Paul, Minn.	D3-'07	16-16-0-0	39 Vernon Fox.....S
23	Hill, Renaldo	S	5-11	205	30	9	Michigan State	Detroit, Mich.	UFA(Mia)-'09	16-15-0-0^	39 Herana-Daze Jones.....S
22	Hillis, Peyton	RB	6-1	240	23	2	Arkansas	Conway, Ark.	D7b-'08	12-6-0-1	40 Rashod Moulton.....CB
16	Jackson, Chad	WR	6-1	223	24	4	Florida	Hoover, Ala.	FA-'08	4-0-1-4	42 Ryan Torain.....RB
35	Johnson, D.J.	CB	6-1	191	23	R	Jackson State	LaMarque, Texas	CFA-'09	0-0-0-0	46 Spencer Larsen.....ILB/FB
29	Jones, Herana-Daze	S	5-11	206	27	4	Indiana	Louisville, Ky.	FA-'08	5-0-0-4^	48 Braxton Kelley.....ILB
32	Jordan, LaMont	RB	5-10	242	30	9	Maryland	Forestville, Md.	UFA(N.E.)-'09	8-8-0-8^	50 Ben Hamilton.....G/C
48	Kelley, Braxton	ILB	6-0	242	22	R	Kentucky	LaGrange, Ga.	CFA-'09	0-0-0-0	51 Lee Robinson.....ILB
											52 Louis Green.....ILB

268



DENVER BRONCOS

1	Kern, Brett	P	6-2	215	23	2	Toledo	Grand Island, N.Y.	CFA-'08	16-0-0-0	54 Andra Davis.....ILB
73	Kuper, Chris	G	6-4	303	26	4	North Dakota	Anchorage, Alaska	D5-'06	16-16-0-0	55 D.J. Williams.....ILB
46	Larsen, Spencer	ILB/FB	6-2	243	25	2	Arizona	Gilbert, Ariz.	D6-'08	14-3-0-2	56 Robert Ayers.....OLB/DE
67	Lichtensteiger, Kory	C	6-2	289	24	2	Bowling Green State	Convoy, Ohio	D4a-'08	16-0-0-0	57 Mario Haggan.....ILB
15	Marshall, Brandon	WR	6-4	230	25	4	Central Florida	Winter Park, Fla.	D4a-'09	15-15-0-0	58 Nick Greisen.....ILB
31	McBath, Darcel	S	6-1	198	23	R	Texas Tech	Gainesville, Texas	D2b-'06	0-0-0-0	59 Wesley Woodyard.....ILB
98	McBean, Ryan	DL	6-5	297	25	2	Oklahoma State	Euleuss, Texas	FA-'09	0-0-0-0	60 Matt McChesney.....G
60	McChesney, Matt	G	6-4	333	27	3	Colorado	Longmont, Colo.	FA-'09	1-0-0-0^	61 Mitch Erickson.....G
11	McKinley, Kenny	WR	6-0	183	22	R	North Carolina	Austell, Ga.	D5-'09	0-0-0-0	62 Casey Wiegmann.....C
38	Moore, Kestahn	RB	5-10	214	22	R	Florida	Arlington, Texas	CFA-'09	0-0-0-0	63 Blake Schlueter.....C
27	Moreno, Knowshon	RB	5-11	210	21	R	Georgia	Middletown, N.J.	D1a-'09	0-0-0-0	64 Everette Pedescleaux.....DL
94	Moss, Jarvis	OLB/DE	6-7	257	24	3	Florida	Denton, Texas	D1-'07	12-0-0-4	65 Rulon Davis.....DL
40	Moulton, Rashod	CB	5-11	201	29	1	Fort Valley State	St. Petersburg, Fla.	FA-'08	0-0-0-0	66 Lonie Paxton.....LS
72	Murray, Pat	G	6-3	316	24	2	Truman State	Pocahontas, Iowa	PS(Sea)-'08	0-0-0-3	67 Kory Lichtensteiger.....C
71	Oldenburg, Clint	T	6-5	302	25	2	Colorado State	Campbell County, Wyo.	FA-'08	0-0-0-0	68 Stanley Bryant.....T
70	Olsen, Seth	G	6-5	308	23	R	Iowa	Omaha, Neb.	D4b-'09	0-0-0-0	69 J'Vonne Parker.....DL
8	Orton, Kyle	QB	6-4	225	26	5	Purdue	Runnels, Iowa	T(Chi)-'09	15-15-0-1^	70 Seth Olsen.....G
69	Parker, J'Vonne	DL	6-5	338	26	5	Rutgers	Newark, N.J.	FA-'09	1-0-0-0^	71 Chris Baker.....DL
66	Paxton, Lonie	LS	6-2	281	31	10	Sacramento State	Corona, Calif.	UFA(NE)-'09	16-0-0-0^	72 Clint Oldenburg.....T
64	Pedescleaux, Everette	DL	6-4	312	24	R	Northern Iowa	Plymouth, Minn.	CFA-'09	0-0-0-0	71 Pat Murray.....G
90	Peterson, Kenny	DL	6-3	295	30	7	Ohio State	Canton, Ohio	FA-'06	16-1-0-0	73 Chris Kuper.....G
76	Polumbus, Tyler	T	6-8	300	24	2	Colorado	Greenwood Village, Colo.	CFA-'08	15-0-1-0	74 Ryan Harris.....T
75	Powell, Carlton	DL	6-2	312	23	2	Virginia Tech	Chesapeake, Va.	D5b-'08	0-0-0-0	75 Marcus Gordon.....T
5	Prater, Matt	K	5-10	187	24	3	Central Florida	Esterio, Fla.	PS(Mia)-'07	16-0-0-0	75 Carlton Powell.....DL
87	Putzier, Jeb	TE	6-5	245	30	8	Boise State	Eagle, Idaho	FA-'08	8-1-1-2^	76 Tyler Polumbus.....T
81	Quinn, Richard	TE	6-4	255	22	R	North Carolina	Maple Heights, Ohio	D2c-'09	0-0-0-0	77 Brandon Gorin.....T
95	Reid, Darrell	OLB/DE	6-2	270	26	5	Minnesota	Freehold, N.J.	UFA(Ind)-'09	16-0-0-0^	78 Ryan Clady.....T
51	Robinson, Lee	ILB	6-2	256	22	R	Alcorn State	Liberty, Miss.	CFA-'09	0-0-0-0	79 Marcus Thomas.....DL
19	Royal, Eddie	WR	5-10	180	23	2	Virginia Tech	Chantilly, Va.	D2-'08	15-15-0-1	81 Richard Quinn.....TE
88	Scheffler, Tony	TE	6-5	255	26	4	Western Michigan	Chelsea, Mich.	D2-'06	13-7-0-3	82 David Grimes.....WR
63	Schlueter, Blake	C	6-2	279	23	R	Texas Christian	Ganado, Texas	D7-'09	0-0-0-0	83 Nate Swift.....WR
13	Shelton, Travis	WR	5-9	189	24	R	Temple	Plantation, Fla.	CFA-'09	0-0-0-0	85 Marquez Branson.....TE
2	Simms, Chris	QB	6-4	230	28	7	Texas	Franklin Lakes, N.J.	UFA(Ten)-'09	1-0-3-10^	87 Jeb Putzier.....TE
33	Smith, Alphonso	CB	5-9	190	23	R	Wake Forest	Pahokee, Fla.	D2a-'09	0-0-0-0	88 Tony Scheffler.....TE
14	Stokley, Brandon	WR	6-0	192	32	11	Southwestern Louisiana	Lafayette, La.	FA-'07	15-2-0-1	89 Daniel Graham.....TE
83	Swift, Nate	WR	6-2	202	23	R	Nebraska	Hutchinson, Minn.	CFA-'09	0-0-0-0	90 Kenny Peterson.....DL
17	Taylor, Lucas	WR	5-11	188	22	R	Tennessee	Lafayette, La.	CFA-'09	0-0-0-0	91 Ronald Fields.....DL
79	Thomas, Marcus	DL	6-3	316	23	3	Florida	Jacksonville, Fla.	D4-'07	16-16-0-0	92 Elvis Dumervil.....OLB/DE
42	Torain, Ryan	RB	6-1	225	22	2	Arizona State	Shawnee Mission, Kan.	D5a-'08	2-1-0-7	93 Nic Clemons.....DL
34	Walker, Darius	RB	5-11	220	23	3	Notre Dame	Buford, Ga.	FA-'09	0-0-0-0^	94 Jarvis Moss.....OLB/DE
62	Wiegmann, Casey	C	6-2	285	35	14	Iowa	Parkersburg, Iowa	UFA(KC)-'08	16-16-0-0	95 Darrell Reid.....OLB/DE
55	Williams, D.J.	ILB	6-1	242	26	6	Miami	Concord, Calif.	D1-'04	11-11-0-5	96 Tim Crowder.....OLB/DE
26	Williams, Jack	CB	5-9	183	24	2	Kent State	Norfolk, Va.	D4b-'08	14-0-0-2	97 Boss Bailey.....ILB
12	Willis, Matthew	WR	6-0	190	25	2	UCLA	Anaheim, Calif.	FA-'08	0-0-0-0	98 Ryan McBean.....DL
59	Woodyard, Wesley	ILB	6-0	222	22	2	Kentucky	LaGrange, Ga.	CFA-'08	16-6-0-0	99 Matthias Askew.....DL

269



DENVER BRONCOS

^ - Buckhalter played 14 games (2 starts) for Philadelphia in '08; A. Davis started 16 games for Cleveland in '08; Dawkins started 16 games for Philadelphia in '08; Fields played 16 games for San Francisco in '08; Gaffney played 16 games (7 starts) for New England in '08; Goodman started 16 games for Miami '08; Gorin spent the season on reserve/injured list with St. Louis in '08; Greisen played 14 games (1 start) for Baltimore in '08; Hill played 16 games (15 starts) for Miami in '08; Jones played 5 games for Cincinnati and Denver in '08; Jordan started eight games for New England in '08; McChesney played one game with Miami in '08; Orton started 15 games for Chicago in '08; Parker played one game with Carolina in '08; Paxton played 16 games for New England in '08; Putzier played 8 games (1 start) for Seattle and Denver in '08; Reid played 16 games for Indianapolis in '08; Simms played one game for Tennessee in '08; Walker was on Houston's roster in '08.

BRONCOS TRANSACTIONS (JUNE 12, 2008-JUNE 10, 2009)

BY DATE	
6/12/08	Signed S Josh Barrett (draft choice)
6/13/08	Waived LB Brandon Archer Waived P Danny Baugher Waived QB Cullen Finnerty Released WR Taylor Jacobs Waived DE Julian Jenkins Assigned LB Manuel Padilla by NFL as Intl. Practice Squad Player Waived S Vickiel Vaughn
7/9/08	Signed ILB/FB Spencer Larsen (draft choice) Signed DL Carlton Powell (draft choice) Signed RB Ryan Torain (draft choice)
7/16/08	Signed RB Peyton Hillis (draft choice)
7/21/08	Signed C Kory Lichtensteiger (draft choice) Waived RB Mike Bell Waived K Garrett Hartley
7/22/08	Signed CB Jack Williams (draft choice)
7/24/08	Signed WR Eddie Royal (draft choice)
7/25/08	Signed T Ryan Clady (draft choice) Declared TE Chad Mustard active/physically unable to perform Declared DL Carlton Powell active/physically unable to perform
7/26/08	Signed WR Taylor Jacobs Placed WR Edell Shepherd on reserve/injured (left knee)
8/1/08	Released S John Lynch
8/3/08	Signed S Vickiel Vaughn
8/12/08	Signed CB Wale Dada Waived CB Lamont Reid
8/13/08	Waived CB Christian Morton
8/25/08	Signed CB Tyrone Poole Waived DT Josh Mallard Released WR Samie Parker Waived WR Lorne Sam
8/26/08	Released WR Taylor Jacobs Placed DL Carlton Powell on reserve/physically unable to perform
8/28/08	Traded G Montrae Holland to Dallas in exchange for a fifth-round choice in the 2010 NFL Draft
8/30/08	Waived G P.J. Alexander Placed RB Anthony Alridge on reserve/injured (left foot) Waived S Josh Barrett Waived LB Jordan Beck Waived DT Larry Birdine Waived DE Paul Carrington Waived CB Wale Dada Waived G Mitch Erickson Waived G Dylan Gandy Waived QB Darrell Hackney Waived DT Steven Harris Placed WR Brandon Marshall on reserve/suspended Waived WR Glenn Martinez Waived WR Marquay McDaniel Waived TE Chad Mustard Waived P Sam Paulescu Waived TE Brett Pierce (injury settlement) Waived CB Tyrone Poole Waived WR Clifford Russell
	Placed FB Cecil Sapp on reserve/injured (left hip flexor) Waived S Vickiel Vaughn
8/31/08	Signed S Josh Barrett to practice squad Signed G Mitch Erickson to practice squad Signed QB Darrell Hackney to practice squad Signed DT Steven Harris to practice squad Claimed S Calvin Lowry off waivers (Tennessee) Placed TE Brett Pierce on reserve/injured (left ankle) Waived S Roderick Rogers
9/1/08	Signed DE Ryan McBean to practice squad Signed RB P.J. Pope to practice squad Signed S Roderick Rogers to practice squad

9/2/08	Signed WR Travis Wilson to practice squad Traded CB Dornique Foxworth to Atlanta in exchange for an undisclosed 2009 draft choice Signed G Dylan Gandy Released DT Alvin McKinley Signed DT Josh Shaw
9/4/08	Waived TE Brett Pierce (injury settlement) Waived FB Cecil Sapp (injury settlement)
9/9/08	Waived G Dylan Gandy Suspension of WR Brandon Marshall lifted by Commissioner
9/16/08	Traded WR Keary Colbert to Seattle in exchange for an undisclosed 2009 draft choice
9/17/08	Signed WR Clifford Russell
9/23/08	Waived S Hamza Abdullah Signed S Vernon Fox Placed C Tom Nalen on reserve/injured (left knee) Released WR Travis Wilson from practice squad
9/24/08	Signed CB Joshua Bell to practice squad Signed G Dylan Gandy Signed WR Glenn Martinez
9/30/08	Placed WR Clifford Russell on reserve/injured (neck)
10/6/08	Waived G Dylan Gandy Signed TE Chad Mustard
10/17/08	Placed DT Josh Shaw on reserve/suspended (team)
10/22/08	Placed ILB Boss Bailey on reserve/injured (left knee) Released DT Steven Harris from practice squad Placed T Erik Pears on reserve/non-football illness (appendectomy) Placed QB Patrick Ramsey on reserve/injured (right elbow)
10/27/08	Signed CB Joshua Bell to active roster Signed C Greg Eslinger to practice squad Signed WR Chad Jackson Signed CB Rashod Moulton to practice squad Signed T Matt Murphy Lifted suspension on DT Josh Shaw
11/1/08	Signed QB Darrell Hackney to active roster Waived T Matt Murphy
11/3/08	Signed DL Matthias Askew to practice squad Placed RB Andre Hall on reserve/injured (left hand) Placed RB Michael Pittman on reserve/injured (neck)
11/4/08	Signed RB Cory Boyd to practice squad Signed LB Mario Haggan Waived TE Chad Mustard Signed RB P.J. Pope to active roster Signed S Roderick Rogers to active roster Signed LB Tyson Smith to practice squad
11/10/08	Signed RB Alex Haynes Placed RB Ryan Torain on reserve/injured (left knee)
11/11/08	Signed RB Tatum Bell Waived WR Glenn Martinez
11/20/08	Placed TE Nate Jackson on reserve/injured (right hamstring) Signed TE Chad Mustard
11/22/08	Signed S Josh Barrett to active roster Waived RB Alex Haynes
11/25/08	Waived S Roderick Rogers
11/26/08	Signed WR Jayson Foster to practice squad Signed FB Andrew Pinnock Placed DT Josh Shaw on reserve/injured (left elbow)
12/2/08	Signed S Herana-Daze Jones
12/3/08	Signed RB Cory Boyd to active roster
12/9/08	Placed RB Peyton Hillis on reserve/injured (right hamstring) Waived S Calvin Lowry Signed G Pat Murray from Seattle's practice squad Signed RB Steve Baylark to practice squad Waived S Herana-Daze Jones Signed TE Jeb Putzier Waived RB Cory Boyd
12/15/08	Released RB Steve Baylark from practice squad
12/17/08	Signed RB Cory Boyd to practice squad
12/18/08	Signed P Herana-Daze Jones

12/22/08	Placed RB P.J. Pope on reserve/injured (left hamstring) Placed RB Selvin Young on reserve/injured (neck)
12/23/08	Signed RB Alex Haynes
12/24/08	Signed RB Steve Baylark to practice squad Signed WR Matthew Willis to practice squad
12/29/08	Signed DL Matthias Askew to future contract Signed G Mitch Erickson to future contract Signed WR Jayson Foster to future contract Signed DL Ryan McBean to future contract Signed CB Rashod Moulton to future contract Signed WR Matthew Willis to future contract Signed T Clint Oldenburg to future contract
12/31/08	Signed TE Adam Bergen to future contract
1/9/09	Released RB Anthony Alridge
2/11/09	Released RB Alex Haynes Released TE Chad Mustard Released RB P.J. Pope Released WR Clifford Russell
2/12/09	Signed G Matt McChesney Released DT Josh Shaw Released DE John Engelberger
2/16/09	Released TE Nate Jackson Released LB Niko Koutouvides Released S Marquand Manuel Released DT Dewayne Robertson Released LB Jamie Winborn
2/17/09	Released CB Dré Bly
2/28/09	Signed S Brian Dawkins as an unrestricted free agent (Philadelphia)
3/1/09	Signed RB Correll Buckhalter as an unrestricted free agent (Philadelphia) Signed WR Jabar Gaffney as an unrestricted free agent (New England) Released TE/LS Mike Leach Signed LS Lonie Paxton as an unrestricted free agent (New England)
3/2/09	Signed ILB Andra Davis as an unrestricted free agent (Cleveland) Signed S Renaldo Hill as an unrestricted free agent (Miami) Signed OLB/DE Darrell Reid as an unrestricted free agent (Indianapolis)
3/3/09	Signed DL Ronald Fields as an unrestricted free agent (San Francisco) Signed CB André Goodman as an unrestricted free agent (Miami)
3/4/09	Signed RB LaMont Jordan as an unrestricted free agent (New England)
3/5/09	Signed RB J.J. Arrington as an unrestricted free agent (Arizona) Signed QB Chris Simms as an unrestricted free agent (Tennessee)
3/10/09	Signed DL J'Vonne Parker Re-signed DL Kenny Peterson as an unrestricted free agent
3/13/09	Signed G Scott Young as an unrestricted free agent (Cleveland)
3/16/09	Re-signed TE Jeb Putzier as an unrestricted free agent
3/31/09	Waived RB Cory Boyd
4/2/09	Traded QB Jay Cutler and a fifth-round selection (140th overall) in the 2009 NFL Draft to Chicago in exchange for QB Kyle Orton, a first-round (18th overall) and third-round (84th overall) pick in the 2009 NFL Draft, and a first-round selection in the 2010 NFL Draft Waived QB Darrell Hackney Placed G Scott Young on reserve/retired Signed T Brandon Gorin as an unrestricted free agent (St. Louis)
4/27/09	Signed DL Chris Baker (CFA) Signed TE Marquez Branson (CFA) Signed T Stanley Bryant (CFA) Signed CB Tony Carter (CFA) Signed P Britton Colquitt (CFA)

4/28/09	Signed DL Ronon Davis (CFA) Signed T Marcus Gordon (CFA) Signed WR David Grimes (CFA) Signed CB D.J. Johnson (CFA) Signed RB Kestahn Moore (CFA) Signed DL Everette Pedescleaux (CFA) Signed ILB Lee Robinson (CFA) Signed WR Travis Shelton (CFA) Signed WR Nate Swift (CFA) Signed WR Lucas Taylor (CFA) Waived TE Adam Bergen Waived WR Jayson Foster Signed ILB Braxton Kelley (CFA) Signed LB Jeffrey Schweiger (CFA)
4/29/09	Signed ILB Nick Greisen Waived FB Andrew Pinnock
4/30/09	Waived RB Selvin Young
5/8/09	Signed RB Darius Walker
5/28/09	Released J.J. Arrington (failed physical)
5/29/09	Waived LB Jeffrey Schweiger

BY PLAYER

ABDULLAH, Hamza - S	9/23/08 Waived
ALEXANDER, P.J. - G	8/30/08 Waived
ALRIDGE, Anthony - RB	8/30/08 Placed on reserve/injured (left foot) 2/11/09 Released
ARCHER, Brandon - LB	6/13/08 Waived
ARRINGTON, J.J. - RB	3/5/09 Signed (UFA-Arizona) 5/28/09 Released (failed physical)
ASKEW, Matthias - DL	11/3/08 Signed to practice squad 12/29/08 Signed to future contract
BAILEY, Boss - ILB	10/22/08 Placed on reserve/injured (left knee)
BAKER, Chris - DL	4/27/09 Signed (CFA)
BARRETT, Josh - S	6/12/08 Signed (draft choice) 8/30/08 Waived 8/31/08 Signed to practice squad 11/22/08 Signed to active roster
BAUGHER, Danny - P	6/13/08 Waived
BAYLARK, Steve - RB	12/10/08 Signed to practice squad 12/17/08 Released from practice squad 12/24/08 Signed to practice squad
BECK, Jordan - LB	8/30/08 Waived
BELL, Joshua - CB	9/24/08 Signed to practice squad 10/27/08 Signed to active roster
BELL, Mike - RB	7/21/08 Waived
BELL, Tatum - RB	11/11/08 Signed
BERGEN, Adam - TE	1/9/09 Signed to future contract 4/28/09 Waived
BIRDINE, Larry - DT	8/30/08 Waived
BLY, Dré - CB	2/17/09 Released
BOYD, Cory - RB	11/4/08 Signed to practice squad 12/9/08 Signed to active roster 12/15/08 Waived 12/17/08 Signed to practice squad 12/22/08 Signed to active roster
BRANSON, Marquez - TE	3/31/09 Waived 4/27/09 Signed (CFA)

BRONCOS TRANSACTIONS (JUNE 12, 2008-JUNE 10, 2009)

BRYANT, Stanley - T
4/27/09 Signed (CFA)

BUCKHALTER, Correll - RB
3/1/09 Signed (UFA-Philadelphia)

CARRINGTON, Paul - DE
8/30/08 Waived

CARTER, Tony - CB
4/27/09 Signed (CFA)

CLADY, Ryan - T
7/25/08 Signed (draft choice)

COLBERT, Keary - WR
9/16/08 Traded to Atlanta in exchange for undisclosed
2009 draft choice

COLQUITT, Britton - P
4/27/09 Signed (CFA)

CUTLER, Jay - QB
4/2/09 Traded to Chicago with a fifth-round selection (140th overall) in the 2009 NFL Draft in exchange for QB Kyle Orton, a first-round (18th overall) and third-round (84th overall) pick in the 2009 NFL Draft, and a first-round selection in the 2010 NFL Draft

DADA, Wale - CB
8/12/08 Signed
8/30/08 Waived

DAVIS, Andra - ILB
3/2/09 Signed (UFA-Cleveland)

DAVIS, Rulon - DL
4/27/09 Signed (CFA)

DAWKINS, Brian - S
2/28/09 Signed (UFA-Philadelphia)

ENGELBERGER, John - DE
2/16/09 Released

ESLINGER, Greg - C
10/27/08 Signed to practice squad

ERICKSON, Mitch - G
8/30/08 Waived
8/31/08 Signed to practice squad
12/29/08 Signed to future contract

FIELDS, Ronald - DL
3/3/09 Signed (UFA-San Francisco)

FINNERTY, Cullen - QB
6/13/08 Waived

FOSTER, Jayson - WR
11/26/08 Signed to practice squad
12/29/08 Signed to future contract
4/28/09 Waived

FOX, Vernon - S
9/23/08 Signed

FOXWORTH, Domonique - CB
9/2/08 Traded to Atlanta in exchange for undisclosed
2009 draft choice

GAFFNEY, Jabar - WR
3/1/09 Signed (UFA-New England)

GANDY, Dylan - G
8/30/08 Waived
9/2/08 Signed
9/9/08 Waived
9/24/08 Signed
10/6/08 Waived

GOODMAN, André - CB
3/3/09 Signed (UFA-Miami)

GORDON, Marcus - T
4/27/09 Signed (CFA)

GORIN, Brandon - T
4/17/09 Signed (UFA-St. Louis)

GREISEN, Nick - ILB
4/29/09 Signed

GRIMES, David - WR
4/27/09 Signed (CFA)

HACKNEY, Darrell - QB
8/30/08 Waived
8/31/08 Signed to practice squad
11/1/08 Signed to active roster
4/6/09 Waived

HAGGAN, Mario - ILB
11/4/08 Signed

HALL, Andre - RB
11/3/08 Placed on reserve/injured (left hand)

HARRIS, Steven - DT
8/30/08 Waived
8/31/08 Signed to practice squad
10/22/08 Released from practice squad

HARTLEY, Garrett - K
7/21/08 Waived

HAYNES, Alex - RB
11/10/08 Signed
11/22/08 Waived
12/23/08 Signed
2/11/09 Released

HILL, Renaldo - S
3/2/09 Signed (UFA-Miami)

HILLIS, Peyton - RB
7/16/08 Signed
12/9/08 Placed on reserve/injured (right hamstring)

HOLLAND, Montrae - G
8/28/08 Traded to Dallas in exchange for fifth-round choice in the 2010 NFL Draft

JACKSON, Chad - WR
10/27/08 Signed

JACKSON, Nate - TE
11/20/08 Placed on reserve/injured (right hamstring)
2/16/09 Released

JACOBS, Taylor - WR
6/13/08 Released
7/26/08 Signed
8/26/08 Released

JENKINS, Julian - DE
6/13/08 Waived

JONES, Herana-Daze - S
12/3/08 Signed
12/10/08 Waived
12/17/08 Signed

JORDAN, LaMont - RB
3/4/09 Signed (UFA-New England)

KELLEY, Braxton - ILB
4/28/09 Signed (CFA)

KOUTOUVIDES, Niko - LB
2/16/09 Released

LARSEN, Spencer - ILB/FB
7/9/08 Signed (draft choice)

LICHTENSTEIGER, Kory - C
7/21/08 Signed (draft choice)

LOWRY, Calvin - S
8/31/08 Claimed off waivers (Tennessee)
12/9/08 Waived

LEACH, Mike - TE/LS
3/1/09 Released

LYNCH, John - S
8/1/08 Released

MALLARD, Josh - DT
8/25/08 Waived

MANUEL, Marquand - S
2/16/09 Released

MARSHALL, Brandon - WR
8/30/08 Placed on reserve/suspended
9/9/08 Suspension lifted by Commissioner

MARTINEZ, Glenn - WR
8/30/08 Waived
9/30/08 Signed
11/11/08 Waived

McBEAN, Ryan - DL
9/1/08 Signed to practice squad
12/29/08 Signed to future contract

McCHESNEY, Matt - G
2/12/09 Signed

McDANIEL, Marquay - WR
8/30/08 Waived

McKINLEY, Alvin - DT
9/2/08 Released

MOORE, Kestahn - RB
4/27/09 Signed (CFA)

MORTON, Christian - CB
8/13/08 Waived

MOULTON, Rashod - CB
10/27/08 Signed to practice squad
12/29/08 Signed to future contract

MURPHY, Matt - T
10/27/08 Signed
11/1/08 Waived

MURRAY, Pat - G
12/9/08 Signed from Seattle's practice squad

MUSTARD, Chad - TE
7/25/08 Declared active/physically unable to perform
8/30/08 Waived
10/6/08 Signed
11/4/08 Waived
11/20/08 Signed
2/11/09 Released

NALEN, Tom - C
9/23/08 Placed on reserve/injured (left knee)

OLDENBURG, Clint - T
12/31/08 Signed to future contract

ORTON, Kyle - QB
4/2/09 Acquired from Chicago with a first-round (18th overall) and third-round (84th overall) pick in the 2009 NFL Draft and a first-round selection in the 2010 NFL Draft in exchange for QB Jay Cutler and a fifth-round selection (140th overall) in the 2009 NFL Draft

PADILLA, Manuel - LB
6/13/08 Assigned by NFL to Intl. Practice Squad

PARKER, J'Vonne - DL
3/10/09 Signed

PARKER, Samie - WR
8/25/08 Released

PAULESCU, Sam - P
8/30/08 Waived

PAXTON, Lonie - LS
3/1/09 Signed (UFA-New England)

PEARS, Erik - T
10/22/08 Placed on reserve/non-football illness (appendectomy)

PEDESCLEAUX, Everette - DL
4/27/09 Signed (CFA)

PETERSON, Kenny - DL
3/10/09 Re-signed (UFA)

PIERCE, Brett - TE
8/30/08 Waived/injured
8/31/08 Placed on reserve/injured (left ankle)
9/4/08 Waived (injury settlement)

PINNOCK, Andrew - FB
11/26/08 Signed
4/29/09 Waived

PITTMAN, Michael - RB
11/3/08 Placed on reserve/injured (neck)

POOLE, Tyrone - CB
8/13/08 Signed
8/30/08 Waived

POPE, P.J. - RB
9/1/08 Signed to practice squad
11/4/08 Signed to active roster
12/23/08 Placed on reserve/injured (left hamstring)
2/11/09 Released

POWELL, Carlton - DL
7/9/08 Signed (draft choice)
7/25/08 Declared active/physically unable to perform
8/26/08 Placed on reserve/physically unable to perform

PUTZIER, Jeb - TE
12/10/08 Signed
3/16/09 Re-signed (UFA)

RAMSEY, Patrick - QB
10/22/08 Placed on reserve/injured (right elbow)

REID, Darrell - OLB/DE
3/2/09 Signed (UFA-Indianapolis)

REID, Lamont - CB
8/12/08 Waived

ROBERTSON, Dewayne - DT
2/16/09 Released

ROBINSON, Lee - ILB
4/27/09 Signed (CFA)

ROGERS, Roderick - S
8/31/08 Waived
9/1/08 Signed to practice squad
11/4/08 Signed to active roster
11/25/08 Waived

ROYAL, Eddie - WR
7/24/08 Signed (draft choice)

RUSSELL, Clifford - WR
8/30/08 Waived
9/17/08 Signed
9/30/08 Placed on reserve/injured (neck)
2/11/09 Released

SAM, Lorne - WR
8/25/08 Waived

SAPP, Cecil - FB
8/30/08 Placed on reserve/injured (left hip flexor)
9/4/08 Waived (injury settlement)

SCHWEIGER, Jeffrey - LB
4/28/09 Signed (CFA)
5/29/09 Waived

SHAW, Josh - DT
9/2/08 Signed
10/17/08 Placed on reserve/suspended by team
10/27/08 Lifted suspension
12/2/08 Placed on reserve/injured (left elbow)
2/12/09 Released

SHELTON, Travis - WR
4/27/09 Signed (CFA)

SHEPHERD, Edell - WR
7/26/08 Placed on reserve/injured (left knee)

SIMMS, Chris - QB
3/5/09 Signed (UFA-Tennessee)

SMITH, Tyson - LB
11/4/08 Signed to practice squad

SWIFT, Nate - WR
4/27/09 Signed (CFA)

TAYLOR, Lucas - WR
4/27/09 Signed (CFA)

TORAIN, Ryan - RB
7/9/08 Signed (draft choice)
11/10/08 Placed on reserve/injured (left knee)

VAUGHN, Vickiel - S
6/13/08 Waived
8/3/08 Signed
8/30/08 Waived

WALKER, Darius - RB
5/8/09 Signed

WILLIAMS, Jack - CB
7/22/08 Signed (draft choice)

WILLIS, Matthew - WR
12/24/08 Signed to practice squad
12/29/08 Signed to future contract

WILSON, Travis - WR
9/1/08 Signed to practice squad
9/23/08 Released from practice squad

WINBORN, Jamie - LB
2/16/09 Released


YOUNG, Scott - G
3/13/09 Signed (UFA-Cleveland)
4/16/09 Placed on reserve/retired

YOUNG, Selvin - RB
12/22/08 Placed on reserve/injured (neck)
4/30/09 Waived

HOW THE BRONCOS ARE BUILT

YEAR	DRAFT/COLLEGE FREE AGENT	TRADES	FREE AGENTS/WAIVERS
2001 8-8 (3rd AFC West)	G/C Ben Hamilton (4a)		
2002 9-7 (2nd AFC West)			
2003 10-6 (2nd AFC West)			ILB Louis Green**
2004 10-6 (2nd AFC West)	ILB D.J. Williams (1)	CB Champ Bailey** (Was)	
2005 13-3 (1st AFC West)			
2006 9-7 (3rd AFC West)	TE Tony Scheffler (2) WR Brandon Marshall (4a) OLB/DE Elvis Dumervil (4b) G Chris Kuper (5)		
2007 7-9 (2nd AFC West)	OLB/DE Jarvis Moss (1) OLB/DE Tim Crowder (2) T Ryan Harris (3) DL Marcus Thomas (4)		TE Daniel Graham*** (UFA-NE) DL Kenny Peterson** K Matt Prater** WR Brandon Stokley**
2008 8-8 (2nd AFC West)	T Ryan Clady (1) WR Eddie Royal (2) C Kory Lichtensteiger (4a) CB Jack Williams (4b) RB Ryan Torain (5a) DL Carlton Powell (5b) ILB/FB Spencer Larsen (6) S Josh Barrett (7a) RB Peyton Hillis (7b) G Mitch Erickson* (CFA) P Brett Kern* (CFA) T Tyler Polunbus* (CFA) ILB Wesley Woodyard* (CFA)		DL Matthias Askew** ILB Boss Bailey*** (UFA-Det) CB Joshua Bell** DL Nic Clemons** S Vernon Fox** ILB Mario Haggan** WR Chad Jackson** S Herana-Daze Jones** DL Ryan McBean** CB Rashod Moulton** G Pat Murray** TE Jeb Putzier** (D6-02) C Casey Wiegmann*** (UFA-KC) WR Matthew Willis**
2009	RB Knowshon Moreno (1a) OLB/DE Robert Ayers (1b) CB Alphonso Smith (2a) S Darcel McBath (2b) TE Richard Quinn (2c) S David Bruton (4a) G Seth Olsen (4b) WR Kenny McKinley (5) QB Tom Brandstater (6) C Blake Schlueter (7) DL Chris Baker* (CFA) TE Marquez Branson* (CFA) T Stanley Bryant* (CFA) CB Tony Carter* (CFA) P Britton Colquitt* (CFA) DL Rulon Davis* (CFA) T Marcus Gordon* (CFA) WR David Grimes* (CFA) CB D.J. Johnson* (CFA) ILB Braxton Kelley* (CFA) RB Kestahn Moore* (CFA) DL Everette Pedescleaux* (CFA) ILB Lee Robinson* (CFA) WR Travis Shelton* (CFA) WR Nate Swift* (CFA) WR Lucas Taylor* (CFA)	QB Kyle Orton** (Chi)	RB Correll Buckhalter*** (UFA-Phi) ILB Andra Davis** (UFA-Cle) S Brian Dawkins*** (UFA-Phi) DL Ronald Fields** (UFA-SF) WR Jabar Gaffney** (UFA-NE) CB André Goodman** (UFA-Mia) T Brandon Gorin*** (UFA-Stl) ILB Nick Greisen** S Renaldo Hill*** (UFA-Mia) RB LaMont Jordan** (UFA-NE) G Matt McChesney** T Clint Oldenburg** DL J'Vonne Parker** LS Lonie Paxton*** (UFA-NE) OLB/DE Darrell Reid** (UFA-Ind) QB Chris Simms*** (UFA-Ten) RB Darius Walker**

Number in parentheses after draft choice indicates the round in which the player was taken.
 * – indicates player was a rookie free agent when he joined the Broncos.
 ** – indicates player was an NFL veteran or had been in other camps before joining the Broncos.
 *** – indicates player was an unrestricted free agent who had not been released by previous team.
 PUP – indicates player is on Physically Unable to Perform List.
 NFI – indicates player is on Reserve/Non-Football Injury List.



HISTORY AND RESULTS

ALL-TIME GAME RESULTS

(* indicates night game)

1960

HEAD COACH: Frank Filchock

PRESEASON (0-5)

Day/Date	Score	W/L	Opponent	Location	Attend.
Fri., Aug. 5*	6-43	L	Boston Patriots	Providence, R.I.	4,706
Sat., Aug. 13*	14-31	L	Buffalo Bills	Rochester, N.Y.	6,200
Sat., Aug. 20*	3-42	L	Houston Oilers	Jeppesen Stadium	19,500
Sat., Aug. 27*	0-48	L	Dallas Texans	Little Rock, Ark.	5,500
Sat., Sept. 3*	30-36	L	Los Angeles Chargers	Los Angeles Coliseum	21,516
	53-192				57,422

REGULAR SEASON (4-9-1 overall / 4th AFL West / 2-4-1 home / 2-5 away)

Day/Date	Score	W/L	Opponent	Location	Attend.	Temp.	Den. QB	Opp. QB
Fri., Sept. 9*	13-10	W	Boston Patriots	Boston Univ. Field	21,597	78°	Tripucka	Songin
Sun., Sept. 18	27-21	W	Buffalo Bills	War Memorial Stadium	15,229	62°	Tripucka	O'Connell
Fri., Sept. 23*	24-28	L	New York Titans	Polo Grounds	20,462	70°	Tripucka	Dorow
Sun., Oct. 2	31-14	W	Oakland Raiders	Bears Stadium	18,372	71°	Tripucka	Flores
Sun., Oct. 16	19-23	L	Los Angeles Chargers	Bears Stadium	19,141	57°	Tripucka	Kemp
Sun., Oct. 23	31-24	W	Boston Patriots	Bears Stadium	12,683	69°	Tripucka	Songin
Sun., Oct. 30	14-17	L	Dallas Texans	Bears Stadium	13,002	45°	Tripucka	Davidson
Sun., Nov. 6	25-45	L	Houston Oilers	Bears Stadium	14,489	53°	Tripucka	Blanda
Sun., Nov. 13	7-34	L	Dallas Texans	Cotton Bowl	21,000	68°	Tripucka	Davidson
Sun., Nov. 20	10-20	L	Houston Oilers	Jeppesen Stadium	20,778	68°	Tripucka	Lee
Sun., Nov. 27	38-38	T	Buffalo Bills	Bears Stadium	7,785	37°	Tripucka	O'Connell
Sun., Dec. 4	27-30	L	New York Titans	Bears Stadium	5,861	33°	Tripucka	Dorow
Sat., Dec. 10	33-41	L	Los Angeles Chargers	Los Angeles Coliseum	9,928	62°	Tripucka	Kemp
Sat., Dec. 17	10-48	L	Oakland Raiders	Candlestick Park	7,000	50°	Tripucka	Flores
(Bye Oct. 9)	309-393				207,327			

1961

HEAD COACH: Frank Filchock

PRESEASON (1-4)

Day/Date	Score	W/L	Opponent	Location	Attend.
Sat., Aug. 12*	13-31	L	Dallas Texans	Midland, Texas	10,000
Sat., Aug. 19*	48-21	W	Oakland Raiders	Spokane, Washington	6,500
Fri., Aug. 25*	27-29	L	Dallas Texans	Fort Worth, Texas	21,710
Fri., Sept. 1*	10-42	L	Houston Oilers	Mobile, Alabama	10,087
Mon., Sept. 4	12-49	L	Oakland Raiders	Candlestick Park	6,300
	110-172				54,597

REGULAR SEASON (3-11 overall / 3rd AFL West / 2-5 home / 1-6 away)

Day/Date	Score	W/L	Opponent	Location	Attend.	Temp.	Den. QB	Opp. QB
Sun., Sept. 10	22-10	W	Buffalo Bills	War Memorial Stadium	16,636	85°	Tripucka	O'Connell
Sat., Sept. 16*	17-45	L	Boston Patriots	Boston Univ. Field	14,479	65°	Tripucka	Parilli
Sun., Sept. 24	28-35	L	New York Titans	Polo Grounds	14,381	80°	Tripucka	Dorow
Sun., Oct. 1	19-33	L	Oakland Raiders	Candlestick Park	8,361	73°	Herring	Flores
Sun., Oct. 8	12-19	L	Dallas Texans	Bears Stadium	14,500	44°	Tripucka	Davidson
Sun., Oct. 15	27-24	W	Oakland Raiders	Bears Stadium	11,129	75°	Tripucka	Flores
Sun., Oct. 22	27-10	W	New York Titans	Bears Stadium	12,508	57°	Tripucka	Dorow
Sun., Oct. 29	0-37	L	San Diego Chargers	Balboa Stadium	32,584	66°	Tripucka	Kemp
Sun., Nov. 5	14-55	L	Houston Oilers	Bears Stadium	11,564	35°	Tripucka	Blanda
Sun., Nov. 12	16-19	L	San Diego Chargers	Bears Stadium	7,859	30°	Tripucka	Kemp
Sun., Nov. 19	10-23	L	Buffalo Bills	Bears Stadium	7,645	29°	Tripucka	Green
Sun., Nov. 26	14-45	L	Houston Oilers	Jeppesen Stadium	27,874	80°	Herring	Blanda
Sun., Dec. 3	24-28	L	Boston Patriots	Bears Stadium	9,303	55°	Herring	Songin
Sun., Dec. 10	21-49	L	Dallas Texans	Cotton Bowl	8,000	50°	Herring	Davidson
(Bye Dec. 17)	251-432				196,823			

1962

HEAD COACH: Jack Faulkner

PRESEASON (2-2)

Day/Date	Score	W/L	Opponent	Location	Attend.
Fri., Aug. 10*	17-33	L	Houston Oilers	Atlanta, Ga.	11,500
Sat., Aug. 18*	24-31	L	San Diego Chargers	Balboa Stadium	19,168
Fri., Aug. 24*	27-24	W	Dallas Texans	Fort Worth, Texas	18,000
Fri., Aug. 31*	41-12	W	Oakland Raiders	Stockton, Calif.	5,000
	109-100				53,668

REGULAR SEASON (7-7 overall / 2nd AFL West / 3-4 home / 4-3 away)

Day/Date	Score	W/L	Opponent	Location	Attend.	Temp.	Den. QB	Opp. QB
Fri., Sept. 7*	30-21	W	San Diego Chargers	Univ. of Denver Stadium	28,000	70°	Tripucka	Kemp
Sat., Sept. 15*	23-20	W	Buffalo Bills	War Memorial Stadium	30,577	60°	Tripucka	Dorow
Fri., Sept. 21*	16-41	L	Boston Patriots	Boston Univ. Field	21,038	50°	Tripucka	Parilli
Sun., Sept. 30	32-10	W	New York Titans	Polo Grounds	17,213	66°	Tripucka	Grosscup
Fri., Oct. 5*	44-7	W	Oakland Raiders	Bears Stadium	22,452	56°	Shaw	Davidson
Sun., Oct. 14	23-6	W	Oakland Raiders	Frank Youell Field	7,000	60°	Tripucka	Davidson
Sun., Oct. 21	20-10	W	Houston Oilers	Bears Stadium	34,496	72°	Tripucka	Blanda

Sun., Oct. 28	38-45	L	Buffalo Bills	Bears Stadium	26,051	59°	Tripucka	Rabb
Sun., Nov. 4	23-20	W	San Diego Chargers	Balboa Stadium	20,827	63°	Tripucka	Hadl
Sun., Nov. 11	29-33	L	Boston Patriots	Bears Stadium	28,187	57°	Tripucka	Parilli
Sun., Nov. 18	3-24	L	Dallas Texans	Bears Stadium	23,523	26°	Tripucka	Dawson
Thu., Nov. 22	45-46	L	New York Titans	Bears Stadium	15,776	43°	Tripucka	Green
Sun., Dec. 2	17-34	L	Houston Oilers	Jeppesen Stadium	30,650	70°	Tripucka	Blanda
Sun., Dec. 9	10-17	L	Dallas Texans	Cotton Bowl	19,137	51°	Tripucka	Dawson
(Bye Dec. 16)	353-334				324,927			

1963

HEAD COACH: Jack Faulkner

PRESEASON (2-3)

Day/Date	Score	W/L	Opponent	Location	Attend.	Temp.	Den. QB	Opp. QB
Sat., Aug. 3*	27-10	W	Houston Oilers	Univ. of Denver Stadium	11,445	62°	Slaughter	Blanda
Sun., Aug. 11	19-35	L	Oakland Raiders	Frank Youell Field	9,655	68°	Wood	Davidson
Sat., Aug. 17*	31-25	W	San Diego Chargers	Univ. of Denver Stadium	11,135	65°	Tripucka	Hadl
Fri., Aug. 23*	16-30	L	Kansas City Chiefs	Municipal Stadium	6,865	92°	Shaw	Dawson
Sat., Aug. 31*	14-21	L	Buffalo Bills	Winston-Salem, N.C.	7,000	78°	Tripucka	Kemp
	107-121				46,100			

REGULAR SEASON (2-11-1 overall / 4th AFL West / 2-5 home / 0-6-1 away)

Day/Date	Score	W/L	Opponent	Location	Attend.	Temp.	Den. QB	Opp. QB
Sat., Sept. 7*	7-59	L	Kansas City Chiefs	Univ. of Denver Stadium	21,115	70°	Tripucka	Dawson
Sat., Sept. 14*	14-20	L	Houston Oilers	Jeppesen Stadium	23,147	78°	Tripucka	Blanda
Sun., Sept. 29	14-10	W	Boston Patriots	Bears Stadium	18,636	76°	Slaughter	Parilli
Sun., Oct. 6	50-34	W	San Diego Chargers	Bears Stadium	18,428	80°	Slaughter	Rote
Sun., Oct. 13	24-33	L	Houston Oilers	Bears Stadium	24,087	77°	McCormick	Blanda
Fri., Oct. 18*	21-40	L	Boston Patriots	Fenway Park	25,418	64°	Slaughter	Parilli
Sat., Oct. 26*	35-35	T	New York Jets	Polo Grounds	20,377	69°	Slaughter	Wood
Sun., Nov. 3	28-30	L	Buffalo Bills	Bears Stadium	19,424	51°	Slaughter	Kemp
Sat., Nov. 9*	17-27	L	Buffalo Bills	War Memorial Stadium	30,989	46°	Breaux	Kemp
Sun., Nov. 17	9-14	L	New York Jets	Bears Stadium	14,247	36°	Slaughter	Wood
Thu., Nov. 28	10-26	L	Oakland Raiders	Bears Stadium	17,463	40°	McCormick	Flores
Sun., Dec. 8	21-52	L	Kansas City Chiefs	Municipal Stadium	14,733	36°	Slaughter	Dawson
Sun., Dec. 15	31-35	L	Oakland Raiders	Frank Youell Field	15,223	44°	Slaughter	Flores
Sun., Dec. 22	20-58	L	San Diego Chargers	Balboa Stadium	31,312	69°	Breaux	Rote
(Bye Sept. 22)	301-473				298,213			

1964

HEAD COACH: Jack Faulkner (4 games) & Mac Speedie (10 games)

PRESEASON (2-3)

Day/Date	Score	W/L	Opponent	Location	Attend.	Temp.	Den. QB	Opp. QB
Sat., Aug. 8*	20-34	L	San Diego Chargers	Balboa Stadium	26,293	72°	Slaughter	Rote
Fri., Aug. 14*	7-20	L	Oakland Raiders	Bears Stadium	13,545	78°	McCormick	Davidson
Thu., Aug. 20*	32-20	W	Houston Oilers	Jeppesen Stadium	32,127	80°	Lee	Blanda
Fri., Aug. 28*	10-14	L	Kansas City Chiefs	Farrington Field, Fort Worth, Texas	19,500	88°	Lee	Wilson
Sat., Sept. 5*	27-17	W	Boston Patriots	Univ. of Denver Stadium	20,568	76°	Lee	Parilli
	96-105				112,033			

REGULAR SEASON (2-11-1 overall / 4th AFL West / 2-4-1 home / 0-7 away)

Day/Date	Score	W/L	Opponent	Location	Attend.	Temp.	Den. QB	Opp. QB
Sat., Sept. 12*	6-30	L	New York Jets	Shea Stadium	45,665	64°	Lee	Wood
Sun., Sept. 20	13-30	L	Buffalo Bills	War Memorial Stadium	28,501	65°	Lee	Kemp
Sun., Sept. 27	17-38	L	Houston Oilers	Bears Stadium	22,651	63°	Lee	Blanda
Sun., Oct. 4	10-39	L	Boston Patriots	Bears Stadium	15,485	59°	Lee	Parilli
— Jack Faulkner out, Mac Speedie in as head coach —								
Sun., Oct. 11	33-27	W	Kansas City Chiefs	Bears Stadium	16,285	54°	Lee	Dawson
Sun., Oct. 18	14-42	L	San Diego Chargers	Balboa Stadium	23,332	73°	Lee	Hadl
Sun., Oct. 25	7-40	L	Oakland Raiders	Frank Youell Field	17,858	54°	Lee	Davidson
Sun., Nov. 1	39-49	L	Kansas City Chiefs	Municipal Stadium	15,053	73°	Slaughter	Dawson
Sun., Nov. 8	20-31	L	San Diego Chargers	Bears Stadium	19,670	73°	Lee	Hadl
Sun., Nov. 15	20-16	W	New York Jets	Bears Stadium	11,309	25°	Lee	Wood
Fri., Nov. 20*	7-12	L	Boston Patriots	Fenway Park	24,979	52°	Lee	Parilli
Sun., Nov. 29	20-20	T	Oakland Raiders	Bears Stadium	15,958	35°	Slaughter	Flores
Sun., Dec. 13	19-30	L	Buffalo Bills	Bears Stadium	14,431	38°	Slaughter	Lamonica
Sun., Dec. 20	15-34	L	Houston Oilers	Jeppesen Stadium	15,839	52°	Slaughter	Blanda
(Bye Dec. 6)	240-438				285,003			

DID YOU KNOW?

The Broncos are one of only five current NFL teams to have never picked first in the NFL *or* AFL Draft. The other four teams are the Baltimore Ravens, Carolina Panthers, Jacksonville Jaguars and Seattle Seahawks.

1965

HEAD COACH: Mac Speedie

PRESEASON (1-4)

Day/Date	Score	W/L	Opponent	Location	Attend.	Temp.	Den. QB	Opp. QB
Sat., Aug. 7*	24-30	L	Kansas City Chiefs	Univ. of Denver Stadium	17,707	77°	Slaughter	Dawson
Sat., Aug. 14*	27-17	W	Oakland Raiders	Univ. of Utah Stadium, S.L.C., Utah	18,000	68°	McCormick	Flores
Sat., Aug. 21*	6-21	L	San Diego Chargers	Univ. of Denver Stadium	18,913	62°	Lee	Breaux
Sat., Aug. 28*	3-25	L	Houston Oilers	Alamo Stadium, San Antonio, Texas	12,666	88°	Slaughter	Trull
Sat., Sept. 4*	20-30	L	Oakland Raiders	Hughes Stadium, Sacramento, Calif.	14,550	70°	McCormick	Flores
	80-123				81,836			

REGULAR SEASON (4-10 overall / 4th AFL West / 2-5 home / 2-5 away)

Day/Date	Score	W/L	Opponent	Location	Attend.	Temp.	Den. QB	Opp. QB
Sat., Sept. 11*	31-34	L	San Diego Chargers	Balboa Stadium	27,022	65°	Slaughter	Hadl
Sun., Sept. 19	15-30	L	Buffalo Bills	Bears Stadium	30,682	46°	Slaughter	Kemp
Fri., Sept. 24*	27-10	W	Boston Patriots	Fenway Park	26,782	69°	Slaughter	Parilli
Sun., Oct. 3	16-13	W	New York Jets	Bears Stadium	34,988	83°	McCormick	Namath
Sun., Oct. 10	23-31	L	Kansas City Chiefs	Bears Stadium	31,001	79°	Slaughter	Beathard
Sun., Oct. 17	28-17	W	Houston Oilers	Bears Stadium	32,492	56°	McCormick	Blanda
Sun., Oct. 24	13-31	L	Buffalo Bills	War Memorial Stadium	45,046	40°	McCormick	Kemp
Sun., Oct. 31	10-45	L	New York Jets	Shea Stadium	53,717	72°	Slaughter	Taliaferro
Sun., Nov. 7	21-35	L	San Diego Chargers	Bears Stadium	33,073	63°	Slaughter	Hadl
Sun., Nov. 14	31-21	W	Houston Oilers	Rice Stadium	28,126	76°	McCormick	Blanda
Sun., Nov. 21	20-28	L	Oakland Raiders	Bears Stadium	30,369	52°	McCormick	Flores
Sun., Dec. 5	13-24	L	Oakland Raiders	Frank Youell Field	19,023	51°	Slaughter	Flores
Sun., Dec. 12	20-28	L	Boston Patriots	Bears Stadium	27,207	48°	Lee	Parilli
Sun., Dec. 19	35-45	L	Kansas City Chiefs	Municipal Stadium	14,421	44°	McCormick	Dawson
(Bye Nov. 28)	303-392				435,778			

1966

HEAD COACH: Mac Speedie (2 games) & Ray Malavasi (12 games)

PRESEASON (1-3)

Day/Date	Score	W/L	Opponent	Location	Attend.	Temp.	Den. QB	Opp. QB
Sat., Aug. 6*	30-32	L	Kansas City Chiefs	Univ. of Denver Stadium	17,771	80°	Slaughter	Dawson
Fri., Aug. 12*	3-25	L	Buffalo Bills	War Memorial Stadium	30,476	63°	Slaughter	Lamonica
Wed., Aug. 24*	28-16	W	Miami Dolphins	Memphis, Tenn.	18,442	68°	McCormick	Wilson, E.
Sun., Aug. 28	21-52	L	Oakland Raiders	Bears Stadium	14,074	84°	McCormick	Davidson
	82-126				80,763			

REGULAR SEASON (4-10 overall / 4th AFL West / 3-4 home / 1-6 away)

Day/Date	Score	W/L	Opponent	Location	Attend.	Temp.	Den. QB	Opp. QB
Sat., Sept. 3*	7-45	L	Houston Oilers	Rice Stadium	30,156	85°	Slaughter	Blanda
Sun., Sept. 18	10-24	L	Boston Patriots	Bears Stadium	25,337	70°	McCormick	Parilli
— Mac Speedie out, Ray Malavasi in as head coach —								
Sun., Sept. 25	7-16	L	New York Jets	Bears Stadium	29,878	77°	McCormick	Namath
Sun., Oct. 2	40-38	W	Houston Oilers	Bears Stadium	27,203	77°	McCormick	Blanda
Sat., Oct. 8*	10-37	L	Kansas City Chiefs	Municipal Stadium	33,929	71°	McCormick	Dawson
Sun., Oct. 16	7-24	L	Miami Dolphins	Orange Bowl	23,393	82°	McCormick	Wilson
Sun., Oct. 23	10-56	L	Kansas City Chiefs	Bears Stadium	26,196	58°	Choboian	Dawson
Sun., Oct. 30	17-24	L	San Diego Chargers	Balboa Stadium	25,819	71°	Choboian	Hadl
Sun., Nov. 6	17-10	W	Boston Patriots	Fenway Park	18,154	42°	Choboian	Parilli
Sun., Nov. 20	3-17	L	Oakland Raiders	Bears Stadium	26,703	65°	Choboian	Flores
Sun., Nov. 27	20-17	W	San Diego Chargers	Bears Stadium	24,860	45°	Choboian	Tensi
Sun., Dec. 4	17-7	W	Miami Dolphins	Bears Stadium	32,592	49°	Choboian	Wood
Sun., Dec. 11	10-28	L	Oakland Raiders	Oakland-Alameda County Coliseum	31,765	55°	Choboian	Flores
Sun., Dec. 18	21-38	L	Buffalo Bills	War Memorial Stadium	40,538	39°	Glacken	Kemp
(Bye Sept. 11 & Nov. 13)	196-381				395,997			

1967

HEAD COACH: Lou Saban

PRESEASON (3-1)

Day/Date	Score	W/L	Opponent	Location	Attend.	Temp.	Den. QB	Opp. QB
Sat., July 29*	2-19	L	Miami Dolphins	Rubber Bowl, Akron, Ohio	7,000	73°	Kent	Norton
Sat., Aug. 5*	13-7	W	Detroit Lions (NFL)	Univ. of Denver Stadium	21,228	75°	Glacken	Sweetan
Fri., Aug. 18*	14-3	W	Minnesota Vikings (NFL)	Univ. of Denver Stadium	31,850	64°	Choboian	Sweetan/Kellen
Sun., Aug. 27	21-17	W	Oakland Raiders	North Platte, Neb.	6,500	88°	Tensi	Lamonica
	50-46				66,578			

REGULAR SEASON (3-11 overall / 4th AFL West / 1-6 home / 2-5 away)

Day/Date	Score	W/L	Opponent	Location	Attend.	Temp.	Den. QB	Opp. QB
Sun., Sept. 3	26-21	W	Boston Patriots	Bears Stadium	35,488	82°	Tensi	Parilli
Sun., Sept. 10	0-51	L	Oakland Raiders	Oakland-Alameda County Coliseum	25,423	73°	Tensi	Lamonica
Sun., Sept. 17	21-35	L	Miami Dolphins	Orange Bowl	29,381	86°	Tensi	Stofa
Sun., Sept. 24	24-38	L	New York Jets	Bears Stadium	35,365	84°	Tensi	Namath
Sun., Oct. 1	6-10	L	Houston Oilers	Rice Stadium	21,798	80°	Tensi	Davis
Sun., Oct. 8	16-17	L	Buffalo Bills	Bears Stadium	35,188	68°	Leclair	Kemp
Sun., Oct. 22	21-38	L	San Diego Chargers	Bears Stadium	34,464	72°	Tensi	Hadl
Sun., Oct. 29	9-52	L	Kansas City Chiefs	Municipal Stadium	44,002	64°	Tensi	Dawson
Sun., Nov. 5	17-21	L	Oakland Raiders	Bears Stadium	29,043	39°	Tensi	Lamonica
Sun., Nov. 12	18-20	L	Houston Oilers	Bears Stadium	30,392	61°	Leclair	Beathard
Sun., Nov. 19	21-20	W	Buffalo Bills	War Memorial Stadium	30,891	33°	Tensi	Kemp
Thu., Nov. 23*	20-24	L	San Diego Chargers	San Diego Stadium	34,586	70°	Tensi	Hadl
Sun., Dec. 3	33-24	W	New York Jets	Shea Stadium	61,615	51°	Tensi	Namath
Sun., Dec. 17	24-38	L	Kansas City Chiefs	Bears Stadium	31,660	41°	Tensi	Dawson
(Bye Oct. 15 & Dec. 10)	256-409				479,497			

1968

HEAD COACH: Lou Saban

PRESEASON (1-4)

Day/Date	Score	W/L	Opponent	Location	Attend.	Temp.	Den. QB	Opp. QB
Sat., Aug. 10*	15-13	W	Cincinnati Bengals	Univ. of Denver Stadium	13,841	55°	Tensi	Stofa
Sat., Aug. 17*	16-39	L	Minnesota Vikings (NFL)	Univ. of Denver Stadium	20,901	77°	Tensi	Cuzzo
Fri., Aug. 23*	6-22	L	San Francisco 49ers (NFL)	Univ. of Denver Stadium	22,254	72°	Tensi	Brodie
Fri., Aug. 30*	3-6	L	San Diego Chargers	Alamo Stadium, San Antonio, Texas	10,328	82°	Leclair	Hadl
Sat., Sept. 7*	7-23	L	Oakland Raiders	Portland, Ore.	18,031	74°	McCormick	Lamonica
	47-103				85,355			

REGULAR SEASON (5-9 overall / 4th AFL West / 3-4 home / 2-5 away)

Day/Date	Score	W/L	Opponent	Location	Attend.	Temp.	Den. QB	Opp. QB
Sun., Sept. 15	10-24	L	Cincinnati Bengals	Nippert Stadium	25,049	83°	McCormick	Stofa
Sun., Sept. 22	2-34	L	Kansas City Chiefs	Municipal Stadium	45,821	80°	Leclair	Dawson
Sun., Sept. 29	17-20	L	Boston Patriots	Bears Stadium	37,024	60°	Leclair	Taliaferro
Sun., Oct. 6	10-7	W	Cincinnati Bengals	Bears Stadium	41,257	72°	Briscoe	Stofa
Sun., Oct. 13	21-13	W	New York Jets	Shea Stadium	62,052	70°	Tensi	Namath
Sun., Oct. 20	24-55	L	San Diego Chargers	San Diego Stadium	42,953	73°	Tensi	Hadl
Sun., Oct. 27	21-14	W	Miami Dolphins	Bears Stadium	44,115	56°	Tensi	Griese
Sun., Nov. 3	35-14	W	Boston Patriots	Fenway Park	18,304	58°	Tensi	Taliaferro
Sun., Nov. 10	7-43	L	Oakland Raiders	Bears Stadium	50,002	38°	Tensi	Blanda
Sun., Nov. 17	17-38	L	Houston Oilers	Astrodome	36,075	Ind.	Tensi	Beathard
Sun., Nov. 24	34-32	W	Buffalo Bills	Bears Stadium	35,201	50°	Briscoe	Rutkowski
Sun., Dec. 1	23-47	L	San Diego Chargers	Bears Stadium	35,212	40°	Briscoe	Hadl
Sun., Dec. 8	27-33	L	Oakland Raiders	Oakland-Alameda County Coliseum	47,754	54°	Briscoe	Lamonica
Sat., Dec. 14	7-30	L	Kansas City Chiefs	Bears Stadium	38,463	51°	Briscoe	Dawson
(Bye Sept. 8)	255-404				559,382			

1969

HEAD COACH: Lou Saban

PRESEASON (1-4)

Day/Date	Score	W/L	Opponent	Location	Attend.	Temp.	Den. QB	Opp. QB
Sat., Aug. 9*	6-26	L	Minnesota Vikings (NFL)	Metropolitan Stadium	45,916	81°	Tensi	Kapp
Sat., Aug. 16*	22-28	L	New Orleans Saints (NFL)	Mile High Stadium	28,356	76°	Liske	Kilmer
Sat., Aug. 23*	19-15	W	San Francisco 49ers (NFL)	Mile High Stadium	33,161	75°	Tensi	Brodie
Sat., Aug. 30*	10-26	L	Boston Patriots	Jacksonville, Fla.	18,375	87°	Tensi	Taliaferro
Sat., Sept. 6*	11-13	L	Cincinnati Bengals	Nippert Stadium	24,020	80°	Tensi	Cook
	68-108				149,828			

REGULAR SEASON (5-8 overall / 4th AFL West / 4-2-1 home / 1-6 away)

Day/Date	Score	W/L	Opponent	Location	Attend.	Temp.	Den. QB	Opp. QB
Sun., Sept. 14	35-7	W	Boston Patriots	Mile High Stadium	43,482	79°	Tensi	Taliaferro
Sun., Sept. 21	21-19	W	New York Jets	Mile High Stadium	50,583	76°	Tensi	Namath
Sun., Sept. 28	28-41	L	Buffalo Bills	War Memorial Stadium	40,302	57°	Liske	Kemp
Sun., Oct. 5	13-26	L	Kansas City Chiefs	Mile High Stadium	50,564	40°	Tensi	Livingston
Sun., Oct. 12	14-24	L	Oakland Raiders	Mile High Stadium	49,511	22°	Tensi	Lamonica
Sun., Oct. 19	30-23	W	Cincinnati Bengals	Nippert Stadium	27,920	70°	Tensi	Wyche
Sun., Oct. 26	21-24	L	Houston Oilers	Astrodome	45,348	Ind.	Tensi	Beathard
Sun., Nov. 2	13-0	W	San Diego Chargers	Mile High Stadium	45,511	32°	Tensi	Hadl
Sun., Nov. 9	10-41	L	Oakland Raiders	Oakland-Alameda County Coliseum	54,416	69°	Tensi	Lamonica
Sun., Nov. 16	20-20	T	Houston Oilers	Mile High Stadium	45,002	57°	Tensi	Trull
Sun., Nov. 23	24-45	L	San Diego Chargers	San Diego Stadium	34,664	75°	Tensi	Domres
Thu., Nov. 27	17-31	L	Kansas City Chiefs	Municipal Stadium	48,773	37°	Tensi	Dawson
Sun., Dec. 7	24-27	L	Miami Dolphins	Orange Bowl	25,332	75°	Tensi	Norton
Sun., Dec. 14	27-16	W	Cincinnati Bengals	Mile High Stadium	42,198	64°	Liske	Cook
	297-344				603,606			

1970

HEAD COACH: Lou Saban

PRESEASON (3-2)

Day/Date	Score	W/L	Opponent	Location	Attend.	Temp.	Den. QB	Opp. QB
Sat., Aug. 15*	26-16	W	St. Louis Cardinals	Mile High Stadium	36,327	68°	Liske	Hart
Sat., Aug. 22*	7-24	L	Baltimore Colts	Mile High Stadium	42,499	76°	Liske	Unitas
Sat., Aug. 29*	7-23	L	San Francisco 49ers	Autzen Stadium, Eugene, Ore.	26,238	70°	Liske	Brodie
Sat., Sept. 5*	30-17	W	Chicago Bears	Mile High Stadium	42,373	71°	Liske	Douglas
F								

1971

HEAD COACH: Lou Saban (9 games) & Jerry Smith (5 games)

PRESEASON (1-4)

Day/Date	Score	W/L	Opponent	Location	Attend.	Temp.	Den. QB	Opp. QB
Sat., Aug. 14*	13-17	L	Washington Redskins	Mile High Stadium	42,561	69°	Horn	Jurgensen
Sat., Aug. 21*	10-27	L	Atlanta Falcons	Memorial Stadium, Memphis, Tenn.	22,474	85°	Horn	Berry
Sat., Aug. 28*	17-33	L	San Francisco 49ers	Joe Albi Stadium, Spokane, Wash.	33,084	80°	Horn	Spurrier
Sat., Sept. 4*	14-17	W	Minnesota Vikings	Mile High Stadium	43,140	63°	Horn	Snead
Sun., Sept. 12*	17-33	L	Chicago Bears	Soldier Field	47,215	64°	Horn	Concannon
	71-117				188,434			

REGULAR SEASON (4-9-1 overall / 4th AFC West (1-5 Div.) / 2-4-1 home / 2-5 away)

Day/Date	Score	W/L	Opponent	Location	Attend.	Temp.	Den. QB	Opp. QB
Sun., Sept. 19	10-10	T	Miami Dolphins	Mile High Stadium	51,228	49°	Horn	Griese
Sun., Sept. 26	13-34	L	Green Bay Packers	Milwaukee County Stadium	47,957	59°	Horn	Hunter
Sun., Oct. 3	3-16	L	Kansas City Chiefs	Mile High Stadium	51,200	64°	Horn	Dawson
Sun., Oct. 10	16-27	L	Oakland Raiders	Mile High Stadium	51,200	82°	Horn	Lamonica
Sun., Oct. 17	20-16	W	San Diego Chargers	Mile High Stadium	51,200	62°	Horn	Hadl
Sun., Oct. 24	27-0	W	Cleveland Browns	Cleveland Stadium	75,674	60°	Horn	Nelsen
Sun., Oct. 31	16-17	L	Philadelphia Eagles	Veterans Stadium	65,358	63°	Horn	Arrington
Sun., Nov. 7	20-24	L	Detroit Lions	Mile High Stadium	51,200	58°	Horn	Landry
Sun., Nov. 14	10-24	L	Cincinnati Bengals	Mile High Stadium	51,200	56°	Horn	Carter
<i>— Lou Saban out, Jerry Smith in as head coach —</i>								
Sun., Nov. 21	10-28	L	Kansas City Chiefs	Municipal Stadium	49,945	41°	Ramsey	Dawson
Sun., Nov. 28	22-10	W	Pittsburgh Steelers	Three Rivers Stadium	39,710	42°	Ramsey	Bradshaw
Sun., Dec. 5	6-3	W	Chicago Bears	Mile High Stadium	51,200	50°	Ramsey	Douglass
Sun., Dec. 12	17-45	L	San Diego Chargers	San Diego Stadium	44,347	63°	Ramsey	Hadl
Sun., Dec. 19	13-21	L	Oakland Raiders	Oakland-Alameda County Coliseum	54,651	48°	Ramsey	Lamonica
	203-275				736,042			

1972

HEAD COACH: John Ralston

PRESEASON (2-3)

Day/Date	Score	W/L	Opponent	Location	Attend.	Temp.	Den. QB	Opp. QB
Fri., Aug. 11*	0-41	L	Washington Redskins	RFK Stadium	46,043	75°	Horn	Kilmer
Sat., Aug. 19*	13-17	L	St. Louis Cardinals	Busch Stadium	34,506	87°	Ramsey	Cuozzo
Sun., Aug. 27*	27-24	W	San Francisco 49ers	Candlestick Park	58,115	69°	Johnson	Brodie
Sat., Sept. 2*	49-24	W	New England Patriots	Mile High Stadium	37,128	64°	Ramsey	Plunkett
Sun., Sept. 10	13-20	L	Baltimore Colts	Mile High Stadium	49,605	80°	Johnson	Unitas
	102-126				225,397			

REGULAR SEASON (5-9 overall / 3rd AFC West (2-4 Div.) / 3-4 home / 2-5 away)

Day/Date	Score	W/L	Opponent	Location	Attend.	Temp.	Den. QB	Opp. QB
Sun., Sept. 17	30-17	W	Houston Oilers	Mile High Stadium	51,656	84°	Ramsey	Pastorini
Sun., Sept. 24	14-37	L	San Diego Chargers	San Diego Stadium	49,048	70°	Ramsey	Hadl
Sun., Oct. 1	24-45	L	Kansas City Chiefs	Mile High Stadium	51,656	80°	Ramsey	Dawson
Sun., Oct. 8	10-21	L	Cincinnati Bengals	Riverfront Stadium	55,812	67°	Ramsey	Anderson
Sun., Oct. 15	20-23	L	Minnesota Vikings	Mile High Stadium	51,656	79°	Ramsey	Tarkenton
Sun., Oct. 22	30-23	W	Oakland Raiders	Oakland-Alameda County Coliseum	53,551	59°	Johnson	Lamonica
Sun., Oct. 29	20-27	L	Cleveland Browns	Mile High Stadium	51,656	37°	Johnson	Phipps
Sun., Nov. 5	17-29	L	New York Giants	Yankee Stadium	62,689	44°	Johnson	Snead
Sun., Nov. 12	16-10	W	Los Angeles Rams	L.A. Coliseum	65,398	68°	Johnson	Gabriel
Sun., Nov. 19	20-37	L	Oakland Raiders	Mile High Stadium	51,656	43°	Johnson	Lamonica
Sun., Nov. 26	20-23	L	Atlanta Falcons	Atlanta Stadium	58,850	43°	Johnson	Berry
Sun., Dec. 3	21-24	L	Kansas City Chiefs	Arrowhead Stadium	66,725	20°	Johnson	Dawson
Sun., Dec. 10	38-13	W	San Diego Chargers	Mile High Stadium	51,478	9°	Johnson	Hadl
Sun., Dec. 17	45-21	W	New England Patriots	Mile High Stadium	51,656	47°	Johnson	Plunkett
	325-350				773,487			

1973

HEAD COACH: John Ralston

PRESEASON (2-3)

Day/Date	Score	W/L	Opponent	Location	Attend.	Temp.	Den. QB	Opp. QB
Fri., Aug. 10*	10-14	L	Washington Redskins	RFK Stadium	38,923	87°	Johnson	Kilmer
Sat., Aug. 18*	38-17	W	St. Louis Cardinals	Mile High Stadium	39,088	82°	Ernst	Hart
Sun., Aug. 26	7-43	L	San Francisco 49ers	Candlestick Park	59,097	66°	Ramsey	Spurrier
Fri., Aug. 31*	16-14	W	Buffalo Bills	Mile High Stadium	42,336	71°	Johnson	Ferguson
Sun., Sept. 9	10-17	L	Baltimore Colts	Mile High Stadium	41,860	68°	Johnson	Domres
	81-105				221,315			

REGULAR SEASON (7-5-2 overall / 3rd AFC West (3-2-1 Div.) / 3-3-1 home / 4-2-1 away)

Day/Date	Score	W/L	Opponent	Location	Attend.	Temp.	Den. QB	Opp. QB
Sun., Sept. 16	28-10	W	Cincinnati Bengals	Mile High Stadium	49,059	45°	Johnson	Anderson
Sun., Sept. 23	34-36	L	San Francisco 49ers	Mile High Stadium	51,706	82°	Johnson	Brodie
Sun., Sept. 30	14-33	L	Chicago Bears	Mile High Stadium	51,159	74°	Johnson	Douglass
Sun., Oct. 7	14-16	L	Kansas City Chiefs	Arrowhead Stadium	71,414	72°	Johnson	Dawson
Sun., Oct. 14	48-20	W	Houston Oilers	Astrodome	32,801	Ind.	Johnson	Pastorini
Mon., Oct. 22*	23-23	T	Oakland Raiders	Mile High Stadium	51,270	65°	Johnson	Stabler
Sun., Oct. 28	40-28	W	New York Jets	Shea Stadium	55,108	54°	Johnson	Demory
Sun., Nov. 4	17-17	T	St. Louis Cardinals	Busch Stadium	46,565	48°	Johnson	Hart
Sun., Nov. 11	30-19	W	San Diego Chargers	Mile High Stadium	51,034	73°	Johnson	Clark, W.
Sun., Nov. 18	23-13	W	Pittsburgh Steelers	Three Rivers Stadium	48,580	43°	Johnson	Hanratty
Sun., Nov. 25	14-10	W	Kansas City Chiefs	Mile High Stadium	51,331	45°	Johnson	Livingston
Sun., Dec. 2	10-22	L	Dallas Cowboys	Mile High Stadium	51,508	54°	Johnson	Staubach
Sun., Dec. 9	42-28	W	San Diego Chargers	San Diego Stadium	44,954	78°	Johnson	Fouts
Sun., Dec. 16	17-21	L	Oakland Raiders	Oakland-Alameda County Coliseum	51,910	49°	Johnson	Stabler
	354-296				708,399			

1974

HEAD COACH: John Ralston

PRESEASON (4-2)

Day/Date	Score	W/L	Opponent	Location	Attend.	Temp.	Den. QB	Opp. QB
Sat., Aug. 3*	19-41	L	New York Jets	Mile High Stadium	27,599	73°	Hufnagel	Jones, J.
Sat., Aug. 10*	27-21	W	Minnesota Vikings	Mile High Stadium	23,822	71°	Hufnagel	Kaye
Sun., Aug. 18	10-3	W	San Francisco 49ers	Candlestick Park	29,908	66°	Hufnagel	Owen
Sat., Aug. 24*	31-21	W	Green Bay Packers	Lambeau Field	56,257	61°	Johnson	Plunkett
Sat., Aug. 31*	27-21	W	New England Patriots	Joe Albi Stadium, Spokane, Wash.	18,000	78°	Johnson	Tagge
Sun., Sept. 8*	14-20	L	Atlanta Falcons	Mile High Stadium	43,253	78°	Johnson	Lee
	128-127				198,839			

REGULAR SEASON (7-6-1 overall / 2nd AFC West (3-3 Div.) / 3-3-1 home / 4-3 away)

Day/Date	Score	W/L	Opponent	Location	Attend.	Temp.	Den. QB	Opp. QB
Sun., Sept. 15	10-17	L	Los Angeles Rams	Mile High Stadium	56,981	65°	Johnson	Hadl
Sun., Sept. 22	35-35	T	Pittsburgh Steelers (OT)	Mile High Stadium	50,858	74°	Johnson	Gilliam
Mon., Sept. 30*	3-30	L	Washington Redskins	RFK Stadium	54,395	67°	Johnson	Kilmer
Sun., Oct. 6	17-14	W	Kansas City Chiefs	Arrowhead Stadium	67,298	52°	Johnson	Livingston
Sun., Oct. 13	33-17	W	New Orleans Saints	Mile High Stadium	50,751	66°	Ramsey	Manning, A.
Sun., Oct. 20	27-7	W	San Diego Chargers	Mile High Stadium	50,748	75°	Johnson	Fouts
Sun., Oct. 27	21-23	L	Cleveland Browns	Cleveland Stadium	60,478	61°	Johnson	Phipps
Sun., Nov. 3	17-28	L	Oakland Raiders	Mile High Stadium	45,766	33°	Johnson	Stabler
Sun., Nov. 10	17-6	W	Baltimore Colts	Memorial Stadium	32,244	58°	Johnson	Domres
Mon., Nov. 18*	34-42	L	Kansas City Chiefs	Mile High Stadium	50,236	50°	Johnson	Dawson
Sun., Nov. 24	20-17	W	Oakland Raiders	Oakland-Alameda County Coliseum	51,224	62°	Johnson	Stabler
Thu., Nov. 28	31-27	W	Detroit Lions	Tiger Stadium	51,157	34°	Johnson	Landry
Sun., Dec. 8	37-14	W	Houston Oilers	Mile High Stadium	46,942	36°	Johnson	Pastorini
Sun., Dec. 15	0-17	L	San Diego Chargers	San Diego Stadium	35,756	70°	Ramsey	Freitas
	302-294				704,834			

1975

HEAD COACH: John Ralston

PRESEASON (3-3)

Day/Date	Score	W/L	Opponent	Location	Attend.	Temp.	Den. QB	Opp. QB
Sat., Aug. 9*	20-23	L	Baltimore Colts	Mile High Stadium	35,269	86°	Hufnagel	Jones, B.
Sat., Aug. 16*	21-24	L	New Orleans Saints	Superdome	40,089	Ind.	Ramsey	Manning, A.
Sat., Aug. 23*	27-21	W	Houston Oilers	Mile High Stadium	33,813	83°	Hufnagel	Dickey
Sat., Aug. 30*	13-0	W	Chicago Bears	Soldier Field	30,128	68°	Ramsey	Douglass
Sun., Sept. 7	10-44	L	San Francisco 49ers	Candlestick Park	45,686	62°	Johnson	Snead
Sun., Sept. 14	21-17	W	St. Louis Cardinals	Mile High Stadium	45,631	73°	Johnson	Hart
	112-129				230,616			

REGULAR SEASON (6-8 overall / 2nd AFC West (3-3 Div.) / 5-2 home / 1-6 away)

Day/Date	Score	W/L	Opponent	Location	Attend.	Temp.	Den. QB	Opp. QB
Sun., Sept. 21	37-33	W	Kansas City Chiefs	Mile High Stadium	51,858	58°	Johnson	Livingston
Mon., Sept. 29	23-13	W	Green Bay Packers	Mile High Stadium	52,491	64°	Johnson	Hadl
Sun., Oct. 5	14-38	L	Buffalo Bills	Rich Stadium	79,798	70°	Johnson	Ferguson
Sun., Oct. 12	9-20	L	Pittsburgh Steelers	Three Rivers Stadium	49,164	56°	Johnson	Bradshaw
Sun., Oct. 19	16-15	W	Cleveland Browns	Mile High Stadium	52,540	77°	Johnson	Phipps
Sun., Oct. 26	13-26	L	Kansas City Chiefs	Arrowhead Stadium	70,043	55°	Johnson	Livingston
Sun., Nov. 2	17-42	L	Oakland Raiders	Mile High Stadium	52,330	62°	Ramsey	Stabler
Sun., Nov. 9	16-17	L	Cincinnati Bengals	Mile High Stadium	49,702	36°	Ramsey	Anderson
Sun., Nov. 16	27-17	W	San Diego Chargers	San Diego Stadium	26,048	70°	Ramsey	Fouts
Sun., Nov. 23	21-35	L	Atlanta Falcons	Atlanta-Fulton County Stadium	28,686	39°	Ramsey	Bartkowski
Sun., Nov. 30	13-10	W	San Diego Chargers (OT)	Mile High Stadium	44,982	33°	Ramsey	Freitas
Mon., Dec. 8*	10-17	L	Oakland Raiders	Oakland-Alameda County Coliseum	51,075	57°	Hufnagel	Stabler
Sun., Dec. 14	25-10	W	Philadelphia Eagles	Mile High Stadium	36,860	18°	Ramsey	Boryla
Sat., Dec. 20	13-14	L	Miami Dolphins	Orange Bowl	43,064	75°	Ramsey	Strock
	254-307				688,641			

1976

HEAD COACH: John Ralston

PRESEASON (5-2)

Day/Date	Score	W/L	Opponent	Location	Attend.	Temp.	Den. QB	Opp. QB
----------	-------	-----	----------	----------	---------	-------	---------	---------

Sun., Oct. 31	6-19	L	Oakland Raiders	Oakland-Alameda County Coliseum	52,169	62°	Ramsey	Stabler
Sun., Nov. 7	48-13	W	Tampa Bay Buccaneers	Mile High Stadium	62,503	57°	Ramsey	Spurrier
Sun., Nov. 14	17-0	W	San Diego Chargers	San Diego Stadium	32,017	66°	Ramsey	Fouts
Sun., Nov. 21	14-13	W	New York Giants	Mile High Stadium	62,961	40°	Ramsey	Morton
Sun., Nov. 28	14-38	L	New England Patriots	Schaefer Stadium	61,128	56°	Ramsey	Grogan
Sun., Dec. 5	17-16	W	Kansas City Chiefs	Mile High Stadium	57,995	34°	Penrose	Livingston
Sun., Dec. 12	28-14	W	Chicago Bears	Soldier Field	44,459	30°	Penrose	Avellini
	315-206				783,589			

1977

HEAD COACH: Red Miller

PRESEASON (5-1)

Day/Date	Score	W/L	Opponent	Location	Attend.	Temp.	Den. QB	Opp. QB
Fri., Aug. 5*	14-8	W	Baltimore Colts	Mile High Stadium	40,059	68°	Morton	Jones, B.
Sat., Aug. 13*	15-7	W	St. Louis Cardinals	Mile High Stadium	44,001	79°	Weese	Wells
Sat., Aug. 20*	10-2	W	Atlanta Falcons	Atlanta-Fulton County Stadium	21,239	78°	Penrose	McQuilken
Sun., Aug. 28*	24-28	L	Philadelphia Eagles	Veterans Stadium	29,532	86°	Spurrier	Jaworski
Fri., Sept. 2*	27-10	W	Seattle Seahawks	Kingdome	54,916	Ind.	Morton	Zorn
Sat., Sept. 10*	20-0	W	San Francisco 49ers	Candlestick Park	36,441	66°	Morton	Plunkett
	110-55				226,188			

REGULAR SEASON (12-2 overall / 1st AFC West (6-1 Div.) / 6-1 home / 6-1 away)

Day/Date	Score	W/L	Opponent	Location	Attend.	Temp.	Den. QB	Opp. QB
Sun., Sept. 18	7-0	W	St. Louis Cardinals	Mile High Stadium	75,002	71°	Morton	Hart
Sun., Sept. 25	26-6	W	Buffalo Bills	Mile High Stadium	74,737	80°	Morton	Ferguson
Sun., Oct. 2	24-13	W	Seattle Seahawks	Kingdome	53,108	Ind.	Morton	Myer
Sun., Oct. 9	23-7	W	Kansas City Chiefs	Mile High Stadium	74,718	68°	Morton	Livingston
Sun., Oct. 16	30-7	W	Oakland Raiders	Oakland-Alameda County Coliseum	53,616	62°	Morton	Stabler
Sun., Oct. 23	24-13	W	Cincinnati Bengals	Riverfront Stadium	54,395	59°	Morton	Reaves
Sun., Oct. 30	14-24	L	Oakland Raiders	Mile High Stadium	75,007	67°	Morton	Stabler
Sun., Nov. 6	21-7	W	Pittsburgh Steelers	Mile High Stadium	74,967	62°	Morton	Bradshaw
Sun., Nov. 13	17-14	W	San Diego Chargers	San Diego Stadium	45,211	73°	Morton	Harris, J.
Sun., Nov. 20	14-7	W	Kansas City Chiefs	Arrowhead Stadium	54,050	52°	Morton	Livingston
Sun., Nov. 27	27-13	W	Baltimore Colts	Mile High Stadium	74,939	47°	Morton	Jones, B.
Sun., Dec. 4	24-14	W	Houston Oilers	Astrodome	46,875	Ind.	Morton	Pastorini
Sun., Dec. 11	17-9	W	San Diego Chargers	Mile High Stadium	74,905	64°	Morton	Fouts
Sun., Dec. 18	6-14	L	Dallas Cowboys	Texas Stadium	63,752	77°	Morton	Staubach
	274-148				892,899			

1977 AFC DIVISIONAL PLAYOFF GAME

Sat., Dec. 24	34-21	W	Pittsburgh Steelers	Mile High Stadium	75,011	43°	Morton	Bradshaw
---------------	-------	---	---------------------	-------------------	--------	-----	--------	----------

1977 AFC CHAMPIONSHIP GAME

Sun., Jan. 1	20-17	W	Oakland Raiders	Mile High Stadium	74,982	18°	Morton	Stabler
--------------	-------	---	-----------------	-------------------	--------	-----	--------	---------

SUPER BOWL XII

Sun., Jan. 15	10-27	L	Dallas Cowboys	Louisiana Superdome, New Orleans	75,583	Ind.	Morton	Staubach
---------------	-------	---	----------------	----------------------------------	--------	------	--------	----------

1978

HEAD COACH: Red Miller

PRESEASON (2-2)

Day/Date	Score	W/L	Opponent	Location	Attend.	Temp.	Den. QB	Opp. QB
Sat., Aug. 5*	17-12	W	Houston Oilers	Astrodome	48,027	Ind.	Morton	Pastorini
Sat., Aug. 12*	14-21	L	Dallas Cowboys	Mile High Stadium	74,619	91°	Morton	Staubach
Sat., Aug. 19*	23-13	W	Buffalo Bills	Rich Stadium	18,301	82°	Morton	Johnson, K.
Fri., Aug. 25*	13-24	L	San Francisco 49ers	Mile High Stadium	73,559	75°	Morton	Plunkett
	67-70				214,506			

REGULAR SEASON (10-6 overall / 1st AFC West (7-1 Div.) / 6-2 home / 4-4 away)

Day/Date	Score	W/L	Opponent	Location	Attend.	Temp.	Den. QB	Opp. QB
Sun., Sept. 3	14-6	W	Oakland Raiders	Mile High Stadium	74,904	90°	Morton	Stabler
Mon., Sept. 11*	9-12	L	Minnesota Vikings (OT)	Metropolitan Stadium	46,508	79°	Morton	Tarkenton
Sun., Sept. 17	27-14	W	San Diego Chargers	Mile High Stadium	74,983	70°	Morton	Fouts
Sun., Sept. 24	23-17	W	Kansas City Chiefs (OT)	Arrowhead Stadium	60,593	83°	Morton	Livingston
Sun., Oct. 1	28-7	W	Seattle Seahawks	Mile High Stadium	74,989	83°	Weese	Zorn
Sun., Oct. 8	0-23	L	San Diego Chargers	San Diego Stadium	50,077	73°	Morton	Fouts
Mon., Oct. 16*	16-7	W	Chicago Bears	Mile High Stadium	75,008	65°	Penrose	Avellini
Sun., Oct. 22	6-7	L	Baltimore Colts	Memorial Stadium	54,057	75°	Morton	Troup
Sun., Oct. 29	20-17	W	Seattle Seahawks (OT)	Kingdome	62,948	Ind.	Morton	Zorn
Sun., Nov. 5	28-31	L	New York Jets	Mile High Stadium	74,983	49°	Penrose	Robinson, M.
Sun., Nov. 12	19-7	W	Cleveland Browns	Cleveland Stadium	70,856	48°	Morton	Sipe
Sun., Nov. 19	16-3	W	Green Bay Packers	Mile High Stadium	74,965	35°	Morton	Whitehurst
Thu., Nov. 23	14-17	L	Detroit Lions	Silverdome	71,785	Ind.	Morton	Danielson
Sun., Dec. 3*	21-6	W	Oakland Raiders	Oakland-Alameda County Coliseum	53,932	52°	Morton	Stabler
Sun., Dec. 10	24-3	W	Kansas City Chiefs	Mile High Stadium	74,149	35°	Morton	Livingston
Sat., Dec. 16	17-21	L	Pittsburgh Steelers	Mile High Stadium	74,104	35°	Morton	Bradshaw
	282-198				1,067,693			

1978 AFC DIVISIONAL PLAYOFF GAME

Sat., Dec. 30	10-33	L	Pittsburgh Steelers	Three Rivers Stadium	48,921	33°	Morton	Bradshaw
---------------	-------	---	---------------------	----------------------	--------	-----	--------	----------

Did You Know?

The Broncos have been called for the third-fewest penalties (424) in the NFL during the last five seasons (since 2004).

1979

HEAD COACH: Red Miller

PRESEASON (3-1)

Day/Date	Score	W/L	Opponent	Location	Attend.	Temp.	Den. QB	Opp. QB
Sat., Aug. 4*	6-7	L	Dallas Cowboys	Texas Stadium	61,192	91°	Weese	Staubach
Sat., Aug. 11*	13-6	W	Washington Redskins	Mile High Stadium	58,799	78°	Morton	Theismann
Sat., Aug. 18*	21-0	W	San Francisco 49ers	Candlestick Park	34,133	60°	Penrose	Montana
Fri., Aug. 24*	20-17	W	New England Patriots (OT)	Mile High Stadium	75,103	69°	Weese	Grogan
	60-30				229,227			

REGULAR SEASON (10-6 overall / 2nd AFC West (4-4 Div.) / 6-2 home / 4-4 away)

Day/Date	Score	W/L	Opponent	Location	Attend.	Temp.	Den. QB	Opp. QB
Sun., Sept. 2	10-0	W	Cincinnati Bengals	Mile High Stadium	74,788	85°	Weese	Anderson
Thu., Sept. 6*	9-13	L	Los Angeles Rams	Mile High Stadium	74,884	83°	Weese	Haden
Sun., Sept. 16	20-17	W	Atlanta Falcons (OT)	Atlanta-Fulton County Stadium	57,677	70°	Weese	Bartkowski
Sun., Sept. 23	37-34	W	Seattle Seahawks	Mile High Stadium	74,879	81°	Weese	Zorn
Sun., Sept. 30	3-27	L	Oakland Raiders	Oakland-Alameda County Coliseum	52,632	72°	Weese	Stabler
Sun., Oct. 7	7-0	W	San Diego Chargers	Mile High Stadium	74,997	85°	Weese	Fouts
Sun., Oct. 14	24-10	W	Kansas City Chiefs	Arrowhead Stadium	74,292	59°	Morton	Fuller
Mon., Oct. 22*	7-42	L	Pittsburgh Steelers	Three Rivers Stadium	49,699	70°	Morton	Bradshaw
Sun., Oct. 28	20-3	W	Kansas City Chiefs	Mile High Stadium	74,908	62°	Morton	Livingston
Sun., Nov. 4	10-3	W	New Orleans Saints	Mile High Stadium	74,482	48°	Morton	Manning, A.
Sun., Nov. 11	45-10	W	New England Patriots	Mile High Stadium	74,379	39°	Morton	Grogan
Sun., Nov. 18	38-28	W	San Francisco 49ers	Candlestick Park	42,910	62°	Morton	DeBerg
Sun., Nov. 25	10-14	L	Oakland Raiders	Mile High Stadium	74,186	40°	Morton	Stabler
Sun., Dec. 2	19-16	W	Buffalo Bills	Rich Stadium	37,886	24°	Morton	Ferguson
Sat., Dec. 8	23-28	L	Seattle Seahawks	Kingdome	60,038	Ind.	Morton	Zorn
Mon., Dec. 17*	7-17	L	San Diego Chargers	San Diego Stadium	51,906	68°	Morton	Fouts
	289-262				1,024,543			

1979 AFC WILD CARD PLAYOFF GAME

Sun., Dec. 23	7-13	L	Houston Oilers	Astrodome	48,776	Ind.	Morton	Pastorini
---------------	------	---	----------------	-----------	--------	------	--------	-----------

1980

HEAD COACH: Red Miller

PRESEASON (2-2)

Day/Date	Score	W/L	Opponent	Location	Attend.	Temp.	Den. QB	Opp. QB
Sat., Aug. 9*	17-6	W	Cincinnati Bengals	Mile High Stadium	67,532	78°	Robinson	Anderson
Sat., Aug. 16*	6-9	L	New York Giants	Giants Stadium	30,904	73°	Morton	Simms
Sat., Aug. 23*	13-26	L	Los Angeles Rams	Mile High Stadium	73,946	78°	Robinson	Haden
Sat., Aug. 30*	38-0	W	Green Bay Packers	Lambeau Field	53,060	72°	Robinson	Dickey
	74-41				225,442			

REGULAR SEASON (8-8 overall / 4th AFC West (3-5 Div.) / 4-4 home / 4-4 away)

Day/Date	Score	W/L	Opponent	Location	Attend.	Temp.	Den. QB	Opp. QB
Sun., Sept. 7	6-27	L	Philadelphia Eagles	Veterans Stadium	70,307	81°	Robinson	Jaworski
Sun., Sept. 14	41-20	W	Dallas Cowboys	Mile High Stadium	74,919	77°	Robinson	White
Sun., Sept. 21	13-30	L	San Diego Chargers	Mile High Stadium	74,970	81°	Robinson	Fouts
Mon., Sept. 29*	14-23	L	New England Patriots	Schaefer Stadium	59,602	51°	Robinson	Grogan
Sun., Oct. 5	19-16	W	Cleveland Browns	Cleveland Stadium	81,065	42°	Robinson	Sipe
Mon., Oct. 13	20-17	W	Washington Redskins	Mile High Stadium	74,657	69°	Robinson	Theismann
Sun., Oct. 19	17-23	L	Kansas City Chiefs	Mile High Stadium	74,459	63°	Morton	Fuller
Sun., Oct. 26	14-9	W	New York Giants	Giants Stadium	67,598	48°	Morton	Simms
Sun., Nov. 2	16-20	L	Houston Oilers	Mile High Stadium	74,717	68°	Morton	Stabler
Sun., Nov. 9	20-13	W	San Diego Chargers	San Diego Stadium	51,435	69°	Morton	Fouts
Sun., Nov. 16	31-24	W	New York Jets	Mile High Stadium	72,114	28°	Morton	Todd
Sun., Nov. 23	36-20	W	Seattle Seahawks	Mile High Stadium	73,274	34°	Morton	Zorn
Mon., Dec. 1*	3-9	L	Oakland Raiders	Oakland-Alameda County Coliseum	51,583	56°	Morton	Plunkett
Sun., Dec. 7	14-31	L	Kansas City Chiefs	Arrowhead Stadium	40,237	41°	Morton	Kenney
Sun., Dec. 14	21-24	L	Oakland Raiders	Mile High Stadium	73,974	65°	Morton	Plunkett
Sun., Dec. 21	25-17	W	Seattle Seahawks	Kingdome	51,853	Ind.	Robinson	Zorn
	310-323				1,066,764			

1981

HEAD COACH: Dan Reeves

PRESEASON (2-2)

Day/Date	Score	W/L	Opponent	Location	Attend.	Temp.	Den. QB	Opp. QB
Fri., Aug. 7*	7-33	L	New York Jets	Mile High Stadium	63,644	75°	Robinson	Todd
Sat., Aug. 15*	14-24	L	Miami Dolphins	Orange Bowl	41,502	82°	Morton	Woodley
Sat., Aug. 22*	17-7	W	Green Bay Packers	Mile High Stadium	72,450	66°	Morton	Dickey
Sat., Aug. 29*	24-20	W	Cincinnati Bengals	Riverfront Stadium	41,713	74°	Morton	Anderson
	62-84				219,309			

REGULAR SEASON (10-6 overall / 2nd AFC West (5-3 Div.) / 8-0 home / 2-6 away)

Day/Date	Score	W/L	Opponent	Location	Attend.	Temp.	Den. QB	Opp. QB
Sun., Sept. 6	9-7	W	Oakland Raiders	Mile High Stadium	74,796	74°	Morton	Plunkett
Sun., Sept. 13	10-13	L	Seattle Seahawks	Kingdome	58,513	Ind.	Morton	Zorn
Sun., Sept. 20	28-10	W	Baltimore Colts	Mile High Stadium	74,804	84°	Morton	Jones, B.
Sun., Sept. 27	42-24	W	San Diego Chargers	Mile High Stadium	74,844	82°	Morton	Fouts
Sun., Oct. 4	17-0	W	Oakland Raiders	Oakland-Alameda County Coliseum	51,035	60°	Morton	Plunkett
Sun., Oct. 11	27-21	W	Detroit Lions	Mile High Stadium	74,816	79°	Morton	Komlo
Sun., Oct. 18	14-28	L	Kansas City Chiefs	Arrowhead Stadium	74,672	55°	Morton	Kenney
Sun., Oct. 25	7-9	L	Buffalo Bills	Rich Stadium	77,757	56°	Morton	Ferguson
Mon., Nov. 2*	19-17	W	Minnesota Vikings	Mile High Stadium	74,834	48°	Morton	Kramer

Sun., Nov. 8	23-20	W	Cleveland Browns (OT)	Mile High Stadium	74,859	48°	Morton	Sipe
Sun., Nov. 15	24-7	W	Tampa Bay Buccaneers	Tampa Stadium	64,518	69°	Morton	Williams, D.
Sun., Nov. 22	21-38	L	Cincinnati Bengals	Riverfront Stadium	57,207	32°	DeBerg	Anderson
Sun., Nov. 29	17-34	L	San Diego Chargers	Jack Murphy Stadium	51,533	66°	Morton	Fouts
Sun., Dec. 6	16-13	W	Kansas City Chiefs	Mile High Stadium	74,744	68°	Morton	Fuller
Sun., Dec. 13	23-13	W	Seattle Seahawks	Mile High Stadium	74,527	45°	Morton	Krieg
Sun., Dec. 20	24-35	L	Chicago Bears	Soldier Field	40,125	14°	Morton	Evans, V.
	321-289				1,073,636			

1982

HEAD COACH: Dan Reeves

PRESEASON (4-0)

Day/Date	Score	W/L	Opponent	Location	Attend.	Temp.	Den. QB	Opp. QB
Sat., Aug. 14*	33-20	W	Los Angeles Rams	Anaheim Stadium	57,482	69°	DeBerg	Jones, B.
Sat., Aug. 21*	17-14	W	Miami Dolphins	Mile High Stadium	74,465	79°	Morton	Strock
Sat., Aug. 28*	27-17	W	Minnesota Vikings	Mile High Stadium	73,371	85°	Morton	Wilson, W.
Sat., Sept. 4*	20-13	W	New York Jets	Giants Stadium	43,820	65°	Morton	Todd
	97-64				249,138			

REGULAR SEASON (2-7 overall / 12th in Conference (0-6 vs. Div. Opp.) / 1-4 home / 1-3 away)

Day/Date	Score	W/L	Opponent	Location	Attend.	Temp.	Den. QB	Opp. QB
Sun., Sept. 12	3-23	L	San Diego Chargers	Mile High Stadium	73,564	56°	Morton	Fouts
Sun., Sept. 19	24-21	W	San Francisco 49ers	Mile High Stadium	73,899	65°	Morton	Montana
—57-day player strike cancels or postpones eight games—								
Sun., Sept. 26	canceled/players' strike			at New Orleans				
Sun., Oct. 3	canceled/players' strike			Pittsburgh				
Sun., Oct. 10	canceled/players' strike			at N.Y. Jets				
Sun., Oct. 17	canceled/players' strike			at Houston				
Sun., Oct. 24	canceled/players' strike			Los Angeles Raiders				
Sun., Oct. 31	canceled/players' strike			Buffalo				
Sun., Nov. 7	postponed/players' strike			at Seattle (rescheduled for Jan. 2)				
Sun., Nov. 14	canceled/players' strike			at Kansas City				
Sun., Nov. 21	10-17	L	Seattle Seahawks	Mile High Stadium	73,916	48°	Morton	Zorn
Sun., Nov. 28	20-30	L	San Diego Chargers	Jack Murphy Stadium	47,629	68°	DeBerg	Fouts
Sun., Dec. 5	27-34	L	Atlanta Falcons	Mile High Stadium	73,984	46°	DeBerg	Barkowski
Sun., Dec. 12	27-24	W	Los Angeles Rams	Anaheim Stadium	48,112	77°	DeBerg	Ferragamo
Sun., Dec. 19	16-37	L	Kansas City Chiefs	Mile High Stadium	74,192	55°	DeBerg	Kenney
Sun., Dec. 26	10-27	L	Los Angeles Raiders	L.A. Coliseum	44,160	68°	DeBerg	Plunkett
Sun., Jan. 2	11-13	L	Seattle Seahawks	Kingdome	43,145	Ind.	Herrmann	Zorn
	148-226				552,601			

1983

HEAD COACH: Dan Reeves

PRESEASON (3-1)

Day/Date	Score	W/L	Opponent	Location	Attend.	Temp.	Den. QB	Opp. QB
Fri., Aug. 5*	10-7	W	Seattle Seahawks	Mile High Stadium	53,887	70°	DeBerg	Zorn
Sat., Aug. 13*	21-10	W	Atlanta Falcons	Mile High Stadium	73,199	66°	DeBerg	Barkowski
Sat., Aug. 20*	19-10	W	Cleveland Browns	Mile High Stadium	73,244	82°	DeBerg	McDonald
Fri., Aug. 26*	3-34	L	Minnesota Vikings	Hubert H. Humphrey Metrodome	59,435	Ind.	Elway	Kramer
	53-61				259,765			

REGULAR SEASON (9-7 overall / 3rd AFC West (3-5 Div.) / 6-2 home / 3-5 away)

Day/Date	Score	W/L	Opponent	Location	Attend.	Temp.	Den. QB	Opp. QB
Sun., Sept. 4	14-10	W	Pittsburgh Steelers	Three Rivers Stadium	58,233	79°	Elway	Stoudt
Sun., Sept. 11	17-10	W	Baltimore Colts	Memorial Stadium	52,613	99°	Elway	Pagel
Sun., Sept. 18	10-13	L	Philadelphia Eagles	Mile High Stadium	74,202	73°	Elway	Jaworski
Sun., Sept. 25	7-22	L	Los Angeles Raiders	Mile High Stadium	74,289	76°	Elway	Plunkett
Sun., Oct. 2	14-31	L	Chicago Bears	Soldier Field	58,210	73°	Elway	McMahon
Sun., Oct. 9	26-14	W	Houston Oilers	Astrodome	44,209	Ind.	DeBerg	Nielsen
Sun., Oct. 16	24-17	W	Cincinnati Bengals	Mile High Stadium	74,305	55°	DeBerg	Schoenert
Sun., Oct. 23	14-6	W	San Diego Chargers	Mile High Stadium	74,581	76°	DeBerg	Luther
Sun., Oct. 30	27-24	W	Kansas City Chiefs	Mile High Stadium	74,640	72°	DeBerg	Kenney
Sun., Nov. 6	19-27	L	Seattle Seahawks	Kingdome	61,189	Ind.	DeBerg	Krieg
Sun., Nov. 13	20-22	L	Los Angeles Raiders	L.A. Coliseum	51,945	71°	Elway	Plunkett
Sun., Nov. 20	38-27	W	Seattle Seahawks	Mile High Stadium	74,710	50°	Kubiak	Krieg
Sun., Nov. 27	7-31	L	San Diego Chargers	Jack Murphy Stadium	43,650	68°	Elway	Fouts
Sun., Dec. 4	27-6	W	Cleveland Browns	Mile High Stadium	70,912	43°	Elway	Sipe
Sun., Dec. 11	21-19	W	Baltimore Colts	Mile High Stadium	74,854	44°	Elway	Pagel
Sun., Dec. 18	17-48	L	Kansas City Chiefs	Arrowhead Stadium	11,377	0°	Elway	Kenney
	302-327				973,188			

1983 AFC WILD CARD PLAYOFF GAME

Sat., Dec. 24	7-31	L	Seattle Seahawks	Kingdome	64,275	Ind.	DeBerg	Krieg
---------------	------	---	------------------	----------	--------	------	--------	-------

BRONCOS IN THE HALL OF FAME GAME

The Broncos have played in three Hall of Fame Games in their history and own a 1-2 record in those preseason contests held at Fawcett Stadium in Canton, Ohio, as part of the Pro Football Hall of Fame induction ceremony weekend. In Hall of Fame Game action, Denver defeated Detroit 10-7 on July 24, 1976, lost to Detroit 14-3 on July 27, 1991, and lost to Washington 20-17 on Aug. 9, 2004.

1984

HEAD COACH: Dan Reeves

PRESEASON (3-1)

Day/Date	Score	W/L	Opponent	Location	Attend.	Temp.	Den. QB	Opp. QB
Sat., Aug. 4*	13-16	L	Washington Redskins	Mile High Stadium	31,716	65°	Elway	Theismann
Sat., Aug. 11*	21-20	W	San Francisco 49ers	Mile High Stadium	70,211	85°	Elway	Montana
Sat., Aug. 18*	31-0	W	Indianapolis Colts	Mile High Stadium	68,951	75°	Elway	Pagel
Fri., Aug. 24*	24-13	W	Atlanta Falcons	Atlanta-Fulton County Stadium	30,988	80°	Elway	Moroski
	89-49				201,866			

REGULAR SEASON (13-3 overall / 1st AFC West (6-2 Div.) / 7-1 home / 6-2 away)

Day/Date	Score	W/L	Opponent	Location	Attend.	Temp.	Den. QB	Opp. QB
Sun., Sept. 2	20-17	W	Cincinnati Bengals	Mile High Stadium	74,178	75°	Elway	Anderson
Sun., Sept. 9	0-27	L	Chicago Bears	Soldier Field	54,335	69°	Kubiak	McMahon
Sun., Sept. 16*	24-14	W	Cleveland Browns	Cleveland Stadium	61,980	52°	Elway	McDonald
Sun., Sept. 23	21-0	W	Kansas City Chiefs	Mile High Stadium	74,263	84°	Elway	Blackledge
Sun., Sept. 30	16-13	W	Los Angeles Raiders	Mile High Stadium	74,833	69°	Elway	Plunkett
Sun., Oct. 7	28-7	W	Detroit Lions	Silverdome	55,836	Ind.	Elway	Danielson
Mon., Oct. 15*	17-14	W	Green Bay Packers	Mile High Stadium	62,546	29°	Elway	Dickey
Sun., Oct. 21	37-7	W	Buffalo Bills	Rich Stadium	31,204	70°	Elway	Ferguson
Sun., Oct. 28	22-19	W	Los Angeles Raiders (OT)	L.A. Coliseum	91,020	68°	Kubiak	Wilson, M.
Sun., Nov. 4	26-19	W	New England Patriots	Mile High Stadium	74,908	54°	Elway	Eason
Sun., Nov. 11	16-13	W	San Diego Chargers	Jack Murphy Stadium	53,162	69°	Elway	Fouts
Sun., Nov. 18	42-21	W	Minnesota Vikings	Mile High Stadium	74,716	52°	Elway	Kramer
Sun., Nov. 25	24-27	L	Seattle Seahawks	Mile High Stadium	74,922	47°	Elway	Krieg
Sun., Dec. 2	13-16	L	Kansas City Chiefs	Arrowhead Stadium	38,494	28°	Elway	Kenney
Sun., Dec. 9	16-13	W	San Diego Chargers	Mile High Stadium	74,867	59°	Elway	Luther
Sat., Dec. 15	31-14	W	Seattle Seahawks	Kingdome	64,411	Ind.	Elway	Krieg
	353-241				1,032,737			

1984 AFC DIVISIONAL PLAYOFF GAME

Sun., Dec. 30	17-24	L	Pittsburgh Steelers	Mile High Stadium	74,981	52°	Elway	Malone
---------------	-------	---	---------------------	-------------------	--------	-----	-------	--------

1985

HEAD COACH: Dan Reeves

PRESEASON (2-2)

Day/Date	Score	W/L	Opponent	Location	Attend.	Temp.	Den. QB	Opp. QB
Sat., Aug. 10*	20-30	L	New York Giants	Mile High Stadium	49,374	81°	Elway	Rutledge
Mon., Aug. 19*	20-13	W	San Francisco 49ers	Candlestick Park	55,425	65°	Elway	Montana
Sat., Aug. 24*	20-3	W	Indianapolis Colts	Mile High Stadium	71,406	79°	Elway	Schlichter
Fri., Aug. 30*	9-13	L	Minnesota Vikings	Mile High Stadium	69,373	88°	Stankavage	Kramer
	69-59				245,578			

REGULAR SEASON (11-5 overall / 2nd AFC West (5-3 Div.) / 6-2 home / 5-3 away)

Day/Date	Score	W/L	Opponent	Location	Attend.	Temp.	Den. QB	Opp. QB
Sun., Sept. 8	16-20	L	Los Angeles Rams	Anaheim Stadium	52,522	86°	Elway	Brock
Sun., Sept. 15	34-23	W	New Orleans Saints	Mile High Stadium	74,488	81°	Elway	Wilson, D.
Sun., Sept. 22	44-28	W	Atlanta Falcons	Atlanta-Fulton County Stadium	37,903	80°	Elway	Barkowski
Sun., Sept. 29	26-30	L	Miami Dolphins	Mile High Stadium	73,614	29°	Elway	Marino
Sun., Oct. 6	31-20	W	Houston Oilers	Mile High Stadium	74,699	74°	Elway	Moon
Sun., Oct. 13	15-10	W	Indianapolis Colts	Hoosier Dome	60,128	Ind.	Elway	Pagel
Sun., Oct. 20	13-10	W	Seattle Seahawks (OT)	Mile High Stadium	74,899	67°	Elway	Krieg
Sun., Oct. 27	30-10	W	Kansas City Chiefs	Arrowhead Stadium	68,248	70°	Elway	Kenney
Sun., Nov. 3	10-30	L	San Diego Chargers	Jack Murphy Stadium	57,312	75°	Elway	Fouts
Mon., Nov. 11*	17-16	W	San Francisco 49ers	Mile High Stadium	73,173	20°	Elway	Montana
Sun., Nov. 17	30-24	W	San Diego Chargers (OT)	Mile High Stadium	74,376	41°	Elway	Fouts
Sun., Nov. 24	28-31	L	Los Angeles Raiders (OT)	L.A. Coliseum	63,161	63°	Elway	Wilson, M.
Sun., Dec. 1	31-23	W	Pittsburgh Steelers	Three Rivers Stadium	56,797	55°	Elway	Woodley
Sun., Dec. 8	14-17	L	Los Angeles Raiders (OT)	Mile High Stadium	75,042	36°	Elway	Wilson, M.
Sat., Dec. 14	14-13	W	Kansas City Chiefs	Mile High Stadium	69,209	51°	Elway	Blackledge
Fri., Dec. 20*	27-24	W	Seattle Seahawks	Kingdome	56,283	Ind.	Elway	Krieg
	380-329				1,041,854			

1986

HEAD COACH: Dan Reeves

PRESEASON (2-2)

Day/Date	Score	W/L	Opponent	Location	Attend.	Temp.	Den. QB	Opp. QB
Sat., Aug. 9*	7-10	L	New Orleans Saints	Mile High Stadium	47,408	73°	Elway	Hebert
Sat., Aug. 16*	27-29	L	Minnesota Vikings	Metrodome	53,193	Ind.	Elway	Kramer
Sat., Aug. 23*	14-9	W	San Francisco 49ers	Mile High Stadium	73,592	67°	Elway	Kemp
Fri., Aug. 29*	19-10	W	Los Angeles Rams	Mile High Stadium	71,737	84°	Elway	Dils
	67-48				245,930			

REGULAR SEASON (11-5 overall / 1st AFC West (5-3 Div.) / 7-1 home / 4-4 away)

Day/Date	Score	W/L	Opponent	Location	Attend.	Temp.	Den. QB	Opp. QB
Sun., Sept. 7	38-36	W	Los Angeles Raiders	Mile High Stadium	75,695	51°	Elway	Wilson, M.
Mon., Sept. 15*	21-10	W	Pittsburgh Steelers	Three Rivers Stadium	57,305	74°	Elway	Malone
Sun., Sept. 21	33-7	W	Philadelphia Eagles	Veterans Stadium	63,839	72°	Elway	Jaworski
Sun., Sept. 28	27-20	W	New England Patriots	Mile High Stadium	75,804	65°	Elway	Eason
Sun., Oct. 5	29-14	W	Dallas Cowboys	Mile High Stadium	76,082	59°	Elway	Pelluer
Sun., Oct. 12	31-14	W	San Diego Chargers	Jack Murphy Stadium	55,662	70°	Elway	Fouts
Mon., Oct. 20*	10-22	L	New York Jets	Giants Stadium	73,759	51°	Elway	Ryan
Sun., Oct. 26	20-13	W	Seattle Seahawks	Mile High Stadium	76,089	66°	Elway	Krieg
Sun., Nov. 2	21-10	W	Los Angeles Raiders	L.A. Coliseum	90,153	81°	Elway	Wilson, W.
Sun., Nov. 9	3-9	L	San Diego Chargers	Mile High Stadium	75,012	44°	Elway	Flick
Sun., Nov. 16	38-17	W	Kansas City Chiefs	Mile High Stadium	75,745	62°	Elway	Kenney

Sun., Nov. 23	16-19	L	New York Giants	Giants Stadium	75,116	50°	Elway	Simms
Sun., Nov. 30	34-28	W	Cincinnati Bengals	Mile High Stadium	58,705	31°	Elway	Esiason
Sun., Dec. 7	10-37	L	Kansas City Chiefs	Arrowhead Stadium	47,019	45°	Elway	Blackledge
Sat., Dec. 13	31-30	W	Washington Redskins	Mile High Stadium	75,905	53°	Elway	Schroeder
Sat., Dec. 20	16-41	L	Seattle Seahawks	Kingdome	63,697	Ind.	Elway	Krieg
	378-327				1,178,074			

1986 AFC DIVISIONAL PLAYOFF GAME

Sun., Jan. 4	22-17	W	New England Patriots	Mile High Stadium	75,262	65°	Elway	Eason
--------------	-------	---	----------------------	-------------------	--------	-----	-------	-------

1986 AFC CHAMPIONSHIP GAME

Sun., Jan. 11	23-20	W	Cleveland Browns (OT)	Cleveland Stadium	79,973	30°	Elway	Kosar
---------------	-------	---	-----------------------	-------------------	--------	-----	-------	-------

SUPER BOWL XXI

Sun., Jan. 25	20-39	L	New York Giants	Rose Bowl, Pasadena, Calif.	101,063	76°	Elway	Simms
---------------	-------	---	-----------------	-----------------------------	---------	-----	-------	-------

1987

HEAD COACH: Dan Reeves

PRESEASON (3-2)

Day/Date	Score	W/L	Opponent	Location	Attend.	Temp.	Den. QB	Opp. QB
Sun., Aug. 9	27-28	L	Los Angeles Rams	Wembley Stadium (London, England; American Bowl)	72,786	64°	Elway	Everett
Sat., Aug. 15*	20-14	W	Green Bay Packers	Sun Devil Stadium (Tempe, Ariz.)	67,500	98°	Elway	Fusina
Mon., Aug. 24*	31-28	W	Miami Dolphins	Mile High Stadium	74,288	61°	Elway	Strock
Sat., Aug. 29*	24-20	W	Los Angeles Rams	Anaheim Stadium	54,254	72°	Elway	Everett
Thu., Sept. 3*	17-27	L	Minnesota Vikings	Mile High Stadium	74,081	83°	Elway	Wilson, W.
	119-117				342,909			

REGULAR SEASON (10-4-1 overall / 1st AFC West (7-1 Div.) / 7-1 home / 3-3-1 away)

Day/Date	Score	W/L	Opponent	Location	Attend.	Temp.	Den. QB	Opp. QB
Sun., Sept. 13	40-17	W	Seattle Seahawks	Mile High Stadium	75,999	85°	Elway	Krieg
Sun., Sept. 20	17-17	T	Green Bay Packers (OT)	Milwaukee County Stadium at Cleveland	50,624	58°	Elway	Fusina
Mon., Sept. 28*			canceled/players' strike					
Sun., Oct. 4	10-40	L	†Houston Oilers	Mile High Stadium	38,494	81°	Karcher	Pease
Mon., Oct. 12*	30-14	W	†Los Angeles Raiders	Mile High Stadium	61,230	67°	Karcher	Evans, V.
Sun., Oct. 18	26-17	W	†Kansas City Chiefs	Arrowhead Stadium	20,296	71°	Karcher	Hudson
			†"Replacement Games"					
Mon., Oct. 26*	27-34	L	Minnesota Vikings	Metrodome	51,011	Ind.	Elway	Wilson, W.
Sun., Nov. 1	34-0	W	Detroit Lions	Mile High Stadium	75,172	67°	Elway	Long
Sun., Nov. 8	14-21	L	Buffalo Bills	Rich Stadium	63,698	53°	Elway	Kelly
Mon., Nov. 16*	31-29	W	Chicago Bears	Mile High Stadium	75,783	22°	Elway	McMahon
Sun., Nov. 22	23-17	W	Los Angeles Raiders	L.A. Coliseum	61,318	72°	Elway	Wilson, M.
Sun., Nov. 29	31-17	W	San Diego Chargers	Jack Murphy Stadium	61,880	68°	Elway	Fouts
Sun., Dec. 6	31-20	W	New England Patriots	Mile High Stadium	75,795	58°	Elway	Ramsey, T.
Sun., Dec. 13*	21-28	L	Seattle Seahawks	Kingdome	61,759	Ind.	Elway	Krieg
Sat., Dec. 19	20-17	W	Kansas City Chiefs	Mile High Stadium	75,053	35°	Elway	Kenney
Sun., Dec. 27	24-0	W	San Diego Chargers	Mile High Stadium	37,500	20°	Elway	Herrmann
	379-288				869,301			

1987 AFC DIVISIONAL PLAYOFF GAME

Sun., Jan. 10	34-10	W	Houston Oilers	Mile High Stadium	75,440	45°	Elway	Moon
---------------	-------	---	----------------	-------------------	--------	-----	-------	------

1987 AFC CHAMPIONSHIP GAME

Sun., Jan. 17	38-33	W	Cleveland Browns	Mile High Stadium	76,197	44°	Elway	Kosar
---------------	-------	---	------------------	-------------------	--------	-----	-------	-------

SUPER BOWL XXII

Sun., Jan. 31	10-42	L	Washington Redskins	Jack Murphy Stadium, San Diego	73,302	61°	Elway	Williams, D.
---------------	-------	---	---------------------	--------------------------------	--------	-----	-------	--------------

1988

HEAD COACH: Dan Reeves

PRESEASON (3-1)

Day/Date	Score	W/L	Opponent	Location	Attend.	Temp.	Den. QB	Opp. QB
Wed., Aug. 3*	40-31	W	Los Angeles Rams	Anaheim Stadium	43,978	70°	Elway	Everett
Sat., Aug. 13*	34-24	W	San Francisco 49ers	Mile High Stadium	75,067	87°	Elway	Young
Fri., Aug. 19*	13-16	L	Miami Dolphins (OT)	Joe Robbie Stadium	49,795	81°	Elway	Marino
Thu., Aug. 25*	21-20	W	Indianapolis Colts	Mile High Stadium	73,957	81°	Elway	Hogeboom
	108-91				242,797			

REGULAR SEASON (8-8 overall / 2nd AFC West (3-5 Div.) / 6-2 home / 2-6 away)

Day/Date	Score	W/L	Opponent	Location	Attend.	Temp.	Den. QB	Opp. QB
Sun., Sept. 4	14-21	L	Seattle Seahawks	Mile High Stadium	75,986	77°	Elway	Krieg
Sun., Sept. 11	34-3	W	San Diego Chargers	Mile High Stadium	75,359	78°	Elway	Laufenberg
Sun., Sept. 18	13-20	L	Kansas City Chiefs	Arrowhead Stadium	63,268	73°	Elway	DeBerg
Mon., Sept. 26*	27-30	L	Los Angeles Raiders (OT)	Mile High Stadium	75,964	81°	Elway	Schroeder
Sun., Oct. 2	12-0	W	San Diego Chargers	Jack Murphy Stadium	55,763	71°	Elway	Laufenberg
Sun., Oct. 9	16-13	W	San Francisco 49ers (OT)	Candlestick Park	61,711	74°	Elway	Montana
Sun., Oct. 16	30-14	W	Atlanta Falcons	Mile High Stadium	75,287	77°	Elway	Dis
Sun., Oct. 23	21-39	L	Pittsburgh Steelers	Three Rivers Stadium	49,811	50°	Kubiak	Blackledge
Mon., Oct. 31*	23-55	L	Indianapolis Colts	Hoosier Dome	60,544	Ind.	Elway	Chandler
Sun., Nov. 6	17-11	W	Kansas City Chiefs	Mile High Stadium	74,227	63°	Elway	Kenney
Sun., Nov. 13	30-7	W	Cleveland Browns	Mile High Stadium	75,806	68°	Elway	Kosar
Sun., Nov. 20	0-42	L	New Orleans Saints	Superdome	68,075	Ind.	Elway	Hebert
Sun., Nov. 27	35-24	W	Los Angeles Rams	Mile High Stadium	74,141	31°	Elway	Everett
Sun., Dec. 4	20-21	L	Los Angeles Raiders	L.A. Coliseum	65,561	72°	Elway	Schroeder
Sun., Dec. 11*	14-42	L	Seattle Seahawks	Kingdome	62,838	Ind.	Elway	Krieg
Sat., Dec. 17	21-10	W	New England Patriots	Mile High Stadium	70,910	50°	Elway	Eason
	327-352				1,085,251			

1989

HEAD COACH: Dan Reeves

PRESEASON (2-2)

Day/Date	Score	W/L	Opponent	Location	Attend.	Temp.	Den. QB	Opp. QB
Sat., Aug. 12*	17-13	W	Los Angeles Rams	Mile High Stadium	70,049	65°	Elway	Everett
Sat., Aug. 19*	17-35	L	San Francisco 49ers	Candlestick Park	58,641	68°	Karcher	Montana
Sat., Aug. 26*	24-21	W	Dallas Cowboys (OT)	Mile High Stadium	74,076	83°	Elway	Aikman
Sat., Sept. 2*	34-38	L	Indianapolis Colts	Hoosier Dome	55,128	Ind.	Elway	Chandler
	92-107				257,894			

REGULAR SEASON (11-5 overall / 1st AFC West (6-2 Div.) / 6-2 home / 5-3 away)

Day/Date	Score	W/L	Opponent	Location	Attend.	Temp.	Den. QB	Opp. QB
Sun., Sept. 10	34-20	W	Kansas City Chiefs	Mile High Stadium	74,284	64°	Elway	DeBerg
Mon., Sept. 18*	28-14	W	Buffalo Bills	Rich Stadium	78,176	60°	Elway	Kelly
Sun., Sept. 24	31-21	W	Los Angeles Raiders	Mile High Stadium	75,754	80°	Elway	Schroeder
Sun., Oct. 1	13-16	L	Cleveland Browns	Cleveland Stadium	78,637	70°	Elway	Kosar
Sun., Oct. 8	16-10	W	San Diego Chargers	Mile High Stadium	75,222	72°	Elway	McMahon
Sun., Oct. 15	14-3	W	Indianapolis Colts	Mile High Stadium	74,680	50°	Elway	Trudeau
Sun., Oct. 22	24-21	W	Seattle Seahawks (OT)	Kingdome	62,353	Ind.	Elway	Krieg
Sun., Oct. 29	24-28	L	Philadelphia Eagles	Mile High Stadium	75,065	42°	Elway	Cunningham
Sun., Nov. 5	34-7	W	Pittsburgh Steelers	Mile High Stadium	74,739	55°	Elway	Briester
Sun., Nov. 12	16-13	W	Kansas City Chiefs	Arrowhead Stadium	76,245	57°	Elway	Pelluer
Mon., Nov. 20*	14-10	W	Washington Redskins	RFK Stadium	52,975	66°	Kubiak	Rypien
Sun., Nov. 26	41-14	W	Seattle Seahawks	Mile High Stadium	75,117	61°	Elway	Stouffer
Sun., Dec. 3	13-16	L	Los Angeles Raiders (OT)	L.A. Coliseum	87,560	78°	Elway	Buerfer
Sun., Dec. 10	7-14	L	New York Giants	Mile High Stadium	63,283	23°	Elway	Simms
Sat., Dec. 16	37-0	W	Phoenix Cardinals	Sun Devil Stadium	56,071	59°	Elway	Rosenbach
Sun., Dec. 24	16-19	L	San Diego Chargers	Jack Murphy Stadium	50,524	73°	Elway	Tolliver
	362-226				1,130,686			

1989 AFC DIVISIONAL PLAYOFF GAME

Sun., Jan. 7	24-23	W	Pittsburgh Steelers	Mile High Stadium	75,477	55°	Elway	Briester
--------------	-------	---	---------------------	-------------------	--------	-----	-------	----------

1989 AFC CHAMPIONSHIP GAME

Sun., Jan. 14	37-21	W	Cleveland Browns	Mile High Stadium	76,046	53°	Elway	Kosar
---------------	-------	---	------------------	-------------------	--------	-----	-------	-------

SUPER BOWL XXIV

Sun., Jan. 28	10-55	L	San Francisco 49ers	Louisiana Superdome, New Orleans	72,919	Ind.	Elway	Montana
---------------	-------	---	---------------------	----------------------------------	--------	------	-------	---------

1990

HEAD COACH: Dan Reeves

PRESEASON (3-2)

Day/Date	Score	W/L	Opponent	Location	Attend.	Temp.	Den. QB	Opp. QB
Sun., Aug. 5	10-7	W	Seattle Seahawks	Tokyo Dome (Tokyo, Japan; American Bowl; Sun. 11 a.m. in Tokyo/Sat. 10 p.m. in Denver)	48,827	Ind.	Elway	Krieg
Sat., Aug. 11*	16-7	W	Indianapolis Colts	Hoosier Dome	51,044	Ind.	Elway	Trudeau
Mon., Aug. 20*	24-27	L	San Francisco 49ers	Mile High Stadium	74,164	78°	Elway	Montana
Sat., Aug. 25*	16-17	L	Miami Dolphins	Joe Robbie Stadium	44,897	80°	Elway	Marino
Fri., Aug. 31*	25-14	W	Phoenix Cardinals	Mile High Stadium	71,082	71°	Elway	Rosenbach
	91-72				290,014			

REGULAR SEASON (5-11 overall / 5th AFC West (3-5 Div.) / 4-4 home / 1-7 away)

Day/Date	Score	W/L	Opponent	Location	Attend.	Temp.	Den. QB	Opp. QB
Sun., Sept. 9	9-14	L	Los Angeles Raiders	L.A. Coliseum	54,206	94°	Elway	Schroeder
Mon., Sept. 17*	24-23	W	Kansas City Chiefs	Mile High Stadium	75,277	63°	Elway	DeBerg
Sun., Sept. 23	34-31	W	Seattle Seahawks (OT)	Mile High Stadium	75,290	72°	Elway	Krieg
Sun., Sept. 30	28-29	L	Buffalo Bills	Rich Stadium	74,393	60°	Elway	Kelly
Mon., Oct. 8*	29-30	L	Cleveland Browns	Mile High Stadium	74,814	35°	Elway	Kosar
Sun., Oct. 14	17-34	L	Pittsburgh Steelers	Mile High Stadium	74,285	58°	Elway	Briester
Sun., Oct. 21	27-17	W	Indianapolis Colts	Hoosier Dome	29,850	Ind.	Elway	Trudeau
Sun., Nov. 4*	22-27	L	Minnesota Vikings	Metrodome	57,331	Ind.	Elway	Gannon
Sun., Nov. 11	7-19	L	San Diego Chargers	Jack Murphy Stadium	59,557	85°	Elway	Tolliver
Sun., Nov. 18	13-16	L	Chicago Bears (OT)	Mile High Stadium	75,013	61°	Elway	Harbaugh
Thu., Nov. 22	27-40	L	Detroit Lions	Silverdome	73,896	Ind.	Elway	Gagliano
Sun., Dec. 2	20-23	L	Los Angeles Raiders	Mile High Stadium	74,162	35°	Elway	Schroeder
Sun., Dec. 9	20-31	L	Kansas City Chiefs	Arrowhead Stadium	74,347	66°	Elway	DeBerg
Sun., Dec. 16	20-10	W	San Diego Chargers	Mile High Stadium	64,919	47°	Elway	Tolliver
Sun., Dec. 23*	12-17	L	Seattle Seahawks	Kingdome	55,845	Ind.	Elway	Krieg
Sun., Dec. 30	22-13	W	Green Bay Packers	Mile High Stadium	46,943	38°	Elway	Dilweg
	(Bye Oct. 28)	331-374			1,071,128			

1991

HEAD COACH: Dan Reeves

PRESEASON (2-3)

Day/Date	Score	W/L	Opponent	Location	Attend.	Temp.	Den. QB	Opp. QB
Sat., July 27	3-14	L	Detroit Lions	Canton, Ohio (Hall of Fame)	23,815	63°	Elway	Peete
Fri., Aug. 2*	10-3	W	Indianapolis Colts	Mile High Stadium	75,375	62°	Elway	George
Wed., Aug. 7*	6-24	L	San Francisco 49ers	Candlestick Park	54,170	75°	Elway	Young
Mon., Aug. 19*	21-13	W	Miami Dolphins	Mile High Stadium	72,555	66°	Elway	Marino
Fri., Aug. 23*	10-34	L	Phoenix Cardinals	Sun Devil Stadium	38,372	102°	Elway	Tupa
	50-88				264,287			

REGULAR SEASON (12-4 overall / 1st AFC West (5-3 Div.) / 7-1 home / 5-3 away)

Day/Date	Score	W/L	Opponent	Location	Attend.	Temp.	Den. QB	Opp. QB
Sun., Sept. 1	45-14	W	Cincinnati Bengals	Mile High Stadium	72,855	84°	Elway	Esiason
Sun., Sept. 8	13-16	L	Los Angeles Raiders	L.A. Coliseum	48,569	79°	Elway	Schroeder
Sun., Sept. 15	16-10	W	Seattle Seahawks	Mile High Stadium	74,152	64°	Elway	Kemp

Sun., Sept. 29*	13-6	W	Minnesota Vikings	Metrodome	55,031	Ind.	Elway	Wilson, W.
Sun., Oct. 6	14-42	L	Houston Oilers	Astrodome	59,145	Ind.	Elway	Moon
Sun., Oct. 20	19-16	W	Kansas City Chiefs	Mile High Stadium	75,866	64°	Elway	DeBerg
Sun., Oct. 27	9-6	W	New England Patriots	Foxboro Stadium	43,994	76°	Elway	Millen
Sun., Nov. 3*	20-13	W	Pittsburgh Steelers	Mile High Stadium	70,973	23°	Elway	O'Donnell
Sun., Nov. 10	16-17	L	Los Angeles Raiders	Mile High Stadium	75,896	46°	Elway	Schroeder
Sun., Nov. 17	24-20	W	Kansas City Chiefs	Arrowhead Stadium	74,661	59°	Elway	DeBerg
Sun., Nov. 24	10-13	L	Seattle Seahawks	Kingdome	60,430	Ind.	Elway	Krieg
Sun., Dec. 1	20-3	W	New England Patriots	Mile High Stadium	67,116	23°	Elway	Millen
Sun., Dec. 8	17-7	W	Cleveland Browns	Cleveland Stadium	73,539	57°	Elway	Kosar
Sun., Dec. 15	24-19	W	Phoenix Cardinals	Mile High Stadium	74,098	49°	Elway	Chandler
Sun., Dec. 22	17-14	W	San Diego Chargers	Jack Murphy Stadium	51,449	64°	Elway	Friesz
(Bye Oct. 13)	304-235				1,053,275			

1991 AFC DIVISIONAL PLAYOFF GAME

Sat., Jan. 4	26-24	W	Houston Oilers	Mile High Stadium	75,301	36°	Elway	Moon
--------------	-------	---	----------------	-------------------	--------	-----	-------	------

1991 AFC CHAMPIONSHIP GAME

Sun., Jan. 12	7-10	L	Buffalo Bills	Rich Stadium	80,272	42°	Elway	Kelly
---------------	------	---	---------------	--------------	--------	-----	-------	-------

1992

HEAD COACH: Dan Reeves

PRESEASON (1-4)

Day/Date	Score	W/L	Opponent	Location	Attend.	Temp.	Den. QB	Opp. QB
Mon., Aug. 3*	7-13	L	San Francisco 49ers	Candlestick Park	50,435	64°	Pelluer	Young
Sat., Aug. 8*	31-10	W	Tampa Bay Buccaneers	Mile High Stadium	66,521	91°	Elway	Testaverde
Sat., Aug. 15*	27-31	L	Miami Dolphins	Olympic Stadium	60,813	64°	Elway	Marino
<i>(Berlin, Germany; American Bowl; 7 p.m. in Berlin/11 a.m. in Denver)</i>								
Sat., Aug. 22*	3-17	L	Dallas Cowboys	Texas Stadium	61,485	83°	Elway	Aikman
Fri., Aug. 28*	17-21	L	Phoenix Cardinals	Mile High Stadium	66,743	80°	Elway	Rosenbach
	75-92				305,997			

REGULAR SEASON (8-8 overall / 3rd AFC West (4-4 Div.) / 7-1 home / 1-7 away)

Day/Date	Score	W/L	Opponent	Location	Attend.	Temp.	Den. QB	Opp. QB
Sun., Sept. 6*	17-13	W	Los Angeles Raiders	Mile High Stadium	75,418	78°	Elway	Schroeder
Sun., Sept. 13	21-13	W	San Diego Chargers	Mile High Stadium	74,367	84°	Elway	Humphries
Sun., Sept. 20	0-30	L	Philadelphia Eagles	Veterans Stadium	65,833	72°	Elway	Cunningham
Sun., Sept. 27	12-0	W	Cleveland Browns	Cleveland Stadium	78,064	69°	Elway	Tomczak
Sun., Oct. 4	20-19	W	Kansas City Chiefs	Mile High Stadium	75,629	76°	Elway	Krieg
Mon., Oct. 12*	3-34	L	Washington Redskins	RFK Stadium	56,371	60°	Elway	Pypien
Sun., Oct. 18	27-21	W	Houston Oilers	Mile High Stadium	74,827	72°	Elway	Moon
Sun., Oct. 25	21-24	L	San Diego Chargers	Jack Murphy Stadium	53,576	71°	Elway	Humphries
Sun., Nov. 8	27-16	W	New York Jets	Mile High Stadium	74,678	55°	Elway	Nagle
Sun., Nov. 15*	27-13	W	New York Giants	Mile High Stadium	75,269	56°	Elway	Hostetler
Sun., Nov. 22	0-24	L	Los Angeles Raiders	L.A. Coliseum	50,011	67°	Maddox	Schroeder
Mon., Nov. 30*	13-16	L	Seattle Seahawks (OT)	Kingdome	51,612	Ind.	Maddox	Stouffer
Sun., Dec. 6	27-31	L	Dallas Cowboys	Mile High Stadium	74,946	31°	Maddox	Aikman
Sat., Dec. 12	17-27	L	Buffalo Bills	Rich Stadium	71,740	37°	Maddox	Kelly
Sun., Dec. 20	10-6	W	Seattle Seahawks	Mile High Stadium	72,570	44°	Elway	Gelbaugh
Sun., Dec. 27	20-42	L	Kansas City Chiefs	Arrowhead Stadium	76,240	45°	Elway	Krieg
(Bye Nov. 1)	262-329				1,108,833			

1993

HEAD COACH: Wade Phillips

PRESEASON (2-2)

Day/Date	Score	W/L	Opponent	Location	Attend.	Temp.	Den. QB	Opp. QB
Sat., Aug. 7*	23-7	W	Tampa Bay Buccaneers	Tampa Stadium	38,020	90°	Elway	Erickson, C.
Mon., Aug. 16*	13-16	L	San Francisco 49ers	Mile High Stadium	71,921	92°	Elway	Bono
Fri., Aug. 20*	34-24	W	Miami Dolphins	Mile High Stadium	59,383	78°	Elway	Marino
Fri., Aug. 27*	9-34	L	Phoenix Cardinals	Sun Devil Stadium	44,207	78°	Elway	Beuerlein
	79-81				213,531			

REGULAR SEASON (9-7 overall / 3rd AFC West (4-4 Div.) / 5-3 home / 4-4 away)

Day/Date	Score	W/L	Opponent	Location	Attend.	Temp.	Den. QB	Opp. QB
Sun., Sept. 5	26-20	W	New York Jets	Giants Stadium	68,130	81°	Elway	Esiason
Sun., Sept. 12	34-17	W	San Diego Chargers	Mile High Stadium	75,074	91°	Elway	Humphries
Mon., Sept. 20*	7-15	L	Kansas City Chiefs	Arrowhead Stadium	78,453	74°	Elway	Montana
Sun., Oct. 3	35-13	W	Indianapolis Colts	Mile High Stadium	74,953	80°	Elway	Trudeau
Sun., Oct. 10	27-30	L	Green Bay Packers	Lambeau Field	58,943	43°	Elway	Favre
Mon., Oct. 18	20-23	L	Los Angeles Raiders	Mile High Stadium	75,712	44°	Elway	Hostetler
Sun., Oct. 31	28-17	W	Seattle Seahawks	Mile High Stadium	73,644	62°	Elway	Mirer
Sun., Nov. 7	29-14	W	Cleveland Browns	Cleveland Stadium	77,818	36°	Elway	Kosar
Sun., Nov. 14	23-26	L	Minnesota Vikings	Mile High Stadium	67,329	30°	Elway	Salisbury
Sun., Nov. 21	37-13	W	Pittsburgh Steelers	Mile High Stadium	74,840	58°	Elway	O'Donnell
Sun., Nov. 28	17-9	W	Seattle Seahawks	Kingdome	57,812	Ind.	Elway	Mirer
Sun., Dec. 5	10-13	L	San Diego Chargers	Jack Murphy Stadium	60,233	72°	Elway	Humphries
Sun., Dec. 12	27-21	W	Kansas City Chiefs	Mile High Stadium	75,822	51°	Elway	Montana
Sat., Dec. 18	13-3	W	Chicago Bears	Soldier Field	53,056	39°	Elway	Willis
Sun., Dec. 26	10-17	L	Tampa Bay Buccaneers	Mile High Stadium	73,434	57°	Elway	Erickson, C.
Sun., Jan. 2	30-33	L	Los Angeles Raiders (OT)	L.A. Coliseum	66,904	76°	Elway	Hostetler
(Bye Sept. 26 & Oct. 24)	373-284				1,112,157			

1993 AFC WILD CARD PLAYOFF GAME

Sun., Jan. 9	24-42	L	Los Angeles Raiders	L.A. Coliseum	65,314	73°	Elway	Hostetler
--------------	-------	---	---------------------	---------------	--------	-----	-------	-----------

1994

HEAD COACH: Wade Phillips

PRESEASON (2-3)

Day/Date	Score	W/L	Opponent	Location	Attend.	Temp.	Den. QB	Opp. QB
Sun., July 31*	22-25	L	Los Angeles Raiders	Olympic Stadium	37,406	84°	Elway	Hostetler
<i>(Barcelona, Spain; American Bowl; Sun. 7 p.m. in Barcelona/Sun. 11 a.m. in Denver)</i>								
Sat., Aug. 6*	37-16	W	Atlanta Falcons	Mile High Stadium	72,231	92°	Elway	George
Fri., Aug. 12*	3-20	L	San Francisco 49ers	Candlestick Park	52,429	75°	Elway	Young
Sun., Aug. 21	10-34	L	Dallas Cowboys	Texas Stadium	63,923	84°	Elway	Aikman
Thu., Aug. 25*	30-21	W	Arizona Cardinals	Mile High Stadium	70,075	84°	Millen	Beuerlein
	102-116				258,695			

REGULAR SEASON (7-9 overall / 4th AFC West (4-4 Div.) / 4-4 home / 3-5 away)

Day/Date	Score	W/L	Opponent	Location	Attend.	Temp.	Den. QB	Opp. QB
Sun., Sept. 4*	34-37	L	San Diego Chargers	Mile High Stadium	74,032	87°	Elway	Humphries
Sun., Sept. 11	22-25	L	New York Jets (OT)	Giants Stadium	73,436	69°	Elway	Esiason
Sun., Sept. 18	16-48	L	Los Angeles Raiders	Mile High Stadium	75,764	83°	Elway	Hostetler
Mon., Sept. 26*	20-27	L	Buffalo Bills	Rich Stadium	75,373	62°	Elway	Kelly
Sun., Oct. 9	16-9	W	Seattle Seahawks	Husky Stadium	63,872	64°	Elway	Mirer
Mon., Oct. 17	28-31	L	Kansas City Chiefs	Mile High Stadium	75,151	42°	Elway	Montana
Sun., Oct. 23	20-15	W	San Diego Chargers	Jack Murphy Stadium	61,626	69°	Elway	Humphries
Sun., Oct. 30	26-14	W	Cleveland Browns	Mile High Stadium	73,190	40°	Elway	Testaverde
Sun., Nov. 6	21-27	L	Los Angeles Rams	Anaheim Stadium	48,103	74°	Elway	Chandler
Sun., Nov. 13	17-10	W	Seattle Seahawks	Mile High Stadium	71,290	52°	Elway	Mirer
Sun., Nov. 20	31-28	W	Atlanta Falcons	Mile High Stadium	70,594	48°	Elway	George
Sun., Nov. 27	15-13	W	Cincinnati Bengals	Mile High Stadium	69,714	30°	Elway	Blake
Sun., Dec. 4	20-17	W	Kansas City Chiefs (OT)	Arrowhead Stadium	77,631	67°	Elway	Bono
Sun., Dec. 11	13-23	L	Los Angeles Raiders	L.A. Coliseum	60,016	65°	Millen	Hostetler
Sat., Dec. 17	19-42	L	San Francisco 49ers	Candlestick Park	64,884	49°	Elway	Young
Sat., Dec. 24	28-30	L	New Orleans Saints	Mile High Stadium	64,445	59°	Millen	Everett
(Bye Oct. 2)	347-386				1,099,121			

1995

HEAD COACH: Mike Shanahan

PRESEASON (3-2)

Day/Date	Score	W/L	Opponent	Location	Attend.	Temp.	Den. QB	Opp. QB
Sat., July 29*	9-7	W	San Francisco 49ers	Mile High Stadium	71,182	89°	Elway	Young
Sun., Aug. 6	24-10	W	San Francisco 49ers	Tokyo Dome	48,526	Ind.	Elway	Young
<i>(Tokyo, Japan; American Bowl; Sunday a.m. in Tokyo/Sat. p.m. in Denver)</i>								
Sat., Aug. 12*	10-19	L	Carolina Panthers	Clemson Stadium	57,017	93°	Elway	Reich
Mon., Aug. 21*	20-17	W	Dallas Cowboys	Mile High Stadium	72,451	82°	Elway	Aikman
Fri., Aug. 25*	17-23	L	Jacksonville Jaguars	Jacksonville Municipal Stadium	66,023	82°	Millen	Beuerlein
	80-76				315,199			

REGULAR SEASON (8-8 overall / 4th AFC West (3-5 Div.) / 6-2 home / 2-6 away)

Day/Date	Score	W/L	Opponent	Location	Attend.	Temp.	Den. QB	Opp. QB
Sun., Sept. 3*	22-7	W	Buffalo Bills	Mile High Stadium	75,157	91°	Elway	Kelly
Sun., Sept. 10	21-31	L	Dallas Cowboys	Texas Stadium	64,578	84°	Elway	Aikman
Sun., Sept. 17	38-31	W	Washington Redskins	Mile High Stadium	71,930	80°	Elway	Ferrote
Sun., Sept. 24	6-17	L	San Diego Chargers	Jack Murphy Stadium	58,987	76°	Elway	Humphries
Sun., Oct. 1	10-27	L	Seattle Seahawks	Kingdome	49,914	Ind.	Elway	Mirer
Sun., Oct. 8*	37-3	W	New England Patriots	Foxboro Stadium	60,074	66°	Elway	Bledsoe
Mon., Oct. 16*	27-0	W	Oakland Raiders	Mile High Stadium	75,491	66°	Elway	Hostetler
Sun., Oct. 22	7-21	L	Kansas City Chiefs	Mile High Stadium	71,044	34°	Elway	Bono
Sun., Nov. 5	38-6	W	Arizona Cardinals	Mile High Stadium	71,488	65°	Elway	Krieg
Sun., Nov. 12*	13-31	L	Philadelphia Eagles	Veterans Stadium	60,842	34°	Elway	Pete
Sun., Nov. 19	30-27	W	San Diego Chargers	Mile High Stadium	74,681	55°	Elway	Humphries
Sun., Nov. 26	33-42	L	Houston Oilers	Astrodome	36,113	Ind.	Elway	Chandler
Sun., Dec. 3	31-23	W	Jacksonville Jaguars	Mile High Stadium	72,231	51°	Elway	Beuerlein
Sun., Dec. 10	27-31	L	Seattle Seahawks	Mile High Stadium	71,488	56°	Elway	Mirer
Sun., Dec. 17	17-20	L	Kansas City Chiefs	Arrowhead Stadium	75,061	37°	Elway	Bono
Sun., Dec. 24	31-28	W	Oakland Raiders	Oakland-Alameda County Coliseum	50,074	57°	Elway	Hobert
(Bye Oct. 29)	388-345				1,039,153			

1996

HEAD COACH: Mike Shanahan

PRESEASON (3-1)

Day/Date	Score	W/L	Opponent	Location	Attend.	Temp.	Den. QB	Opp. QB
Sat., Aug. 3	20-17	W	San Francisco 49ers	3Com Park	48,577	65°	Elway	Young
Sat., Aug. 10*	40-28	W	Carolina Panthers	Mile High Stadium	70,649	87°	Elway	Collins, K.
Sat., Aug. 17*	20-3	W	Dallas Cowboys	Texas Stadium	56,115	78°	Elway	Aikman
Fri., Aug. 23*	24-31	L	Jacksonville Jaguars	Mile High Stadium	57,665	64°	Elway	Brunell
	104-79				233,006			

REGULAR SEASON (13-3 overall / 1st AFC West (6-2 Div.) / 8-0 home / 5-3 away)

Day/Date	Score	W/L	Opponent	Location	Attend.	Temp.	Den. QB	Opp. QB
Sun., Sept. 1	31-6	W	New York Jets	Mile High Stadium	70,595	90°	Elway	O'Donnell
Sun., Sept. 8*	30-20	W	Seattle Seahawks	Kingdome	43,671	Ind.	Elway	Mirer
Sun., Sept. 15*	27-23	W	Tampa Bay Buccaneers	Mile High Stadium	71,535	70°	Elway	Dilfer
Sun., Sept. 22	14-17	L	Kansas City Chiefs	Arrowhead Stadium	79,439	75°	Elway	Bono
Sun., Sept. 29	14-10	W	Cincinnati Bengals	Cinergy Field	51,798	70°	Elway	Blake
Sun., Oct. 6	28-17	W	San Diego Chargers	Mile High Stadium	75,058	68°	Elway	Humphries
Sun., Oct. 20	45-34	W	Baltimore Ravens	Mile High Stadium	70,453	36°	Elway	Testaverde
Sun., Oct. 27	34-7	W	Kansas City Chiefs	Mile High Stadium	75,652	44°	Elway	Bono
Mon., Nov. 4*								

Sun., Dec. 1	34-7	W	Seattle Seahawks	Mile High Stadium	74,982	50°	Elway	Mirer
Sun., Dec. 8	6-41	L	Green Bay Packers	Lambeau Field	60,712	31°	Musgrave	Favre
Sun., Dec. 15	24-19	W	Oakland Raiders	Mile High Stadium	75,466	40°	Elway	Hostetler
Sun., Dec. 22*	10-16	L	San Diego Chargers	Jack Murphy Stadium	46,801	56°	Elway	Humphries
(Bye Oct. 13)	391-275				1,051,490			

1996 AFC DIVISIONAL PLAYOFF GAME

Sat., Jan. 4	27-30	L	Jacksonville Jaguars	Mile High Stadium	75,678	46°	Elway	Brunell
--------------	-------	---	----------------------	-------------------	--------	-----	-------	---------

1997

HEAD COACH: Mike Shanahan

PRESEASON (3-2)

Day/Date	Score	W/L	Opponent	Location	Attend.	Temp.	Den. QB	Opp. QB
Sat., Jul. 26*	31-10	W	Buffalo Bills	Mile High Stadium	69,739	81°	Elway	Collins, T.
Mon., Aug. 4*	19-38	L	Miami Dolphins	Estadio Guillermo Canedo (Mexico City, American Bowl)	104,629	70°	Elway	Marino
Sat., Aug. 9*	23-13	W	Carolina Panthers	Ericsson Stadium	68,296	78°	Lewis	Collins, K.
Sun., Aug. 17	21-31	L	New England Patriots	Foxboro Stadium	55,354	88°	Lewis	Bledsoe
Sat., Aug. 23*	31-17	W	San Francisco 49ers	Mile High Stadium	69,874	89°	Elway	Young
	125-109				367,892			

REGULAR SEASON (12-4 overall / 2nd AFC West (6-2 Div.) / 8-0 home / 4-4 away)

Day/Date	Score	W/L	Opponent	Location	Attend.	Temp.	Den. QB	Opp. QB
Sun., Aug. 31	19-3	W	Kansas City Chiefs	Mile High Stadium	75,600	82°	Elway	Grbac
Sun., Sept. 7	35-14	W	Seattle Seahawks	Kingdome	55,859	Ind.	Elway	Moon
Sun., Sept. 14	35-14	W	St. Louis Rams	Mile High Stadium	74,338	82°	Elway	Banks
Sun., Sept. 21	38-20	W	Cincinnati Bengals	Mile High Stadium	73,871	54°	Elway	Blake
Sun., Sept. 28	29-21	W	Atlanta Falcons	Georgia Dome	48,211	Ind.	Elway	Chandler
Mon., Oct. 6*	34-13	W	New England Patriots	Mile High Stadium	75,821	55°	Elway	Bledsoe
Sun., Oct. 19	25-28	L	Oakland Raiders	Oakland-Alameda County Coliseum	57,006	64°	Elway	George
Sun., Oct. 26	23-20	W	Buffalo Bills (OT)	Rich Stadium	78,458	43°	Elway	Collins, T.
Sun., Nov. 2	30-27	W	Seattle Seahawks	Mile High Stadium	74,212	46°	Elway	Moon
Sun., Nov. 9	34-0	W	Carolina Panthers	Mile High Stadium	71,408	28°	Elway	Collins, K.
Sun., Nov. 16	22-24	L	Kansas City Chiefs	Arrowhead Stadium	77,963	31°	Elway	Gannon
Mon., Nov. 24*	31-3	W	Oakland Raiders	Mile High Stadium	75,307	38°	Elway	George
Sun., Nov. 30*	38-28	W	San Diego Chargers	Qualcomm Stadium	54,245	56°	Elway	Whelihan
Sun., Dec. 7	24-35	L	Pittsburgh Steelers	Three Rivers Stadium	59,739	33°	Elway	Stewart
Mon., Dec. 15*	17-34	L	San Francisco 49ers	3Com Park	68,461	50°	Elway	Young
Sun., Dec. 21	38-3	W	San Diego Chargers	Mile High Stadium	69,632	33°	Elway	Whelihan
(Bye Oct. 12)	472-287				1,090,131			

1997 AFC WILD CARD PLAYOFF GAME

Sat., Dec. 27	42-17	W	Jacksonville Jaguars	Mile High Stadium	74,481	44°	Elway	Brunell
---------------	-------	---	----------------------	-------------------	--------	-----	-------	---------

1997 AFC DIVISIONAL PLAYOFF GAME

Sun., Jan. 4	14-10	W	Kansas City Chiefs	Arrowhead Stadium	76,965	32°	Elway	Grbac
--------------	-------	---	--------------------	-------------------	--------	-----	-------	-------

1997 AFC CHAMPIONSHIP GAME

Sun., Jan. 11	24-21	W	Pittsburgh Steelers	Three Rivers Stadium	61,382	38°	Elway	Stewart
---------------	-------	---	---------------------	----------------------	--------	-----	-------	---------

SUPER BOWL XXXII

Sun., Jan. 25	31-24	W	Green Bay Packers	Qualcomm Stadium, San Diego	68,912	67°	Elway	Favre
---------------	-------	---	-------------------	-----------------------------	--------	-----	-------	-------

1998

HEAD COACH: Mike Shanahan

PRESEASON (3-1)

Day/Date	Score	W/L	Opponent	Location	Attend.	Temp.	Den. QB	Opp. QB
Sat., Aug. 8*	20-13	W	St. Louis Rams	Trans World Dome	53,842	Ind.	Brister	Banks
Fri., Aug. 14*	17-10	W	New Orleans Saints	Mile High Stadium	70,937	82°	Elway	Hobert
Mon., Aug. 24*	34-31	W	Green Bay Packers	Mile High Stadium	73,183	73°	Elway	Favre
Sat., Aug. 29	13-16	L	Tennessee Oilers	Vanderbilt Stadium	33,194	89°	Elway	McNair
	84-70				231,156			

REGULAR SEASON (14-2 overall / 1st AFC West (8-0 Div.) / 8-0 home / 6-2 away)

Day/Date	Score	W/L	Opponent	Location	Attend.	Temp.	Den. QB	Opp. QB
Mon., Sept. 7*	27-21	W	New England Patriots	Mile High Stadium	74,745	84°	Elway	Bledsoe
Sun., Sept. 13	42-23	W	Dallas Cowboys	Mile High Stadium	75,013	76°	Elway	Aikman
Sun., Sept. 20	34-17	W	Oakland Raiders	Oakland-Alameda County Coliseum	56,578	65°	Elway	George
Sun., Sept. 27	38-16	W	Washington Redskins	Jack Kent Cooke Stadium	71,880	90°	Brister	Green
Sun., Oct. 4	41-16	W	Philadelphia Eagles	Mile High Stadium	73,218	57°	Brister	Hoying
Sun., Oct. 11	21-16	W	Seattle Seahawks	Kingdome	66,258	Ind.	Elway	Moon
Sun., Oct. 25	37-24	W	Jacksonville Jaguars	Mile High Stadium	75,217	63°	Elway	Brunell
Sun., Nov. 1	33-26	W	Cincinnati Bengals	Cinergy Field	59,974	60°	Elway	O'Donnell
Sun., Nov. 8	27-10	W	San Diego Chargers	Mile High Stadium	74,925	37°	Brister	Leaf
Mon., Nov. 16*	30-7	W	Kansas City Chiefs	Arrowhead Stadium	78,100	54°	Brister	Gannon
Sun., Nov. 22	40-14	W	Oakland Raiders	Mile High Stadium	75,325	73°	Elway	Hollas
Sun., Nov. 29*	31-16	W	San Diego Chargers	Qualcomm Stadium	66,532	63°	Elway	Whelihan
Sun., Dec. 6	35-31	W	Kansas City Chiefs	Mile High Stadium	74,962	35°	Elway	Gannon
Sun., Dec. 13	16-20	L	New York Giants	Giants Stadium	72,336	41°	Elway	Graham
Mon., Dec. 21*	21-31	L	Miami Dolphins	Pro Player Stadium	74,363	76°	Elway	Marino
Sun., Dec. 27	28-21	W	Seattle Seahawks	Mile High Stadium	74,057	46°	Elway	Kitna
(Bye Oct. 18)	501-309				1,143,213			

1998 AFC DIVISIONAL PLAYOFF GAME

Sat., Jan. 9	38-3	W	Miami Dolphins	Mile High Stadium	75,729	49°	Elway	Marino
--------------	------	---	----------------	-------------------	--------	-----	-------	--------

1998 AFC CHAMPIONSHIP GAME

Sun., Jan. 17	23-10	W	New York Jets	Mile High Stadium	75,482	41°	Elway	Testaverde
---------------	-------	---	---------------	-------------------	--------	-----	-------	------------

SUPER BOWL XXXIII

Sun., Jan. 31*	34-19	W	Atlanta Falcons	Pro Player Stadium, Miami	74,803	73°	Elway	Chandler
----------------	-------	---	-----------------	---------------------------	--------	-----	-------	----------

1999

HEAD COACH: Mike Shanahan

PRESEASON (3-2)

Day/Date	Score	W/L	Opponent	Location	Attend.	Temp.	Den. QB	Opp. QB
Sun., Aug. 8	20-17	W	San Diego Chargers	Stadium Australia (Sydney, Australia; American Bowl; Sunday a.m. in Sydney/Sat. p.m. in Denver)	73,811	60°	Brister	Harbaugh
Sat., Aug. 14*	38-7	W	Arizona Cardinals	Mile High Stadium	67,941	80°	Brister	Plummer
Mon., Aug. 23*	12-27	L	Green Bay Packers	Camp Randall Stad., Madison, Wisc.	78,184	66°	Brister	Favre
Sun., Aug. 29*	12-22	L	Dallas Cowboys	Texas Stadium	61,893	98°	Brister	Aikman
Fri., Sept. 3*	34-3	W	San Francisco 49ers	Mile High Stadium	68,421	67°	Griese	Garcia
	116-76				350,250			

REGULAR SEASON (6-10 overall / 5th AFC West (4-4 Div.) / 3-5 home / 3-5 away)

Day/Date	Score	W/L	Opponent	Location	Attend.	Temp.	Den. QB	Opp. QB
Mon., Sept. 13*	21-38	L	Miami Dolphins	Mile High Stadium	75,623	60°	Griese	Marino
Sun., Sept. 19	10-26	L	Kansas City Chiefs	Arrowhead Stadium	78,683	69°	Griese	Grbac
Sun., Sept. 26	10-13	L	Tampa Bay Buccaneers	Raymond James Stadium	65,297	82°	Griese	Dilfer
Sun., Oct. 3	13-21	L	New York Jets	Mile High Stadium	74,181	54°	Griese	Mirer
Sun., Oct. 10	16-13	W	Oakland Raiders	Network Associates Coliseum	55,704	79°	Griese	Gannon
Sun., Oct. 17	31-10	W	Green Bay Packers	Mile High Stadium	73,352	50°	Griese	Favre
Sun., Oct. 24	23-24	L	New England Patriots	Foxboro Stadium	60,011	53°	Griese	Bledsoe
Sun., Oct. 31	20-23	L	Minnesota Vikings	Mile High Stadium	75,021	75°	Griese	George
Sun., Nov. 7	33-17	W	San Diego Chargers	Qualcomm Stadium	61,204	69°	Miller	Harbaugh
Sun., Nov. 14*	17-20	L	Seattle Seahawks	Kingdome	66,314	Ind.	Miller	Kitna
Mon., Nov. 22*	27-21	W	Oakland Raiders (OT)	Mile High Stadium	70,012	26°	Miller	Gannon
Sun., Dec. 5	10-16	L	Kansas City Chiefs	Mile High Stadium	73,855	45°	Griese	Grbac
Mon., Dec. 13*	24-27	L	Jacksonville Jaguars	ALLTEL Stadium	71,357	68°	Griese	Brunell
Sun., Dec. 19	36-30*	W	Seattle Seahawks	Mile High Stadium	65,987	27°	Griese	Kitna
Sat., Dec. 25	17-7	W	Detroit Lions	Silverdome	73,158	Ind.	Griese	Batch
Sun., Jan. 2	6-12	L	San Diego Chargers	Mile High Stadium	69,278	41°	Griese	Harbaugh
(Bye Nov. 28)	314-318				1,109,037			

2000

HEAD COACH: Mike Shanahan

PRESEASON (4-0)

Day/Date	Score	W/L	Opponent	Location	Attend.	Temp.	Den. QB	Opp. QB
Sat., Aug. 5*	31-17	W	Arizona Cardinals	Sun Devil Stadium	37,781	101°	Griese	Plummer
Sun., Aug. 13	26-20	W	Green Bay Packers	Mile High Stadium	75,367	89°	Griese	Hasselbeck, M.
Sat., Aug. 19*	36-23	W	Dallas Cowboys	Mile High Stadium	76,632	85°	Griese	Aikman
Fri., Aug. 25*	28-24	W	San Francisco 49ers	3COM Park	65,016	70°	Griese	Garcia
	121-84				254,796			

REGULAR SEASON (11-5 overall / 2nd AFC West (6-2 Div.) / 6-2 home / 5-3 away)

Day/Date	Score	W/L	Opponent	Location	Attend.	Temp.	Den. QB	Opp. QB
Mon., Sept. 4*	36-41	L	St. Louis Rams	Trans World Dome	65,956	Ind.	Griese	Warner
Sun., Sept. 10	42-14	W	Atlanta Falcons	Mile High Stadium	75,466	84°	Griese	Chandler
Sun., Sept. 17	33-24	W	Oakland Raiders	Network Associates Coliseum	62,078	79°	Griese	Gannon
Sun., Sept. 24	22-23	L	Kansas City Chiefs	Mile High Stadium	74,596	36°	Ferrotte	Grbac
Sun., Oct. 1	19-28	L	New England Patriots	Mile High Stadium	75,684	80°	Griese	Bledsoe
Sun., Oct. 8	21-7	W	San Diego Chargers	Qualcomm Stadium	56,079	68°	Griese	Harbaugh
Sun., Oct. 15	44-10	W	Cleveland Browns	Mile High Stadium	75,811	59°	Griese	Couch
Sun., Oct. 22	21-31	L	Cincinnati Bengals	Paul Brown Stadium	61,603	73°	Griese	Smith
Sun., Nov. 5	30-23	W	New York Jets	Giants Stadium	78,305	51°	Griese	Testaverde
Mon., Nov. 13*	27-24	W	Oakland Raiders	Mile High Stadium	75,951	20°	Griese	Gannon
Sun., Nov. 19	38-37	W	San Diego Chargers	Mile High Stadium	75,218	39°	Ferrotte	Leaf
Sun., Nov. 26	38-31	W	Seattle Seahawks	Husky Stadium	68,661	48°	Ferrotte	Huard, B.
Sun., Dec. 3	38-23	W	New Orleans Saints	Louisiana Superdome	64,900	Ind.	Ferrotte	Brooks
Sun., Dec. 10	31-24	W	Seattle Seahawks	Mile High Stadium	75,218	22°	Ferrotte	Kitna
Sun., Dec. 17	7-20	L	Kansas City Chiefs	Arrowhead Stadium	78,406	9°	Ferrotte	Grbac
Sat., Dec. 23	38-9	W	San Francisco 49ers	Mile High Stadium	76,098	45°	Griese	Garcia
(Bye Oct. 29)	485-369				1,140,030			

2000 AFC WILD CARD PLAYOFF GAME

Sun., Dec. 31	3-21	L	Baltimore Ravens	PSINet Stadium	69,638	22°	Ferrotte	Dilfer
---------------	------	---	------------------	----------------	--------	-----	----------	--------

2001

HEAD COACH: Mike Shanahan

PRESEASON (3-1)

Day/Date	Score	W/L	Opponent	Location	Attend.	Temp.	Den. QB	Opp. QB
Sat., Aug. 11*	20-6	W	Dallas Cowboys	Texas Stadium	46,883	86°	Griese	Banks
Mon., Aug. 20*	7-22	L	Green Bay Packers	Lambeau Field	59,177	77°	Griese	Favre
Sat., Aug. 25*	31-24	W	New Orleans Saints	INVESCO Field at Mile High	74,063	81°	Griese	Brooks
Fri., Aug. 31*	35-7	W	San Francisco 49ers	INVESCO Field at Mile High	73,855	72°	Ferrotte	Rattay
	93-59				253,928			

REGULAR SEASON (8-8 overall / 3rd AFC West (4-4 Div.) / 6-2 home / 2-6 away)

Day/Date	Score	W/L	Opponent	Location	Attend.	Temp.	Den. QB	Opp. QB
Mon., Sept. 10*	31-20	W	New York Giants	INVESCO Field at Mile High	75,735	75°	Griese	Collins
Sun., Sept. 16								
Sun., Sept. 23*	38-17	W	Arizona Cardinals	Sun Devil Stadium	50,913	103°	Griese	Plummer
Sun., Sept. 30	13-20	L	Baltimore Ravens	INVESCO Field at Mile High	75,082	71°	Griese	Grbac
Sun., Oct. 7	20-6	W	Kansas City Chiefs	INVESCO Field at Mile High	75,037	74°		

Sun., Oct. 28	31-20	W	New England Patriots	INVESCO Field at Mile High	74,750	72°	Griese	Brady
Mon., Nov. 5*	28-38	L	Oakland Raiders	Network Associates Coliseum	62,637	62°	Griese	Gannon
Sun., Nov. 11	26-16	W	San Diego Chargers	INVESCO Field at Mile High	74,951	62°	Griese	Flutie
Sun., Nov. 18	10-17	L	Washington Redskins	INVESCO Field at Mile High	74,622	44°	Griese	Banks
Thu., Nov. 22	26-24	W	Dallas Cowboys	Texas Stadium	64,104	72°	Griese	Leaf
Sun., Dec. 2	10-21	L	Miami Dolphins	Pro Player Stadium	73,938	76°	Griese	Fiedler
Sun., Dec. 9*	20-7	W	Seattle Seahawks	INVESCO Field at Mile High	74,524	38°	Griese	Hasselbeck, M.
Sun., Dec. 16	23-26	L	Kansas City Chiefs (OT)	Arrowhead Stadium	77,778	49°	Ferototte	Green
Sun., Dec. 30	23-17	W	Oakland Raiders	INVESCO Field at Mile High	75,582	24°	Griese	Gannon
Sun., Jan. 6	10-29	L	Indianapolis Colts	RCA Dome	56,192	Ind.	Griese	Manning, P.
(Bye Dec. 23)	340-339				1,115,203			

2002

HEAD COACH: Mike Shanahan

PRESEASON (3-1)

Day/Date	Score	W/L	Opponent	Location	Attend.	Temp.	Den. QB	Opp. QB
Sat., Aug. 10*	27-3	W	Chicago Bears	Memorial Stadium, Champaign, Ill.	52,168	85°	Griese	Miller
Mon., Aug. 19*	7-12	L	San Francisco 49ers	INVESCO Field at Mile High	73,071	85°	Griese	Garcia
Sat., Aug. 24*	19-13	W	Arizona Cardinals	Sun Devil Stadium	26,736	105°	Griese	Plummer
Thu., Aug. 29*	31-0	W	Seattle Seahawks	INVESCO Field at Mile High	71,755	65°	Jackson	Hasselbeck, M.
	84-28				223,730			

REGULAR SEASON (9-7 overall / 2nd AFC West (3-3 Div.) / 5-3 home / 4-4 away)

Day/Date	Score	W/L	Opponent	Location	Attend.	Temp.	Den. QB	Opp. QB
Sun., Sept. 8	23-16	W	St. Louis Rams	INVESCO Field at Mile High	75,710	83°	Griese	Warner
Sun., Sept. 15	24-14	W	San Francisco 49ers	3COM Park	67,685	67°	Griese	Garcia
Sun., Sept. 22	28-23	W	Buffalo Bills	INVESCO Field at Mile High	75,359	59°	Griese	Bledsoe
Mon., Sept. 30*	23-34	L	Baltimore Ravens	Ravens Stadium	69,538	71°	Griese	Redman
Sun., Oct. 6	26-9	W	San Diego Chargers	INVESCO Field at Mile High	75,065	57°	Griese	Brees
Sun., Oct. 13*	22-24	L	Miami Dolphins	INVESCO Field at Mile High	75,941	58°	Griese	Fiedler
Sun., Oct. 20	37-34	W	Kansas City Chiefs (OT)	Arrowhead Stadium	78,446	51°	Griese	Green
Sun., Oct. 27	24-16	W	New England Patriots	Gillette Stadium	68,436	60°	Griese	Brady
Mon., Nov. 11*	10-34	L	Oakland Raiders	INVESCO Field at Mile High	76,643	32°	Griese	Gannon
Sun., Nov. 17	31-9	W	Seattle Seahawks	Seahawks Stadium	65,495	53°	Griese	Hasselbeck, M.
Sun., Nov. 24*	20-23	L	Indianapolis Colts (OT)	INVESCO Field at Mile High	75,075	25°	Beuerlein	Manning, P.
Sun., Dec. 1	27-30	L	San Diego Chargers (OT)	Qualcomm Stadium	66,357	64°	Beuerlein	Brees
Sun., Dec. 8	13-19	L	New York Jets	Giants Stadium	78,521	42°	Griese	Pennington
Sun., Dec. 15	31-24	W	Kansas City Chiefs	INVESCO Field at Mile High	75,947	54°	Griese	Green
Sun., Dec. 22	16-28	L	Oakland Raiders	Network Associates Coliseum	62,592	56°	Griese	Gannon
Sun., Dec. 29	37-7	W	Arizona Cardinals	INVESCO Field at Mile High	75,164	57°	Beuerlein	Plummer
(Bye Nov. 2)	392-344				1,161,974			

2003

HEAD COACH: Mike Shanahan

PRESEASON (3-1)

Day/Date	Score	W/L	Opponent	Location	Attend.	Temp.	Den. QB	Opp. QB
Sat., Aug. 9*	20-12	W	Houston Texans	Reliant Stadium	70,021	Ind.	Plummer	Carr
Sat., Aug. 16*	15-10	W	Chicago Bears	Memorial Stadium, Champaign, Ill.	52,861	85°	Plummer	Stewart
Mon., Aug. 25*	23-28	L	Indianapolis Colts	INVESCO Field at Mile High	72,510	82°	Plummer	Manning, P.
Fri., Aug. 29*	20-3	W	Seattle Seahawks	INVESCO Field at Mile High	73,038	70°	Jackson	Hasselbeck, M.
	78-53				268,430			

REGULAR SEASON (10-6 overall / 2nd AFC West (5-1 Div.) / 6-2 home / 4-4 away)

Day/Date	Score	W/L	Opponent	Location	Attend.	Temp.	Den. QB	Opp. QB
Sun., Sept. 7	30-10	W	Cincinnati Bengals	Paul Brown Stadium	63,820	72°	Plummer	Kitna
Sun., Sept. 14	37-13	W	San Diego Chargers	Qualcomm Stadium	65,445	73°	Plummer	Brees
Mon., Sept. 22*	31-10	W	Oakland Raiders	INVESCO Field at Mile High	76,753	62°	Plummer	Gannon
Sun., Sept. 28	20-16	W	Detroit Lions	INVESCO Field at Mile High	75,719	66°	Plummer	Harrington
Sun., Oct. 5	23-24	L	Kansas City Chiefs	Arrowhead Stadium	78,903	69°	Plummer	Green
Sun., Oct. 12	17-14	W	Pittsburgh Steelers	INVESCO Field at Mile High	75,974	73°	Beuerlein	Maddox
Sun., Oct. 19	20-28	L	Minnesota Vikings	Hubert H. Humphrey Metrodome	64,381	Ind.	Beuerlein	Culpepper
Sun., Oct. 26	6-26	L	Baltimore Ravens	M&T Bank Stadium	69,721	67°	Kanell	Boller
Mon., Nov. 3*	26-30	L	New England Patriots	INVESCO Field at Mile High	76,203	35°	Kanell	Brady
Sun., Nov. 16	37-8	W	San Diego Chargers	INVESCO Field at Mile High	75,217	52°	Plummer	Flutie
Sun., Nov. 23	10-19	L	Chicago Bears	INVESCO Field at Mile High	75,540	18°	Plummer	Chandler
Sun., Nov. 30	22-8	W	Oakland Raiders	Network Associates Coliseum	57,201	55°	Plummer	Mirer
Sun., Dec. 7	45-27	W	Kansas City Chiefs	INVESCO Field at Mile High	76,403	63°	Plummer	Green
Sun., Dec. 14	23-20	W	Cleveland Browns (OT)	INVESCO Field at Mile High	75,358	52°	Plummer	Couch
Sun., Dec. 21*	31-17	W	Indianapolis Colts	RCA Dome	57,149	Ind.	Plummer	Manning, P.
Sun., Dec. 28	3-31	L	Green Bay Packers	Lambeau Field	70,299	45°	Jackson	Favre
(Bye Nov. 9)	381-301				1,134,086			

2003 AFC WILD CARD PLAYOFF GAME

Sun., Jan. 4	10-41	L	Indianapolis Colts	RCA Dome	56,586	Ind.	Plummer	Manning, P.
--------------	-------	---	--------------------	----------	--------	------	---------	-------------

DID YOU KNOW?

Pro Football Hall of Fame quarterback John Elway started 2,595 drives during his 16-year career with the Broncos from 1983-98 and was replaced just 10 times due to injury (.039%).

2004

HEAD COACH: Mike Shanahan

PRESEASON (2-3)

Day/Date	Score	W/L	Opponent	Location	Attend.	Temp.	Den. QB	Opp. QB
Mon., Aug. 9*	17-20	L	Washington Redskins	Fawcett Stadium (Canton, Ohio; Hall of Fame Game)	22,177	75°	Plummer	Brunell
Sun., Aug. 15*	6-16	L	Buffalo Bills	Ralph Wilson Stadium	49,645	70°	Plummer	Bledsoe
Sat., Aug. 21*	19-3	W	Seattle Seahawks	Owest Field	47,641	66°	Plummer	Hasselbeck, M.
Fri., Aug. 27*	31-17	W	Houston Texans	INVESCO Field at Mile High	71,256	54°	Plummer	Carr
Thu., Sept. 2*	21-33	L	Arizona Cardinals	INVESCO Field at Mile High	71,986	79°	Kanell	McCown
	94-89				262,705			

REGULAR SEASON (10-6 overall / 2nd AFC West (3-3 Div.) / 6-2 home / 4-4 away)

Day/Date	Score	W/L	Opponent	Location	Attend.	Temp.	Den. QB	Opp. QB
Sun., Sept. 12*	34-24	W	Kansas City Chiefs	INVESCO Field at Mile High	75,939	82°	Plummer	Green
Sun., Sept. 19	6-7	L	Jacksonville Jaguars	ALLTEL Stadium	69,127	78°	Plummer	Leftwich
Sun., Sept. 26	23-13	W	San Diego Chargers	INVESCO Field at Mile High	74,533	73°	Plummer	Brees
Sun., Oct. 3	16-13	W	Tampa Bay Buccaneers	Raymond James Stadium	65,341	86°	Plummer	Johnson
Sun., Oct. 10	20-17	W	Carolina Panthers	INVESCO Field at Mile High	75,072	72°	Plummer	Delhomme
Sun., Oct. 17	31-3	W	Oakland Raiders	Network Associates Coliseum	57,293	67°	Plummer	Collins
Mon., Oct. 25*	10-23	L	Cincinnati Bengals	Paul Brown Stadium	65,806	61°	Plummer	Palmer
Sun., Oct. 31	28-41	L	Atlanta Falcons	INVESCO Field at Mile High	75,083	54°	Plummer	Vick
Sun., Nov. 7	31-13	W	Houston Texans	INVESCO Field at Mile High	74,292	69°	Plummer	Carr
Sun., Nov. 14	34-13	W	New Orleans Saints	Louisiana Superdome	64,900	Ind.	Plummer	Brooks
Sun., Nov. 28*	24-25	L	Oakland Raiders	INVESCO Field at Mile High	75,936	18°	Plummer	Collins
Sun., Dec. 5	17-20	L	San Diego Chargers	Qualcomm Stadium	65,395	58°	Plummer	Brees
Sun., Dec. 12	20-17	W	Miami Dolphins	INVESCO Field at Mile High	75,027	37°	Plummer	Feeley
Sun., Dec. 19	17-45	L	Kansas City Chiefs	Arrowhead Stadium	77,702	15°	Plummer	Green
Sat., Dec. 25*	37-16	W	Tennessee Titans	The Coliseum	68,809	29°	Plummer	Volek
Sun., Jan. 2	33-14	W	Indianapolis Colts	INVESCO Field at Mile High	75,149	32°	Plummer	Manning, P.
(Bye Nov. 14)	381-304				1,135,404			

2004 AFC WILD CARD PLAYOFF GAME

Sun., Jan. 9	24-49	L	Indianapolis Colts	RCA Dome	56,609	Ind.	Plummer	Manning, P.
--------------	-------	---	--------------------	----------	--------	------	---------	-------------

2005

HEAD COACH: Mike Shanahan

PRESEASON (4-0)

Day/Date	Score	W/L	Opponent	Location	Attend.	Temp.	Den. QB	Opp. QB
Sat., Aug. 13*	20-14	W	Houston Texans	Reliant Stadium	70,016	Ind.	Plummer	Carr
Sat., Aug. 20*	26-21	W	San Francisco 49ers	INVESCO Field at Mile High	70,794	70°	Plummer	Smith
Sat., Aug. 27*	37-24	W	Indianapolis Colts	INVESCO Field at Mile High	74,152	77°	Plummer	Manning, P.
Fri., Sept. 2*	30-21	W	Arizona Cardinals	Sun Devil Stadium	40,888	99°	Van Pelt	Warner
	113-80				255,850			

REGULAR SEASON (13-3 overall / 1st AFC West (5-1 Div.) / 8-0 home / 5-3 away)

Day/Date	Score	W/L	Opponent	Location	Attend.	Temp.	Den. QB	Opp. QB
Sun., Sept. 11	10-34	L	Miami Dolphins	Dolphins Stadium	72,324	89°	Plummer	Ferrotte
Sun., Sept. 18	20-17	W	San Diego Chargers	INVESCO Field at Mile High	75,310	77°	Plummer	Brees
Mon., Sept. 26*	30-10	W	Kansas City Chiefs	INVESCO Field at Mile High	76,381	72°	Plummer	Green
Sun., Oct. 2	20-7	W	Jacksonville Jaguars	Alltel Stadium	66,045	82°	Plummer	Leftwich
Sun., Oct. 9	21-19	W	Washington Redskins	INVESCO Field at Mile High	75,880	50°	Plummer	Brunell
Sun., Oct. 16	28-20	W	New England Patriots	INVESCO Field at Mile High	76,571	75°	Plummer	Brady
Sun., Oct. 23	23-24	L	New York Giants	Giants Stadium	78,516	54°	Plummer	Manning, E.
Sun., Oct. 30	49-21	W	Philadelphia Eagles	INVESCO Field at Mile High	76,530	52°	Plummer	McNabb
Sun., Nov. 13	31-17	W	Oakland Raiders	McAfee Coliseum	62,779	61°	Plummer	Collins
Sun., Nov. 20	27-0	W	New York Jets	INVESCO Field at Mile High	76,255	61°	Plummer	Bollinger
Thu., Nov. 24	24-21	W	Dallas Cowboys (OT)	Texas Stadium	63,273	68°	Plummer	Bledsoe
Sun., Dec. 4	27-31	L	Kansas City Chiefs	Arrowhead Stadium	78,261	28°	Plummer	Green
Sun., Dec. 11	12-10	W	Baltimore Ravens	INVESCO Field at Mile High	75,651	41°	Plummer	Boller
Sat., Dec. 17*	28-17	W	Buffalo Bills	Ralph Wilson Stadium	71,887	28°	Plummer	Holcomb
Sat., Dec. 24	22-3	W	Oakland Raiders	INVESCO Field at Mile High	76,212	52°	Plummer	Collins
Sat., Dec. 31	23-7	W	San Diego Chargers	Qualcomm Stadium	65,513	61°	Plummer	Brees
(Bye Nov. 6)	395-258				1,167,388			

2005 AFC DIVISIONAL PLAYOFF GAME

Sat., Jan. 14	27-13	W	New England Patriots	INVESCO Field at Mile High	76,238	54°	Plummer	Brady
---------------	-------	---	----------------------	----------------------------	--------	-----	---------	-------

2005 AFC CHAMPIONSHIP GAME

Sun., Jan. 22	17-34	L	Pittsburgh Steelers	INVESCO Field at Mile High	76,775	34°	Plummer	Roethlisberger
---------------	-------	---	---------------------	----------------------------	--------	-----	---------	----------------

2006

HEAD COACH: Mike Shanahan

PRESEASON (3-1)

Day/Date	Score	W/L	Opponent	Location	Attend.	Temp.	Den. QB	Opp. QB
Fri., Aug. 11*	13-20	L	Detroit Lions	Ford Field	56,915	Ind.	Plummer	Kitna
Sat., Aug. 19*	35-10	W	Tennessee Titans	INVESCO Field at Mile High	73,180	63°	Plummer	Volek
Sun., Aug. 27*	17-14	W	Houston Texans	INVESCO Field at Mile High	73,689	70°	Plummer	Carr
Thu., Aug. 31*	29-23	W	Arizona Cardinals	Cardinals Stadium	62,937	Ind.	Cutler	Warner
	94-67				266,721			

REGULAR SEASON (9-7 overall / 3rd AFC West (3-3 Div.) / 4-4 home / 5-3 away)

Day/Date	Score	W/L	Opponent	Location	Attend.	Temp.	Den. QB	Opp. QB
Sun., Sept. 10	10-18	L	St. Louis Rams	Edward Jones Dome	65,577	Ind.	Plummer	Bulger
Sun., Sept. 17	9-6	W	Kansas City Chiefs (OT)	INVESCO Field at Mile High	76,786	61°	Plummer	Huard, D.
Sun., Sept. 24*	17-7	W	New England Patriots	Gillette Stadium	68,756	68°	Plummer	Brady

Mon., Oct. 9*	13-3	W	Baltimore Ravens	INVESCO Field at Mile High	76,355	39°	Plummer	McNair
Sun., Oct. 15*	13-3	W	Oakland Raiders	INVESCO Field at Mile High	76,691	64°	Plummer	Walter
Sun., Oct. 22	17-7	L	Cleveland Browns	Cleveland Browns Stadium	73,024	48°	Plummer	Frye
Sun., Oct. 29	31-34	L	Indianapolis Colts	INVESCO Field at Mile High	76,767	70°	Plummer	Manning, P.
Sun., Nov. 5	31-20	W	Pittsburgh Steelers	Heinz Field	64,661	53°	Plummer	Roethlisberger
Sun., Nov. 12	17-13	W	Oakland Raiders	McAfee Coliseum	62,094	56°	Plummer	Walter
Sun., Nov. 19*	27-35	L	San Diego Chargers	INVESCO Field at Mile High	76,273	34°	Plummer	Rivers
Thu., Nov. 23*	10-19	L	Kansas City Chiefs	Arrowhead Stadium	79,484	65°	Plummer	Green
Sun., Dec. 3*	20-23	L	Seattle Seahawks	INVESCO Field at Mile High	76,146	16°	Cutler	Hasselbeck, M.
Sun., Dec. 10	20-48	L	San Diego Chargers	Qualcomm Stadium	67,514	57°	Cutler	Rivers
Sun., Dec. 17	37-20	W	Arizona Cardinals	Cardinals Stadium	63,845	60°	Cutler	Leinart
Sun., Dec. 24	24-23	W	Cincinnati Bengals	INVESCO Field at Mile High	75,759	32°	Cutler	Palmer
Sun., Dec. 31	23-26	L	San Francisco 49ers (OT)	INVESCO Field at Mile High	75,555	32°	Cutler	Smith
(Bye Oct. 1)	319-305				1,155,737			

2007

HEAD COACH: Mike Shanahan

PRESEASON (2-2)

Day/Date	Score	W/L	Opponent	Location	Attend.	Temp.	Den. QB	Opp. QB
Mon., Aug. 13*	17-13	W	San Francisco 49ers	Monster Park	66,764	66°	Cutler	Smith
Sat., Aug. 18*	20-31	L	Dallas Cowboys	Texas Stadium	61,034	91°	Cutler	Romo
Sat., Aug. 25*	16-17	L	Cleveland Browns	INVESCO Field at Mile High	75,361	84°	Cutler	Frye
Thu., Aug. 30*	21-3	W	Arizona Cardinals	INVESCO Field at Mile High	73,282	82°	Hackney	Leinart
	74-64				276,441			

REGULAR SEASON (7-9 overall / 2nd AFC West (3-3 Div.) / 5-3 home / 2-6 away)

Day/Date	Score	W/L	Opponent	Location	Attend.	Temp.	Den. QB	Opp. QB
Sun., Sept. 9	15-14	W	Buffalo Bills	Ralph Wilson Stadium	71,132	70°	Cutler	Losman
Sun., Sept. 16	23-20	W	Oakland Raiders (OT)	INVESCO Field at Mile High	76,784	87°	Cutler	McCown
Sun., Sept. 23	14-23	L	Jacksonville Jaguars	INVESCO Field at Mile High	76,463	75°	Cutler	Garrard
Sun., Sept. 30	20-38	L	Indianapolis Colts	RCA Dome	57,274	Ind.	Cutler	Manning, P.
Sun., Oct. 7	3-41	L	San Diego Chargers	INVESCO Field at Mile High	76,879	54°	Cutler	Rivers
Sun., Oct. 21*	31-28	W	Pittsburgh Steelers	INVESCO Field at Mile High	77,038	37°	Cutler	Roethlisberger
Mon., Oct. 29*	13-19	L	Green Bay Packers (OT)	INVESCO Field at Mile High	77,160	67°	Cutler	Juan
Sun., Nov. 4	7-44	L	Detroit Lions	Ford Field	60,783	Ind.	Cutler	Kitna
Sun., Nov. 11	27-11	W	Kansas City Chiefs	Arrowhead Stadium	77,368	69°	Cutler	Huard
Mon., Nov. 19*	34-20	W	Tennessee Titans	INVESCO Field at Mile High	76,590	63°	Cutler	Young
Sun., Nov. 25	34-37	L	Chicago Bears (OT)	Soldier Field	62,148	39°	Cutler	Grossman
Sun., Dec. 2	20-34	L	Oakland Raiders	McAfee Coliseum	61,990	60°	Cutler	McCown
Sun., Dec. 9	41-7	W	Kansas City Chiefs	INVESCO Field at Mile High	75,895	21°	Cutler	Croyle
Thu., Dec. 13*	13-31	L	Houston Texans	Reliant Stadium	70,747	59°	Cutler	Rosenfels
Mon., Dec. 24*	3-23	L	San Diego Chargers	Qualcomm Stadium	65,477	62°	Cutler	Rivers
Sun., Dec. 30	22-19	W	Minnesota Vikings (OT)	INVESCO Field at Mile High	76,084	36°	Cutler	Jackson
(Bye Oct. 14)	320-409				1,139,812			

2008

HEAD COACH: Mike Shanahan

PRESEASON (2-2)

Day/Date	Score	W/L	Opponent	Location	Attend.	Temp.	Den. QB	Opp. QB
Sat., Aug. 9*	16-19	L	Houston Texans	Reliant Stadium	70,020	Ind.	Cutler	Schaub
Sat., Aug. 16*	23-13	W	Dallas Cowboys	INVESCO Field at Mile High	74,484	57°	Cutler	Romo
Fri., Aug. 22*	24-27	L	Green Bay Packers	INVESCO Field at Mile High	74,213	73°	Cutler	Rodgers
Fri., Aug. 29*	28-14	W	Arizona Cardinals	University of Phoenix Stadium	63,215	Ind.	Hackney	Warner
	91-73				281,932			

REGULAR SEASON (8-8 overall / 2nd AFC West (3-3 Div.) / 4-4 home / 4-4 away)

Day/Date	Score	W/L	Opponent	Location	Attend.	Temp.	Den. QB	Opp. QB
Mon., Sept. 8*	41-14	W	Oakland Raiders	McAfee Coliseum	62,762	60°	Cutler	Russell
Sun., Sept. 14	39-38	W	San Diego Chargers	INVESCO Field at Mile High	75,915	59°	Cutler	Rivers
Sun., Sept. 21	34-32	W	New Orleans Saints	INVESCO Field at Mile High	75,713	75°	Cutler	Brees
Sun., Sept. 28	19-33	L	Kansas City Chiefs	Arrowhead Stadium	74,623	74°	Cutler	Huard
Sun., Oct. 5	16-13	W	Tampa Bay Buccaneers	INVESCO Field at Mile High	75,480	70°	Cutler	Griese
Sun., Oct. 12	17-24	L	Jacksonville Jaguars	INVESCO Field at Mile High	75,674	43°	Cutler	Garrard
Mon., Oct. 20*	7-41	L	New England Patriots	Gillette Stadium	68,756	40°	Cutler	Cassel
Sun., Nov. 2	17-26	L	Miami Dolphins	INVESCO Field at Mile High	75,499	77°	Cutler	Pennington
Thu., Nov. 6*	34-30	W	Cleveland Browns	Cleveland Browns Stadium	73,141	56°	Cutler	Quinn
Sun., Nov. 16	24-20	W	Atlanta Falcons	Georgia Dome	54,644	Ind.	Cutler	Ryan
Sun., Nov. 23	10-31	L	Oakland Raiders	INVESCO Field at Mile High	76,067	47°	Cutler	Russell
Sun., Nov. 30	34-17	W	New York Jets	The Meadowlands	78,809	36°	Cutler	Favre
Sun., Dec. 7	24-17	W	Kansas City Chiefs	INVESCO Field at Mile High	75,187	64°	Cutler	Thigpen
Sun., Dec. 14	10-30	L	Carolina Panthers	Bank of America Stadium	73,690	46°	Cutler	Delhomme
Sun., Dec. 21	23-30	L	Buffalo Bills	INVESCO Field at Mile High	74,539	17°	Cutler	Edwards
Sun., Dec. 28*	21-52	L	San Diego Chargers	Qualcomm Stadium	69,131	58°	Cutler	Rivers
(Bye Oct. 26)	370-448				1,159,630			

BRONCOS IN THE AMERICAN BOWL

The Broncos have participated in the American Bowl seven times in their history and own a 3-4 record in those preseason contests. Denver played in the American Bowl in 1987 (London, England), 1990 (Tokyo, Japan), 1992 (Berlin, Germany), 1994 (Barcelona, Spain), 1995 (Tokyo, Japan), 1997 (Mexico City, Mexico) and 1999 (Sydney, Australia).

SERIES RECORDS VS. OPPONENTS

ARIZONA CARDINALS

Reg. Season: (7-0-1 / .938)
Home (4-0) / Away (3-0-1)
 1973 (11/4)—Denver 17, @St. Louis 17 (T)
 1977 (9/18)—@Denver 7, St. Louis 0
 1989 (12/16)—Denver 37, @Phoenix 0
 1991 (12/15)—@Denver 24, Phoenix 19
 1995 (11/5)—@Denver 38, Arizona 6
 2001 (9/23)—@Denver 38, @Arizona 17
 2002 (12/29)—@Denver 37, Arizona 7
 2006 (12/17)—Denver 37, @Arizona 20
RS Pts.—DEN 235, ARI 86
Franchise known as Phoenix before 1994 and in St. Louis before 1988

ATLANTA FALCONS

Reg. Season: (8-4-0 / .667)
Home (4-2) / Away (4-2)
Postseason: (1-0 / 1.000)
Home (0-0) / Away (0-0) / S.B. (1-0)
 1970 (10/18)—@Denver 24, Atlanta 10
 1972 (11/26)—@Atlanta 23, Denver 20
 1975 (11/23)—@Atlanta 35, Denver 21
 1979 (9/16)—Denver 20, @Atlanta 17 (OT)
 1982 (12/5)—Atlanta 34, @Denver 27
 1985 (9/22)—Denver 44, @Atlanta 28
 1988 (10/16)—@Denver 30, Atlanta 14
 1994 (11/20)—@Denver 32, Atlanta 28
 1997 (9/28)—Denver 29, @Atlanta 21
1998 (1/31)—Denver 34, Atlanta 19*
 2000 (9/10)—@Denver 42, Atlanta 14
 2004 (10/31)—Atlanta 41, @Denver 28
 2008 (11/16)—Denver 24, @Atlanta 20
RS Pts.—DEN 341, ATL 285
PS Pts.—DEN 34, ATL 19
**Super Bowl XXXIII in Miami*

BALTIMORE RAVENS

Reg. Season: (3-3-0 / .500)
Home (3-1) / Away (0-2)
Postseason: (0-1 / .000)
Home (0-0) / Away (0-1) / S.B. (0-0)
 1996 (10/20)—@Denver 45, Baltimore 34
2000 (12/31)—@Baltimore 21, Denver 3*
 2001 (9/30)—Baltimore 20, @Denver 13
 2002 (9/30)—@Baltimore 34, Denver 23
 2003 (10/26)—@Baltimore 26, Denver 6
 2005 (12/11)—@Denver 12, Baltimore 10
 2006 (10/9)—@Denver 13, Baltimore 3
RS Pts.—DEN 112, BAL 127
PS Pts.—DEN 3, BAL 21
**AFC Wild Card Playoff Game*

BUFFALO BILLS

Reg. Season: (15-18-1 / .456)
Home (4-7-1) / Away (11-11)
Postseason: (0-1 / .000)
Home (0-0) / Away (0-1) / S.B. (0-0)
 1960 (9/18)—Denver 27, @Buffalo 21
 1960 (11/27)—@Denver 38, Buffalo 38 (T)
 1961 (9/10)—Denver 22, @Buffalo 10
 1961 (11/19)—Buffalo 23, @Denver 10
 1962 (9/15)—Denver 23, @Buffalo 20
 1962 (10/28)—Buffalo 45, @Denver 38
 1963 (11/3)—Buffalo 30, @Denver 28
 1963 (11/9)—@Buffalo 27, Denver 17
 1964 (9/20)—@Buffalo 30, Denver 13
 1964 (12/13)—Buffalo 30, @Denver 15
 1965 (9/19)—Buffalo 30, @Denver 15
 1965 (10/24)—@Buffalo 31, Denver 13
 1966 (12/18)—@Buffalo 38, Denver 21
 1967 (10/8)—Buffalo 17, @Denver 16
 1967 (11/19)—Denver 21, @Buffalo 20
 1968 (11/24)—@Denver 34, Buffalo 32
 1969 (9/28)—@Buffalo 41, Denver 28
 1970 (9/20)—Denver 25, @Buffalo 10
 1975 (10/5)—@Buffalo 38, Denver 14
 1977 (9/25)—@Denver 26, Buffalo 6
 1979 (12/2)—Denver 19, @Buffalo 16
 1981 (10/25)—@Buffalo 9, Denver 7
 1984 (10/21)—Denver 37, @Buffalo 7
 1987 (11/8)—@Buffalo 21, Denver 14

1989 (9/18)—Denver 28, @Buffalo 14
 1990 (9/30)—@Buffalo 29, Denver 28
1991 (1/12)—@Buffalo 10, Denver 7*
 1992 (12/12)—@Buffalo 27, Denver 17
 1994 (9/26)—@Buffalo 27, Denver 20
 1995 (9/3)—@Denver 22, Buffalo 7
 1997 (10/26)—Denver 23, @Buffalo 20 (OT)
 2002 (9/22)—@Denver 28, Buffalo 23
 2005 (12/17)—Denver 28, @Buffalo 17
 2007 (9/9)—Denver 15, @Buffalo 14
 2008 (12/21)—Buffalo 30, @Denver 23
RS Pts.—DEN 757, BUF 798
PS Pts.—DEN 7, BUF 10
**AFC Championship Game*

CAROLINA PANTHERS

Reg. Season: (2-1-0 / .667)
Home (2-0) / Away (0-1)
 1997 (11/9)—@Denver 34, Carolina 0
 2004 (10/10)—@Denver 20, Carolina 17
 2008 (12/14)—@Carolina 30, Denver 10
RS Pts.—DEN 64, CAR 47

CHICAGO BEARS

Reg. Season: (6-7-0 / .462)
Home (4-3) / Away (2-4)
 1971 (12/5)—@Denver 6, Chicago 3
 1973 (9/30)—Chicago 33, @Denver 14
 1976 (12/12)—Denver 28, @Chicago 14
 1978 (10/16)—@Denver 16, Chicago 7
 1981 (12/20)—@Chicago 35, Denver 24
 1983 (10/2)—@Chicago 31, Denver 14
 1984 (9/9)—@Chicago 27, Denver 0
 1987 (11/16)—@Denver 31, Chicago 29
 1990 (11/18)—@Chicago 16, @Denver 13 (OT)
 1993 (12/18)—Denver 13, @Chicago 3
 1996 (11/10)—@Denver 17, Chicago 12
 2003 (11/23)—Chicago 19, @Denver 10
 2007 (11/25)—@Chicago 37, Denver 34 (OT)
RS Pts.—DEN 220, CHI 266

CINCINNATI BENGALS

Reg. Season: (16-8-0 / .667)
Home (11-2) / Away (5-6)
 1968 (9/15)—@Cincinnati 24, Denver 10
 1968 (10/6)—@Denver 10, Cincinnati 7
 1969 (10/19)—Denver 30, @Cincinnati 23
 1969 (12/14)—@Denver 27, Cincinnati 16
 1971 (11/14)—Cincinnati 24, @Denver 10
 1972 (10/8)—@Cincinnati 21, Denver 10
 1973 (9/16)—@Denver 28, Cincinnati 10
 1975 (11/9)—Cincinnati 17, @Denver 16
 1976 (9/12)—@Cincinnati 17, Denver 7
 1977 (10/23)—Denver 24, @Cincinnati 13
 1979 (9/2)—@Denver 10, Cincinnati 0
 1981 (11/22)—@Cincinnati 38, Denver 21
 1983 (10/16)—@Denver 24, Cincinnati 17
 1984 (9/2)—@Denver 20, Cincinnati 17
 1986 (11/30)—@Denver 34, Cincinnati 28
 1991 (9/1)—@Denver 45, Cincinnati 14
 1994 (11/27)—@Denver 15, Cincinnati 13
 1996 (9/29)—Denver 14, @Cincinnati 10
 1997 (9/21)—@Denver 38, Cincinnati 20
 1998 (11/1)—Denver 33, @Cincinnati 26
 2000 (10/22)—@Cincinnati 31, Denver 21
 2003 (9/7)—Denver 30, @Cincinnati 10
 2004 (10/25)—@Cincinnati 23, Denver 10
 2006 (12/24)—@Denver 24, Cincinnati 23
RS Pts.—DEN 511, CIN 442

CLEVELAND BROWNS

Reg. Season: (17-5-0 / .773)
Home (8-3) / Away (9-2)
Postseason: (3-0 / 1.000)
Home (2-0) / Away (1-0) / S.B. (0-0)
 1970 (12/20)—Cleveland 27, @Denver 13
 1971 (10/24)—Denver 27, @Cleveland 0
 1972 (10/29)—@Buffalo 38, Denver 10
 1974 (10/27)—@Cleveland 23, Denver 21
 1975 (10/19)—@Denver 16, Cleveland 15
 1976 (9/26)—@Denver 44, Cleveland 13
 1978 (11/12)—Denver 19, @Cleveland 7
 1980 (10/5)—Denver 19, @Cleveland 16

1981 (11/1)—@Denver 23, Cleveland 20 (OT)
 1983 (12/4)—@Denver 27, Cleveland 6
 1984 (9/16)—Denver 24, @Cleveland 14
1986 (11/1)—Denver 23, @Cleveland 20 (OT)*
1987 (1/17)—@Denver 38, Cleveland 33*
 1988 (11/13)—@Denver 30, Cleveland 7
 1989 (10/1)—@Cleveland 16, Denver 13
1989 (10/14)—@Denver 37, Cleveland 21*
 1990 (11/18)—Cleveland 30, @Denver 29
 1991 (12/8)—Denver 17, @Cleveland 7
 1992 (9/27)—Denver 12, @Cleveland 0
 1993 (11/7)—Denver 29, @Cleveland 14
 1994 (10/30)—@Denver 26, Cleveland 14
 2000 (10/15)—@Denver 44, Cleveland 10
 2003 (12/14)—@Denver 23, Cleveland 20 (OT)
 2006 (10/22)—Denver 17, @Cleveland 7
 2008 (11/6)—Denver 34, @Cleveland 30
RS Pts.—DEN 527, CLE 323
PS Pts.—DEN 98, CLE 74
**AFC Championship Game*

DALLAS COWBOYS

Reg. Season: (5-4-0 / .556)
Home (3-2) / Away (2-2)
Postseason: (0-1 / .000)
Home (0-0) / Away (0-0) / S.B. (0-1)
 1973 (12/2)—Dallas 22, @Denver 10
 1977 (12/18)—@Dallas 14, Denver 6
1977 (1/15)—Dallas 27, Denver 10*
 1980 (9/14)—@Denver 41, Dallas 20
 1986 (10/5)—@Denver 29, Dallas 14
 1992 (12/6)—Dallas 31, @Denver 27
 1995 (9/10)—@Dallas 31, Denver 21
 1998 (9/13)—@Denver 42, Dallas 23
 2001 (11/22)—Denver 26, @Dallas 24
 2005 (11/24)—Denver 24, @Dallas 21 (OT)
RS Pts.—DEN 226, DAL 200
PS Pts.—DEN 10, DAL 27
**Super Bowl XVII in New Orleans*

DETROIT LIONS

Reg. Season: (6-4-0 / .600)
Home (3-1) / Away (3-3)
 1971 (11/7)—Detroit 24, @Denver 20
 1974 (11/28)—Denver 31, @Detroit 27
 1978 (11/23)—@Detroit 17, Denver 14
 1981 (10/11)—@Denver 27, Detroit 21
 1984 (10/7)—Denver 28, @Detroit 7
 1987 (11/1)—@Denver 34, Detroit 0
 1990 (11/22)—@Detroit 40, Denver 27
 1993 (12/25)—Denver 17, @Detroit 7
 2003 (9/28)—@Denver 20, Detroit 16
 2007 (11/4)—@Detroit 44, Denver 7
RS Pts.—DEN 225, DET 203

GREEN BAY PACKERS

Reg. Season: (5-5-1 / .500)
Home (5-1) / Away (0-4-1)
Postseason: (1-0 / 1.000)
Home (0-0) / Away (0-0) / S.B. (1-0)
 1971 (9/26)—@Green Bay 34, Denver 13 (Milw.)
 1975 (9/29)—Denver 14, @Green Bay 13
 1978 (11/19)—@Denver 16, Green Bay 3
 1984 (10/15)—Denver 17, Green Bay 14
 1987 (9/20)—@Green Bay 17, Denver 17 (Milw.) (T)
 1990 (12/30)—@Denver 22, Green Bay 13
 1993 (10/10)—@Green Bay 30, Denver 27
 1996 (12/8)—@Green Bay 41, Denver 6
1997 (1/25)—Denver 31, Green Bay 24*
 1999 (10/17)—@Denver 31, Green Bay 10
 2003 (12/28)—@Green Bay 31, Denver 3
 2007 (10/29)—Green Bay 19, @Denver 13 (OT)
RS Pts.—

INDIANAPOLIS COLTS

Reg. Season: (11-6-0 / .647)
Home (6-2) / Away (5-4)
 Postseason: (0-2 / .000)
Home (0-0) / Away (0-2) / S.B. (0-0)

1974 (11/10)—@Denver 17, @Baltimore 6
 1977 (11/27)—@Denver 27, Baltimore 13
 1978 (10/22)—@Baltimore 7, Denver 6
 1981 (9/20)—@Denver 28, Baltimore 10
 1983 (9/11)—Denver 17, @Baltimore 10
 1983 (12/11)—@Denver 21, Baltimore 19
 1985 (10/13)—Denver 15, @Indianapolis 10
 1988 (10/31)—@Indianapolis 55, Denver 23
 1989 (10/15)—@Denver 14, Indianapolis 35
 1990 (10/21)—Denver 27, @Indianapolis 17
 1993 (10/3)—@Denver 35, Indianapolis 13
 2001 (1/6)—@Indianapolis 29, Denver 10
 2002 (11/24)—Indianapolis 23, @Denver 20 (OT)
 2003 (12/21)—Denver 31, @Indianapolis 17
2003 (1/4)—@Indianapolis 41, Denver 10*
 2004 (1/2)—@Denver 33, Indianapolis 14
2004 (1/9)—@Indianapolis 49, Denver 24*
 2006 (10/29)—Indianapolis 34, @Denver 31
 2007 (9/30)—@Indianapolis 38, Denver 20
RS Pts.—DEN 375, IND 318
PS Pts.—DEN 34, IND 90
***AFC Wild Card Playoff Game**
Franchise in Baltimore before 1984

JACKSONVILLE JAGUARS

Reg. Season: (3-4-0 / .429)
Home (2-2) / Away (1-2)
 Postseason: (1-1 / .500)
Home (1-1) / Away (0-0) / S.B. (0-0)

1995 (12/3)—@Denver 31, Jacksonville 23
1996 (11/4)—Jacksonville 30, @Denver 27*
1997 (12/27)—@Denver 42, Jacksonville 17**
 1998 (10/25)—@Denver 37, Jacksonville 24
 1999 (12/13)—@Jacksonville 27, Denver 24
 2004 (9/19)—@Jacksonville 7, Denver 6
 2005 (10/2)—Denver 20, @Jacksonville 7
 2007 (9/23)—Jacksonville 23, @Denver 14
 2008 (10/12)—Jacksonville 24, @Denver 17
RS Pts.—DEN 149, JAC 135
PS Pts.—DEN 69, JAC 47
***AFC Divisional Playoff Game**
****AFC Wild Card Playoff Game**

KANSAS CITY CHIEFS

Reg. Season: (44-53-0 / .454)
Home (31-18) / Away (13-35)
 Postseason: (1-0 / 1.000)
Home (0-0) / Away (1-0) / S.B. (0-0)

1960 (10/30)—Dallas 17, @Denver 14
 1960 (11/13)—@Dallas 34, Denver 7
 1961 (10/8)—Dallas 19, @Denver 12
 1961 (12/10)—@Dallas 49, Denver 21
 1962 (11/18)—Dallas 24, @Denver 3
 1962 (12/9)—@Dallas 17, Denver 10
 1963 (9/7)—Kansas City 59, @Denver 7
 1963 (12/8)—@Kansas City 52, Denver 21
 1964 (10/11)—@Denver 33, Kansas City 27
 1964 (11/1)—@Kansas City 49, Denver 39
 1965 (10/10)—Kansas City 31, @Denver 23
 1965 (12/19)—@Kansas City 45, Denver 35
 1966 (10/8)—@Kansas City 37, Denver 10
 1966 (10/23)—Kansas City 56, @Denver 10
 1967 (10/29)—@Kansas City 52, Denver 9
 1967 (12/17)—Kansas City 38, @Denver 24
 1968 (9/22)—@Kansas City 34, Denver 2
 1968 (12/14)—Kansas City 30, @Denver 7
 1969 (10/5)—Kansas City 26, @Denver 13
 1969 (11/27)—@Kansas City 31, Denver 17
 1970 (10/4)—@Denver 26, Kansas City 13
 1970 (12/6)—@Kansas City 16, Denver 0
 1971 (10/3)—Kansas City 16, @Denver 3
 1971 (11/21)—@Kansas City 28, Denver 10
 1972 (10/7)—Kansas City 45, @Denver 24
 1972 (12/3)—@Kansas City 24, Denver 21
 1973 (10/7)—@Kansas City 16, Denver 14
 1973 (11/25)—@Denver 14, Kansas City 10
 1974 (10/6)—Denver 17, @Kansas City 14
 1974 (11/18)—Kansas City 42, @Denver 34
 1975 (9/21)—@Denver 37, Kansas City 33
 1975 (10/26)—@Kansas City 26, Denver 13
 1976 (10/24)—Denver 35, @Kansas City 26
 1976 (12/5)—@Denver 17, Kansas City 16
 1977 (10/9)—@Denver 23, Kansas City 7
 1977 (11/20)—Denver 14, @Kansas City 7
 1978 (9/24)—Denver 23, @Kansas City 17 (OT)
 1978 (12/10)—@Denver 24, Kansas City 3

MINNESOTA VIKINGS

Reg. Season: (5-7-0 / .417)
Home (3-3) / Away (2-4)

1972 (10/15)—Minnesota 23, @Denver 20
 1978 (9/11)—@Minnesota 12, Denver 9 (OT)
 1981 (11/2)—@Denver 16, Kansas City 13
 1982 (12/19)—Kansas City 37, @Denver 16
 1983 (10/30)—@Denver 27, Kansas City 24
 1983 (12/18)—@Kansas City 48, Denver 17
 1984 (9/23)—@Denver 21, Kansas City 0
 1984 (12/2)—@Kansas City 16, Denver 13
 1985 (10/27)—Denver 30, @Kansas City 13
 1985 (12/14)—@Denver 14, Kansas City 13
 1986 (11/16)—@Denver 38, Kansas City 17
 1986 (12/27)—@Kansas City 37, Denver 10
 1987 (10/18)—Denver 26, @Kansas City 0
 1987 (12/19)—@Denver 20, Kansas City 17
 1988 (9/18)—@Kansas City 20, Denver 13
 1988 (11/6)—@Denver 17, Kansas City 11
 1989 (9/10)—@Denver 34, Kansas City 20
 1989 (11/12)—Denver 16, @Kansas City 13
 1990 (9/17)—@Denver 24, Kansas City 23
 1990 (12/9)—@Kansas City 31, Denver 20
 1991 (10/20)—@Denver 19, Kansas City 16
 1991 (11/17)—Denver 24, @Kansas City 20
 1992 (10/4)—@Denver 20, Kansas City 19
 1992 (12/27)—@Kansas City 42, Denver 20
 1993 (9/20)—@Kansas City 15, Denver 7
 1993 (12/12)—@Denver 27, Kansas City 21
 1994 (10/17)—Kansas City 31, @Denver 28
 1994 (12/4)—Denver 20, @Kansas City 17 (OT)

NEW ENGLAND PATRIOTS

Reg. Season: (24-16-1 / .600)
Home (15-9) / Away (9-8)
 Postseason: (2-0 / 1.000)
Home (2-0) / Away (0-0) / S.B. (0-0)

1960 (9/9)—Denver 13, @Boston 10
 1960 (10/23)—@Denver 31, Boston 24
 1961 (9/6)—@Boston 45, Denver 17
 1961 (9/24)—Boston 28, @Denver 24
 1962 (9/21)—@Boston 41, Denver 16
 1962 (11/11)—Boston 33, @Denver 29
 1963 (9/29)—@Denver 14, Boston 10
 1963 (10/18)—@Boston 40, Denver 21
 1964 (10/4)—Boston 39, @Denver 10
 1964 (11/20)—@Boston 12, Denver 7
 1965 (9/24)—Denver 27, @Boston 10
 1965 (12/12)—Boston 28, @Denver 20
 1966 (9/18)—Boston 24, @Denver 10
 1966 (11/6)—Denver 17, @Boston 10
 1967 (9/3)—@Denver 26, Boston 21
 1967 (9/24)—New York 38, @Denver 24
 1967 (12/3)—Denver 33, @New York 24
 1968 (10/13)—Denver 21, @New York 13
 1969 (9/21)—@Denver 21, New York 19
 1970 (12/27)—Denver 40, @New York 28
 1976 (9/19)—@Denver 46, New York 3
 1978 (11/5)—New York 31, @Denver 28
 1980 (11/16)—@Denver 31, New York 24
 1986 (10/20)—@New York 22, Denver 10
 1986 (9/28)—@Denver 27, New York 16
1986 (1/4)—@Denver 22, New England 17*
 1987 (12/6)—@Denver 31, New England 20
 1988 (12/17)—@Denver 21, New England 10
 1991 (10/27)—Denver 9, @New England 6
 1991 (12/1)—@Denver 20, New England 3
 1995 (10/8)—Denver 37, @New England 3
 1996 (11/17)—Denver 34, @New England 8
 1997 (10/6)—@Denver 34, New England 13
 1998 (9/7)—@Denver 27, New England 21
 1999 (10/24)—@New England 24, Denver 23
 2000 (10/1)—New England 28, @Denver 19
 2001 (10/28)—@Denver 31, New England 20
 2002 (10/27)—Denver 24, @New England 16
 2003 (11/3)—New England 30, @Denver 26
 2005 (10/16)—@Denver 28, New England 20
2005 (1/14)—@Denver 27, New England 13*
 2006 (9/24)—Denver 17, @New England 7
 2008 (10/20)—@New England 41, Denver 7
RS Pts.—DEN 928, NE 817
PS Pts.—DEN 49, NE 30
***AFC Divisional Playoff Game**
Franchise in Boston before 1971

***AFC Divisional Playoff Game**

Franchise in Dallas before 1963 and known as the Texans

MIAMI DOLPHINS

Reg. Season: (3-11-1 / .233)
Home (3-4-1) / Away (0-7)
 Postseason: (1-0 / 1.000)
Home (1-0) / Away (0-0) / S.B. (0-0)

1966 (10/16)—@Miami 24, Denver 7
 1966 (12/4)—@Denver 17, Miami 7
 1967 (9/17)—@Miami 35, Denver 21
 1968 (10/27)—@Denver 21, Miami 14
 1969 (12/7)—@Miami 27, Denver 24
 1971 (9/19)—@Denver 10, Miami 10 (T)
 1975 (12/20)—@Miami 14, Denver 13
 1985 (9/29)—Miami 30, @Denver 26
 1988 (12/21)—@Miami 31, Denver 21
1988 (1/9)—@Denver 38, Miami 3*
 1989 (9/13)—Miami 38, @Denver 21
 2001 (12/2)—@Miami 21, Denver 10
 2002 (10/13)—Miami 24, @Denver 22
 2004 (12/12)—@Denver 20, Miami 17
 2005 (9/11)—@Miami 34, Denver 10
 2008 (11/2)—Miami 26, @Denver 17
RS Pts.—DEN 260, MIA 352
PS Pts.—DEN 38, MIA 3
***AFC Divisional Playoff Game**

NEW YORK GIANTS

Reg. Season: (4-5-0 / .444)
Home (3-1) / Away (1-4)
 Postseason: (0-1 / .000)
Home (0-0) / Away (0-0) / S.B. (0-1)

1972 (11/5)—@New York 29, Denver 17
 1976 (11/21)—@Denver 14, New York 13
 1980 (10/26)—Denver 14, @New York 9
 1986 (11/23)—@New York 19, Denver 16
1986 (1/25)—New York 39, Denver 20*
 1989 (12/10)—New York 14, @Denver 7
 1992 (11/15)—@Denver 27, New York 13
 1998 (12/13)—@New York 27, Denver 16
 2001 (9/10)—@Denver 31, New York 20
 2005 (10/23)—@New York 24, Denver 23
RS Pts.—DEN 165, NYG 161
PS Pts.—DEN 20, NYG 39
***Super Bowl XXI in Pasadena, Calif.**

NEW YORK JETS

Reg. Season: (16-14-1 / .532)
Home (9-7) / Away (7-7-1)
 Postseason: (1-0 / 1.000)
Home (1-0) / Away (0-0) / S.B. (0-0)

1960 (9/23)—@New York 28, Denver 24
 1960 (12/4)—New York 30, @Denver 27
 1961 (9/24)—@New York 35, Denver 28
 1961 (10/22)—@Denver 27, New York 10
 1962 (9/30)—Denver 32, @New York 10
 1962 (11/22)—New York 46, @Denver 45
 1963 (10/26)—Denver 35, @New York 35 (T)
 1963 (11/17)—New York 14, @Denver 9
 1964 (9/12)—@New York 30, Denver 6
 1964 (11/15)—@Denver 20, New York 16
 1965 (10/3)—@Denver 16, New York 13
 1965 (10/31)—@New York 45, Denver 10
 1966 (9/25)—New York 16, @Denver 7
 1967 (9/24)—New York 38, @Denver 24
 1967 (12/3)—Denver 33, @New York 24
 1968 (10/13)—Denver 21, @New York 13
 1969 (9/21)—@Denver 21, New York 19
 1970 (12/27)—Denver 40, @New York 28
 1976 (9/19)—@Denver 46, New York 3
 1978 (11/5)—New York 31, @Denver 28
 1980 (11/16)—@Denver 31, New York 24
 1986 (10/20)—@New York 22, Denver 10
 1986 (9/28)—@Denver 27, New York 16
 1993 (9/5)—Denver 26, @New York 20
 1994 (9/11)—@New York 25, Denver 22 (OT)
 1996 (9/1)—@Denver 31, New York 6
1998 (1/17)—@Denver 23, New York 10*
 1999 (10/3)—New York 21, @Denver 13
 2000 (11/5)—Denver 30, @New York 23
 2002 (12/8)—@New York 19, Denver 13
 2005 (11/20)—@Denver 27, New York 0
 2008 (11/30)—Denver 34, @New York 17
RS Pts.—DEN 763, NYJ 677
PS Pts.—DEN 23, NYJ 10
***AFC Championship Game**
Franchise known as Titans before 1963

OAKLAND RAIDERS

Reg. Season: (40-55-2 / .423)
Home (21-25-2) / Away (19-30)
 Postseason: (1-1 / .500)
Home (1-0) / Away (0-1) / S.B. (0-0)

1960 (10/2)—@Denver 31, Oakland 14
 1960 (12/17)—@Oakland 48, Denver 10
 1961 (10/1)—@Oakland 33, Denver 19
 1961 (10/15)—@Denver 27, Oakland 24
 1962 (10/5)—@Denver 44, Oakland 7
 1962 (10/14)—Denver 23, @Oakland 6
 1963 (11/28)—Oakland 26, @Denver 10
 1963 (12/15)—@Oakland 35, Denver 31
 1964 (10/25)—@Oakland 40, Denver 7
 1964 (11/29)—@Denver 20, Oakland 20 (T)
 1965 (11/21)—Oakland 28, @Denver 20
 1965 (12/5)—@Oakland 24, Denver 13
 1966 (11/20)—Oakland 17, @Denver 3
 1966 (12/11)—@Oakland 28, Denver 10
 1967 (9/10)—@Oakland 51, Denver 0
 1967 (11/5)—Oakland 21, @Denver 17
 1968 (11/10)—Oakland 43, @Denver 7
 1968 (12/8)—@Oakland 33, Denver 27
 1969 (10/12)—Oakland 24, @Denver 14
 1969 (11/9)—@Oakland 41, Denver 10

PHILADELPHIA EAGLES

Reg. Season: (4-6-0 / .400)
Home (3-2) / Away (1-4)

1971 (10/31)—@Philadelphia 17, Denver 16
 1975 (12/14)—@Denver 25, Philadelphia 10
 1980 (9/7)—@Philadelphia 27, Denver 6
 1983 (9/18)—Philadelphia 13, @Denver 10
 1986 (9/21)—Denver 33, @Philadelphia 7
 1989 (10/29)—Philadelphia 28, @Denver 24
 1992 (9/20)—@Philadelphia 30, Denver 0
 1995 (11/12)—@Philadelphia 31, Denver 13
 1998 (10/4)—@Denver 41, Philadelphia 16
 2005 (10/30)—@Denver 49, Philadelphia 21
RS Pts.—DEN 217, PHI 200

PITTSBURGH STEELERS

Reg. Season: (13-6-1 / .675)
Home (7-2-1) / Away (6-4)
 Postseason: (3-3 / 5.000)
Home (2-2) / Away (1-1) / S.B. (0-0)

1970 (10/11)—@Oakland 35, Denver 23
 1970 (11/15)—Oakland 24, @Denver 19
 1971 (10/10)—Oakland 27, Denver 16
 1971 (12/19)—@Oakland 21, Denver 13
 1972 (10/22)—Denver 30, @Oakland 23
 1972 (11/19)—Oakland 37, @Oakland 20
 1973 (10/22)—@Denver 23, Oakland 23 (T)
 1973 (12/16)—@Oakland 21, Denver 17
 1974 (11/3)—Oakland 28, @Denver 17
 1974 (11/24)—Denver 20, @Oakland 17
 1975 (11/2)—Oakland 42, @Denver 17
 1975 (12/8)—@Oakland 17, Denver 10
 1976 (10/17)—Oakland 17, @Denver 10
 1976 (10/31)—@Oakland 19, Denver 6
 1977 (10/16)—Denver 30, @Oakland 7
 1977 (10/30)—Oakland 24, @Denver 14
1977 (1/1)—@Denver 20, Oakland 17*
 1978 (9/3)—@Denver 14, Oakland 6
 1978 (12/3)—Denver 21, @Oakland 6
 1979 (9/30)—Oakland 27, Denver 3
 1979 (11/25)—Oakland 14, @Denver 10
 1980 (12/1)—Oakland 9, Denver 3
 1980 (12/14)—Oakland 24, @Denver 21
 1981 (9/6)—@Denver 9, Oakland 7
 1981 (10/4)—Denver 17, @Oakland 0
 1982 (12/6)—@Los Angeles 27, Denver 10
 1983 (9/25)—Los Angeles 22, @Denver 7
 1983 (11/13)—@Los Angeles 22, Denver 20
 1984 (9/30)—@Denver 32, Los Angeles 13
 1984 (10/28)—Denver 22, @Los Angeles 19 (OT)
 1985 (11/24)—@Los Angeles 31, Denver 28 (OT)
 1985 (12/8)—Los Angeles 17, @Denver 14 (OT)
 1986 (9/7)—@Denver 38, Los Angeles 36
 1986 (11/2)—Denver 21, @Los Angeles 10
 1987 (10/12)—@Denver 30, Los Angeles 14
 1987 (11/22)—Denver 23, @Los Angeles 17
 1988 (9/26)—Los Angeles 30, @Denver 27
 1988 (12/4)—@Los Angeles 21, Denver 20
 1989 (9/24)—@Denver 31, Los Angeles 21
 1989 (12/3)—@Los Angeles 16, Denver 13 (OT)
 1990 (9/9)—@Los Angeles 14, Denver 9
 1990 (12/2)—Los Angeles 23, @Denver 20
 1991 (9/8)—@Los Angeles 16, Denver 13
 1991 (11/10)—Los Angeles 17, @Denver 16
 1992 (9/6)—@Denver 17, Los Angeles 13
 1992 (11/22)—@Los Angeles 24, Denver 0
 1993 (10/18)—Los Angeles 23, @Denver 20
 1993 (11/2)—@Los Angeles 33, Denver 30 (OT)
 1994 (9/19)—@Los Angeles 42, Denver 24**
 1994 (9/18)—Los Angeles 48, @Denver 16
 1994 (12/11)—@Los Angeles 23, Denver 13
 1995 (10/16)—@Denver 27, Oakland 0
 1995 (11/24)—Denver 31, @Oakland 28
 1996 (11/4)—Denver 22, @Oakland 21
 1996 (12/15)—@Denver 24, Oakland 19
 1997 (10/19)—@Oakland 28, Denver 25
 1997 (11/24)—@Denver 31, Oakland 3
 1998 (9/20)—Denver 34, @Oakland 17
 1998 (11/22)—@Denver 40, Oakland 14
 1999 (10/10)—Denver 16, @Oakland 13
 1999 (11/22)—@Denver 27, Oakland 21 (OT)
 2000 (9/17)—Denver 33, @Oakland 24
 2000 (11/13)—@Denver 27, Oakland 24
 2001 (11/5)—Oakland 38, Denver 28
 2001 (12/30)—@Denver 23, Oakland 17
 2002 (11/11)—Oakland 34, @Denver 10
 2002 (12/22)—@Oakland 28, Denver 16
 2003 (9/22)—@Denver 31, Oakland 10
 2003 (11/30)—Denver 22, @Oakland 8
 2004 (10/17)—Denver 31, @Oakland 3
 2004 (11/28)—Oakland 25, @Denver 24
 2005 (11/13)—Denver 31, @Oakland 17
 2005 (12/24)—@Denver 22, Oakland 3
 2006 (10/15)—@Denver 13, Oakland 3
 2006 (11/12)—Denver 17, @Oakland 13
 2007 (9/16)—@Denver 23, Oakland 20 (OT)
 2007 (12/2)—@Oakland 34, Denver 20
 2008 (9/8)—Denver 41, @Oakland 14
 2008 (11/23)—Oakland 31, @Denver 10
RS Pts.—DEN 1,899, OAK 2,098
PS Pts.—DEN 44, OAK 59
***AFC Championship Game**
****AFC Wild Card Playoff Game**
Franchise in Los Angeles from 1982-94

RAMS

Reg. Season: (5-6-0 / .455)
Home (3-2) / Away (2-4)

1972 (11/12)—Denver 16, @Los Angeles 10
 1974 (9/15)—Los Angeles 17, @Denver 10
 1979 (12/6)—Los Angeles 13, @Denver 9
 1982 (9/12)—@Denver 27, @Los Angeles 24
 1985 (9/8)—@Los Angeles 20, Denver 16
 1988 (11/27)—@Denver 35, Los Angeles 24
 1994 (11/6)—@Los Angeles 27, Denver 21
 1997 (9/14)—@Denver 35, St. Louis 14
 2000 (9/4)—St. Louis 41, Denver 36
 2002 (9/8)—@Denver 23, St. Louis 16
 2006 (9/10)—@St. Louis 18, Denver 10
RS Pts.—DEN 238, STL 224
Franchise in Los Angeles before 1995

SAN DIEGO CHARGERS

Reg. Season: (53-44-1 / .546)
Home (35-13-1) / Away (19-31)

1960 (10/16)—Los Angeles 23, @Denver 19
 1960 (12/10)—@Los Angeles 41, Denver 33
 1961 (10/29)—@San Diego 37, Denver 0
 1961 (11/12)—San Diego 19, @Denver 16
 1962 (9/7)—@Denver 30, San Diego 21
 1962 (11/4)—Denver 23, @San Diego 20
 2007 (12/2)—@Oakland 34, Denver 20
 2008 (9/8)—Denver 41, @Oakland 14
 2008 (11/23)—Oakland 31, @Denver 10
RS Pts.—DEN 44, OAK 59
***AFC Championship Game**
****AFC Wild Card Playoff Game**
Franchise in Los Angeles from 1982-94

1967 (11/23)—@San Diego 24, Denver 20
 1968 (10/20)—@San Diego 55, Denver 24
 1968 (12/1)—San Diego 47, @Denver 23
 1969 (11/2)—@Denver 13, San Diego 0
 1969 (11/23)—@San Diego 45, Denver 24
 1970 (11/8)—@San Diego 34, Denver 14
 1970 (12/13)—@Denver 17, San Diego 17 (T)
 1971 (10/17)—@Denver 20, San Diego 16
 1971 (12/12)—@San Diego 45, Denver 17
 1972 (9/24)—@San Diego 37, Denver 14
 1972 (12/10)—@Denver 38, San Diego 13
 1973 (11/11)—@Denver 30, San Diego 19
 1973 (12/9)—Denver 42, @San Diego 28
 1974 (10/20)—@Denver 27, San Diego 7
 1974 (12/15)—@San Diego 17, Denver 0
 1975 (11/16)—Denver 27, @San Diego 17
 1975 (11/30)—@Denver 13, San Diego 10 (OT)
 1976 (10/3)—@Denver 26, San Diego 0
 1976 (11/4)—Denver 17, @San Diego 0
 1977 (11/13)—Denver 17, @San Diego 14
 1977 (12/11)—@Denver 17, San Diego 9
 1978 (9/17)—@Denver 27, San Diego 14
 1978 (10/8)—@San Diego 23, Denver 0
 1979 (10/7)—@Denver 7, San Diego 0
 1979 (12/17)—@San Diego 17, Denver 7
 1980 (9/21)—San Diego 30, @Denver 13
 1980 (11/9)—Denver 20, @San Diego 13
 1981 (9/27)—@Denver 42, San Diego 24
 1981 (11/29)—@San Diego 34, Denver 17
 1982 (9/12)—San Diego 23, @Denver 3
 1982 (11/28)—@San Diego 30, Denver 20
 1983 (10/23)—@Denver 14, San Diego 6
 1983 (11/27)—@San Diego 31, Denver 7
 1984 (11/11)—@Denver 16, San Diego 13
 1984 (12/9)—Denver 16, @San Diego 13
 1985 (11/3)—@San Diego 30, Denver 10
 1985 (11/17)—@Denver 30, San Diego 24 (OT)
 1986 (10/12)—Denver 31, @San Diego 14
 1986 (11/9)—San Diego 9, @Denver 3
 1987 (11/29)—Denver 31, @San Diego 17
 1987 (12/27)—@Denver 24, San Diego 0
 1988 (9/11)—@Denver 34, San Diego 3
 1988 (10/2)—Denver 12, @San Diego 0
 1989 (10/8)—@Denver 16, San Diego 10
 1989 (12/24)—@San Diego 19, Denver 16
 1990 (11/11)—@San Diego 19, Denver 7
 1990 (12/16)—@Denver 20, San Diego 10
 1991 (9/22)—@Denver 27, San Diego 19
 1991 (12/22)—Denver 17, @San Diego 14
 1992 (9/13)—@Denver 21, San Diego 13
 1992 (10/25)—@San Diego 24, Denver 21
 1993 (9/12)—@Denver 34, San Diego 17
 1993 (12/5)—@San Diego 13, Denver 10
 1994 (9/4)—San Diego 37, @Denver 34
 1994 (10/23)—Denver 20, @San Diego 15
 1995 (9/24)—@San Diego 17, Denver 6
 1995 (11/19)—@Denver 30, San Diego 27
 1996 (10/6)—@Denver 28, San Diego 17
 1996 (12/22)—@San Diego 16, Denver 10
 1997 (11/30)—Denver 38, @San Diego 28
 1997 (12/21)—@Denver 38, San Diego 3
 1998 (11/8)—@Denver 27, San Diego 10
 1998 (11/29)—Denver 31, @San Diego 16
 1999 (11/7)—Denver 33, @San Diego 17
 1999 (1/2)—San Diego 12, @Denver 6
 2000 (10/8)—Denver 21, @San Diego 7
 2000 (11/19)—@Denver 38, San Diego 37
 2001 (10/21)—@San Diego 27, Denver 10
 2001 (11/11)—@Denver 26, San Diego 16
 2002 (10/6)—@Denver 26, San Diego 9
 2002 (12/1)—@San Diego 30, Denver 27 (OT)
 2003 (9/14)—Denver 37, @San Diego 13
 2003 (11/16)—@Denver 37, San Diego 8
 2004 (9/26)—@Denver 23, San Diego 13
 2004 (12/5)—@San Diego 20, Denver 17
 2005 (9/18)—@Denver 20, San Diego 17
 2005 (12/31)—Denver 23, @San Diego 7
 2006 (11/19)—San Diego 35, @Denver 27
 2006 (12/10)—@San Diego 48, Denver 20
 2007 (10/7)—San Diego 41, @Denver 3
 2007 (12/24)—@San Diego 23, Denver 3
 2008 (9/14)—@Denver 39, San Diego 38
 2008 (12/28)—@San Diego 52, Denver 21

RS Pts.—DEN 2,074, SD 2,100
Franchise in Los Angeles before 1961

SAN FRANCISCO 49ERS

Reg. Season: (6-5-0 / .545)
 Home (3-2) / Away (3-3)
 Postseason: (0-1 / .000)
 Home (0-0) / Away (0-0) / S.B. (0-1)

1970 (10/25)—@San Francisco 19, Denver 14
 1973 (9/23)—San Francisco 36, @Denver 34
 1979 (11/18)—Denver 38, @San Francisco 28
 1982 (9/19)—@Denver 24, San Francisco 21
 1985 (11/11)—@Denver 17, San Francisco 16
 1988 (10/9)—Denver 16, @San Fran. 13 (OT)
1989 (1/28)—San Francisco 55, Denver 10*
 1994 (12/17)—@San Francisco 42, Denver 19
 1997 (12/15)—@San Francisco 34, Denver 17
 2000 (12/23)—@Denver 38, San Francisco 9
 2002 (9/15)—Denver 24, @San Francisco 14
 2006 (12/31)—San Fran. 26, @Denver 23 (OT)
RS Pts.—DEN 264, SF 258
PS Pts.—DEN 10, SF 55
**Super Bowl XXIV in New Orleans*

SEATTLE SEAHAWKS

Reg. Season: (33-18-0 / .647)
 Home (20-5) / Away (13-13)
 Postseason: (0-1 / .000)
 Home (0-0) / Away (0-1) / S.B. (0-0)

1977 (10/2)—Denver 24, @Seattle 13
 1978 (10/1)—@Denver 28, Seattle 7
 1978 (10/29)—Denver 20, @Seattle 17 (OT)
 1979 (9/23)—@Denver 37, Seattle 34
 1979 (12/8)—@Seattle 28, Denver 23
 1980 (11/23)—@Denver 36, Seattle 20
 1980 (12/21)—Denver 25, @Seattle 17
 1981 (9/13)—@Seattle 13, Denver 10
 1981 (12/13)—@Denver 23, Seattle 13
 1982 (11/21)—Seattle 17, @Denver 10
 1982 (11/2)—@Seattle 13, Denver 11
 1983 (11/6)—@Seattle 27, Denver 19
 1983 (11/20)—@Denver 38, Seattle 27
1983 (12/24)—@Seattle 31, Denver 7*
 1984 (11/25)—Seattle 27, @Denver 24
 1984 (12/15)—Denver 31, @Seattle 14
 1985 (10/20)—@Denver 13, Seattle 10 (OT)
 1985 (12/20)—Denver 27, @Seattle 24
 1986 (10/26)—@Denver 20, Seattle 13
 1986 (12/20)—@Seattle 41, Denver 16
 1987 (9/13)—@Denver 40, Seattle 17
 1987 (12/13)—@Seattle 28, Denver 21
 1988 (9/4)—Seattle 21, @Denver 14
 1988 (12/11)—@Seattle 42, Denver 14
 1989 (10/22)—Denver 24, @Seattle 21 (OT)
 1989 (11/26)—@Denver 41, Seattle 14
 1990 (9/23)—@Denver 34, Seattle 31 (OT)
 1990 (12/23)—@Seattle 17, Denver 12
 1991 (9/15)—@Denver 16, Seattle 10
 1991 (11/24)—@Seattle 13, Denver 10
 1992 (11/30)—@Seattle 16, Denver 13 (OT)
 1992 (12/20)—@Denver 10, Seattle 6
 1993 (10/31)—@Denver 28, Seattle 17
 1993 (11/28)—Denver 17, @Seattle 9
 1994 (10/9)—Denver 16, @Seattle 9
 1994 (11/13)—@Denver 17, Seattle 10
 1995 (10/1)—@Seattle 27, Denver 10
 1995 (12/3)—@Seattle 17, Denver 10
 1996 (9/8)—Denver 30, @Seattle 20
 1996 (12/1)—@Denver 34, Seattle 7
 1997 (9/7)—Denver 35, @Seattle 14
 1997 (11/2)—@Denver 30, Seattle 27
 1998 (10/11)—Denver 21, @Seattle 16
 1998 (12/27)—@Denver 28, Seattle 21
 1999 (11/14)—@Seattle 20, Denver 17
 1999 (12/16)—@Denver 36, Seattle 30 (OT)
 2000 (11/26)—Denver 38, @Seattle 31
 2000 (12/10)—@Denver 31, Seattle 24
 2001 (10/14)—@Seattle 34, Denver 21
 2001 (12/9)—@Denver 20, Seattle 9
 2002 (11/17)—Denver 31, @Seattle 9
 2006 (12/3)—Seattle 23, @Denver 20

RS Pts.—DEN 1,191, SEA 997
PS Pts.—DEN 7, SEA 31
**AFC Wild Card Playoff Game*

TAMPA BAY BUCCANEERS

Reg. Season: (5-2-0 / .714)
 Home (3-1) / Away (2-1)

1976 (11/7)—@Denver 48, Tampa Bay 13
 1981 (11/15)—Denver 24, @Tampa Bay 7
 1993 (12/26)—Tampa Bay 17, @Denver 10
 1996 (9/15)—@Denver 27, Tampa Bay 23
 1999 (9/26)—@Tampa Bay 13, Denver 10
 2004 (10/3)—Denver 16, @Tampa Bay 13
 2008 (10/5)—@Denver 16, Tampa Bay 13
RS Pts.—DEN 151, TB 99

TENNESSEE TITANS

Reg. Season: (13-20-1 / .397)
 Home (8-7-1) / Away (5-13)
 Postseason: (2-1 / .567)
 Home (2-0) / Away (0-1) / S.B. (0-0)

1960 (11/6)—Houston 45, @Denver 25
 1960 (11/20)—@Houston 20, Denver 10
 1961 (11/5)—Houston 55, @Denver 14
 1961 (11/26)—@Houston 45, Denver 14
 1962 (10/21)—@Denver 20, Houston 10
 1962 (12/2)—@Houston 34, Denver 17
 1963 (9/14)—@Houston 20, Denver 14
 1963 (10/13)—Houston 33, @Denver 24
 1964 (9/27)—Houston 38, @Denver 17
 1964 (12/20)—@Houston 34, Denver 15
 1965 (10/17)—@Denver 28, Houston 17
 1965 (11/14)—Denver 31, @Houston 21
 1966 (9/3)—@Houston 45, Denver 7
 1966 (10/2)—@Denver 40, Houston 38
 1967 (10/1)—@Houston 10, Denver 6
 1967 (11/12)—Houston 20, @Denver 18
 1968 (11/17)—@Houston 38, Denver 17
 1969 (10/26)—@Houston 24, Denver 21
 1969 (12/11)—@Denver 20, Houston 20 (T)
 1970 (11/29)—@Houston 31, Denver 21
 1972 (9/17)—@Denver 30, Houston 17
 1973 (10/14)—Denver 48, @Houston 20
 1974 (12/8)—@Denver 37, Houston 14
 1976 (10/10)—@Houston 17, Denver 3
 1977 (12/4)—Denver 24, @Houston 14

1979 (12/23)—@Houston 13, Denver 7*

1980 (11/2)—Houston 20, @Denver 16
 1983 (10/9)—Denver 26, @Houston 14
 1985 (10/6)—@Denver 31, Houston 20
 1987 (10/4)—Houston 40, @Denver 10
1987 (1/10)—@Denver 34, Houston 10**
 1991 (10/6)—@Houston 42, Denver 14
1991 (1/4)—@Denver 26, Houston 24**
 1992 (10/18)—@Denver 27, Houston 21
 1995 (11/26)—@Houston 42, Denver 33
 2004 (12/25)—Denver 37, @Tennessee 16
 2007 (11/19)—@Denver 34, Tennessee 20

RS Pts.—DEN 749, TEN 915
PS Pts.—DEN 67, TEN 47
**AFC Wild Card Playoff Game*
***AFC Divisional Playoff Game*

Franchise in Houston before 1997 and known as the Oilers before 1999

WASHINGTON REDSKINS

Reg. Season: (6-4-0 / .600)
 Home (4-2) / Away (2-2)
 Postseason: (0-1 / .000)
 Home (0-0) / Away (0-0) / S.B. (0-1)

1970 (11/1)—Washington 19, @Denver 3
 1974 (9/30)—@Washington 30, Denver 3
 1980 (10/13)—@Denver 20, Washington 17
 1986 (12/13)—@Denver 31, Washington 30
1987 (1/31)—Washington 42, Denver 10*
 1989 (11/20)—Denver 14, @Washington 10
 1992 (10/12)—@Washington 34, Denver 3
 1995 (9/17)—@Denver 38, Washington 31
 1998 (9/27)—Denver 38, @Washington 16
 2001 (11/18)—Washington 17, @Denver 19
 2005 (10/9)—@Denver 21, Washington 10
RS Pts.—DEN 181, WAS 223
PS Pts.—DEN 10, WAS 42
**Super Bowl XXII in San Diego*

BRONCOS VS. THE NFL (REGULAR SEASON / POSTSEASON / PRESEASON)

Franchise	REGULAR SEASON						POSTSEASON			PRESEASON			
	W	L	T	Pct.	PF	PA	W	L	Pct.	W	L	T	Pct.
Arizona Cardinals	7	0	1	.938	235	86	0	0	.000	14	5	0	.737
Atlanta Falcons	8	4	0	.667	341	285	1	0	1.000	4	2	0	.667
Baltimore Ravens	3	3	0	.500	112	127	0	0	0.000	0	0	0	.000
Buffalo Bills	15	18	1	.456	757	798	0	1	.000	3	4	0	.429
Carolina Panthers	2	1	0	.667	64	47	0	0	.000	2	1	0	.667
Chicago Bears	6	7	0	.462	220	266	0	0	.000	4	2	0	.667
Cincinnati Bengals	16	8	0	.667	511	442	0	0	.000	3	1	0	.750
Cleveland Browns	17	5	0	.773	527	323	3	0	1.000	1	1	0	.500
Dallas Cowboys	5	4	0	.556	226	200	0	1	.000	7	6	0	.538
Detroit Lions	6	4	0	.600	225	203	0	0	.000	2	2	0	.500
Green Bay Packers	5	5	1	.500	188	225	1	0	1.000	6	3	0	.667
Houston Texans	1	1	0	.500	44	44	0	0	.000	4	1	0	.800
Indianapolis Colts	11	6	0	.647	375	318	0	2	.000	7	6	0	.538
Jacksonville Jaguars	3	4	0	.429	149	135	1	1	.500	0	2	0	.000
Kansas City Chiefs	44	53	0	.454	1,936	2,288	1	0	1.000	1	7	0	.125
Miami Dolphins	3	11	1	.233	260	352	1	0	1.000	5	6	0	.455
Minnesota Vikings	5	7	0	.417	258	253	0	0	.000	5	6	0	.455
New England Patriots	24	16	0	.600	928	817	2	0	1.000	5	3	0	.625
New Orleans Saints	7	2	0	.778	242	189	0	0	.000	2	3	0	.400
New York Giants	4	5	0	.444	165	161	0	1	.000	0	2	0	.000
New York Jets	16	14	1	.532	763	677	1	0	1.000	1	2	0	.333
Oakland Raiders	40	55	2	.423	1,899	2,098	1	1	.500	4	7	0	.364
Philadelphia Eagles	4	6	0	.400	217	200	0	0	.000	0	1	0	.000
Pittsburgh Steelers	13	6	1	.675	448	407	3	3	.500	0	0	0	.000
St. Louis Rams	5	6	0	.455	238	224	0	0	.000	6	2	0	.750
San Diego Chargers	53	44	1	.546	2,074	2,100	0	0	.000	2	5	0	.286
San Francisco 49ers	6	5	0	.545	264	258	0	1	.000	18	14	0	.563
Seattle Seahawks	33	18	0	.647	1,191	997	0	1	.000	7	0	0	1.000
Tampa Bay Buccaneers	5	2	0	.714	151	99	0	0	.000	2	0	0	1.000
Tennessee Titans	13	20	1	.397	749	915	2	1	.667	5	5	0	.500
Washington Redskins	6	4	0	.600	181	223	0	1	.000	1	5	0	.167
TOTALS	386	344	10	.528	15,938	15,757	17	15	.531	121	104	0	.538

BRONCOS VS. AFC WEST (REGULAR SEASON / SINCE AFL-NFL MERGER)

Year	KC	OAK	SD	SEA	TB*	Home	Away	Overall
1970	1-1	0-2	0-1-1	—	—	1-1-1	0-3	1-4-1
1971	0-2	0-2	1-1	—	—	1-2	0-3	1-5
1972	0-2	1-1	1-1	—	—	1-2	1-2	2-4
1973	1-1	0-1-1	2-0	—	—	2-0-1	1-2	3-2-1
1974	1-1	1-1	1-1	—	—	1-2	2-1	3-3
1975	1-1	0-2	2-0	—	—	2-1	1-2	3-3
1976	2-0	0-2	2-0	—	1-0	3-1	2-1	5-2
1977	2-0	1-1	2-0	1-0	—	2-1	4-0	6-1
1978	2-0	2-0	1-1	2-0	—	4-0	3-1	7-1
1979	2-0	0-2	1-1	1-1	—	3-1	1-3	4-4
1980	0-2	0-2	1-1	2-0	—	1-3	2-2	3-5
1981	1-1	2-0	1-1	1-1	—	4-0	1-3	5-3
1982	0-1	0-1	0-2	0-2	—	0-3	0-3	0-6
1983	1-1	0-2	1-1	1-1	—	3-1	0-4	3-5
1984	1-1	2-0	2-0	1-1	—	3-1	3-1	6-2
1985	2-0	0-2	1-1	2-0	—	3-1	2-2	5-3
1986	1-1	2-0	1-1	1-1	—	3-1	2-2	5-3
1987	2-0	2-0	2-0	1-1	—	4-0	3-1	7-1
1988	1-1	0-2	2-0	0-2	—	2-2	1-3	3-5
1989	2-0	1-1	1-1	2-0	—	4-0	2-2	6-2
1990	1-1	0-2	1-1	1-1	—	3-1	0-4	3-5
1991	2-0	0-2	2-0	1-1	—	3-1	2-2	5-3
1992	1-1	1-1</						


BRONCOS RECORD IN PRIMETIME / OVERTIME GAMES

MONDAY NIGHT FOOTBALL

Overall record: 26-32-1 / Home: 20-9-1 / Road: 6-23
(Home team in caps)

NEW ENGLAND 41, Denver 7, Oct. 20, 2008
 Denver 41, OAKLAND 14, Sept. 8, 2008
 SAN DIEGO 23, Denver 3, Dec. 24, 2007
 DENVER 34, Tennessee 20, Nov. 19, 2007
 Green Bay 19, DENVER 13, Oct. 29, 2007 (OT)
 DENVER 13, Baltimore 3, Oct. 9, 2006
 DENVER 30, Kansas City 10, Sept. 26, 2005
 CINCINNATI 23, Denver 10, Oct. 25, 2004
 New England 30, DENVER 16, Nov. 3, 2003
 DENVER 31, Oakland 10, Sept. 22, 2003
 Oakland 34, DENVER 10, Nov. 11, 2002
 BALTIMORE 34, Denver 23, Sept. 30, 2002
 OAKLAND 38, Denver 28, Nov. 5, 2001
 DENVER 31, New York Giants 20, Sept. 10, 2001
 DENVER 27, Oakland 24, Nov. 13, 2000
 ST. LOUIS 41, Denver 36, Sept. 4, 2000
 JACKSONVILLE 27, Denver 24, Dec. 13, 1999
 DENVER 27, Oakland 21, Nov. 22, 1999
 Miami 38, DENVER 21, Sept. 13, 1999
 MIAMI 31, Denver 21, Dec. 21, 1998
 Denver 30, KANSAS CITY 7, Nov. 16, 1998
 DENVER 27, New England 21, Sept. 7, 1998
 SAN FRANCISCO 34, Denver 17, Dec. 15, 1997
 DENVER 31, Oakland 3, Nov. 24, 1997
 DENVER 34, New England 13, Oct. 6, 1997
 Denver 22, OAKLAND 21, Nov. 4, 1996
 DENVER 27, Oakland 0, Oct. 16, 1995
 Kansas City 31, DENVER 28, Oct. 17, 1994
 BUFFALO 27, Denver 20, Sept. 26, 1994
 L.A. Raiders 23, DENVER 20, Oct. 18, 1993
 KANSAS CITY 15, Denver 7, Sept. 20, 1993
 SEATTLE 16, Denver 13 (OT), Nov. 30, 1992
 WASHINGTON 34, Denver 3, Oct. 12, 1992
 Cleveland 30, DENVER 29, Oct. 8, 1990
 DENVER 24, Kansas City 23, Sept. 17, 1990
 Denver 14, WASHINGTON 10, Nov. 20, 1989
 Denver 28, BUFFALO 14, Sept. 18, 1989
 INDIANAPOLIS 55, Denver 23, Oct. 31, 1988
 L.A. Raiders 30, DENVER 27, Sept. 26, 1988 (OT)
 DENVER 31, Chicago 29, Nov. 16, 1987
 MINNESOTA 34, Denver 27, Oct. 27, 1987
 DENVER 30, L.A. Raiders 14, Oct. 12, 1987
 NEW YORK JETS 22, Denver 10, Oct. 20, 1986
 Denver 21, PITTSBURGH 10, Sept. 15, 1986
 DENVER 17, San Francisco 16, Nov. 11, 1985
 DENVER 17, Green Bay 14, Oct. 15, 1984
 DENVER 19, Minnesota 17, Nov. 2, 1981
 OAKLAND 9, Denver 3, Dec. 1, 1980
 DENVER 20, Washington 17, Oct. 13, 1980
 NEW ENGLAND 23, Denver 14, Sept. 29, 1980
 SAN DIEGO 17, Denver 7, Dec. 17, 1979
 PITTSBURGH 42, Denver 7, Oct. 22, 1979
 DENVER 16, Chicago 7, Oct. 16, 1978
 MINNESOTA 12, Denver 9 OT, Sept. 11, 1978
 OAKLAND 17, Denver 10, Dec. 8, 1975
 DENVER 23, Green Bay 13, Sept. 29, 1975
 Kansas City 42, DENVER 34, Nov. 18, 1974
 WASHINGTON 30, Denver 3, Sept. 30, 1974
 DENVER 23, Oakland 23, Oct. 22, 1973 (T)

MONDAY NIGHT REGULARS

 The Broncos have appeared on *Monday Night Football* at least once in each of the last 17 seasons and are set to play two Monday night games in 2009. Including 2009 scheduled appearances, Denver's 18-year streak of making at least one appearance on *Monday Night Football* is the longest active streak in the NFL and is the fourth longest of its kind all-time since the first *Monday Night Football* game was played in 1970.

SUNDAY NIGHT GAMES

Overall record: 18-15-0 / Home: 10-6 / Road 8-9
(Home team in caps)

SAN DIEGO 52, Denver 21, Dec. 28, 2008
 DENVER 31, Pittsburgh 28, Oct. 21, 2007
 Seattle 23, DENVER 20, Dec. 3, 2006
 San Diego 35, DENVER 27, Nov. 19, 2006
 DENVER 13, Oakland 3, Oct. 15, 2006
 Denver 17, NEW ENGLAND 7, Sept. 24, 2006
 Oakland 25, DENVER 24, Nov. 28, 2004
 DENVER 34, Kansas City 24, Sept. 12, 2004
 Denver 31, INDIANAPOLIS 17, Dec. 21, 2003
 Indianapolis 23, DENVER 20 (OT), Nov. 24, 2002
 Miami 24, DENVER 22, Oct. 13, 2002
 DENVER 20, Seattle 7, Dec. 9, 2001
 Denver 38, ARIZONA 17, Sept. 23, 2001
 SEATTLE 20, Denver 17, Nov. 14, 1999
 Denver 31, SAN DIEGO 16, Nov. 29, 1998
 Denver 38, SAN DIEGO 28, Nov. 30, 1997
 SAN DIEGO 16, Denver 10, Dec. 22, 1996
 DENVER 27, Tampa Bay 23, Sept. 15, 1996
 PHILADELPHIA 31, Denver 13, Nov. 12, 1995
 Denver 37, NEW ENGLAND 3, Oct. 8, 1995
 DENVER 22, Buffalo 7, Sept. 3, 1995
 San Diego 37, DENVER 34, Sept. 4, 1994
 GREEN BAY 30, Denver 27, Oct. 10, 1993
 DENVER 27, N.Y. Giants 13, Nov. 15, 1992
 DENVER 17, L.A. Raiders 13, Sept. 6, 1992
 DENVER 20, Pittsburgh 13, Nov. 3, 1991
 Denver 13, MINNESOTA 6, Sept. 29, 1991
 SEATTLE 17, Denver 12, Dec. 23, 1990
 MINNESOTA 27, Denver 22, Nov. 4, 1990
 SEATTLE 42, Denver 14, Dec. 11, 1988
 SEATTLE 28, Denver 21, Dec. 13, 1987
 Denver 24, CLEVELAND 14, Sept. 16, 1984
 DENVER 21, Oakland 6, Dec. 3, 1978



OVERTIME GAMES

Overall record: 22-15-2 / Home: 11-6-1 / Road: 11-9-1
(Home team in caps)

DENVER 22, Minnesota 19, Dec. 30, 2007
 CHICAGO 37, Denver 34, Nov. 25, 2007
 Green Bay 19, DENVER 13, Oct. 29, 2007
 DENVER 23, Oakland 20, Sept. 16, 2007
 San Francisco 26, DENVER 23, Dec. 31, 2006
 DENVER 9, Kansas City 6, Sept. 17, 2006
 Denver 24, DALLAS 21, Nov. 24, 2005
 DENVER 23, Cleveland 20, Dec. 14, 2003
 SAN DIEGO 30, Denver 27, Dec. 1, 2002
 Indianapolis 23, DENVER 20, Nov. 24, 2002
 Denver 37, KANSAS CITY 34, Oct. 20, 2002
 KANSAS CITY 26, Denver 23, Dec. 16, 2001
 DENVER 36, Seattle 30, Dec. 19, 1999
 DENVER 27, Oakland 21, Nov. 22, 1999
 Denver 23, BUFFALO 20, Oct. 26, 1997
 Denver 20, KANSAS CITY 17, Dec. 4, 1994
 N.Y. JETS 25, Denver 22, Sept. 11, 1994
 LOS ANGELES RAIDERS 33, Denver 30, Jan. 2, 1994
 SEATTLE 16, Denver 13, Nov. 30, 1992
 Chicago 16, DENVER 13, Nov. 18, 1990
 DENVER 34, Seattle 31, Sept. 23, 1990
 LOS ANGELES RAIDERS 16, Denver 13, Dec. 3, 1989
 Denver 24, SEATTLE 21, Oct. 22, 1989
 Denver 16, SAN FRANCISCO 13, Oct. 9, 1988
 L.A. Raiders 30, DENVER 27, Sept. 26, 1988
 Denver 17, GREEN BAY (Milw.) 17, Sept. 20, 1987 (T)
 Denver 23, CLEVELAND 20, Jan. 11, 1987*
 Los Angeles Raiders 17, DENVER 14, Dec. 8, 1985
 LOS ANGELES RAIDERS 31, Denver 28, Nov. 24, 1985
 DENVER 30, San Diego 24, Nov. 17, 1985
 DENVER 13, Seattle 10, Oct. 20, 1985
 Denver 22, LOS ANGELES RAIDERS 19, Oct. 28, 1984
 DENVER 23, Cleveland 20, Nov. 8, 1981
 Denver 20, ATLANTA 17, Sept. 16, 1979
 Denver 20, SEATTLE 17, Oct. 29, 1978
 Denver 23, KANSAS CITY 17, Sept. 24, 1978
 MINNESOTA 12, Denver 9, Sept. 11, 1978
 DENVER 13, San Diego 10, Nov. 30, 1975
 DENVER 35, Pittsburgh 35, Sept. 22, 1974 (T)

*1986 AFC Championship Game

BRONCOS RECORD ON HOLIDAYS / AFTER BYE WEEKS

THANKSGIVING GAMES

Overall record: 3-7-0 / Home: 0-2 / Road: 3-5
(Home team in caps)

KANSAS CITY 19, Denver 10, Nov. 23, 2006
 Denver 24, DALLAS 21, Nov. 24, 2005 (OT)
 Denver 26, DALLAS 24, Nov. 22, 2001
 DETROIT 40, Denver 27, Nov. 22, 1990
 DENVER 17, Denver 14, Nov. 23, 1978
 Denver 31, DETROIT 27, Nov. 28, 1974
 KANSAS CITY 31, Denver 17, Nov. 27, 1969
 SAN DIEGO 24, Denver 20, Nov. 23, 1967
 Oakland 26, DENVER 10, Nov. 28, 1963
 New York Titans 46, DENVER 45, Nov. 22, 1962

CHRISTMAS GAMES

Overall record: 2-0-0 / Home: 0-0 / Road: 2-0
(Home team in caps)

Denver 37, TENNESSEE 16, Sat., Dec. 25, 2004
 Denver 17, DETROIT 7, Sat., Dec. 25, 1999

AFTER THE BYE WEEK

Overall record: 15-5-0 / Home: 11-3 / Road: 4-2
(Home team in caps)

Miami 26, DENVER 17, Nov. 2, 2008
 DENVER 31, Pittsburgh 28, Oct. 21, 2007
 DENVER 13, Baltimore 3, Oct. 9, 2006
 Denver 31, OAKLAND 17, Nov. 13, 2005
 Denver 34, NEW ORLEANS 13, Nov. 21, 2004
 DENVER 37, San Diego 8, Nov. 16, 2003
 Oakland 34, DENVER 10, Nov. 11, 2002
 DENVER 23, Oakland 17, Dec. 30, 2001
 Denver 30, NEW YORK JETS 23, Nov. 5, 2000
 Kansas City 16, DENVER 10, Dec. 5, 1999
 DENVER 37, Jacksonville 24, Oct. 25, 1998
 OAKLAND 28, Denver 25, Oct. 19, 1997
 DENVER 45, Baltimore 34, Oct. 20, 1996
 DENVER 38, Arizona 6, Nov. 5, 1995
 Denver 16, SEATTLE 9, Oct. 9, 1994
 DENVER 28, Seattle 17, Oct. 31, 1993
 DENVER 35, Indianapolis 13, Oct. 3, 1993
 DENVER 27, New York Jets 16, Nov. 8, 1992
 DENVER 19, Kansas City 16, Oct. 20, 1991
 MINNESOTA 27, Denver 22, Nov. 4, 1990

Note: The bye week was introduced by the NFL in 1990. In 1993, the league adjusted the schedule to include two bye weeks per team, but the schedule changed back to one bye per club in 1994.

BRONCOS MISCELLANEOUS WON-LOST STATISTICS

MOST SUCCESSFUL SEASONS (BY CATEGORY)

BEST WINNING PERCENTAGE

1998 — .875 (14-2)
 1977 — .857 (12-2)
 2005 — .813 (13-3)
 1996 — .813 (13-3)
 1984 — .813 (13-3)
 1997 — .750 (12-4)
 1991 — .750 (12-4)
 1987 — .700 (10-4-1)
 2000 — .688 (11-5)
 1989 — .688 (11-5)
 1986 — .688 (11-5)
 1985 — .688 (11-5)

MOST REGULAR SEASON WINS

1998 — 14 wins (2 losses)
 2005 — 13 wins (3 losses)
 1996 — 13 wins (3 losses)
 1984 — 13 wins (3 losses)
 1997 — 12 wins (4 losses)
 1991 — 12 wins (4 losses)
 1977 — 12 wins (2 losses)
 2000 — 11 wins (5 losses)
 1989 — 11 wins (5 losses)
 1986 — 11 wins (5 losses)
 1985 — 11 wins (5 losses)

MILESTONE GAMES IN BRONCOS HISTORY (REGULAR SEASON ONLY)

1ST GAME

September 9, 1960, at Boston Patriots (W) 13-10

50TH GAME

November 3, 1963, vs. Buffalo Bills (L) 28-30

100TH GAME

September 10, 1967, at Oakland Raiders (L) 51-0

200TH GAME

October 6, 1974, at Kansas City Chiefs (W) 17-14

300TH GAME

December 21, 1980, at Seattle Seahawks (W) 25-17

400TH GAME

November 29, 1987, at San Diego Chargers (W) 31-17

500TH GAME

January 2, 1994, at Los Angeles Raiders (L) 33-30 OT

600TH GAME

September 24, 2000, vs. Kansas City Chiefs (L) 23-22

700TH GAME

November 5, 2006, at Pittsburgh Steelers (W) 31-20

800TH GAME

Denver's 800th regular-season game will occur in its 12th contest of the 2012 season.

BRONCOS ALL-TIME RECORD BY THE DAY

	REGULAR SEASON			POSTSEASON			
	Home	Road	Total	Home	Road	Neutral	Total
Thu.	0-3-0 (.000)	4-6-0 (.400)	4-9-0 (.308)	—	—	—	—
Fri.	2-0-0 (1.000)	3-4-0 (.429)	5-4-0 (.556)	—	—	—	—
Sat.	6-4-0 (.600)	8-14-1 (.370)	14-18-1 (.439)	5-1 (.833)	0-2 (.000)	—	5-3 (.625)
Sun.	207-113-6 (.644)	130-168-2 (.437)	337-281-8 (.545)	7-2 (.778)	3-6 (.333)	2-4 (.333)	12-12 (.500)
Mon.	20-9-1 (.683)	6-23-0 (.207)	26-32-1 (.449)	—	—	—	—
TOTAL	235-129-7 (.643)	151-215-3 (.413)	386-344-10 (.528)	12-3 (.800)	3-8 (.273)	2-4 (.333)	17-15 (.531)

BRONCOS ALL-TIME RECORD BY THE MONTH

	REGULAR SEASON			POSTSEASON			
	Home	Road	Total	Home	Road	Neutral	Total
Aug.	1-0-0 (1.000)	0-0-0 (.000)	1-0-0 (1.000)	—	—	—	—
Sept.	63-24-2 (.719)	33-45-1 (.424)	96-69-3 (.580)	—	—	—	—
Oct.	66-36-1 (.646)	43-52-1 (.453)	109-88-2 (.553)	—	—	—	—
Nov.	55-44-3 (.554)	51-45-1 (.531)	106-89-4 (.543)	—	—	—	—
Dec.	49-24-1 (.669)	24-70-0 (.255)	73-94-1 (.438)	2-1 (.667)	0-4 (.000)	—	2-5 (.286)
Jan.	1-1-0 (.500)	0-3-0 (.000)	1-4-0 (.200)	10-2 (.833)	3-4 (.429)	2-4 (.333)	15-10 (.600)
TOTAL	235-129-7 (.643)	151-215-3 (.413)	386-344-10 (.528)	12-3 (.800)	3-8 (.273)	2-4 (.333)	17-15 (.531)

BRONCOS ALL-TIME RECORD BY THE DECADE

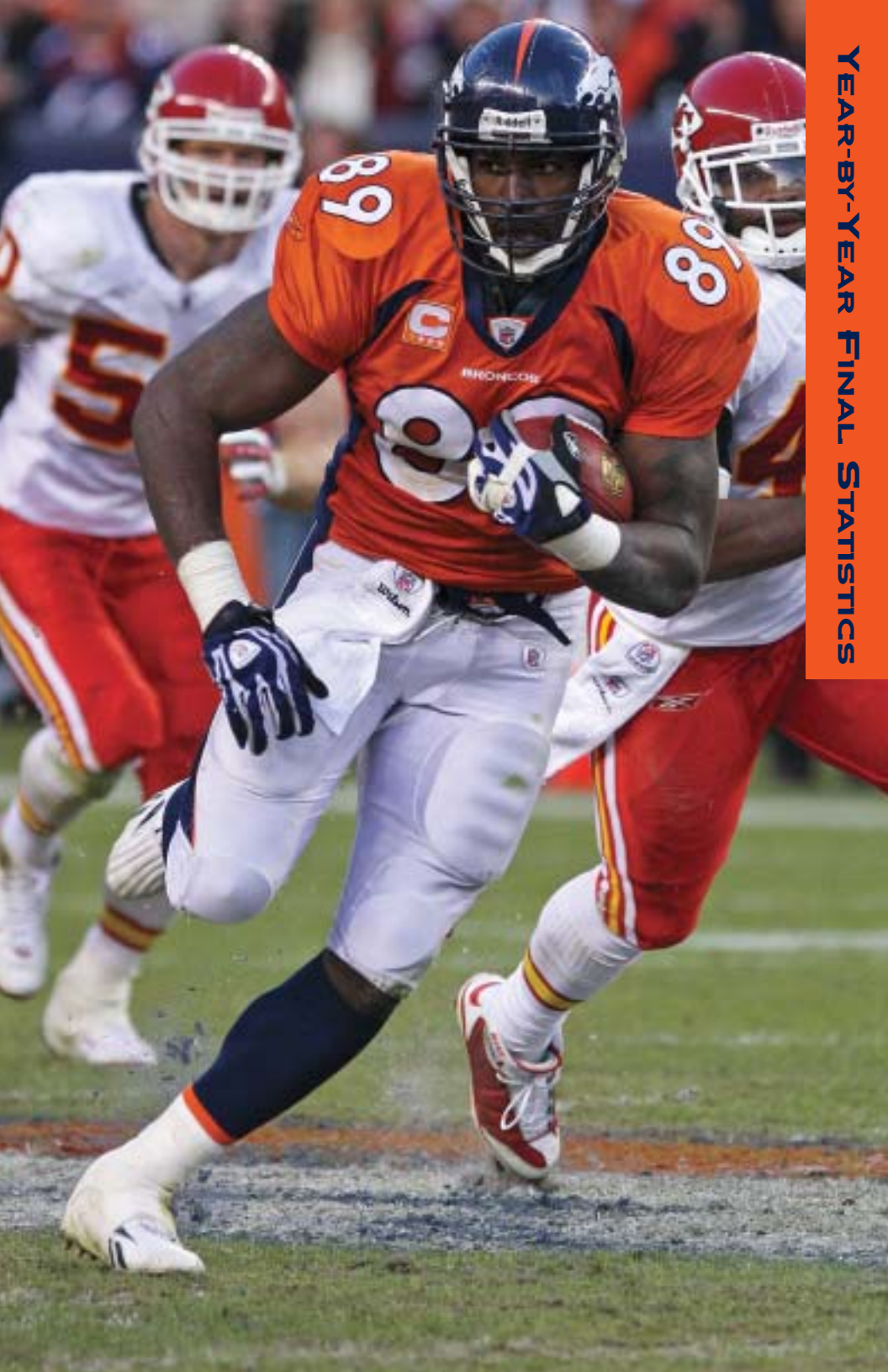
	REGULAR SEASON			POSTSEASON			
	Home	Road	Total	Home	Road	Neutral	Total
1960s	24-43-3 (.364)	15-54-1 (.221)	39-97-4 (.293)	—	—	—	—
1970s	43-25-4 (.625)	32-39-1 (.451)	75-64-5 (.538)	2-0 (1.000)	0-2 (.000)	0-1 (.000)	2-3 (.400)
1980s	58-19-0 (.753)	35-39-1 (.473)	93-58-1 (.615)	5-1 (.833)	1-1 (.500)	0-3 (.000)	6-5 (.545)
1990s	60-20-0 (.750)	34-46-0 (.425)	94-66-0 (.588)	4-1 (.800)	2-2 (.500)	2-0 (1.000)	8-3 (.727)
2000s	50-22-0 (.694)	35-37-0 (.486)	85-59-0 (.590)	1-1 (.500)	0-3 (.000)	0-0 (.000)	1-4 (.200)
TOTAL	235-129-7 (.643)	151-215-3 (.413)	386-344-10 (.528)	12-3 (.800)	3-8 (.273)	2-4 (.333)	17-15 (.531)

BRONCOS ALL-TIME SEASON OPENERS

Overall record: 31-17-1 / Home: 23-6-1 / Road: 8-11

Year (Date)	W/L	Result	Year (Date)	W/L	Result
1960 (9/9)	W	Denver 13, @Boston 10	1985 (9/8)	L	@L.A. Rams 20, Denver 16
1961 (9/10)	W	Denver 22, @Buffalo 10	1986 (9/7)	W	@Denver 38, L.A. Raiders 36
1962 (9/7)	W	@Denver 30, San Diego 21	1987 (9/13)	W	@Denver 40, Seattle 17
1963 (9/7)	L	Kansas City 59, @Denver 7	1988 (9/4)	L	Seattle 21, @Denver 14
1964 (9/12)	L	@N.Y. Jets 30, Denver 6	1989 (9/10)	W	@Denver 34, Kansas City 20
1965 (9/11)	L	@San Diego 34, Denver 31	1990 (9/9)	L	@L.A. Raiders, 14, Denver 9
1966 (9/3)	L	@Houston 45, Denver 7	1991 (9/1)	W	@Denver 45, Cincinnati 14
1967 (9/3)	W	@Denver 26, Boston 21	1992 (9/6)	W	@Denver 17, L.A. Raiders 13
1968 (9/15)	L	@Cincinnati 24, Denver 10	1993 (9/5)	W	Denver 26, @N.Y. Jets 20
1969 (9/14)	W	@Denver 35, Boston 7	1994 (9/4)	L	San Diego 37, @Denver 34
1970 (9/20)	W	Denver 25, @Buffalo 10	1995 (9/3)	W	@Denver 22, Buffalo 7
1971 (9/19)	T	@Denver 10, Miami 10	1996 (9/1)	W	@Denver 31, N.Y. Jets 6
1972 (9/17)	W	@Denver 30, Houston 17	1997 (8/31)	W	@Denver 19, Kansas City 3
1973 (9/16)	W	@Denver 28, Cincinnati 10	1998 (9/7)	W	@Denver 27, New England 21
1974 (9/15)	L	L.A. Rams 17, @Denver 10	1999 (9/13)	L	Miami 38, @Denver 21
1975 (9/21)	W	@Denver 37, Kansas City 33	2000 (9/4)	L	@St. Louis 41, Denver 36
1976 (9/12)	L	@Cincinnati 17, Denver 7	2001 (9/10)	W	@Denver 31, NYG 20
1977 (9/18)	W	@Denver 7, St. Louis 0	2002 (9/8)	W	@Denver 23, St. Louis 16
1978 (9/3)	W	@Denver 14, Oakland 6	2003 (9/7)	W	Denver 30, @Cincinnati 10
1979 (9/2)	W	@Denver 10, Cincinnati 0	2004 (9/12)	W	@Denver 34, Kansas City 24
1980 (9/7)	L	@Philadelphia 27, Denver 6	2005 (9/11)	L	@Miami 34, Denver 10
1981 (9/6)	W	@Denver 9, Oakland 7	2006 (9/10)	L	@St. Louis 18, Denver 10
1982 (9/12)	L	San Diego 23, @Denver 3	2007 (9/9)	W	Denver 15, @Buffalo 14
1983 (9/4)	W	Denver 14, @Pittsburgh 10	2008 (9/8)	W	Denver 41, @Oakland 14
1984 (9/2)	W	@Denver 20, Cincinnati 17			

YEAR-BY-YEAR FINAL STATISTICS



2008 FINAL STATISTICS (8-8)

Head Coach: Mike Shanahan AFC West: 2nd Home Stadium: INVESCO Field at Mile High

Date	W-L	Score	Opponent	Attendance
Sept 8	W	41-14	at Oakland	62,762
Sept 14	W	39-38	San Diego	75,915
Sept 21	W	34-32	New Orleans	75,713
Sept 28	L	19-33	at Kansas City	74,623
Oct 5	W	16-13	Tampa Bay	75,480
Oct 12	L	17-24	Jacksonville	75,674
Oct 20	L	7-41	at New England	68,756
Nov 2	L	17-26	Miami	75,499
Nov 6	W	34-30	at Cleveland	73,141
Nov 16	W	24-20	at Atlanta	64,358
Nov 23	L	10-31	Oakland	76,067
Nov 30	W	34-17	at New York Jets	78,809
Dec 7	W	24-17	Kansas City	75,187
Dec 14	L	10-30	at Carolina	73,690
Dec 21	L	23-30	Buffalo	74,539
Dec 28	L	21-52	at San Diego	69,131

TEAM STATISTICS		Den	Opp
TOTAL FIRST DOWNS			
Rushing	354	327	
Passing	103	122	
Penalty	223	186	
3RD DOWN: MADE/ATT	95/200	89/202	
3rd Down Pct.	47.5	44.1	
4TH DOWN: MADE/ATT	4/10	10/18	
4th Down Pct.	40.0	55.6	
POSSESSION AVG.	28:44	31:16	
TOTAL NET YARDS	6333	5993	
Avg. Per Game	395.8	374.6	
Total Plays	1019	990	
Avg. Per Play	6.2	6.1	
NET YARDS RUSHING	1862	2337	
Avg. Per Game	116.4	146.1	
Total Rushes	387	469	
NET YARDS PASSING	4471	3656	
Avg. Per Game	279.4	228.5	
Sacked/Yards Lost	12/74	26/141	
Gross Yards	4545	3797	
Att./Completions	620/386	495/333	
Completion Pct.	62.3	67.3	
Had Intercepted	18	6	
PUNTS/AVERAGE	46/46.4	52/46.4	
NET PUNTING AVG.	46/37.8	52/39.6	
PENALTIES/YARDS	77/739	83/738	
FUMBLES/BALL LOST	18/12	15/7	
TOUCHDOWNS	42	50	
Rushing	15	26	
Passing	25	20	
Returns	2	4	

SCORE BY PERIODS		1	2	3	4	OT	PTS
BRONCOS	106	86	70	108	0	0	370
OPPONENTS	84	145	88	131	0	0	448

SCORING	TD	Ru	Pa	Ret	PAT	FG	S	PTS
Prater	0	0	0	0	39/40	25/34	0	114
Hillis	6	5	1	0	0	0	0	36
Marshall	6	0	6	0	0	0	0	36
Royal	5	0	5	0	0	0	0	32
Graham	4	0	4	0	0	0	0	24
Pittman	4	4	0	0	0	0	0	24
Scheffler	3	0	3	0	0	0	0	18
Stokley	3	0	3	0	0	0	0	18
Cutler	2	2	0	0	0	0	0	14
T. Bell	2	2	0	0	0	0	0	12
Fox	1	0	1	0	0	0	0	6
D. Jackson	1	0	1	0	0	0	0	6
N. Jackson	1	0	1	0	0	0	0	6
Pope	1	0	1	0	0	0	0	6
Torain	1	1	0	0	0	0	0	6
Webster	1	0	0	1	0	0	0	6
Young	1	1	0	0	0	0	0	6
BRONCOS	42	15	25	2	39/40	25/34	0	370
OPPONENTS	50	26	20	4	48/48	32/35	1	448

2-PT. CONVERSIONS: Cutler, Royal, BRONCOS 2-2, OPPONENTS 1-2
 SACKS: Dumervil 5, Ekuban 5, Peterson 3, Moss 2.5, D. Williams 2.5, Webster 2, Robertson 1.5, C. Bailey 1, Engelberger 1, Haggan 1, (group) 1, Winborn 0.5, BRONCOS 26.0, OPPONENTS 12.0

FUM/Lost: Cutler 5/2, Marshall 4/3, Hall 2/2, Royal 2/1, C. Jackson 1/0, Ramsey 1/1, Scheffler 1/1, Thomas 1/1, Young 1/1

PASSING	Att.	Comp.	Yds.	Comp.%	Yds/Att.	TD	TD%	Int	Int%	Long	Sack/Lost	Rating
Cutler	616	384	4526	62.3	7.35	25	4.1	18	2.9	93t	11/69	86.0
Ramsey	3	2	19	66.7	6.33	0	0.0	0	0.0	10	1/5	84.0
Royal	1	0	0	0.0	0.00	0	0.0	0	0.0	—	0/0	39.6
BRONCOS	620	386	4545	62.3	7.33	25	4.0	18	2.9	93t	12/74	85.9
OPPONENTS	495	333	3797	67.3	7.67	20	4.0	6	1.2	74	26/141	98.5

RUSHING	No.	Yds.	Avg.	Long	TD
Hillis	68	343	5.0	19	5
Pittman	76	320	4.2	20	4
Young	61	303	5.0	49	1
T. Bell	44	249	5.7	37t	2
Cutler	57	200	3.5	18	2
Hall	35	144	4.1	16	0
Pope	17	130	7.6	24	0
Royal	11	109	9.9	71	0
Torain	15	69	4.6	19	1
Scheffler	1	-1	-1.0	-1	0
Marshall	2	-4	-2.0	7	0
BRONCOS	387	1862	4.8	71	15
OPPONENTS	469	2337	5.0	65	26

RECEIVING	No.	Yds.	Avg.	Long	TD
Marshall	104	1265	12.2	47	6
Royal	91	980	10.8	93t	5
Stokley	49	528	10.8	36t	3
Scheffler	40	645	16.1	72	3
Graham	32	389	12.2	28t	4
Hillis	14	179	12.8	47	1
D. Jackson	12	190	15.8	48t	1
N. Jackson	11	84	7.6	19	1
Pittman	10	112	11.2	40	0
T. Bell	10	57	5.7	12	0
Martinez	3	32	10.7	12	0
Hall	3	25	8.3	11	0
Pope	3	24	8.0	16	1
Young	3	16	5.3	8	0
C. Jackson	1	19	19.0	19	0
BRONCOS	386	4545	11.8	93t	25
OPPONENTS	333	3797	11.4	74	20

INTERCEPTIONS	No.	Yds.	Avg.	Long	TD
Bly	2	5	2.5	5	0
Barrett	1	34	34.0	34	0
Paymah	1	13	13.0	13	0
Thomas	1	11	11.0	11	0
C. Bailey	1	0	0.0	0	0
BRONCOS	6	63	10.5	34	0
OPPONENTS	18	153	8.5	32t	2

PUNTING	No.	Yds.	Avg.	Net	TB	In20	Long	B
Kern	46	2150	46.7	37.8	4	13	64	0
BRONCOS	46	2150	46.7	37.8	4	13	64	0
OPPONENTS	52	2413	46.4	39.6	8	22	71	0

PUNT RETURNS	No.	FC	Yds.	Avg.	Long	TD
Royal	14	10	140	10.0	36	0
Martinez	5	0	56	11.2	27	0
Haggan	1	0	0	0.0	0	0
BRONCOS	20	10	196	9.8	36	0
OPPONENTS	28	6	330	11.8	89t	1

KICKOFF RETURNS	No.	Yds.	Avg.	Long	TD
Royal	23	600	26.1	95	0
Hall	21	469	22.3	28	0
C. Jackson	8	162	20.3	24	0
Young	8	176	22.0	31	0
Hillis	4	65	16.3	25	0
Russell	2	44	22.0	25	0
T. Bell	1	8	8.0	8	0
Engelberger	1	0	0.0	0	0
Martinez	1	0	0.0	0	0
Mustard	1	17	17.0	17	0
Putzier LG	1	0	0.0	0	0
Putzier TM	1	0	0.0	0	0
BRONCOS	71	1550	21.8	95	0
OPPONENTS	63	1554	24.7	103t	1

FIELD GOALS	1-19	20-29	30-39	40-49	50+
Prater	0/0	7/8	8/9	5/11	5/6
BRONCOS	0/0	7/8	8/9	5/11	5/6
OPPONENTS	0/0	10/10	10/10	11/13	1/2

PRATER: (26G,43G)(52G)(27G,34G)(28N,56G,51G,22G,33G)
 (55G,40G,27G)(39G)(1)(50G,49N)(38N,35G,30G)(49N,20G)
 (47N,44G,43N)(25G,35G)(33G,48N)(43G,47N)(23G,30G,54N,43G)(1)

OPPONENTS: (1)(34G,21G,28G)(43G,51N,43N)(23G,21G,48N,43G,33G)
 (33G,31G)(48G)(31G,40G)(45G,47G,23G,41G)(24G,52G,33G)
 (46G,36G)(26G)(30G)(26G)(39G,44G,42G)(37G,49G,28G)(28G)

2008 DEFENSIVE STATS

(based on coaches' film review)

	TT	UT	A	S-YDS	I-YDS	PD	FF	FR
1 Winborn	117	84	33	0.5-2.5	0-0	10	0	0
2 D. Williams	103	83	20	2.5-13	0-0	1	0	1
3 Webster	90	71	19	2-9	0-0	5	1	1
4 Manuel	87	68	19	0-0	0-0	7	0	0
5 Bly	77	63	14	0-0	2-5	8	1	0
6 Thomas	57	35	22	0-0	1-11	1	0	0
7 C. Bailey	56	45	11	1-5	0-0	4	3	0
8 Woodyard	54	47	7	0-0	0-0	1	1	0
9 Engelberger	51	34	17	1-1	0-0	0	1	0
10 Ekuban	49	39	10	5-34	0-0	1	0	1
11 Robertson	45	24	21	1.5-3.5	0-0	0	1	0
12 B. Bailey	44	33	11	0-0	0-0	0	1	1
13 Dumervil	44	30	14	5-35	0-0	0	1	1
14 J. Bell	43	36	7	0-0	0-0	4	0	0
15 Peterson	39	23	16	3-14	0-0	1	1	0
16 McCree	36	28	8	0-0	0-0	2	0	0
17 Paymah	29	26	3	0-0	1-13	4	0	1
18 Moss	29	10	14	2.5-13	0-0	1	0	0
19 Clements	23	10	14	0-0	0-0	1	0	0
20 Barrett	23	15	8	0-0	1-34	4	0	0
21 Lowry	21	14	7	0-0	0-0	3	0	0
22 Fox	20	13	7	0-0	0-0	0	0	1
Haggan	20	16	4	0-0	0-0	0	0	0
24 Larsen	15	13	2	0-0	0-0	1	0	0
25 J. Williams	9	9	0	0-0	0-0	0	0	0
26 Green	6	4	2	0-0	0-0	0	0	0
Rogers	6	4	2	0-0	0-0	0	0	0
28 Shaw	5	3	2	0-0	0-0	0	0	0
29 Crowder	4	2	2	0-0	0-0	0	0	0
30 Koutouvides	2	1	0	0-0	0-0	0	0	0
31 Abdullah	1	1	0	0-0	0-0	0	0	0
Team	1	1	0	1-10	0-0	0	0	0
TOTALS	1203	891	312	26-141	6-63	58	10	7

2008 GAMES STARTED

OFFENSE	DEFENSE	
QB Cutler, Jay	16 DE Dumervil, Elvis	15
RB Bell, Tatum	DE Ekuban, Ebenezer	10
RB Pittman, Michael	DE Engelberger, John	6
RB Pope, P.J.	DT Peterson, Kenny	1
RB Torain, Ryan	DT Robertson, Dewayne	15
RB Young, Selvin	LB Bailey, Boss	6
FB/RB Hillis, Peyton	LB Larsen, Spencer	3
WR FB Larsen, Spencer	LB Webster, Nate	13
WR Jackson, Darrell	LB Williams, D.J.	11
WR Marshall, Brandon	LB Winborn, Jamie	11
WR Royal, Eddie	LB Woodyard, Wesley	6
WR Stokley, Brandon	CB Bailey, Champ	9
TE Graham, Daniel	CB Bell, Joshua	16
TE Jackson, Nate	CB Bly, Dre	5
TE Scheffler, Tony	CB Paymah, Karl	2
C. Wiegmann, Casey	S Barrett, Josh	3
T Clady, Ryan	S Fox, Vernon	3
T Harris, Ryan	S Lowry, Calvin	3
G Hamilton, Ben	S Manuel, Marquand	14
G Kuper, Chris	S McCree, Marlon	7
	S Rogers, Roderick	1

2008 COACHES

Mike Shanahan (Head Coach), Rick Dennison (Offensive Coordinator/Offensive Line), Bob Stowik (Defensive Coordinator/Defensive Backs), Scott O'Brien (Special Teams Coordinator), Steve Watson (Associate Head Coach), Joe Baker (Offensive Assistant), Jeremy Bates (Quarterbacks), Romie Bradford (Defensive Backs), Jacob Burney (Defensive Line), Keith Burns (Special Teams Assistants), Dwayne Chandler (Assistant Strength & Conditioning), Jedd Fisch (Wide Receivers), Charlie Jackson (Defensive Assistant), Bill Johnson (Defensive Line), Pat McPherson (Tight Ends), Jim Ryan (Linebackers), Greg Saporta (Assistant Strength & Conditioning), Ryan Stowik (Assistant Defensive Backs), Bobby Turner (Running Backs), Rich Tuten (Strength & Conditioning)

2008 LEADERS / RATINGS

2007 FINAL STATISTICS (7-9)

Head Coach: Mike Shanahan AFC West: 2nd Home Stadium: INVESCO Field at Mile High

Date	W-L	Score	Opponent	Attendance
Sept 9	W	15-14	at Buffalo	71,132
Sept 16	W	23-20	Oakland (OT)	76,784
Sept 23	L	14-23	Jacksonville	76,463
Sept 30	L	20-38	at Indianapolis	57,274
Oct 7	L	3-41	San Diego	76,879
Oct 21	W	31-28	Pittsburgh	77,038
Oct 29	L	13-19	Green Bay (OT)	77,160
Nov 4	L	7-44	at Detroit	60,783
Nov 11	W	27-11	at Kansas City	77,368
Nov 19	W	34-20	Tennessee	76,590
Nov 25	L	34-37	at Chicago (OT)	62,148
Dec 2	L	20-34	at Oakland	61,990
Dec 9	W	41-7	Kansas City	75,895
Dec 13	L	13-31	at Houston	70,747
Dec 24	L	3-23	at San Diego	65,477
Dec 30	W	22-19	Minnesota (OT)	76,084

TEAM STATISTICS		Den	Opp
TOTAL FIRST DOWNS			
Rushing		305	306
Passing		96	119
Penalty		187	168
3RD DOWN: MADE/ATT		80/198	91/213
3rd Down Pct.		40.4	42.7
4TH DOWN: MADE/ATT		7/22	10/13
4th Down Pct.		76.9	76.9
POSSESSION AVG.		29.09	30.51
TOTAL NET YARDS		5541	5376
Avg. Per Game		346.3	336.0
Total Plays		976	992
Avg. Per Play		5.7	5.4
NET YARDS RUSHING		1957	2282
Avg. Per Game		122.3	142.6
Total Rushes		429	459
NET YARDS PASSING		3584	3094
Avg. Per Game		224.0	193.4
Sacked/Yards Lost		32/175	33/203
Gross Yards		3759	3297
Att./Completions		515/326	458/279
Completion Pct.		63.3	60.9
Had Intercepted		15	14
PUNTS/AVERAGE		60/43.8	60/43.9
NET PUNTING AVG.		60/36.3	60/38.7
PENALTIES/YARDS		90/610	82/628
FUMBLES/BALL LOST		30/14	34/16
TOUCHDOWNS		34	46
Rushing		10	14
Passing		21	25
Returns		3	7

SCORE BY PERIODS	1	2	3	4	OT	PTS
BRONCOS	75	89	94	56	6	320
OPPONENTS	68	103	114	115	9	409

SCORING	TD	Ru	Pat	Ret	FG	S	PTS
Elam	0	0	0	0	33/33	27/31	0 114
Marshall	7	0	7	0	0	0	0 42
Scheffler	5	0	5	0	0	0	0 30
Stokley	5	0	5	0	0	0	0 30
Henry	4	4	0	0	0	0	0 24
Sapp	3	2	1	0	0	0	0 18
Graham	2	0	2	0	0	0	0 12
Hall	2	2	0	0	0	0	0 12
Crowder	1	0	0	1	0	0	0 6
Cutler	1	1	0	0	0	0	0 6
Jackson	1	0	1	0	0	0	0 6
Jacobs LG	1	0	1	0	0	0	0 6
Martinez	1	0	0	1	0	0	0 6
Webster	1	0	0	1	0	0	0 6
Young	1	1	0	0	0	0	0 6
Prater LG	0	0	0	0	1/1	1/4	0 4
BRONCOS	34	10	21	3	33/33	27/31	1 320
OPPONENTS	46	14	25	7	42/42	27/33	2 409

2-PT. CONVERSIONS: BRONCOS 0-1, OPPONENTS 3-3

SACKS: Dumervil 12.5, Crowder 4, Mallard LG 3.5, Mallard TM 3.5, McKinley 2.5, Gold 2, (Group) 2, Bly 1, Engelberger 1, Lynch 1, Moss 1, Peterson 1, Williams 1, Winborn 0.5, BRONCOS 33.0, OPPONENTS 32.0

FUM/LOST: Cutler 11/4, Henry 3/1, Marshall 3/1, Martinez 3/1, Clark (TM) 2/2, Ramsey 2/1, Young 2/1, Bell 1/1, Hall 1/0, Hixon (TM) 1/1, Scheffler 1/1

PASSING	Att.	Comp.	Yds.	Comp.%	Yds/Att.	TD	TD%	Int	Int%	Long	Sack/Lost	Rating
Cutler	467	297	3497	63.6	7.49	20	4.3	14	3.0	68t	27/153	88.1
Ramsey	48	29	262	60.4	5.46	1	2.1	1	2.1	21	3/13	73.4
Marshall	0	0	0	—	—	0	—	0	—	—	2/9	—
BRONCOS	515	326	3759	63.3	7.30	21	4.1	15	2.9	68t	32/175	86.7
OPPONENTS	458	279	3297	60.9	7.20	25	5.5	14	3.1	82t	33/203	88.3

RUSHING	No.	Yds.	Avg.	Long	TD
Young	140	729	5.2	50	1
Henry	167	691	4.1	33	4
Hall	44	216	4.9	62t	2
Cutler	44	205	4.7	31	1
Sapp	18	59	3.3	12	2
Marshall	5	57	11.4	24	0
Ramsey	2	6	3.0	4	0
Bell	6	3	0.5	3	0
Walker	2	-3	-1.5	-1	0
Stokley	1	-6	-6.0	-6	0
Jacobs LG	1	-8	-8.0	-8	0
BRONCOS	429	1957	4.6	62t	10
OPPONENTS	501	2282	4.6	74t	14

RECEIVING	No.	Yds.	Avg.	Long	TD
Marshall	102	1325	13.0	68t	7
Scheffler	49	549	11.2	41	5
Stokley	40	635	15.9	58	5
Young	35	231	6.6	24	0
Walker	26	287	11.0	24	0
Graham	24	246	10.3	28	2
Martinez	14	175	12.5	23	0
Sapp	14	51	3.6	16	1
Henry	7	65	9.3	21	0
Mustard	5	62	12.4	15	0
Clark TM	4	23	5.8	7	0
Jacobs LG	3	40	13.3	21t	1
Jackson	3	34	11.3	24	1
Hall	2	69	34.5	65	0
Bell	1	7	7.0	7	0
BRONCOS	326	3759	11.5	68t	21
OPPONENTS	279	3297	11.8	82t	25

INTERCEPTIONS	No.	Yds.	Avg.	Long	TD
Bly	5	71	14.2	37	0
Bailey	3	3	1.0	3	0
Paymah	2	0	0.0	0	0
Dumervil	1	27	27.0	27	0
Gold	1	6	6.0	6	0
Williams	1	0	0.0	0	0
Thomas	1	-2	-2.0	-2	0
BRONCOS	14	105	7.5	37	0
OPPONENTS	15	229	15.3	66t	2

PUNTING	No.	Yds.	Avg.	Net	TB	In20	Long	B
Sauerbrun	47	2200	46.8	36.1	6	14	65	2
Ernster LG	12	434	36.2	35.6	0	3	59	0
Ernster TM	5	178	35.6	35.6	0	1	59	0
Paulescu	5	221	44.2	40.0	0	1	51	0
Elam	1	31	31.0	31.0	0	1	31	0
BRONCOS	60	2630	43.8	36.3	6	17	65	2
OPPONENTS	60	2633	43.9	38.7	5	26	63	1

PUNT RETURNS	No.	FC	Yds.	Avg.	Long	TD
Martinez	14	12	157	11.2	80t	1
Hixon TM	7	5	32	4.6	14	0
Bly	2	0	20	10.0	10	0
BRONCOS	23	17	209	9.1	80t	1
OPPONENTS	31	3	334	10.8	75t	2

KICKOFF RETURNS	No.	Yds.	Avg.	Long	TD
Hall	19	475	25.0	34	0
Martinez	15	330	22.0	35	0
Hixon TM	12	274	22.8	35	0
Clark TM	3	70	23.3	26	0
Jacobs LG	3	35	11.7	15	0
Jacobs TM	3	35	11.7	15	0
Young	3	56	18.7	25	0
Sapp	2	30	15.0	22	0
Bly	1	23	23.0	23	0
BRONCOS	58	1293	22.3	35	0
OPPONENTS	62	1424	23.0	88t	1

FIELD GOALS	1-19	20-29	30-39	40-49	50+
Elam	0/0	11/11	6/6	9/12	1/2
Prater LG	0/0	0/1	0/0	1/3	0/0
BRONCOS	0/0	11/11	6/6	9/12	1/2
OPPONENTS	3/3	8/8	8/9	6/7	2/6

ELAM: (21G,48G,50N,43N,42G)(23G,45N,20G,23G)(35G,22G)(30G)(49G)(45G,21G)(48N)(44G,50G)(21G,39G)(23G,22G)(29G,44G)(37G,37G)(41G,47G)(23G)(43G,30G)

OPPONENTS: (45N)(38G,52N)(19G,27G,18G)(22G)(26G,45G)(65N)(19G,26G)(43G,53G,38G)(38G,36G,39G,53N)(56G,37G)(24G,44G,39G)(58N,38G,35N,44G)(41G)(40G,23G,29G)(22G)

2007 DEFENSIVE STATS

(based on coaches' film review)

	TT	UT	A	S-YDS	I-YDS	PD	FF	FR
1 Williams	170	121	49	1-14	1-0	4	3	2
2 Webster	100	77	23	0-0	0-0	1	1	1
3 Bailey	81	68	13	0-0	3-3	14	0	0
Gold	81	62	19	2-8	1-6	8	1	2
5 Lynch	62	48	14	1-11	0-0	3	0	0
6 Engelberger	59	40	19	1-8	0-0	2	1	0
7 Bly	57	42	15	1-11	5-71	16	0	0
Ferguson	57	45	12	0-0	0-0	1	1	0
9 Dumervil	56	43	13	12.5-62.5	1-27	7	4	3
10 Abdullah	48	40	8	0-0	0-0	7	1	1
11 Foxworth	42	32	10	0-0	0-0	4	1	0
12 Thomas	30	17	13	0-0	1-2	4	1	0
13 McKinley	28	16	12	2.5-12.5	0-0	0	0	0
14 Winborn	24	21	3	0.5-4.5	0-0	3	0	0
15 Crowder	22	18	4	4-39	0-0	0	1	2
16 J. Mallard	20	15	5	3.5-7.5	0-0	1	1	0
17 Adams	17	8	9	0-0	0-0	1	1	0
18 Gordon	16	9	7	0-0	0-0	0	0	0
19 Paymah	15	14	1	0-0	2-0	6	0	0
20 Moss	14	7	7	1-7	0-0	0	1	0
21 Peterson	13	10	3	1-8	0-0	2	0	0
22 Rice	11	6	5	0-0	0-0	2	0	0
23 Shoate	9	7	2	0-0	0-0	0	0	0
24 Burton	8	5	3	0-0	0-0	0	0	0
25 S. Harris	6	2	4	0-0	0-0	0	1	1
26 Cox	4	2	2	0-0	0-0	0	0	1
27 Team	2	2	0	2-10	0-0	0	0	0
TOTALS	1052	777	275	33-203	14-105	83	17	14

2007 GAMES STARTED

OFFENSE	DEFENSE	
QB Cutler, Jay	16 DE Crowder, Tim	1
RB Hall, Andre	1 DE Dumervil, Elvis	16
RB Henry, Travis	7 DE Engelberger, John	15
RB Young, Selvin	8 DE Moss, Jarvis	1
FB Sapp, Cecil	8 DE Rice, Simeon	1
WR Marshall, Brandon	8 DT Adams, Sam	11
WR Martinez, Glenn	1 DT Gordon, Amon	4
WR Stokley, Brandon	9 DT McKinley, Alvin	10
WR Walker, Javon	5 DT Thomas, Marcus	5
TE Graham, Daniel	15 LB Gold, Ian	14
TE Jackson, Nate	1 LB Webster, Nate	13
TE Mustard, Chad	1 LB Williams, D.J.	16
TE Scheffler, Tony	2 LB Winborn, Jamie	2
C/G Myers, Chris	7 CB Bailey, Champ	15
C Nalen, Tom	6 CB Bly, Dré	16
T Lepsis, Matt	5 CB Paymah, Karl	3
T Pears, Erik	16 DB Foxworth, Dominique	6
G Holland, Montrae	16 S Abdullah, Hamza	8
G Kuper, Chris	16 S Ferguson, Nick	7
	11 S Lynch, John	12

2007 COACHES

Mike Shanahan (Head Coach), Jim Bates (Asst. Head Coach/Defense), Mike Heimerdinger (Asst. Head Coach/Offense), Rick Dennison (Offensive Coordinator/O.L.), Bob Stovick (Defensive Coordinator/DBS), Scott O'Brien (Special Teams Coordinator), Steve Watson (Associate Head Coach), Joe Baker (Linebackers), Jeremy Bates (Wide Receivers/Quarterbacks), Ronnie Bradford (Asst. Def. Backs), Jacob Burney (Defensive Line), Keith Burns (Spec. Tms. Asst.), Dwayne Chandler (Asst. Strength & Conditioning), Charlie Jackson (Defensive Asst.), Bill Johnson (Defensive Line), Pat McPherson (Tight Ends), Jim Ryan (Offensive Asst.), Greg Saporta (Asst. Strength & Conditioning), Ryan Stovick (Spec. Tms. Asst.), Bobby Turner (Running Backs), Rich Tuten (Strength & Conditioning).

2007 LEADERS / RANKINGS

INDIVIDUAL

2006 FINAL STATISTICS (9-7)

Head Coach: Mike Shanahan AFC West: 3rd Home Stadium: INVESCO Field at Mile High

Date	W-L	Score	Opponent	Attendance	RUSHING	No.	Yds.	Avg.	Long	TD
Sept 10	L	10-18	at St. Louis	65,577	T. Bell	233	1025	4.4	51	2
Sept 17	W	9-6	Kansas City (OT)	76,786	M. Bell	157	677	4.3	48	8
Sept 24	W	17-7	at New England	68,756	Walker	9	123	13.7	72	1
Oct 9	W	13-3	Baltimore	76,355	Plummer	36	112	3.1	19	1
Oct 15	W	13-3	Oakland	76,691	Sapp	10	80	8.0	28	0
Oct 22	W	17-7	at Cleveland	73,024	Nash	18	66	3.7	26	0
Oct 29	L	31-34	Indianapolis	76,767	Johnson	5	30	6.0	15	0
Nov 5	W	31-20	at Pittsburgh	64,661	Cutler	12	18	1.5	9	0
Nov 12	W	17-13	at Oakland	62,094	Marshall	2	12	6.0	6	0
Nov 19	L	27-35	San Diego	76,723	Cobbs	3	9	3.0	3	0
Nov 23	L	10-19	at Kansas City	79,484	Scheffler	1	3	3.0	2	0
Dec 3	L	20-23	Seattle	76,146	Elam	1	2	2.0	2	0
Dec 10	L	20-48	at San Diego	67,514	Smith	1	-5	-5.0	-5	0
Dec 17	W	37-20	at Arizona	63,845	BRONCOS	488	2152	4.4	72t	12
Dec 24	W	24-23	Cincinnati	75,759	OPPONENTS	447	1813	4.1	41	13
Dec 31	L	23-26	San Francisco (OT)	75,555	RECEIVING	No.	Yds.	Avg.	Long	TD

TEAM STATISTICS	Den	Opp
TOTAL FIRST DOWNS	285	291
Rushing	106	97
Passing	151	183
Penalty	28	11
3RD DOWN: MADE/ATT	78/211	81/221
3rd Down Pct.	37.0	36.7
4TH DOWN: MADE/ATT	7/13	5/14
4th Down Pct.	53.8	35.7
POSSESSION AVG.	29:50	30:10
TOTAL NET YARDS	4951	5223
Avg. Per Game	309.4	326.4
Total Plays	973	1020
Avg. Per Play	5.1	5.1
NET YARDS RUSHING	2152	1813
Avg. Per Game	134.5	113.3
Total Rushes	488	447
NET YARDS PASSING	2799	3410
Avg. Per Game	174.9	213.1
Sacked/Yards Lost	31/196	35/202
Gross Yards	2995	3612
Att./Completions	454/256	538/327
Completion Pct.	56.4	60.8
Had Intercepted	18	17
PUNTS/AVERAGE	80/41.7	74/43.8
NET PUNTING AVG.	80/36.6	74/37.9
PENALTIES/YARDS	67/478	97/785
FUMBLES/BALL LOST	29/12	28/13
TOUCHDOWNS	34	29
Rushing	12	13
Passing	20	13
Returns	2	3

SCORE BY PERIODS	1	2	3	4	OT	PTS
BRONCOS	44	110	75	87	3	319
OPPONENTS	47	82	64	109	3	305

SCORING	TD	Ru	Pa	Ret	PAT	FG	S	PTS
Elam	0	0	0	0	34/34	27/29	0	115
Walker	9	1	8	0	0	0	0	54
M. Bell	8	8	0	0	0	0	0	48
Scheffler	4	0	4	0	0	0	0	24
Smith	3	0	3	0	0	0	0	18
Alexander	2	0	2	0	0	0	0	12
T. Bell	2	2	0	0	0	0	0	12
Marshall	2	0	2	0	0	0	0	12
Bailey	1	0	1	0	0	0	0	6
Johnson	1	0	1	0	0	0	0	6
Plummer	1	1	0	0	0	0	0	6
Da. Williams	1	0	0	1	0	0	0	6
BRONCOS	34	12	20	2	34/34	27/29	0	319
OPPONENTS	29	13	13	3	27/27	34/42	0	305

2-PT. CONVERSIONS: BRONCOS 0-0, OPPONENTS 1-2

SACKS: Dumervil 8.5, Ekuban 7, Lang 6, Chukwurah 4.5, Warren 2.5, M. Myers 2, Veal 1.5, Engelberger 1, D.J. Williams 1, Wilson 1, **BRONCOS 35.0, OPPONENTS 31.0**

PASSING	Att.	Comp.	Yds.	Comp. %	Yds/Att.	TD	TD %	Int	Int %	Long	Sack/Lost	Rating
Plummer	317	175	1994	55.2	6.29	11	3.5	13	4.1	83t	18/111	68.8
Cutler	137	81	1001	59.1	7.31	9	6.6	5	3.6	71t	13/85	88.5
BRONCOS	454	256	2995	56.4	6.60	20	4.4	18	4.0	83t	31/196	74.7
OPPONENTS	538	327	3612	60.8	6.71	13	2.4	17	3.2	63	35/202	75.6

RECEIVING	No.	Yds.	Avg.	Long	TD
Walker	69	1084	15.7	83t	8
Smith	52	512	9.8	20	3
T. Bell	24	115	4.8	16	0
Marshall	20	309	15.5	71t	2
M. Bell	20	158	7.9	24	0
Scheffler	18	286	15.9	29	4
Alexander	18	160	8.9	24	2
Kircus	9	187	20.8	45	0
Sapp	8	34	4.3	9	0
Johnson	7	37	5.3	20	1
Jackson	5	49	9.8	24	0
Nash	4	41	10.3	13	0
Mustard	2	23	11.5	14	0
BRONCOS	256	2995	11.7	83t	20
OPPONENTS	327	3612	11.0	63	13

INTERCEPTIONS	No.	Yds.	Avg.	Long	TD
Bailey	10	162	16.2	70t	1
Da. Williams	4	37	9.3	31t	1
Foxworth	1	45	45.0	45	0
Cox	1	0	0.0	0	0
Ferguson	1	0	0.0	0	0
BRONCOS	17	244	14.4	70t	2
OPPONENTS	18	292	16.2	46	2

PUNTING	No.	Yds.	Avg.	Net	TB	In20	Long	B
Ernster	80	3338	41.7	36.6	7	23	61	0
BRONCOS	80	3338	41.7	36.6	7	23	61	0
OPPONENTS	74	3240	43.8	37.9	7	33	67	0

PUNT RETURNS	No.	FC	Yds.	Avg.	Long	TD
Da. Williams	25	12	206	8.2	34	0
Kircus	6	4	86	14.3	42	0
Smith	1	0	2	2.0	2	0
BRONCOS	32	16	294	9.2	42	0
OPPONENTS	39	16	268	6.9	21	0

KICKOFF RETURNS	No.	Yds.	Avg.	Long	TD
Clark	23	512	22.3	36	0
Morgan	17	423	24.9	64	0
M. Bell	5	97	19.4	22	0
Sapp	4	95	23.8	53	0
Kircus	2	38	19.0	20	0
Cobbs	1	0	0.0	0	0
Johnson	1	14	14.0	14	0
Mustard	1	2	2.0	2	0
Da. Williams	0	6	—	6	0
BRONCOS	54	1187	22.0	64	0
OPPONENTS	55	1480	26.9	60	0

FIELD GOALS	1-19	20-29	30-39	40-49	50+
Elam	0/0	10/10	10/10	6/8	1/1
BRONCOS	0/0	10/10	10/10	6/8	1/1
OPPONENTS	0/0	12/12	8/9	11/14	3/7

ELAM: (49G)(44N,23G,22G,39G)(23G)(43G,44G)(51G,22G)(32G,43N)(49G)(32G)(24G)(42G,38G)(31G)(37G,41G)(34G,33G)(30G,22G,30G)(24G)(22G,21G,22G)

OPPONENTS: (26G,44N,38G,29G,51G,48G,24G)(29G,45G)(37B)(24G)(54N,47G)(42G,30G,48G,37G)(40N,46G,29G)(55G,20G,51N)(24G,34G,29G,21G)(40N,53N,44G,23G,50G)(34G,35G)(49G,50N,38G)(46G)(46G,29G,46G,36G)

2006 DEFENSIVE STATS

(based on coaches' film review)

	TT	UT	A	S-YDS	I-YDS	PD	FF	FR
1 Wilson	113	88	25	1-5	0-0	6	1	0
2 Gold	101	77	24	0-0	0-0	4	1	0
3 Bailey	98	84	14	0-0	10-162	30	0	1
4 Lynch	97	64	33	0-0	0-0	5	2	1
5 Da. Williams	89	79	10	0-0	4-37	16	1	1
6 D.J. Williams	86	69	17	1-8	0-0	3	2	0
7 Myers	80	51	29	2-3	0-0	2	1	2
8 Ekuban	78	61	17	7-45.5	0-0	2	1	0
9 Foxworth	58	47	11	0-0	1-45	12	1	0
10 Engelberger	55	37	18	1-4	0-0	4	2	1
11 Lang	51	39	12	6-34	0-0	1	1	0
12 Warren	51	32	19	2.5-12	0-0	2	0	0
13 Veal	39	25	14	1.5-14	0-0	2	0	0
14 Ferguson	36	28	8	0-0	1-0	5	1	0
15 Chukwurah	20	11	9	4.5-20	0-0	1	0	0
16 Dumervil	19	15	4	8.5-56.5	0-0	0	2	3
17 Brandon	15	9	6	0-0	0-0	1	1	0
18 Paymah	14	14	0	0-0	0-0	2	0	0
19 Webster	13	7	6	0-0	0-0	0	0	0
20 Cox	11	10	1	0-0	1-0	5	0	1
21 Abdullah	4	3	1	0-0	0-0	0	0	0
22 Burns	2	1	1	0-0	0-0	0	0	0
Peterson	2	1	1	0-0	0-0	0	0	0
24 Burton	1	0	1	0-0	0-0	0	0	0
Green	1	1	0	0-0	0-0	0	0	0
TOTALS	1134	853	281	35-202	17-244	103	17	10

2006 GAMES STARTED

OFFENSE	DEFENSE
QB Cutler, Jay	5 DE Ekuban, Ebenezer
QB Plummer, Jake	11 DE Engelberger, John
RB Bell, Mike	3 DE Lang, Kenard
RB Bell, Tatum	13 DT Myers, Michael
FB Johnson, Kyle	7 DT Veal, Demetris
FB Sapp, Cecil	1 DT Warren, Gerard
WR Marshall, Brandon	1 LB Gold, Ian
WR Smith, Rod	16 LB Webster, Nate

2005 FINAL STATISTICS (13-3)

Head Coach: Mike Shanahan AFC West: 1st Home Stadium: INVESCO Field at Mile High

Date	W-L	Score	Opponent	Attendance	RUSHING	No.	Yds.	Avg.	Long	TD
Sept 11	L	10-34	at Miami	72,324	M. Anderson	239	1014	4.2	44t	12
Sept 18	W	20-17	San Diego	75,310	Bell	173	921	5.3	68	8
Sept 26	W	30-10	Kansas City	76,381	Dayne	53	270	5.1	55	1
Oct 2	W	20-7	at Jacksonville	66,045	Plummer	46	151	3.3	22	2
Oct 9	W	21-19	Washington	75,880	Lelie	5	84	16.8	39	0
Oct 16	W	28-20	New England	76,571	Van Pelt	11	48	4.4	11	1
Oct 23	L	23-24	at New York Giants	78,516	Sapp	5	21	4.2	10	0
Oct 30	W	49-21	Philadelphia	76,530	Adams	5	14	2.8	13	0
Nov 13	W	31-17	at Oakland	62,779	Johnson	4	9	2.3	4	1
Nov 20	W	27-0	New York Jets	76,255	Smith	1	7	7.0	7	0
Nov 24	W	24-21	at Dallas (OT)	63,273	BRONCOS	542	2539	4.7	68	25
Dec 4	L	27-31	at Kansas City	78,261	OPPONENTS	344	1363	4.0	61	20
Dec 11	W	12-10	Baltimore	75,651	RECEIVING	No.	Yds.	Avg.	Long	TD
Dec 17	W	28-17	at Buffalo	71,887	Smith	85	1105	13.0	72	6
Dec 24	W	22-3	Oakland	76,212	Lelie	42	770	18.3	56	1
Dec 31	W	23-7	at San Diego	65,513	Putzier	37	481	13.0	32	0
					Adams	21	203	9.7	21	0
					S. Alexander	21	170	8.1	15	1
					M. Anderson	18	212	11.8	66t	1
					Bell	18	104	5.8	14	0
					Johnson	17	160	9.4	33	5
					Devove	9	87	9.7	44t	1
					Dayne	3	17	5.7	7	0
					Duke	2	22	11.0	21	1
					Watts	2	22	11.0	12	0
					Sapp	2	17	8.5	12	0
					Carswell	2	3	1.5	2t	2
					BRONCOS	279	3373	12.1	72	18
					OPPONENTS	344	3833	11.1	91t	20

TEAM STATISTICS

	Den	Opp
TOTAL FIRST DOWNS	330	295
Rushing	145	82
Passing	162	183
Penalty	23	30
3RD DOWN: MADE/ATT	76/210	76/207
3rd Down Pct.	36.2	36.7
4TH DOWN: MADE/ATT	14/19	10/19
4th Down Pct.	73.7	52.6
POSSESSION AVG.	32:37	27:23
TOTAL NET YARDS	5766	5006
Avg. Per Game	360.4	312.9
Total Plays	1030	985
Avg. Per Play	5.6	5.1
NET YARDS RUSHING	2539	1363
Avg. Per Game	158.7	85.2
Total Rushes	542	344
NET YARDS PASSING	3227	3643
Avg. Per Game	201.7	227.7
Sacked/Yards Lost	23/146	28/190
Gross Yards	3373	3833
Att./Completions	465/279	613/344
Completion Pct.	60.0	56.1
Had Intercepted	7	20
PUNTS/AVERAGE	73/43.2	81/44.9
NET PUNTING AVG.	73/38.0	81/38.2
PENALTIES/YARDS	97/756	139/989
FUMBLES/BALL LOST	19/9	29/16
TOUCHDOWNS	46	31
Rushing	25	10
Passing	18	20
Returns	3	1

SCORE BY PERIODS

	1	2	3	4	OT	PTS
BRONCOS	81	143	83	85	3	395
OPPONENTS	44	61	37	116	0	258

SCORING

	TD	Ru	Pa	Ret	PAT	FG	S	PTS
Elam	0	0	0	0	43/44	24/32	0	115
M. Anderson	13	12	1	0	0	0	0	78
Bell	8	8	0	0	0	0	0	48
Johnson	6	1	5	0	0	0	0	36
Smith	6	0	6	0	0	0	0	36
Bailey	2	0	0	2	0	0	0	12
Carswell	2	0	2	0	0	0	0	12
Plummer	2	2	0	0	0	0	0	12
S. Alexander	1	0	1	0	0	0	0	6
Dayne	1	1	0	0	0	0	0	6
Devove	1	0	1	0	0	0	0	6
Duke	1	0	1	0	0	0	0	6
Lelie	1	0	1	0	0	0	0	6
Van Pelt	1	1	0	0	0	0	0	6
Da. Williams	1	0	0	1	0	0	0	6
Putzier	0	0	0	0	0	0	0	2
Veal	0	0	0	0	0	0	0	2
BRONCOS	46	25	18	3	43/44	24/32	1	395
OPPONENTS	31	10	20	3	30/30	14/18	0	258

2-PT. CONVERSIONS: Putzier, BRONCOS 1-2, OPPONENTS 0-1

SACKS: Ekuban 4.0, Lynch 4.0, Pryce 4.0, Gold 3.0, Warren 3.0, Wilson 3.0, Brown 2.0, Coleman 1.0, M. Myers 1.0, Veal 1.0, Da. Williams 1.0, (group) 1.0, BRONCOS 28.0, OPPONENTS 23.0

PASSING	Att.	Comp.	Yds.	Comp.%	Yds/Att.	TD	TD%	Int	Int%	Long	Sack/Lost	Rating
Plummer	456	277	3366	60.7	7.38	18	3.9	7	1.5	72	22/135	90.2
Van Pelt	8	2	7	25.0	0.88	0	0.0	0	0.0	5	0/0	39.6
Smith	1	0	0	0.0	0.00	0	0.0	0	0.0	0	1/1	39.6
BRONCOS	465	279	3373	60.0	7.25	18	3.9	7	1.5	72	23/146	88.9
OPPONENTS	613	344	3833	56.1	6.25	20	3.3	20	3.3	91t	28/190	72.2

2005 DEFENSIVE STATS

(based on coaches' film review)

	TT	UT	A	S-YDS	1-YDS	PD	FF	FR
1 Gold	106	81	25	3-17	0-0	5	4	2
2 Wilson	90	72	18	3-12	0-0	9	2	1
3 Ferguson	81	62	19	0-0	5-59	12	2	1
4 Bailey	72	62	10	0-0	8-139	28	2	0
5 Lynch	69	47	22	4-41	2-2	8	4	0
6 D.J. Williams	68	44	24	0-0	0-0	5	1	0
7 Foxworth	66	59	7	0-0	2-23	18	1	1
8 Da. Williams	58	52	6	1-8	2-108	12	1	1
9 Myers	50	28	22	1-10	0-0	2	0	1
10 Warren	42	22	20	3-25	0-0	3	1	0
11 Ekuban	41	28	13	4-21	0-0	2	0	1
Pryce	41	35	6	4-22	0-0	1	1	0
13 Brown	38	30	8	2-14	0-0	1	0	2
14 Veal	33	23	10	1-14	0-0	0	0	1
15 Engelberger	24	17	7	0-0	0-0	0	0	0
16 Brandon	20	13	7	0-0	0-0	3	0	1
17 Walls	16	16	0	0-0	0-0	6	1	0
18 Cox	11	9	2	0-0	1-48	5	0	0
19 Coleman	10	6	4	1-6	0-0	1	0	0
20 Paymah	3	2	1	0-0	0-0	0	0	0
21 Burns	2	0	2	0-0	0-0	0	0	0
Chukwurah	2	1	1	0-0	0-0	0	0	0
Pope	2	2	0	0-0	0-0	0	0	0
24 Team	0	0	0	1-0	0-0	0	0	0
TOTALS	945	711	234	28-190	20-379	121	20	12

2005 GAMES STARTED

OFFENSE		DEFENSE	
QB Plummer, Jake	16	DE Brown, Courtney	13
RB Anderson, Mike	15	DE Ekuban, Ebenezer	4
RB Bell, Tatum	1	DE Pryce, Trevor	16
FB Johnson, Kyle	14	DT Myers, Michael	15
WR Adams, Charlie	2	DT Warren, Gerard	16
WR Lelie, Ashley	13	LB Burns, Keith	1
WR Smith, Rod	16	LB Gold, Ian	16
TE Alexander, Stephen	15	LB Williams, D.J.	14
TE Putzier, Jeb	4	LB Wilson, Al	15
C Nalen, Tom	16	CB Bailey, Champ	14
T Foster, George	16	CB Foxworth, Mononique	7
T Lepsis, Matt	16	CB Walls, Lenny	3
G Carlisle, Cooper	16	CB Williams, Darrent	9
G Hamilton, Ben	16	S Cox, Curume	16
		S Ferguson, Nick	1
		S Lynch, John	16

2005 COACHES

Mike Shanahan (Head Coach), Gary Kubiak (Offensive Coordinator), Larry Coyer (Defensive Coordinator), Ronnie Bradford (Special Teams), Tim Brewster (Tight Ends), Jacob Burney (Defensive Line/Ends), Troy Calhoun (Asst. to Head Coach), Rick Dennison (Offensive Line), Kirk Doll (Linebackers), Thomas McGaughey (Special Teams Asst.), Pat McPherson (Quarterbacks), Andre Patterson (Defensive Line/Tackles), Jim Ryan (Defensive Asst.), Greg Saporta (Asst. Strength & Conditioning), Bob Slowik (Defensive Backs), Ryan Slowik (Defensive Asst.), Cedric Smith (Asst. Strength & Conditioning), Jimmy Spencer (Asst. Defensive Backs), Bobby Turner (Running Backs), Rich Tuten (Strength & Conditioning), Steve Watson (Wide Receivers).

2005 LEADERS / RANKINGS

INDIVIDUAL	PLAYER	NO.	AFC RANK	NFL RANK	NFL LEADER	NO.
Points	Elam	115	7	12	Alexander (SEA)	168
Rushing Yards	Anderson	1,014	9	16	Alexander (SEA)	1,880
Passing Yards	Plummer	3,366	7	12	Brady (NE)	4,110
Passer Rating	Plummer	90.2	5	7	Manning (IND)	104.1
Receiving Yards	Smith	1,105	4	13	Smith (CAR)	1,563
Receptions	Smith	85	4	9	Smith (CAR)/Rogers (ARI)	103
Interceptions	Bailey	8	3	4t	Law (NYJ)/Neal (CIN)	10
Sacks	Three Players	4	40t	78t	Burgess (OAK)	16.0

OFFENSE	NO.	AFC RANK	NFL RANK	NFL LEADER	NO.
Points Per Game	24.7	5	7	Seattle	28.3
Total Yards Per Game	360.4	3	5	Kansas City	387.0
Yards Per Play	5.6	4	5	Kansas City	5.8
Rushing Yards Per Game	158.7	1	2	Atlanta	159.1
Net Passing Yards Per Game	201.7	9	18	Arizona	277.3

DEFENSE	NO.	AFC RANK	NFL RANK	NFL LEADER	NO.
Points Per Game	16.1	2t	3t	Chicago	12.6
Total Yards Per Game	312.9	7	15	Tampa Bay	277.8
Yards Per Play	5.1	8	18	Chicago	4.4
Rushing Yards Per Game	85.2	2	2	San Diego	84.3
Net Passing Yards Per Game	227.7	14	29	Green Bay	167.5

2004 FINAL STATISTICS (10-6)

Head Coach: Mike Shanahan AFC West: 2nd Home Stadium: INVESCO Field at Mile High

Date	W-L	Score	Opponent	Attendance
Sept 12	W	34-24	Kansas City	75,939
Sept 19	L	6-7	at Jacksonville	69,127
Sept 26	W	23-13	San Diego	74,533
Oct 3	W	16-13	at Tampa Bay	65,341
Oct 10	W	20-17	Carolina	75,072
Oct 17	W	31-3	at Oakland	62,507
Oct 25	L	10-23	at Cincinnati	65,806
Oct 31	L	28-41	Atlanta	75,083
Nov 7	W	31-13	Houston	74,292
Nov 21	W	34-13	at New Orleans	64,900
Nov 28	L	24-25	Oakland	75,936
Dec 5	L	17-20	at San Diego	65,395
Dec 12	W	20-17	Miami	75,027
Dec 19	L	17-45	at Kansas City	77,702
Dec 25	W	37-16	at Tennessee	68,809
Jan 2	W	33-14	Indianapolis	75,149

TEAM STATISTICS	Den	Opp
TOTAL FIRST DOWNS	351	235
Rushing	127	83
Passing	184	130
Penalty	40	22
3RD DOWN: MADE/ATT	78/206	65/209
3rd Down Pct.	37.9	31.1
4TH DOWN: MADE/ATT	7/14	5/14
4th Down Pct.	50.0	35.7
POSSESSION AVG.	32:38	27:23
TOTAL NET YARDS	6332	4459
Avg. Per Game	395.8	278.7
Total Plays	1070	918
Avg. Per Play	5.9	4.9
NET YARDS RUSHING	2333	1512
Avg. Per Game	145.8	94.5
Total Rushes	534	396
NET YARDS PASSING	3999	2947
Avg. Per Game	249.9	184.2
Sacked/Yards Lost	15/90	38/266
Gross Yards	4089	3213
Att./Completions	521/303	484/272
Completion Pct.	58.2	56.2
Had Intercepted	20	12
PUNTS/AVERAGE	70/40.5	95/44.7
NET PUNTING AVG.	70/34.3	95/38.2
PENALTIES/YARDS	93/88.0	120/106.2
FUMBLES/BALL LOST	23/9	24/8
TOUCHDOWNS	42	35
Rushing	13	16
Passing	27	17
Returns	2	2

SCORE BY PERIODS	1	2	3	4	OT	PTS
BRONCOS	102	138	50	91	0	381
OPPONENTS	68	121	67	48	0	304

SCORING	TD	Ru	Pa	Ret	PAT	FG	S	PTS
Elam	0	0	0	0	42/42	29/34	0	129
Droughns	8	6	2	0	0	0	0	48
Lelie	7	0	7	0	0	0	0	42
Smith	7	0	7	0	0	0	0	42
Hape	4	0	4	0	0	0	0	24
Bell	3	3	0	0	0	0	0	18
Griffin	3	2	1	0	0	0	0	18
K. Johnson	2	0	2	0	0	0	0	12
Putzier	2	0	2	0	0	0	0	12
Carswell	1	0	1	0	0	0	0	6
Hearst	1	1	0	0	0	0	0	6
E. Johnson	1	0	0	1	0	0	0	6
Plummer	1	1	0	0	0	0	0	6
Watts	1	0	1	0	0	0	0	6
Wilson	1	0	0	1	0	0	0	6
BRONCOS	42	13	27	2	42/42	29/34	0	381
OPPONENTS	35	16	17	2	31/32	21/26	0	304

2-PT. CONVERSIONS: BRONCOS 0-0, OPPONENTS 0-3

SACKS: Hayward 10.5, E. Johnson 3.0, Palepoi LG 3.0, Palepoi TM 3.0, Coleman 2.5, Fatafeh 2.5, Wilson 2.5, Ellis 2.0, K. Kennedy 2.0, Lynch 2.0, Williams 2.0, Chukwurah 1.0, Herndon 1.0, R. Johnson 1.0, Middlebrooks 1.0, Pope 1.0, Spragan 1.0, BRONCOS 38.0, OPPONENTS 15.0

PASSING	Att.	Comp.	Yds.	Comp.%	Yds/Att.	TD	TD%	Int	Int%	Long	Sack/Lost	Rating
Plummer	521	303	4089	58.2	7.85	27	5.2	20	3.8	85t	15/90	84.5
BRONCOS	521	303	4089	58.2	7.85	27	5.2	20	3.8	85t	15/90	84.5
OPPONENTS	484	272	3213	56.2	6.64	17	3.5	12	2.5	71t	38/266	78.0

RUSHING	No.	Yds.	Avg.	Long	TD
Droughns	275	1240	4.5	51t	6
Bell	75	396	5.3	29	3
Griffin	85	311	3.7	47t	2
Plummer	62	202	3.3	22	1
Hearst	20	81	4.1	11	1
Smith	5	33	6.6	14	0
Watts	5	33	6.6	10	0
Sapp	4	32	8.0	18	0
Lelie	3	5	1.7	8	0
BRONCOS	534	2333	4.4	51t	13
OPPONENTS	396	1512	3.8	44	16

RECEIVING	No.	Yds.	Avg.	Long	TD
Smith	79	1144	14.5	85t	7
Lelie	54	1084	20.1	58	7
Putzier	36	572	15.9	39	2
Droughns	32	241	7.5	23	2
Watts	31	385	12.4	28	1
Carswell	22	198	9.0	20	1
Griffin	10	68	6.8	22	1
K. Johnson	9	126	14.0	31	2
Jackson	8	73	9.1	20	0
Hape	8	35	4.4	11	4
Luke	6	52	8.7	12	0
Bell	5	80	16.0	58	0
Hearst	2	20	10.0	15	0
Bailey	1	11	11.0	11	0
BRONCOS	303	4089	13.5	85t	27
OPPONENTS	272	3213	11.8	71t	17

INTERCEPTIONS	No.	Yds.	Avg.	Long	TD
Bailey	3	0	0.0	0	0
Herndon	2	17	8.5	15	0
Wilson	2	17	8.5	10	1
Hayward	1	76	76.0	76	0
E. Johnson	1	32	32.0	32t	1
K. Kennedy	1	21	21.0	21	0
Williams	1	10	10.0	10	0
Lynch	1	2	2.0	2	0
BRONCOS	12	175	14.6	76	2
OPPONENTS	20	344	17.2	97	1

PUNTING	No.	Yds.	Avg.	Net	TB	In20	Long	B
Knorr	54	2243	41.5	34.2	6	12	66	1
Baker LG	24	931	38.8	31.6	1	10	52	0
Baker TM	15	591	39.4	34.4	1	7	48	0
BRONCOS	70	2834	40.5	34.3	7	19	66	1
OPPONENTS	95	4250	44.7	38.2	11	36	65	0

PUNT RETURNS	No.	FC	Yds.	Avg.	Long	TD
Smith	22	8	223	10.1	30	0
Luke	19	1	135	7.1	21	0
Adams	12	1	42	21.0	39	0
BRONCOS	43	17	400	9.3	39	0
OPPONENTS	32	11	295	9.2	50	0

KICKOFF RETURNS	No.	Yds.	Avg.	Long	TD
R. Alexander	19	386	20.3	32	0
Luke	15	306	20.4	32	0
Droughns	14	344	24.6	48	0
Griffin	4	52	13.0	21	0
Sapp	1	34	34.0	34	0
BRONCOS	53	1122	21.2	48	0
OPPONENTS	68	1635	24.0	97t	1

FIELD GOALS	1-19	20-29	30-39	40-49	50+
Elam	0/0	10/10	7/8	9/12	3/4
BRONCOS	0/0	10/10	7/8	9/12	3/4
OPPONENTS	0/0	6/6	7/8	3/5	5/7

ELAM: (43G,45G)(44G,22G,51N)(22G,23G,43G)(49G,50G,23G)(32G,33G)(33G,49N,29G)(52G)(48G,34G)(32G,43B)(43N,31G)(20G,50G)(27G)(22G,34N,22G,30G)(45G,23G,40G,40G)

OPPONENTS: (58N,50G)(23G,51G)(28G,30G)(53G,52N)(35G)(53G,34G,35G)(24G,43G,49N)(37N)(24G,36G)(48N)(23G,23G)(32G)(39G)(44G,43G,50G)

2004 DEFENSIVE STATS

(based on coaches' film review)

	TT	UT	A	S-YDS	I-YDS	PD	FF	FR
1 Williams	114	82	32	2-13	1-10	9	1	0
2 Wilson	109	73	36	2.5-20	2-17	4	2	0
3 Kennedy	90	73	17	2-15	1-21	6	2	1
4 Bailey	84	74	10	0-0	3-0	13	0	0
5 Herndon	77	64	13	1-5	2-17	20	3	1
6 Lynch	76	56	20	2-17	1-2	10	3	0
7 Spragan	65	40	25	1-1	0-0	3	1	1
8 Hayward	60	45	15	10.5-73.5	1-76	5	1	1
9 Coleman	46	29	17	2.5-14.5	0-0	1	1	1
10 Fatafeh	31	20	11	2.5-22	0-0	1	0	1
11 Pope	30	22	8	1-2	0-0	1	0	0
12 Palepoi	25	17	8	3-19	0-0	3	0	0
13 E. Johnson	24	16	8	3-26	1-32	1	0	0
14 Walls	21	18	3	0-0	0-0	2	1	0
15 R. Johnson	18	11	7	1-12	0-0	2	1	0
16 Middlebrooks	17	16	1	1-3	0-0	10	0	1
17 Ferguson	16	15	1	0-0	0-0	1	0	0
18 Ellis	6	6	0	2-11	0-0	0	0	0
R. Alexander	6	5	1	0-0	0-0	0	0	0
20 Chukwurah	4	3	1	1-12	0-0	1	1	0
21 Holland	2	2	0	0-0	0-0	1	0	0
Pryce	2	2	0	0-0	0-0	1	0	0
Pierce	2	0	2	0-0	0-0	0	0	0
TOTALS	925	689	236	38-266	12-175	95	17	7

2004 GAMES STARTED

OFFENSE	DEFENSE	
QB Plummer, Jake	16 DE Coleman, Marco	16
RB Droughns, Reuben	15 DE Hayward, Reggie	15
RB Griffin, Quentin	4 DE Johnson, Raylee	1
FB Johnson, Kyle	3 DE Pryce, Trevor	1
WR Lelie, Ashley	16 DT Fatafeh, Mario	16
WR Smith, Rod	16 DT Pope, Monsanto	15
WR Watts, Darius	2 LB Spragan, Donnie	14
TE Carswell, Dwayne	14 LB Williams, D.J.	14
TE Hape, Patrick	5 LB Wilson, Al	16
TE Putzier, Jeb	5 CB Alexander, Roc	1
C Nalen, Tom	16 CB Bailey, Champ	16
T Foster, George	16 CB Herndon, Kelly	16
T Lepsis, Matt	16 CB Middlebrooks, Willie	2
G Neil, Dan	12 CB Walls, Lenny	1
G Hamilton, Ben	16 S Ferguson, Nick	1
G Carlisle, Cooper	3 S Kennedy, Kenoy	16
	S Lynch, John	15

2004 COACHES

Mike Shanahan (Head Coach), Gary Kubiak (Offensive Coordinator), Larry Coyer (Defensive Coordinator), Ronnie Bradford (Special Teams), Jacob Burney (Defensive Line), Troy Calhoun (Offensive Asst./Special Teams), Rick Dennison (Offensive Line), Kirk Doll (Assistant Defensive Backs), David Gibbs (Defensive Backs - through 11/0), Pat McPherson (Quarterbacks), Keith Millard (Asst. Defensive Line/Pass Rush Specialist), Brian Pariani (Tight Ends), Greg Saporta (Asst. Strength & Conditioning), Cedric Smith (Asst. Strength & Conditioning), Jimmy Spencer (Defensive Backs), Bobby Turner (Running Backs), Rich Tuten (Strength & Conditioning), Steve Watson (Wide Receivers).

2004 LEADERS / RANKINGS

INDIVIDUAL	PLAYER	NO.	AFC RANK	NFL RANK	NFL LEADER	NO.
Points	Elam	129	2	2	Vinateri (NE)	141
Rushing Yards	Droughns	1,240	6	9	Martin (NYJ)	1,679
Passing Yards	Plummer	4,089	3	4	Culpepper (MIN)	4,717
Passer Rating	Plummer	84.5	8	15	Manning (IND)	121.1
Receiving Yards	Smith	1,144	7	16	Muhammad (CAR)	1,405
Receptions	Smith	79	9	20t	Mason (TEN)	92
Interceptions	Bailey	3	26t	48t	Reed (BAL)	9
Sacks	Hayward	10.5	3t	13t	Freney (IND)	16.0

OFFENSE	NO.	AFC RANK	NFL RANK	NFL LEADER	NO.
Points Per Game	23.8	6	9	Indianapolis	32.6
Total Yards Per Game	395.8	3	5	Kansas City	418.4
Yards Per Play	5.9	3	5t	Indianapolis	6.7
Rushing Yards Per Game	145.8	3	4	Atlanta	167.0
Net Passing Yards Per Game	249.8	3	6	Indianapolis	288.9

DEFENSE	NO.	AFC RANK	NFL RANK	NFL LEADER	NO.
Points Per Game	18.6	7	10	Pittsburgh	14.6
Total Yards Per Game	278.7	3	4	Pittsburgh	258.4
Yards Per Play	4.9	5	7	Buffalo	4.3
Rushing Yards Per Game	94.3	3	4	Pittsburgh	81.2
Net Passing Yards Per Game					

2003 FINAL STATISTICS (10-6)

Head Coach: Mike Shanahan AFC West: 2nd Home Stadium: INVESCO Field at Mile High

Date	W-L	Score	Opponent	Attendance
Sept 7	W	30-10	at Cincinnati	63,820
Sept 14	W	37-13	at San Diego	65,445
Sept 22	W	31-10	Oakland	76,753
Sept 28	W	20-16	Detroit	75,719
Oct 5	L	23-24	at Kansas City	78,903
Oct 12	W	17-14	Pittsburgh	75,974
Oct 19	L	20-28	at Minnesota	64,381
Oct 26	L	6-26	at Baltimore	69,721
Nov 3	L	26-30	New England	76,203
Nov 16	W	37-8	San Diego	75,217
Nov 23	L	10-19	Chicago	75,540
Nov 30	W	22-8	at Oakland	57,201
Dec 7	W	45-27	Kansas City	76,403
Dec 14	W	23-20	Cleveland (OT)	75,358
Dec 21	W	31-17	at Indianapolis	57,149
Dec 28	L	3-31	at Green Bay	70,299

TEAM STATISTICS		Den	Opp
TOTAL FIRST DOWNS			
Rushing		133	77
Passing		162	141
Penalty		39	23
3RD DOWN: MADE/ATT			
		82/211	61/207
3rd Down Pct.		38.9	29.5
4TH DOWN: MADE/ATT			
		23/13	12/25
4th Down Pct.		45.0	48.0
POSSESSION AVG.			
		32:53	26:07
TOTAL NET YARDS			
		5598	4433
Avg. Per Game		349.9	277.1
Total Plays		1047	910
Avg. Per Play		5.3	4.9
NET YARDS RUSHING			
		2629	1605
Avg. Per Game		164.3	100.3
Total Rushes		543	379
NET YARDS PASSING			
		2969	2828
Avg. Per Game		185.6	176.8
Sacked/Yards Lost		25/157	36/221
Gross Yards		3126	3049
Att./Completions		479/280	495/265
Completion Pct.		58.5	53.5
Had Intercepted		18	9
PUNTS/AVERAGE			
		70/42.0	85/43.1
NET PUNTING AVG.			
		70/32.2	85/35.5
PENALTIES/YARDS			
		107/92.2	137/103.1
FUMBLES/BALL LOST			
		24/6	27/11
TOUCHDOWNS			
Rushing		20	11
Passing		19	17
Returns		3	4

SCORE BY PERIODS	1	2	3	4	OT	PTS
BRONCOS	110	122	74	72	3	381
OPPONENTS	63	87	45	106	0	301

SCORING	TD	Ru	Pa	Ret	PAT	FG	S	PTS
Elam	0	0	0	0	39/39	27/31	0	120
Portis	14	14	0	0	0	0	0	86
Sharpe	8	0	8	0	0	0	0	48
Anderson	5	3	2	0	0	0	0	30
Smith	4	0	3	1	0	0	0	24
Plummer	3	3	0	0	0	0	0	18
Droughns	2	0	2	0	0	0	0	12
Lelie	2	0	2	0	0	0	0	12
Carlisle	1	0	1	0	0	0	0	6
Carswell	1	0	1	0	0	0	0	6
Gold	1	0	0	1	0	0	0	6
O'Neal	1	0	0	1	0	0	0	6
Knorr	0	0	0	0	2/2	1/1	0	5
TEAM	0	0	0	0	0/0	0/0	1	2
BRONCOS	42	20	19	3	41/41	28/32	1	381
OPPONENTS	32	11	17	4	28/29	25/28	1	301

2-PT. CONVERSIONS: Portis, BRONCOS 1-1, OPPONENTS 2-3

SACKS: Berry 11.5, Hayward 8.5, Pryce 8.5, Fatafahi 2.5, Ferguson 1.0, Kennedy 1.0, Pope 1.0, Wilson 1.0, Team 1.0, BRONCOS 36.0, OPPONENTS 25.0

PASSING	Att.	Comp.	Yds.	Comp. %	Yds/Att.	TD	TD%	Int	Int%	Long	Sack/Lost	Rating
Plummer	302	189	2182	62.6	7.23	15	5.0	7	2.3	60	14/73	91.2
Kanell	103	53	442	51.5	4.29	2	1.9	5	4.9	26	2/24	49.1
Beuerlein	63	33	389	52.4	6.17	2	3.2	5	7.9	38	9/60	49.0
J. Jackson	9	4	41	44.4	4.56	0	0.0	1	11.1	16	0/0	18.5
Knorr	1	0	0	0.0	0.00	0	0.0	0	0.0	0	0/0	39.6
Smith	1	1	72	100.0	72.00	0	0.0	0	0.0	72	0/0	118.8
BRONCOS	479	280	3126	58.5	6.53	19	4.0	18	3.8	72	25/157	75.6
OPPONENTS	495	265	3049	53.5	6.16	17	3.4	9	1.8	66t	36/221	76.2

RUSHING	No.	Yds.	Avg.	Long	TD
Portis	290	1591	5.5	65t	14
Griffin	84	345	4.1	23	0
Anderson	70	257	3.7	44	0
Plummer	37	205	5.5	40	3
Smith	10	98	9.8	26	0
Lelie	8	43	5.4	13	0
Sapp	12	31	2.6	5	0
Droughns	6	14	2.3	12	0
Beuerlein	5	13	2.6	7	0
Madise	1	10	10.0	10	0
Jackson	1	9	9.0	9	0
Cole	2	8	4.0	8	0
Kanell	6	5	0.8	9	0
O'Neal	1	0	0.0	0	0
BRONCOS	543	2629	4.8	65t	20
OPPONENTS	379	1605	4.2	98t	11

RECEIVING	No.	Yds.	Avg.	Long	TD
Smith	74	845	11.4	38	3
Sharpe	62	770	12.4	28	8
Portis	38	314	8.3	72	0
Lelie	37	628	17.0	60	2
McCaffrey	19	195	10.3	23	0
Anderson	12	53	4.4	18	2
Droughns	9	87	9.7	15	2
Griffin	8	61	7.6	24	0
D. Carswell	6	53	8.8	19	1
Putzier	4	34	8.5	13	0
Cole	3	36	12.0	18	0
Hape	3	30	10.0	12	0
Madise	2	10	5.0	5	0
O'Neal	2	4	2.0	3	0
Carlisle	1	6	6.0	6t	1
BRONCOS	280	3126	11.2	72	19
OPPONENTS	265	3049	11.5	66t	17

INTERCEPTIONS	No.	Yds.	Avg.	Long	TD
K. Herndon	3	19	6.3	16	0
Gold	2	14	7.0	12t	1
O'Neal	1	6	6.0	6	0
Brandon	1	0	0.0	0	0
Kennedy	1	0	0.0	0	0
Walls	1	0	0.0	0	0
BRONCOS	9	39	4.3	16	1
OPPONENTS	18	319	17.7	41	2

PUNTING	No.	Yds.	Avg.	Net	TB	In20	Long	B
Knorr	68	2937	43.2	32.2	6	14	62	2
BRONCOS	70	2937	42.0	32.2	6	14	62	2
OPPONENTS	85	3663	43.1	35.5	10	19	64	1

PUNT RETURNS	No.	FC	Yds.	Avg.	Long	TD
O'Neal	33	10	315	9.5	57t	1
Smith	6	8	127	21.2	65t	1
BRONCOS	39	18	442	11.3	65t	2
OPPONENTS	46	5	560	12.2	93t	1

KICKOFF RETURNS	No.	Yds.	Avg.	Long	TD
Cole	30	714	23.8	34	0
Droughns	12	293	24.4	36	0
O'Neal	8	128	16.0	24	0
Madise	5	137	27.4	83	0
Anderson	2	14	7.0	14	0
Fatafahi	1	0	0.0	0	0
Putzier	1	16	16.0	16	0
BRONCOS	59	1302	22.1	83	0
OPPONENTS	73	1679	23.0	63	0

FIELD GOALS	1-19	20-29	30-39	40-49	50+
Elam	0/0	10/11	6/6	9/11	2/3
Knorr	0/0	1/1	0/0	0/0	0/0
BRONCOS	0/0	11/12	6/6	9/11	2/3
OPPONENTS	1/1	10/10	4/5	8/10	2/2

ELAM: (51G,27G,39G)(30G,45G,34G)(20G)(37G,41G)(48G,29G,21G,53N)(47G)(46G,46G)(28G,22G)(44N,43G)(42G,22G,29N)(40N,25G)(47G)(51G,36G,25G)(24G)(31G) **KNORR:** (0)(0)(0)(0)(0)(27G)(0)(0)(0)(0)

OPPONENTS: (26G)(19G,25G)(41G)(53G)(23G)(24G,26G)(45N,25G,39G,22G,29G)(40G,46G,28G)(0)(33G,23G,54G,47G)(46G,48G)(0)(38N,39G,48G)(40G)(33G,40N)

PASSING	Att.	Comp.	Yds.	Comp. %	Yds/Att.	TD	TD%	Int	Int%	Long	Sack/Lost	Rating
Plummer	302	189	2182	62.6	7.23	15	5.0	7	2.3	60	14/73	91.2
Kanell	103	53	442	51.5	4.29	2	1.9	5	4.9	26	2/24	49.1
Beuerlein	63	33	389	52.4	6.17	2	3.2	5	7.9	38	9/60	49.0
J. Jackson	9	4	41	44.4	4.56	0	0.0	1	11.1	16	0/0	18.5
Knorr	1	0	0	0.0	0.00	0	0.0	0	0.0	0	0/0	39.6
Smith	1	1	72	100.0	72.00	0	0.0	0	0.0	72	0/0	118.8
BRONCOS	479	280	3126	58.5	6.53	19	4.0	18	3.8	72	25/157	75.6
OPPONENTS	495	265	3049	53.5	6.16	17	3.4	9	1.8	66t	36/221	76.2

2003 DEFENSIVE STATS

(based on coaches' film review)

	TT	UT	A	S-YDS	I-YDS	PD	FF	FR
1 Wilson	128	99	29	1-5	0-0	7	0	2
2 K. Herndon	78	65	13	0-0	3-19	14	2	0
3 Spragan	76	56	20	0-0	0-0	6	0	1
4 Ferguson	72	58	14	1-13	0-0	3	2	0
5 Walls	68	58	10	0-0	1-0	20	1	1
6 Kennedy	65	51	14	1-0	1-0	11	1	2
Berry	65	40	25	11.5-52	0-0	4	3	1
8 Sykes	64	49	15	0-0	0-0	0	1	0
9 Brandon	57	44	13	0-0	1-0	6	0	0
10 Pryce	51	41	10	8.5-58.5	0-0	0	2	1
11 Mobley	46	32	14	0-0	0-0	3	0	0
12 Hayward								

2002 FINAL STATISTICS (9-7)

Head Coach: Mike Shanahan AFC West: 2nd Home Stadium: INVESCO Field at Mile High

Date	W-L	Score	Opponent	Attendance	RUSHING	No.	Yds.	Avg.	Long	TD
Sept 8	W	23-16	St. Louis	75,710	Portis	273	1508	5.5	59	15
Sept 15	W	24-14	at San Francisco	67,685	Anderson	84	386	4.6	32	2
Sept 22	W	28-23	Buffalo	75,359	Gary	37	147	4.0	26	1
Sept 30	L	23-34	at Baltimore	69,538	Griese	37	107	2.9	13	1
Oct 6	W	26-9	San Diego	75,065	Lelie	4	40	10.0	24	0
Oct 13	L	22-24	Miami	75,941	Montgomery	4	27	6.8	28	0
Oct 20	W	37-34	at Kansas City (OT)	78,446	McCaffrey	2	22	11.0	17	0
Oct 27	W	24-16	at New England	68,436	Droughns	4	11	2.8	9	1
Nov 11	L	10-34	Oakland	76,643	Beuerlein	5	9	1.8	8	1
Nov 17	W	31-9	at Seattle	65,495	R. Smith	6	9	1.5	9	0
Nov 24	L	20-23	Indianapolis (OT)	75,075	Rouen TM	1	0	0.0	0	0
Dec 1	L	27-30	at San Diego (OT)	66,357	Knorr LG	1	-10	-10.0	-10	0
Dec 8	L	13-19	at New York Jets	78,521	BRONCOS	457	2266	5.0	59	21
Dec 15	W	31-24	Kansas City	75,947	OPPONENTS	379	1489	3.9	76	21
Dec 22	L	16-28	at Oakland	62,592	RECEIVING	No.	Yds.	Avg.	Long	TD
Dec 29	W	37-7	Arizona	75,164	R. Smith	89	1027	11.5	46	5

TEAM STATISTICS	Den	Opp
TOTAL FIRST DOWNS	357	298
Rushing	125	100
Passing	199	176
Penalty	33	22
3RD DOWN: MADE/ATT	77/202	97/220
3rd Down Pct.	38.1	44.1
4TH DOWN: MADE/ATT	16/23	3/6
4th Down Pct.	69.6	50.0
POSSESSION AVG.	30:29	29:31
TOTAL NET YARDS	6090	4826
Avg. Per Game	380.6	301.6
Total Plays	1057	985
Avg. Per Play	5.8	4.9
NET YARDS RUSHING	2266	1489
Avg. Per Game	141.6	93.1
Total Rushes	457	379
NET YARDS PASSING	3824	3337
Avg. Per Game	239.0	208.6
Sacked/Yards Lost	46/315	40/251
Gross Yards	4139	3588
Att./Completions	554/359	566/360
Completion Pct.	64.8	63.6
Had Intercepted	20	9
PUNTS/AVERAGE	55/39.0	77/40.9
NET PUNTING AVG.	55/32.8	77/34.8
PENALTIES/YARDS	104/877	99/829
FUMBLES/BALL LOST	21/7	23/13
TOUCHDOWNS	45	39
Rushing	21	21
Passing	21	15
Returns	3	3

SCORE BY PERIODS	1	2	3	4	OT	PTS
BRONCOS	70	93	93	133	3	392
OPPONENTS	34	126	76	102	6	344

SCORING	TD	Ru	Pa	Ret	PAT	FG	S	PTS
Elam	0	0	0	0	42/43	26/36	0	120
Portis	17	15	2	0	0/0	0/0	0	102
R. Smith	5	0	5	0	0/0	0/0	0	30
Anderson	4	2	2	0	0/0	0/0	0	24
Sharpe	3	0	3	0	0/0	0/0	0	18
Droughns	2	1	1	0	0/0	0/0	0	12
Hape	2	0	2	0	0/0	0/0	0	12
Lelie	2	0	2	0	0/0	0/0	0	12
McCaffrey	2	0	2	0	0/0	0/0	0	12
O'Neal	2	0	2	0	0/0	0/0	0	12
Beuerlein	1	1	0	0	0/0	0/0	0	6
Carswell	1	0	1	0	0/0	0/0	0	6
Gary	1	1	0	0	0/0	0/0	0	6
Griese	1	1	0	0	0/0	0/0	0	6
McGlockton	1	0	1	0	0/0	0/0	0	6
Montgomery	1	0	1	0	0/0	0/0	0	6
TEAM	0	0	0	0	0/0	0/0	1	2
BRONCOS	45	21	21	3	42/43	26/36	1	392
OPPONENTS	39	21	15	3	33/34	25/32	0	344

NET YARDS RUSHING	No.	Yds.	Avg.	Long	TD
O'Neal	5	70	14.0	28T	2
Reagor	1	31	31.0	31	0
Walker	1	8	8.0	8	0
K. Herndon	1	0	0.0	0	0
Washington	1	-2	-2.0	-2	0
Sacked/Yards Lost	9	107	11.9	31	2
BRONCOS	20	310	15.5	98T	2
OPPONENTS	20	310	15.5	98T	2

NET YARDS PASSING	No.	Yds.	Avg.	Long	TD
Knorr LG	71	2834	39.9	34.8	6
Knorr TM	24	906	37.8	34.1	2
Rouen TM	29	1239	42.7	31.7	4
BRONCOS	55	2145	39.0	32.8	6
OPPONENTS	77	3153	40.9	34.8	10

PUNTING	No.	Yds.	Avg.	Net	TB	In20	Long	B
Knorr LG	71	2834	39.9	34.8	6	19	59	0
Knorr TM	24	906	37.8	34.1	2	8	59	0
Rouen TM	29	1239	42.7	31.7	4	6	63	2
BRONCOS	55	2145	39.0	32.8	6	14	63	2
OPPONENTS	77	3153	40.9	34.8	10	23	70	2

PUNT RETURNS	No.	FC	Yds.	Avg.	Long	TD
O'Neal	30	7	251	8.4	53	0
Poole	4	0	24	6.0	16	0
BRONCOS	34	7	275	8.1	53	0
OPPONENTS	23	10	223	9.7	40	0

KICKOFF RETURNS	No.	Yds.	Avg.	Long	TD
Droughns	20	516	25.8	53	0
Kasper TM	15	393	26.2	56	0
Montgomery	15	370	24.7	40	0
Reagor	4	74	18.5	25	0
Anderson	2	39	19.5	23	0
Carswell	2	14	7.0	14	0
Coleman	1	6	6.0	6	0
Gary	1	13	13.0	13	0
Hape	1	16	16.0	16	0
O'Neal	1	15	15.0	15	0
BRONCOS	62	1456	23.5	56	0
OPPONENTS	81	1781	22.0	66	0

FIELD GOALS	1-19	20-29	30-39	40-49	50+
Elam	1/1	9/9	7/9	5/11	4/6
BRONCOS	1/1	9/9	7/9	5/11	4/6
OPPONENTS	0/0	8/8	5/7	8/13	4/4

ELAM: (41G,34G,32G)(28G)(49N)(40G,57N,44N)(36G,43B)(33G,52G,23G,40G,55G)(32G,33G,25G)(48N,19G,39N)(27G)(40N,45G)(1)(54G,24G,53N)(22G,23G,33N,46N)(30G)(25G)(44G,54G,21G)	OPPONENTS: (41G,43G,39N,39G)(1)(38G)(23G,41G)(24G)(48N,53G)(41G,32G,43N)(26G)(47G,32G)(52G,37G,29G)(41G,54G,51G)(42N,20G,40G,49N,38B,27G)(43G,21G)(43N,21G)(1)											
PASSING	Att.	Comp.	Yds.	Comp.%	Yds/Att.	TD	TD%	Int	Int%	Long	Sack/Lost	Rating
Griese	436	291	3214	66.7	7.37	15	3.4	15	3.4	82T	34/237	85.6
Beuerlein	117	68	925	58.1	7.91	6	5.1	5	4.3	52	12/78	82.7
Smith	1	0	0	0.0	0.0	0	0.0	0	0.0	0	0/0	39.6
BRONCOS	554	359	4139	64.8	7.47	21	3.8	20	3.6	82T	46/315	84.8
OPPONENTS	566	360	3588	63.6	6.34	15	2.7	9	1.6	75T	40/251	83.7

2002 DEFENSIVE STATS

(based on coaches' film review)

	TT	UT	A	S-YDS	Y-YDS	PD	FF	FR
1 Wilson	199	158	41	5-35	0-0	4	1	2
2 Gold	166	130	36	6.5-34	0-0	5	3	1
3 Mobley	142	106	36	1-9	0-0	7	1	2
4 Kennedy	98	72	26	0-0	0-0	8	0	0
5 Walker	69	60	9	0-0	1-8	14	0	0
6 O'Neal	68	59	9	0-0	5-70	15	0	0
7 McGlockton	63	42	21	2.5-12	0-0	3	0	1
8 Pryce	61	51	10	9-68.0	0-0	1	1	1
9 Reese	58	48	10	0.5-6	0-0	5	1	0
10 Poole	55	51	4	1-6	0-0	10	1	0
11 Pittman	50	39	11	0-0	0-0	0	1	0
12 Dalton	39	33	6	1-13.0	0-0	1	1	0
13 Reagor	24	16	8	1-9.0	1-31	1	0	0
14 Pope	22	19	3	4-16.0	0-0	1	0	0
15 Brandon	18	16	2	0-0	0-0	2	1	1
16 Berry	14	12	2	6.5-30.0	0-0	2	0	2
17 Washington	13	9	4	0-0	1-2	1	0	0
18 Hayward	10	7	3	0-0	0-0	0	0	0
19 Spencer	4	4	0	0-0	0-0	1	0	0
20 Team	2	2	0	2-13.0	0-0	0	0	0
21 Burns	1	1	0	0-0	0-0	0	0	0
22 K. Herndon	0	0	0	0-0	1-0	1	0	0
TOTALS	1,176	935	241	40-251	9-107	82	11	10

2002 GAMES STARTED

OFFENSE	DEFENSE
QB Beuerlein, Steve	3 DE Berry, Bertrand
QB Griese, Brian	13 DE Pittman, Kavika
RB Anderson, Mike	12 DE Pryce, Trevor
RB Gary, Olandis	2 DT Dalton, Lionel
RB Portis, Clinton	12 DT McGlockton, Chester
WR Lelie, Ashley	1 DT Poe, Monsanto
WR McCaffrey, Ed	16 DT Reagor, Montae
WR Smith, Rod	16 LB Burns, Keith
TE Carswell, Dwayne	7 LB Gold, Ian
TE Putzier, Jeb	1 LB Mobley, John
TE Sharpe, Shannon	13 LB Wilson, Al
C Nalen, Tom	7 CB O

2001 FINAL STATISTICS (8-8)

Head Coach: Mike Shanahan AFC West: 3rd Home Stadium: INVESCO Field at Mile High

Date	W-L	Score	Opponent	Attendance	RUSHING	No.	Yds.	Avg.	Long	TD
Sept 10	W	31-20	New York Giants	75,735	T. Davis	167	701	4.2	57	0
Sept 23	W	38-17	at Arizona	50,913	Anderson	175	678	3.9	62t	4
Sept 30	L	13-20	Baltimore	75,082	Gary	57	228	4.0	29	1
Oct 7	W	20-6	Kansas City	75,037	Griese	50	173	3.5	24	1
Oct 14	L	21-34	at Seattle	61,837	R. Smith	3	27	9.0	17	0
Oct 21	L	10-27	at San Diego	67,521	Kasper	3	19	6.3	27	0
Oct 28	W	31-20	New England	74,750	Coleman	4	17	4.3	8	0
Nov 5	L	28-38	at Oakland	62,637	Frerotte	10	9	0.9	4t	1
Nov 11	W	26-16	San Diego	74,951	Kennison TM	3	9	3.0	10	0
Nov 18	L	10-17	Washington	74,922	Jackson	5	7	1.4	4	0
Nov 22	W	26-24	at Dallas	64,104	Montgomery	1	5	5.0	5	0
Dec 2	L	10-21	at Miami	73,938	Carter	1	4	4.0	4	0
Dec 9	W	20-7	Seattle	74,524	Hape	2	0	0.0	0	0
Dec 16	L	23-26	at Kansas City (OT)	77,778	BRONCOS	481	1877	3.9	62t	7
Dec 30	W	23-17	Oakland	75,582	OPPONENTS	406	1492	3.7	60t	9
Jan 6	L	10-29	at Indianapolis	56,192						

TEAM STATISTICS	Den	Opp
TOTAL FIRST DOWNS	304	292
Rushing	106	96
Passing	174	176
Penalty	24	20
3RD DOWN: MADE/ATT	83/219	63/191
3rd Down Pct.	37.9	33.0
4TH DOWN: MADE/ATT	4/10	4/10
4th Down Pct.	40.0	40.0
POSSESSION AVG.	31:23	28:37
TOTAL NET YARDS	4817	4774
Avg. Per Game	301.1	298.4
Total Plays	1034	960
Avg. Per Play	4.7	5.0
NET YARDS RUSHING	1877	1492
Avg. Per Game	117.3	93.3
Total Rushes	481	406
NET YARDS PASSING	2940	3262
Avg. Per Game	183.8	205.1
Sacked/Yards Lost	42/268	39/279
Gross Yards	3561	3561
Att./Completions	511/312	515/308
Completion Pct.	61.1	59.8
Had Intercepted	19	22
PUNTS/AVERAGE	82/44.0	77/47.0
NET PUNTING AVG.	82/36.5	77/38.1
PENALTIES/YARDS	95/917	100/853
FUMBLE/BALL LOST	24/8	26/15
TOUCHDOWNS	35	38
Rushing	7	9
Passing	26	23
Returns	2	6

SCORE BY PERIODS	1	2	3	4	OT	PTS
BRONCOS	50	128	89	73	0	340
OPPONENTS	65	94	58	119	3	339

SCORING	TD	Ru	Pa	Ret	PAT	FG	S	PTS
Elam	0	0	0	0	31/31	31/36	0	124
R. Smith	11	0	11	0	0	0	0	68
De. Clark	6	0	6	0	0	0	0	36
Anderson	4	4	0	0	0	0	0	26
Carswell	4	0	4	0	0	0	0	26
Hape	3	0	3	0	0	0	0	18
Frerotte	1	1	0	0	0	0	0	6
Gary	1	1	0	0	0	0	0	6
Griese	1	0	0	0	0	0	0	6
Kennison TM	1	0	1	0	0	0	0	6
McCaffrey	1	0	1	0	0	0	0	6
O'Neal	1	0	0	1	0	0	0	6
Walker	1	0	0	1	0	0	0	6
BRONCOS	35	7	26	2	31/31	31/36	0	340
OPPONENTS	38	9	23	6	36/37	25/29	0	339

2-PT. CONVERSIONS: Anderson, Carswell, R. Smith, BRONCOS 3-4, OPPONENTS 0-1

SACKS: Pryce 7.0, Romanowski 7.0, Washington 4.0, Brown 3.0, Gold 3.0, Hayward 3.0, Wilson 3.0, Berry 2.0, Kennedy 2.0, McGlockton 1.0, Mobley 1.0, Pittman 1.0, Reagar 1.0, Woodall 1.0, BRONCOS 39.0, OPPONENTS 42.0

PASSING	Att.	Comp.	Yds.	Comp.%	Yds/Att.	TD	TD%	Int	Int%	Long	Sack/Lost	Rating
Griese	451	275	2827	61.0	6.27	23	5.1	19	4.2	65t	38/241	78.5
Frerotte	48	30	308	62.5	6.42	3	6.3	0	0.0	26t	3/21	101.7
Jackson	12	7	73	58.3	6.08	0	0.0	0	0.0	19	1/6	76.0
BRONCOS	511	312	3208	61.1	6.28	26	5.1	19	3.7	65t	42/268	80.6
OPPONENTS	515	308	3561	59.8	6.91	23	4.5	22	4.3	72t	39/279	77.8

RUSHING	No.	Yds.	Avg.	Long	TD
T. Davis	167	701	4.2	57	0
Anderson	175	678	3.9	62t	4
Gary	57	228	4.0	29	1
Griese	50	173	3.5	24	1
R. Smith	3	27	9.0	17	0
Kasper	3	19	6.3	27	0
Coleman	4	17	4.3	8	0
Frerotte	10	9	0.9	4t	1
Kennison TM	3	9	3.0	10	0
Jackson	5	7	1.4	4	0
Montgomery	1	5	5.0	5	0
Carter	1	4	4.0	4	0
Hape	2	0	0.0	0	0
BRONCOS	481	1877	3.9	62t	7
OPPONENTS	406	1492	3.7	60t	9

RECEIVING	No.	Yds.	Avg.	Long	TD
R. Smith	113	1343	11.9	65t	11
De. Clark	51	566	11.1	39	6
Carswell	34	299	8.8	25	4
Kennison TM	15	169	11.3	36	1
Hape	15	96	6.4	25	3
T. Davis	12	69	5.8	16	0
Montgomery	11	99	9.0	23	0
Carter	11	83	7.5	17	0
Cole	9	128	14.2	21	0
Kasper	8	84	10.5	21	0
Anderson	8	46	5.8	16	0
McCaffrey	6	94	15.7	28	1
Coleman	6	45	7.5	9	0
Poole	5	38	7.6	10	0
Gary	4	29	7.3	11	0
Dominguez	3	26	8.7	12	0
Griese	1	-6	-6.0	-6	0
BRONCOS	312	3208	10.3	65t	26
OPPONENTS	308	3561	11.6	72t	23

INTERCEPTIONS	No.	Yds.	Avg.	Long	TD
O'Neal	9	115	12.8	42	0
Walker	3	60	20.0	39t	1
Spencer	3	25	8.3	18	0
McGlockton	2	17	8.5	17	0
Brown	2	0	0.0	0	0
Mobley	1	17	17.0	17	0
Kennedy	1	6	6.0	6	0
Coghill	1	0	0.0	0	0
BRONCOS	22	240	10.9	42	1
OPPONENTS	19	256	13.5	56t	2

PUNTING	No.	Yds.	Avg.	Net	TB	In20	Long	B
Rouen	81	3668	45.3	36.5	8	25	64	1
BRONCOS	82	3668	44.7	36.5	8	25	64	1
OPPONENTS	77	3618	47.0	38.1	14	26	90	0

PUNT RETURNS	No.	FC	Yds.	Avg.	Long	TD
O'Neal	31	9	405	13.1	86t	1
BRONCOS	31	9	405	13.1	86t	1
OPPONENTS	48	10	517	10.8	65t	1

KICKOFF RETURNS	No.	Yds.	Avg.	Long	TD
Cole	48	1127	23.5	52	0
Kasper	14	372	26.6	37	0
Carter	2	44	22.0	24	0
De. Clark	1	11	11.0	11	0
Gary	1	18	18.0	18	0
D. Smith	1	4	4.0	4	0
BRONCOS	67	1576	23.5	52	0
OPPONENTS	69	2526	22.1	88t	1

FIELD GOALS	1-19	20-29	30-39	40-49	50+
Elam	0/0	11/11	8/8	10/13	2/4
BRONCOS	0/0	11/11	8/8	10/13	2/4
OPPONENTS	0/0	12/13	3/3	8/10	2/3

ELAM: (65N,37G)(49G,31G,35G)(43G,49G)(48G,24G) (45G,42N)(50G)(39G,21G,48B)(25G,29G,26G,33G)(33G)(24G,50G,46G,28G)(45G)(42G,20G)(34G,45N,36G,49G)(27G,25G,42G)(54N,25G)

OPPONENTS: (63N)(28G)(29G,26G)(23G,35G)(44G, 23G)(21G,51G)(24G,44G)(31G)(29G)(48G)(43G)(1) (41N)(51G,43G,28N,41G,41N,32G)(28G)(22G,40G,45G,22G,25G)

2001 DEFENSIVE STATS

(based on coaches' film review)

	TT	UT	A	S-YDS	LYDS	PD	FF	FR
1 Mobley	133	101	32	1-6	1-17	3	2	3
2 Wilson	128	98	30	3-25	0-0	7	1	0
3 Romanowski	116	84	32	7-44	0-0	2	1	0
4 Brown	98	78	20	3-26	2-6	8	1	1
5 Kennedy	92	70	22	2-18	1-6	6	0	0
6 O'Neal	60	53	7	0-0	9-115	18	0	0
Washington	60	44	16	4-29	0-0	1	1	1
8 Pryce	55	42	13	7-50	0-0	3	2	0
9 Walker	52	44	8	0-0	3-60	3	0	0
10 Pittman	50	43	7	1-14	0-0	1	1	1
11 McGlockton	43	39	4	1-8	2-17	3	1	0
12 Gold	28	22	6	3-14	0-0	2	1	0
13 Spencer	23	21	2	0-0	3-25	9	0	1
14 Hayward	22	16	6	3-21	0-0	0	0	0
15 Berry	17	13	4	2-12	0-0	1	0	2
16 Lett	15	14	1	0-0	0-0	1	0	0
17 E. Davis	11	6	5	0-0	0-0	1	0	1
18 Coghill	6							

1999 FINAL STATISTICS (6-10)

Head Coach: Mike Shanahan AFC West: 5th Home Stadium: Mile High Stadium

Date	W-L	Score	Opponent	Attendance
Sept 13	L	21-38	Miami	75,623
Sept 19	L	10-26	at Kansas City	78,683
Sept 26	L	10-13	at Tampa Bay	65,297
Oct 3	L	13-21	New York Jets	74,181
Oct 10	W	16-13	at Oakland	55,704
Oct 17	W	31-10	Green Bay	73,352
Oct 24	L	23-24	at New England	60,011
Oct 31	L	20-23	Minnesota	75,021
Nov 7	W	33-17	at San Diego	61,204
Nov 14	L	17-20	at Seattle	66,314
Nov 22	W	27-21	Oakland (OT)	70,012
Dec 5	L	10-16	Kansas City	73,855
Dec 13	L	24-27	at Jacksonville	71,357
Dec 19	W	36-30	Seattle (OT)	65,987
Dec 25	W	17-7	at Detroit	73,158
Jan 2	L	6-12	San Diego	69,278

TEAM STATISTICS		Den	Opp
TOTAL FIRST DOWNS			
Rushing	107	88	267
Passing	168	154	267
Penalty	33	25	267
3RD DOWN: MADE/ATT			
3rd Down Pct.	36.7	31.5	36.7
4TH DOWN: MADE/ATT			
4th Down Pct.	42.9	45.5	42.9
POSSESSION AVG.			
31:06	28:54	31:06	28:54
TOTAL NET YARDS			
5283	4753	5283	4753
Avg. Per Game			
330.2	297.1	330.2	297.1
Total Plays			
1053	961	1053	961
Avg. Per Play			
5.0	4.9	5.0	4.9
NET YARDS RUSHING			
1864	1737	1864	1737
Avg. Per Game			
116.5	108.6	116.5	108.6
Total Rushes			
465	440	465	440
NET YARDS PASSING			
3419	3016	3419	3016
Avg. Per Game			
213.7	188.5	213.7	188.5
Sacked/Yards Lost			
34/227	50/283	34/227	50/283
Gross Yards			
3646	3299	3646	3299
Att./Completions			
554/319	471/273	554/319	471/273
Completion Pct.			
57.6	58.0	57.6	58.0
Had Intercepted			
18	15	18	15
PUNTS/AVERAGE			
84/46.5	92/43.6	84/46.5	92/43.6
NET PUNTING AVG.			
84/35.6	92/36.5	84/35.6	92/36.5
PENALTIES/YARDS			
114/872	114/1016	114/872	114/1016
FUMBLES/BALL LOST			
33/10	29/11	33/10	29/11
TOUCHDOWNS			
32	35	32	35
Rushing			
13	15	13	15
Passing			
16	17	16	17
Returns			
3	3	3	3

SCORE BY PERIODS	1	2	3	4	OT	PTS
BRONCOS	79	58	77	88	12	314
OPPONENTS	34	115	62	107	0	318

SCORING	TD	Ru	Pa	Ret	PAT	FG	S	PTS
Elam	0	0	0	0	29/29	29/36	0	116
Gary	7	7	0	0	0	0	0	44
McCaffrey	7	0	7	0	0	0	0	42
R. Smith	4	0	4	0	0	0	0	24
Carswell	2	0	2	0	0	0	0	12
Chamberlain	2	0	2	0	0	0	0	12
Davis	2	2	0	0	0	0	0	12
Griese	2	2	0	0	0	0	0	12
Griffith	2	1	1	0	0	0	0	12
Cadrez	1	0	0	1	0	0	0	6
Loville	1	1	0	0	0	0	0	6
Romanowski	1	0	0	1	0	0	0	6
Watson	1	0	0	1	0	0	0	6
Pryce	0	0	0	0	0	0	1	2
TEAM	0	0	0	0	0	0	1	2
BRONCOS	32	13	16	3	29/29	29/36	2	314
OPPONENTS	35	15	17	3	31/32	25/26	0	318

2-PT. CONVERSIONS: Gary, BRONCOS 1-1, OPPONENTS 1-3

SACKS: Pryce 13.0, Cadrez 7.0, Tanuvasa 7.0, N. Smith 6.5, Williams 4.0, Hasselbach 2.5, Crockett 2.0, Wayne 2.0, E. Brown 1.5, Traylor 1.5, Bowns 1.0, Braxton 1.0, Wilson 1.0, BRONCOS 50.0, OPPONENTS 34.0

PASSING	Att.	Comp.	Yds.	Comp.%	Yds/Att.	TD	TD%
Griese	452	261	3032	57.7	6.71	14	3.1
C. Miller	81	46	527	56.8	6.51	2	2.5
Briser	20	12	87	60.0	4.35	0	0.0
R. Smith	1	0	0	0.0	0.00	0	0.0
BRONCOS	554	319	3646	57.6	6.58	16	2.9
OPPONENTS	471	273	3299	58.0	7.00	17	3.6

RUSHING	No.	Yds.	Avg.	Long	TD
Gary	276	1159	4.2	71	7
Davis	67	211	3.1	26	2
Loville	40	203	5.1	36	1
Griese	46	138	3.0	23	2
Griffith	17	66	3.9	13	0
C. Miller	8	40	5.0	13	0
Avery LG	5	21	4.2	11	0
Avery TM	5	21	4.2	11	0
Briser	2	17	8.5	17	0
D. Smith	1	7	7.0	7	0
Lynn	1	2	1.0	1	0
Rouen	1	0	0.0	0	0
BRONCOS	465	1864	4.0	71	13
OPPONENTS	440	1737	3.9	54	15

RECEIVING	No.	Yds.	Avg.	Long	TD
R. Smith	79	1020	12.9	71	4
McCaffrey	71	1018	14.3	78	7
Chamberlain	32	488	15.3	88	2
Griffith	26	192	7.4	20	1
Carswell	24	201	8.4	20	2
Sharpe	23	224	9.7	24	0
Gary	21	159	7.6	21	0
Loville	11	50	4.5	15	0
Cooper	9	98	10.9	21	0
B. Miller	5	59	11.8	26	0
Avery LG	4	24	6.0	11	0
Avery TM	4	24	6.0	11	0
D. Smith	4	23	5.8	11	0
McGriff	3	37	12.3	15	0
Davis	3	26	8.7	10	0
Doering	3	22	7.3	9	0
Clark	1	5	5.0	5	0
BRONCOS	319	3646	11.4	88	16
OPPONENTS	273	3299	12.1	67	17

INTERCEPTIONS	No.	Yds.	Avg.	Long	TD
James	5	59	11.8	45	0
Romanowski	3	35	11.7	18	1
Carter	2	48	24.0	34	0
Crockett	2	14	7.0	10	0
E. Brown	1	13	13.0	13	0
Coghill	1	0	0.0	0	0
Pryce	1	0	0.0	0	0
BRONCOS	15	169	11.3	45	1
OPPONENTS	18	231	12.8	60	1

PUNTING	No.	Yds.	Avg.	Net	TB	In20	Long	B
Rouen	84	3908	46.5	35.6	16	19	65	0
BRONCOS	84	3908	46.5	35.6	16	19	65	0
OPPONENTS	92	4011	43.6	36.5	12	27	64	1

PUNT RETURNS	No.	FC	Yds.	Avg.	Long	TD
Watson	44	8	334	7.6	81	1
McGriff	7	1	50	7.1	20	0
Coghill	3	1	25	8.3	10	0
BRONCOS	54	10	409	7.6	81	1
OPPONENTS	43	13	600	14.0	80	1

KICKOFF RETURNS	No.	Yds.	Avg.	Long	TD
Watson	48	1138	23.7	71	0
Avery LG	9	192	21.3	33	0
Avery TM	7	137	19.6	25	0
B. Miller	4	79	19.8	30	0
Loville	2	22	11.0	12	0
D. Smith	1	12	12.0	11	0
R. Smith	1	10	10.0	10	0
BRONCOS	63	1398	22.2	71	0
OPPONENTS	70	1457	20.8	61	0

FIELD GOALS	1-19	20-29	30-39	40-49	50+
Elam	1/1	8/8	7/8	8/11	5/8
BRONCOS	1/1	8/8	7/8	8/11	5/8
OPPONENTS	2/2	6/6	6/7	10/12	1/2

ELAM: (44B,41N)(50G)(44G)(26G,51G)(48G,47G,26G)(20G,53N)(40G,28G,30G,59N)(19G,37N)(46G,55G,41G,24G)(26G)(30G,24G,38G,53G)(39G)(40G)(28G,64N,46G,33G,45N)(32G)(37G,50G) OPPONENTS: (39N,37B)(30G,54G,26G)(44G)(44N,37G)(1)(23G)(45G,51N)(25G,23G,52N)(1)(1)(27G)(20G)(36G,19G)(28N,42G)(1)

SACK/LOST	TD	TD%	Int	Int%	Long	Sack/Lost	Rating
Griese	14	3.1	14	3.1	88	27/176	75.6
C. Miller	2	2.5	1	1.2	42	7/5	79.6
Briser	3	15.0	0	0.0	0	0/0	30.6
R. Smith	0	0.0	0	0.0	0	0/0	39.6
BRONCOS	18	3.2	18	3.2	88	34/227	73.6
OPPONENTS	15	3.2	15	3.2	67	50/283	78.3

1999 DEFENSIVE STATS

(based on coaches' film review)

	TT	UT	A	S-YDS	LYDS	PD	FF	FR
1 Cadrez	97	73	24	7-24	0-0	5	3	4
2 Romanowski	94	69	25	0-0	3-35	9	0	0
3 Wilson	88	70	18	1-1	0-0	6	1	2
4 E. Brown	80	62	18	1.5-8	1-13	3	0	0
5 Carter	73	57	16	0-0	2-48	12	1	0
6 Crockett	71	64	7	2-24	2-14	10	1	1
7 Braxton	61	45	16	1-10	0-0	0	0	0
8 Pryce	50	36	14	13-75	1-0	0	3	1
9 Tanuvasa	43	36	7	7-30	0-0	0	2	0
10 Traylor	42	36	6	1.5-10.5	0-0	6	2	0
11 James	38	32	6	0-0	5-59	11	2	0
12 Johnson	36	28	8	0-0	0-0	4	0	1
13 Coghill	34	28	6	0-0	1-0	4	0	0
N. Smith	34	26	8	6.5-42	0-0	1	0	0
15 Hasselbach	25	17	8	2.5-14.5	0-0	0	0	0
16 Williams	19	15	4	4-28	0-0	1	2	0
17 Lodish	13	10	3	0-0	0-0	0	0	0
Mobley	13	10	3	0-0	0-0	1	0	0
19 Reager	11	8	3	0-0	0-0	0	0	0
20 Wayne	10	8	2	2-15	0-0	0	1	0
Bowns	10	6	4	1-1	0-0	0	0	0
C. Brown	10	5	5	0-0	0-0	0	0	0
23 Grasmanis	6	4	2	0-0	0-0	0	0	0
24 Watson	5	5	0	0-0	0-0	2	0	0
25 Ulmer	1	1	0	0-0	0-0	0	0	0
TOTAL	964	751	213	50-283	15-169	75	18	9

1999 GAMES STARTED

OFFENSE	DEFENSE	
QB Griese, Brian	13 DE Hasselbach, Harald	2
QB Miller, Chris	3 DE Smith, Neil	8
RB Davis, Terrell	4 DE Tanuvasa, Maa	16
RB Gary, Olandis	12 DE Williams, Alfred	6
FB Griffith, Howard	16 DT Lodish, Mike	2
WR Cooper, Andre	1 DT Pryce, Trevor	15
WR McCaffrey, Ed	15 DT Traylor, Keith	15
WR Nash, Marcus	1 LB Cadrez, Glenn	15
WR Smith, Rod	15 LB Mobley, John	2
TE Carswell, Dwayne	11 LB Romanowski, Bill	16
TE Sharpe, Shannon	5 LB Wilson, Al	12
C Nalen, Tom	16 CB Carter, David	14
T Jones, Tony	12 CB Crockett, Ray	16
T Lepsis, Matt	16 CB James, Tony	4
T Teague, Trey	4 CB Watson, Chris	1
G Banks, Chris	1 S Braxton, Tyrone	15
G Neil, Dan	15 S Brown, Eric	10

1998 FINAL STATISTICS (14-2)

Head Coach: Mike Shanahan AFC West: 1st Home Stadium: Mile High Stadium

Date	W-L	Score	Opponent	Attendance
Sept 7	W	27-21	New England	74,745
Sept 13	W	42-23	Dallas	75,013
Sept 20	W	34-17	at Oakland	56,578
Sept 27	W	38-16	at Washington	71,880
Oct 4	W	41-16	Philadelphia	73,218
Oct 11	W	21-16	at Seattle	66,258
Oct 25	W	37-24	Jacksonville	75,217
Nov 1	W	33-26	at Cincinnati	59,974
Nov 8	W	27-10	San Diego	74,925
Nov 16	W	30-7	at Kansas City	78,100
Nov 22	W	40-14	Oakland	75,325
Nov 29	W	31-16	at San Diego	66,532
Dec 6	W	35-31	Kansas City	74,962
Dec 13	L	16-20	at New York Giants	72,336
Dec 21	L	21-31	at Miami	74,363
Dec 27	W	28-21	Seattle	74,057

TEAM STATISTICS	Den	Opp
TOTAL FIRST DOWNS	347	283
Rushing	135	80
Passing	186	183
Penalty	26	20
3RD DOWN: MADE/ATT	90/207	88/225
3rd Down Pct.	43.5	39.1
4TH DOWN: MADE/ATT	4/10	10/19
4th Down Pct.	40.0	52.6
POSSESSION AVG.	32:08	27:52
TOTAL NET YARDS	6092	4935
Avg. Per Game	380.8	308.4
Total Plays	1041	999
Avg. Per Play	5.9	4.9
NET YARDS RUSHING	2468	1287
Avg. Per Game	154.3	80.4
Total Rushes	525	356
NET YARDS PASSING	3624	3648
Avg. Per Game	226.5	228.0
Sacked/Yards Lost	25/184	47/335
Gross Yards	3988	3983
Att./Completions	491/290	596/345
Completion Pct.	59.1	57.9
Had Intercepted	14	19
PUNTS/AVERAGE	67/46.2	88/42.4
NET PUNTING AVG.	67/37.6	88/36.1
PENALTIES/YARDS	115/1023	113/865
FUMBLES/BALL LOST	17/6	28/11
TOUCHDOWNS	62	38
Rushing	26	8
Passing	32	28
Returns	4	2

SCORE BY PERIODS	1	2	3	4	OT	PTS
BRONCOS	144	156	64	137	0	501
OPPONENTS	54	87	58	110	0	309

SCORING	TD	Ru	Pa	Ret	PAT	FG	S	PTS
Davis	23	21	2	0				0 138
Elam	0	0	0	0	58/58	23/27	0	0 127
McCaffrey	10	0	10	0				0 62
Sharpe	10	0	10	0				0 60
R. Smith	7	0	6	1				0 42
Griffith	3	0	3	0				0 18
Hebron	2	1	0	1				0 12
Loville	2	2	0	0				0 12
Brister	1	1	0	0				0 6
Crockett	1	0	0	1				0 6
Elway	1	1	0	0				0 6
Gordon	1	0	0	1				0 6
Green	1	0	0	0				0 6
Rouen	0	0	0	0	0/1	0/0	0	0 0
BRONCOS	62	26	32	4	58/59	23/27	0	501
OPPONENTS	38	8	28	2	31/31	14/20	2	309

2-PT. CONVERSIONS:	McCaffrey,	BRONCOS 1-3,	OPPONENTS 2-7
SACKS:	Pryce 8.5, Tanuvasa 8.5, Romanowski 7.5, Cadrez 4.0, N. Smith 4.0, Hasselbach 3.0, Williams 3.0, Lodish 2.0, Traylor 2.0, Washington 2.0, Johnson 1.0, Mobley 1.0, Crockett 0.5, BRONCOS 47.0, OPPONENTS 25.0		

PASSING	Att.	Comp.	Yds.	Comp.%	Yds/Att.	TD	TD%
Elway	356	210	2806	59.0	7.88	22	6.2
Brister	131	78	986	59.5	7.53	10	7.6
Griese	3	1	2	33.3	0.67	0	0.0
R. Smith	1	1	14	100.0	14.00	0	0.0
BRONCOS	491	290	3808	59.1	7.76	32	6.5
OPPONENTS	596	345	3983	57.9	6.68	28	4.7

RUSHING	No.	Yds.	Avg.	Long	TD
Davis	392	2008	5.1	70	21
Loville	53	161	3.0	12	2
Brister	19	102	5.4	38	1
Elway	37	94	2.5	16	1
R. Smith	6	63	10.5	37	0
Hebron	9	31	3.4	8	1
Griffith	4	13	3.3	16	0
Rouen	1	0	0.0	0	0
Griese	4	-4	-1.0	0	0
BRONCOS	525	2468	4.7	70	26
OPPONENTS	356	1287	3.6	45	8

RECEIVING	No.	Yds.	Avg.	Long	TD
R. Smith	86	1222	14.2	58	6
McCaffrey	64	1053	16.5	48	10
Sharpe	64	768	12.0	38	10
Davis	25	217	8.7	35	2
Green	16	194	12.1	50	1
Griffith	15	97	6.5	15	3
Nash	4	76	19.0	31	0
Carswell	4	51	12.8	15	0
Chamberlain	3	35	11.7	16	0
D. Smith	3	24	8.0	16	0
Loville	2	29	14.5	17	0
Hebron	2	5	2.5	3	0
Armour	1	23	23.0	23	0
Elway	1	14	14.0	14	0
BRONCOS	290	3808	13.1	58	32
OPPONENTS	345	3983	11.5	75	28

INTERCEPTIONS	No.	Yds.	Avg.	Long	TD
Gordon	4	125	31.3	55	1
Crockett	3	105	35.0	80	1
Johnson	2	79	39.5	45	0
Romanowski	2	22	11.0	18	0
Cadrez	2	11	5.5	6	0
Braxton	1	72	72.0	72	0
Coghill	1	20	20.0	20	0
Atwater	1	4	4.0	4	0
N. Smith	1	2	2.0	2	0
Pryce	1	1	1.0	1	0
Mobley	1	-2	-2.0	-2	0
BRONCOS	19	439	23.1	80	2
OPPONENTS	14	270	19.3	94	2

PUNTING	No.	Yds.	Avg.	Net	TB	In20	Long	B
Rouen	66	3097	46.9	37.6	10	14	76	1
BRONCOS	67	3097	46.2	37.6	10	14	76	1
OPPONENTS	88	3733	42.4	36.1	8	22	69	1

PUNT RETURNS	No.	FC	Yds.	Avg.	Long	TD
Gordon	34	6	379	11.1	44	0
Coghill	3	2	20	6.7	8	0
Paul	1	0	0	0.0	0	0
BRONCOS	38	8	399	10.5	44	0
OPPONENTS	43	2	381	8.9	39	0

KICKOFF RETURNS	No.	Yds.	Avg.	Long	TD
Hebron	46	1216	26.4	95	1
Loville	6	105	17.5	25	0
D. Smith	3	51	17.0	21	0
Burns	2	17	8.5	17	0
Tanuvasa	1	13	13.0	13	0
BRONCOS	58	1402	24.2	95	1
OPPONENTS	89	2006	22.5	91	0

FIELD GOALS	1-19	20-29	30-39	40-49	50+
Elam	0/0	3/3	13/14	4/6	3/4
BRONCOS	0/0	3/3	13/14	4/6	3/4
OPPONENTS	1/1	6/7	3/5	3/4	1/3

ELAM: (53G,42G)(35G,35G)(37G)(31G,63G,32G)(33G,17G)(31G,26G)(42G,46G,35G)(33G,23G)(34G)(37B)(24G,38G,30G)(52G,44G,43N)(42N,55N)
 OPPONENTS: (39N,37B)(30G,54G,26G)(44G)(44N,37G)(23G)(45G,51N)(25G,23G,52N)(27G)(20G)(36G,19G)(28N,42G)(4)

PASSING	Att.	Comp.	Yds.	Comp.%	Yds/Att.	TD	TD%
Elway	356	210	2806	59.0	7.88	22	6.2
Brister	131	78	986	59.5	7.53	10	7.6
Griese	3	1	2	33.3	0.67	0	0.0
R. Smith	1	1	14	100.0	14.00	0	0.0
BRONCOS	491	290	3808	59.1	7.76	32	6.5
OPPONENTS	596	345	3983	57.9	6.68	28	4.7

1998 DEFENSIVE STATS

(based on coaches' film review)

	TT	UT	A	S-YDS	I-YDS	PD	FF	FR
1 Mobley	132	105	27	1-7	1-2	13	2	1
2 Cadrez	105	76	29	4-20	2-11	2	3	0
3 Romanowski	95	71	24	7.5-56.5	2-22	9	3	3
4 Atwater	85	55	30	0-0	1-4	7	0	0
5 Gordon	74	61	13	0-0	4-125	12	0	1
6 Crockett	68	61	7	0.5-2.5	3-105	15	1	0
7 Pryce	59	48	11	8.5-56.5	1-1	0	0	0
8 Braxton	57	43	14	0-0	1-72	6	1	0
9 Tanuvasa	53	47	6	8.5-66.5	0-0	0	1	2
10 Traylor	49	40	9	2-8	0-0	2	0	1
11 E. Brown	43	29	14	0-0	0-0	3	0	1
12 Johnson	39	35	4	1-11	2-79	9	0	0
13 N. Smith	38	25	13	4-38	1-2	2	1	0
14 Washington	33	27	6	2-8	0-0	0	0	0
15 Hasselbach	27	24	3	3-26	0-0	0	0	0
16 Williams	19	11	8	3-24	0-0	2	0	0
17 Lodish	14	7	7	2-11	0-0	0	0	0
18 James	12	10	2	0-0	0-0	2	0	0
19 Coghill	12	9	3	0-0	1-20	1	0	0
20 Joyner	9	6	3	0-0	0-0	0	0	0
21 Burns	8	6	2	0-0	0-0	1	0	0
22 Paul	5	5	0	0-0	0-0	2	0	0
TEAM	1,036	801	235	47-335	19-439	88	12	9

1998 GAMES STARTED

OFFENSE	DEFENSE	
QB Brister, Bubby	4 DE Hasselbach, Harald	3
QB Elway, John	12 DE Smith, Neil	14
RB Davis, Terrell	16 DE Tanuvasa, Maa	16
FB Griffith, Howard	14 DT Lodish, Mike	1
FB Smith, Detron	2 DT Pryce, Trevor	15
WR Green, Willie	1 DT Traylor, Keith	14
WR McCaffrey, Ed	15 LB Cadrez, Glenn	15
WR Smith, Rod	16 LB Joyner, Seth	1
TE Carswell, Dwayne	1 LB Mobley, John	15
TE Sharpe, Shannon	16 LB Romanowski, Bill	16
C Nalen, Tom	16 CB Crockett, Ray	16
T Jones, Tony	16 CB Gordon, Darrien	16
T Swayne, Harry	16 CB Johnson, Darris	2
G Neil, Dan	16 S Atwater, Steve	16
G Schlereth, Mark	16 S Braxton, Tyrone	6
	S Brown, Eric	10

1998 COACHES

Mike Shanahan (Head Coach), Frank Bush (Linebackers), Barney Chavous (Asst. Offensive Line/Asst. Strength & Conditioning), Rick Dennison (Special Teams), Ed Donatelli (Defensive Backs), George Dyer (Defensive Line), Alex Gibbs (Asst. Head Coach/Offensive Line), Mike Heimerdinger (Wide Receivers), Gary Kubiak (Offensive Coordinator/OBs), Pat McPherson (Defensive Asst.), Brian Pariani (Tight Ends), Ricky Porter (Offensive Asst.), Greg Robinson (Defensive Asst.), Greg Saporta (Asst. Strength & Conditioning), Rick Smith (Defensive Asst.), John Teerlink (Pass Rush Specialist), Bobby Turner (Running Backs), Rich Tuten (Strength & Conditioning).

1998 LEADERS / RANKINGS

INDIVIDUAL	PLAYER	NO.	AFC RANK	NFL RANK	NFL LEADER	NO.
Points	Davis	138	2	3	Anderson (MIN)	164
Rushing Yards	Davis	2,008	1	1	Davis (DEN)	2,008
Passing Yards	Elway	2,806	6	12	Favre (GB)	4,212
Passer Rating	Brister	99.0	2	5	Cunningham (MIN)	106.0
Receiving	R. Smith	1,222	2	4	Freeman (GB)	1,424
Receptions	R. Smith	86	2	3	Sanders (ARI)	89
Interceptions	Gordon	4	14	24	Law (NE)	9
Sacks	Pryce/Tanuvasa	8.5	10	27	Sinclair (SEA)	16.5

OFFENSE	NO.	AFC RANK	NFL RANK	NFL LEADER	NO.
Points Per Game	31.3	1	2	Minnesota	34.8
Total Yards Per Game	380.8	1	3	San Francisco	425.0
Yards Per Play	5.9	1	3	Min./S.F.	6.2
Rushing Yards Per Game	154.3	1	2	San Francisco	159.0
Net Passing Yards Per Game	226.5	4	7	Minnesota	270.5

1997 FINAL STATISTICS (12-4)

Head Coach: Mike Shanahan AFC West: 2nd Home Stadium: Mile High Stadium

Date	W-L	Score	Opponent	Attendance
Aug 31	W	19-3	Kansas City	75,600
Sept 7	W	35-14	at Seattle	55,859
Sept 14	W	35-14	St. Louis	74,338
Sept 21	W	38-20	Cincinnati	73,871
Sept 28	W	29-21	at Atlanta	48,211
Oct 6	W	34-13	New England	75,821
Oct 19	L	25-28	at Oakland	57,006
Oct 26	W	23-20	at Buffalo (OT)	78,458
Nov 2	W	30-27	Seattle	74,212
Nov 9	W	34-0	Carolina	71,408
Nov 16	L	22-24	at Kansas City	77,963
Nov 24	W	31-3	Oakland	75,307
Nov 30	W	38-28	at San Diego	54,245
Dec 7	L	24-35	at Pittsburgh	59,739
Dec 15	L	17-34	at San Francisco	68,461
Dec 21	W	38-3	San Diego	69,632

TEAM STATISTICS	Den	Opp
TOTAL FIRST DOWNS	340	258
Rushing	138	83
Passing	172	145
Penalty	30	30
3RD DOWN: MADE/ATT	92/217	65/207
3rd Down Pct.	42.4	31.4
4TH DOWN: MADE/ATT	7/16	8/19
4th Down Pct.	43.8	42.1
POSSESSION AVG.	32:07	27:53
TOTAL NET YARDS	5872	4671
Avg. Per Game	367.0	291.9
Total Plays	1068	951
Avg. Per Play	5.5	4.9
NET YARDS RUSHING	2378	1803
Avg. Per Game	148.6	112.7
Total Rushes	520	381
NET YARDS PASSING	3494	2868
Avg. Per Game	218.4	179.3
Sacked/Yards Lost	35/210	44/298
Gross Yards	3704	3166
Att./Completions	513/287	526/290
Completion Pct.	55.9	55.1
Had Intercepted	11	18
PUNTS/AVERAGE	60/43.5	94/43.5
NET PUNTING AVG.	60/38.1	94/35.7
PENALTIES/YDS.	116/1006	130/1118
FUMBLES/LOST	25/10	27/10
TOUCHDOWNS	55	35
Rushing	18	10
Passing	27	20
Returns	10	5

SCORE BY PERIODS	1	2	3	4	OT	Total
BRONCOS	107	140	137	85	3	472
OPPONENTS	34	100	68	85	0	287

SCORING	TD	Ru	Pa	Ret	PAT	FG	S	PTS
Elam	0	0	0	0	46/46	26/36	0	124
Davis	15	15	0	0	0	0	0	96
R. Smith	12	0	12	0	0	0	0	72
McCaffrey	8	0	8	0	0	0	0	48
Gordon	4	0	0	4	0	0	0	24
Sharpe	3	0	3	0	0	0	0	20
Green	2	0	2	0	0	0	0	12
Bentley TM	0	0	0	0	4/4	2/3	0	6
Atwater	1	0	0	1	0	0	0	6
Braxton	1	0	0	1	0	0	0	6
Carswell	1	0	1	0	0	0	0	6
Elway	1	1	0	0	0	0	0	6
Hebron	1	1	0	0	0	0	0	6
Johnson	1	0	0	1	0	0	0	6
Loville	1	1	0	0	0	0	0	6
Mobley	1	0	0	1	0	0	0	6
D. Smith	1	0	1	0	0	0	0	6
Traylor	1	0	0	1	0	0	0	6
Williams	1	0	0	1	0	0	0	6
BRONCOS	55	18	27	10	50/50	28/39	0	472
OPPONENTS	35	10	20	5	35/35	14/19	0	287

2-PT. CONVERSIONS: Davis 3, Sharpe, BRONCOS 4-5, OPPONENTS 0-0

SACKS: N. Smith 8.5, Tanuvasa 8.5, Williams 8.5, Mobley 4.0, Gordon 2.0, Pryce 2.0, Romanowski 2.0, Traylor 2.0, Hasselbach 1.5, Atwater 1.0, Lodish 1.0, McKyer 1.0, Braxton 0.5, Richie 0.5, BRONCOS 44.0, OPPONENTS 35.0

PASSING	Att.	Comp.	Yds.	Comp.%	Yds/Att.	TD	TD%	Int	Int%	LG	Sack/Lost	Rating
Elway	502	280	3635	55.8	7.24	27	5.4	11	2.2	78	34/203	87.5
Brister	9	6	48	66.7	5.33	0	0.0	0	0.0	15	0/0	79.9
Lewis	2	1	21	50.0	10.50	0	0.0	0	0.0	21	1/7	87.5
BRONCOS	513	287	3704	55.9	7.22	27	5.3	11	2.1	78	35/210	87.4
OPPONENTS	526	290	3166	55.1	6.02	20	3.8	18	3.4	69t	44/298	71.5

RUSHING	No.	Yds.	Avg.	Long	TD
Davis	369	1750	4.7	50t	15
Hebron	49	222	4.5	46	1
Elway	50	218	4.4	23	1
Loville	25	124	5.0	17	1
Griffith	9	34	3.8	9	0
R. Smith	5	16	3.2	21	0
D. Smith	4	10	2.5	11	0
Brister	4	2	0.5	2	0
Lewis	5	2	0.4	5	0
BRONCOS	520	2378	4.6	50t	18
OPPONENTS	381	1803	4.7	83t	10

RECEIVING	No.	Yds.	Avg.	Long	TD
Sharpe	72	1107	15.4	68t	3
R. Smith	70	1180	16.9	78	12
McCaffrey	45	590	13.1	35	8
Davis	42	287	6.8	25	0
Green	19	240	12.6	31	2
Carswell	12	96	8.0	24t	1
Griffith	11	55	5.0	20	0
D. Smith	4	41	10.3	17t	1
Hebron	3	36	12.0	21	0
Jeffers	3	24	8.0	10	0
Chamberlain	2	18	9.0	9	0
Loville	2	10	5.0	7	0
Lynn	1	21	21.0	21	0
Nalen	1	-1	-1.0	-1	0
BRONCOS	287	3704	12.9	78	27
OPPONENTS	290	3166	10.9	69t	20

INTERCEPTIONS	No.	Yds.	Avg.	Long	TD
Braxton	4	113	28.3	43	1
Gordon	4	64	16.0	32	1
Crockett	4	18	4.5	10	0
Atwater	2	42	21.0	22t	1
Traylor	1	62	62.0	62t	1
Mobley	1	13	13.0	13t	1
Romanowski	1	7	7.0	7	0
McKyer	1	0	0.0	0	0
BRONCOS	18	319	17.7	62t	5
OPPONENTS	11	193	17.5	55t	1

PUNTING	No.	Yds.	Avg.	Net	TB	In20	Long	B
Rouen	60	2598	43.3	38.1	4	22	57	0
BRONCOS	60	2598	43.3	38.1	4	22	57	0
OPPONENTS	94	4091	43.5	35.7	9	16	73	0

PUNT RETURNS	No.	FC	Yds.	Avg.	Long	TD
Gordon	40	22	543	13.6	94t	3
R. Smith	1	0	12	12.0	12	0
BRONCOS	41	22	555	13.5	94t	3
OPPONENTS	26	17	235	9.0	83t	1

KICKOFF RETURNS	No.	Yds.	Avg.	Long	TD
Hebron	43	1009	23.5	46	0
Loville	5	136	27.2	61	0
Burns	4	45	11.3	18	0
Chamberlain	1	13	13.0	13	0
D. Smith	1	0	0.0	0	0
BRONCOS	54	1203	22.3	61	0
OPPONENTS	89	1827	20.5	77	0

FIELD GOALS	1-19	20-29	30-39	40-49	50+
Elam	0/0	10/11	10/12	3/8	3/5
Bentley TM	0/0	1/1	1/1	0/1	0/0
BRONCOS	0/0	11/12	11/13	3/9	3/5
OPPONENTS	0/0	4/4	3/5	4/4	3/6

ELAM: (35G,36G,25G,53G)(38G,51G)(43B)(25G)(0)(40N,44G,43N)(38N,23G,22G,33G)(23G,48G,22G)(42N,25G,50G)(21G,38G,59N,38G,28G,34G)(36G,35B,32G)(35G,53N)(49G,44N,29N)(25G) BRONCOS: (35G,36G,25G,53G)(38G,51G)(43B)(25G)(0)(21G,48N,33G)(40N,44G,43N)(38N,23G,22G,33G)(23G,48G,22G)(42N,25G,50G)(21G,38G,59N,38G,28G,34G)(36G)(35B,32G)(35G,53N)(49G,44N,29N)(25G) OPPONENTS: (20G)(0)(37N)(56N,38G,43G)(52N)(26G,49G)(0)(30G,55G)(52G,41G)(0)(54G)(41G)(0)(51N)(35N,32G,20G)(26G)

1997 DEFENSIVE STATS

(based on coaches' film review)

	TT	UT	A	S-YDS	LYDS	PD	FF	FR
1 Mobley	162	113	49	4-23	1-13	8	3	1
2 Romanowski	117	77	40	2-18	1-7	2	2	0
3 Braxton	90	74	16	0.5-0.5	4-113	9	1	3
4 Crockett	83	69	14	0-0	4-18	21	1	0
Atwater	83	61	22	1-18	2-42	8	0	2
6 Aldridge	80	55	25	0-0	0-0	6	1	0
7 Gordon	62	50	12	2-2	4-64	11	1	1
8 Traylor	51	39	12	2-20	1-62	2	0	0
9 Williams	48	39	9	8.5-74	0-0	1	1	1
10 N. Smith	46	38	8	8.5-39.5	0-0	4	1	0
11 Pryce	28	20	8	2-9.5	0-0	0	0	0
12 Hasselbach	23	19	4	1.5-14.5	0-0	1	0	0
13 Tanuvasa	21	20	1	8.5-44.5	0-0	0	0	0
14 Johnson	17	17	0	0-0	0-0	7	0	0
McKyer	17	12	5	1-13	1-0	5	1	0
16 Lodish	14	9	5	1-7.5	0-0	0	0	1
17 Perry	11	9	2	0-0	0-0	3	1	0
18 Cadrez	8	7	1	0-0	0-0	0	0	0
19 Dodge	7	6	1	0-0	0-0	0	0	0
20 Hilliard	5	2	3	0-0	0-0	2	0	0
21 Burns	3	2	1	0-0	0-0	0	0	0
22 E. Jones	1	1	0	0-0	0-0	0	0	0
Veland	1	1	0	0-0	0-0	1	0	0
Richie	1	0	1	0.5-2	0-0	0	0	0
TEAM	979	740	239	44-298	18-319	91	13	9

1997 GAMES STARTED

OFFENSE	DEFENSE	
QB Elway, John	16 DE Hasselbach, Harald	3
RB Davis, Terrell	15 DE Smith, Neil	13
RB Hebron, Vaughn	1 DE Williams, Alfred	16
FB Griffith, Howard	13 DT Perry, Michael Dean	8
WR Green, Willie	1 DT Pryce, Trevor	3
WR McCaffrey, Ed	15 DT Tanuvasa, Maa	5
WR Smith, Rod	16 DT Traylor, Keith	16
TE Carswell, Dwayne	3 LB Aldridge, Allen	15
TE Sharpe, Shannon	16 LB Mobley, John	16
C Nalen, Tom	16 LB Romanowski, Bill	16
T Brown, Jamie	2 CB Crockett, Ray	16
T Jones, Tony	16 CB Gordon, Darrien	16
T Zimmerman, Gary	14 CB McKyer, Tim	1
G Diaz-Infante, David	7 S Atwater, Steve	15
G Habib, Brian	14 S Braxton, Tyrone	16
G Schlereth, Mark	11 S Dodge, Dedrick	1

1997 COACHES

Mike Shanahan (Head Coach), Frank Bush (Linebackers), Barney Chavous (Asst. Offensive Line/Asst. Strength & Conditioning), Rick Dennison (Special Teams), Ed Donatelli (Defensive Backs), George Dyer (Defensive Line), Alex Gibbs (Asst. Head Coach/Offensive Line), Mike Heimerdinger (Wide Receivers), Gary Kubiak (Offensive Coordinator/Quarterbacks), Brian Pariani (Tight Ends), Ricky Porter (Offensive Asst.), Greg Robinson (Defensive Coordinator), Greg Saporta (Asst. Strength & Conditioning), Rick Smith (Defensive Asst.), John Teerlinck (Pass Rush Specialist), Bobby Turner (Running Backs), Rich Tuten (Strength & Conditioning).

1997 LEADERS / RANKINGS

INDIVIDUAL	PLAYER	NO.	AFC RANK	NFL RANK	NFL LEADER	NO.
Points	Elam	124	2	4	Hollis (JAC)	134
Rushing Yards	Davis	1,750	1	2	Sanders (DET)	2,053
Passing Yards	Elway	3,635	4	5	Favre (GB)	3,867
Passer Rating	Elway	87.5	4	7	Young (SF)	104.7
Receiving Yards	R. Smith	1,180	4	8t	Moore (DET)	1,584
Receptions	Sharpe	72	7t	15t	Moore (DET)	104
Interceptions	Three Players	4	8t	23t	McNeil (STL)	9
Sacks	Three Players	8.5	10t	25t	Randall (MIN)	15.5

OFFENSE	NO.	AFC RANK	NFL RANK	NFL LEADER	NO.
Points Per Game	29.5	1	1	Denver	29.5

1996 FINAL STATISTICS (13-3)

Head Coach: Mike Shanahan AFC West: 1st Home Stadium: Mile High Stadium

Date	W-L	Score	Opponent	Attendance	RUSHING	No.	Yds.	Avg.	Long	TD
Sept 1	W	31-6	New York Jets	70,595	Davis	345	1538	4.5	71	13
Sept 8	W	30-20	at Seattle	43,671	Hebron	49	262	5.3	47	0
Sept 15	W	27-23	Tampa Bay	71,535	Elway	50	249	5.0	22	4
Sept 22	L	14-17	at Kansas City	79,439	Craver	59	232	3.9	28	2
Sept 29	W	14-10	at Cincinnati	51,798	Lewis	4	39	9.8	18	0
Oct 6	W	28-17	San Diego	75,058	Miller	3	39	13.0	26	1
Oct 20	W	45-34	Baltimore	70,453	Rivers	2	6	3.0	3	0
Oct 27	W	34-7	Kansas City	75,652	R. Smith	1	1	1.0	1	0
Nov 4	W	22-21	at Oakland	61,179	Musgrave	12	-4	-0.3	6	0
Nov 10	W	17-12	Chicago	75,555	BRONCOS	525	2362	4.5	71	20
Nov 17	W	34-8	at New England	59,452	OPPONENTS	345	1331	3.9	56	5
Nov 24	W	21-17	at Minnesota	59,142	RECEIVING	No.	Yds.	Avg.	Long	TD
Dec 1	W	34-7	Seattle	74,982	Sharpe	80	1062	13.3	51	10
Dec 8	L	6-41	at Green Bay	60,712	Miller	56	735	13.1	46	3
Dec 15	W	24-19	Oakland	75,466	McCaffrey	48	553	11.5	39	7
Dec 22	L	10-16	at San Diego	46,801	Craver	39	297	7.6	39	1

TEAM STATISTICS

	Den	Opp
TOTAL FIRST DOWNS	336	261
Rushing	134	67
Passing	180	165
Penalty	22	29
3RD DOWN: MADE/ATT	112/229	78/217
3rd Down Pct.	48.9	35.9
4TH DOWN: MADE/ATT	6/11	7/16
4th Down Pct.	54.5	43.8
POSSESSION AVG.	33:17	26:43
TOTAL NET YARDS	5791	4470
Avg. Per Game	361.9	279.4
Total Plays	1092	951
Avg. Per Play	5.3	4.7
NET YARDS RUSHING	2362	1331
Avg. Per Game	147.6	83.2
Total Rushes	525	345
NET YARDS PASSING	3429	3139
Avg. Per Game	214.3	196.2
Sacked/Yards Lost	31/233	40/274
Gross Yards	3662	3413
Att./Completions	536/327	566/302
Completion Pct.	61.0	53.4
Had Intercepted	17	23
PUNTS/AVERAGE	65/41.8	83/46.1
NET PUNTING AVG.	65/36.2	83/37.4
PENALTIES/YARDS	109/949	119/834
FUMBLES/BALL LOST	27/15	26/9
TOUCHDOWNS	47	31
Rushing	20	5
Passing	26	22
Returns	1	4

SCORE BY PERIODS

BRONCOS	1	2	3	4	OT	Total
BRONCOS	131	132	65	63	0	391
OPPONENTS	52	77	78	68	0	275

SCORING

	TD	Ru	Pa	Rt	PAT	FG	2pt	PTS
Elam	0	0	0	0	46/46	21/28	0	109
Davis	15	13	2	0	0	0	0	90
Sharpe	10	0	10	0	0	0	0	60
McCaffrey	7	0	7	0	0	0	0	42
Elway	4	4	0	0	0	0	0	24
Miller	4	1	3	0	0	0	0	24
Craver	3	2	1	0	0	0	0	18
R. Smith	2	0	2	0	0	0	0	12
Braxton	1	0	0	1	0	0	0	6
Sherrard	1	0	1	0	0	0	0	6
BRONCOS	47	20	26	4	46/46	21/28	0	391
OPPONENTS	31	5	22	4	25/25	20/23	2	275

2-PT. CONVERSIONS: BRONCOS 0-1, OPPONENTS 2-6

SACKS: A. Williams 13.0, Geathers 5.0, Tanuvasa 5.0, Crockett 4.0, Perry 3.5, Romanowski 3.0, Hasselbach 2.0, Lodish 1.5, Mobley 1.5, D. Williams 1.0, Robinson 0.5, **BRONCOS 40.0, OPPONENTS 31.0**

PASSING	Att.	Comp.	Yds.	Comp.%	Yd./Att.	TD	TD%	Int	Int%	LG	Sack/Lost	Rating
Elway	466	287	3328	61.6	7.14	26	5.6	14	3.0	51	26/194	89.2
Musgrave	52	31	276	59.6	5.31	0	0.0	2	3.8	46	4/32	57.9
Lewis	17	9	58	52.9	3.41	0	0.0	1	5.9	11	1/7	35.9
Craver	1	0	0	0.0	0.00	0	0.0	0	0.0	0	0/0	39.6
BRONCOS	536	327	3662	61.0	6.83	26	4.9	17	3.2	51	31/233	84.3
OPPONENTS	566	302	3413	53.4	6.03	22	3.9	23	4.1	51	40/274	67.7

1996 DEFENSIVE STATS

(based on coaches' film review)

	TT	UT	A	S-YDS	1-YDS	PD	FF	FR
1 Romanowski	128	94	34	3-15	3-1	12	0	3
2 Aldridge	121	74	47	0-0	0-0	6	1	0
3 Atwater	116	89	27	0-0	3-11	9	1	0
4 Braxton	102	78	24	0-0	0-128	19	3	1
5 Mobley	93	67	26	1.5-2	1-8	4	0	0
6 Crockett	68	56	12	4-29	2-34	15	3	0
7 A. Williams	65	55	10	13-103	0-4	5	1	0
8 Washington	44	33	11	0-0	2-17	10	0	0
9 Perry	39	33	6	3.5-22	0-0	4	2	1
10 Hilliard	30	26	4	0-0	1-27	5	0	0
Lodish	30	19	11	1.5-8.5	0-0	0	0	0
12 Tanuvasa	24	15	9	5-39	0-0	1	0	1
13 James	22	17	5	0-0	2-15	7	1	1
D. Williams	22	14	8	1-3	0-0	0	1	0
15 Geathers	18	13	5	5-34	0-0	0	0	0
16 Hasselbach	17	14	3	2-16	0-0	2	2	0
17 Hauck	16	10	6	0-0	0-0	0	0	0
18 Cadrez	15	7	8	0-0	0-0	0	0	0
19 Johnson	9	8	1	0-0	0-0	2	1	0
20 Burns	5	2	3	0-0	0-0	0	0	0
21 R. Jones	3	2	1	0-0	0-0	1	0	0
E. Jones	3	2	1	0-0	0-0	0	0	0
23 Robinson	2	1	1	0.5-2.5	0-0	0	0	0
TOTALS	992	729	263	40-274	23-241	101	19	9

1996 GAMES STARTED

OFFENSE	DEFENSE		
QB Elway, John	15	DE Hasselbach, Harald	1
QB Musgrave, Bill	1	DE Williams, Alfred	16
RB Davis, Terrell	16	DE Williams, Dan	15
FB Craver, Aaron	15	DT Lodish, Mike	16
WR McCaffrey, Ed	15	DT Perry, Michael Dean	15
WR Miller, Anthony	16	DT Tanuvasa, Maa	1
WR Smith, Rod	1	LB Aldridge, Allen	16
TE Carswell, Dwayne	2	LB Mobley, John	16
TE Sharpe, Shannon	15	LB Romanowski, Bill	16
C Nalen, Tom	16	CB Crockett, Ray	15
T Brown, Jamie	2	CB Hilliard, Randy	3
T Thompson, Broderick	16	CB James, Tory	2
T Zimmerman, Gary	14	CB Washington, Lionel	12
G Diaz-Infante, David	2	S Atwater, Steve	16
G Habib, Brian	16	S Braxton, Tyrone	16
G Schlereh, Mark	14		

1996 COACHES

Mike Shanahan (Head Coach), Frank Bush (Linebackers), Barney Chavous (Asst. Offensive Line/Asst. Strength and Conditioning), Rick Dennison (Offensive Asst.), Ed Donatelli (Defensive Backs), George Dyer (Defensive Line), Alex Gibbs (Asst. Head Coach/Offensive Line), Mike Heimerdinger (Wide Receivers), Gary Kubiak (Offensive Coordinator/OBs), Brian Pariani (Tight Ends), Greg Robinson (Defensive Coordinator), Greg Saporta (Administrative Asst./Strength and Conditioning), Richard Smith (Special Teams), Rick Smith (Defensive Asst.), Bobby Turner (Running Backs), Rich Tuten (Strength and Conditioning).

1996 LEADERS / RANKINGS

INDIVIDUAL	PLAYER	NO.	AFC RANK	NFL RANK	NFL LEADER	NO.
Points	Elam	109	8	14	Kasay (CAR)	145
Rushing Yards	Davis	1,538	1	2	Sanders (DET)	1,563
Passing Yards	Elway	3,328	5	7	Brunell (JAC)	4,367
Passer Rating	Elway	89.2	1	4	Young (SF)	97.2
Receiving Yards	Sharpe	1,062	9	15	Bruce (STL)	1,338
Receptions	Sharpe	80	8	16	Rice (SF)	108
Interceptions	Braxton	9	1	11	Braxton (DEN)/Lyle (STL)	9
Sacks	A. Williams	13	3t	5t	Greene (CAR)	14.5

OFFENSE	NO.	AFC RANK	NFL RANK	NFL LEADER	NO.
Points Per Game	24.4	2	4	Green Bay	28.5
Total Yards Per Game	361.9	1	1	Denver	361.9
Yards Per Play	5.3	3	4t	Baltimore	5.6
Rushing Yards Per Game	147.6	1	1	Denver	147.6
Net Passing Yards Per Game	214.3	7	13	Baltimore	248.6

DEFENSE	NO.	AFC RANK	NFL RANK	NFL LEADER	NO.
Points Per Game	17.2	3	7	Green Bay	13.1
Total Yards Per Game	279.4	2	4	Green Bay	259.8
Yards Per Play	4.7	3t	6t	Green Bay	4.2
Rushing Yards Per Game	83.2	1	1	Denver	83.2
Net Passing Yards Per Game	196.2	4	10	Green Bay	171.3

1996 KEY AWARDS

Pro Bowl (9): S Steve Atwater, S Tyrone Braxton, RB Terrell Davis, QB John Elway, DE Michael Dean Perry, LB Bill Romanowski, TE Shannon Sharpe, DE Alfred Williams, T Gary Zimmerman. **AP All-Pro (6):** S Steve Atwater (second team), RB Terrell Davis (first team), QB John Elway (second team), TE Shannon Sharpe (first team), DE Alfred Williams (first team), T Gary Zimmerman (first team). **AP NFL Offensive Player of the Year:** RB Terrell Davis. **Sports Illustrated NFL MVP:** RB Terrell Davis. **K.C. 101 Club AFC Coach of the Year:** Mike Shanahan.

1996 NFL STANDINGS

AFC EAST	Team	W	L	T	Pct	PF	PA
	y-z-New England	11	5	0	.688	418	313
	x-Buffalo	10	6	0	.625	319	266
	x-Indianapolis	9	7	0	.563	317	334
	Miami	8	8	0	.500	339	325
	New York Jets	1	15	0	.063	279	454

AFC CENTRAL	Team	W	L	T	Pct	PF	PA
	y-Pittsburgh	10	6	0	.625	344	257
	x-Jacksonville	9	7	0	.563	325	335
	Houston	8	8	0	.500	345	319
	Cincinnati	8	8	0	.500	372	369
	Baltimore	4	12	0	.250	371	441

AFC WEST	Team	W	L	T	Pct	PF	PA
	*y-Denver	13	3	0	.813	391	275
	Kansas City	9	7	0	.563	297	300
	San Diego	8	8	0	.500	310	376
	Oakland	7	9	0	.438	340	293
	Seattle	7	9	0	.438</		

1995 FINAL STATISTICS (8-8)

Head Coach: Mike Shanahan AFC West: 4th Home Stadium: Mile High Stadium

Date	W-L	Score	Opponent	Attendance	RUSHING	No.	Yds.	Avg.	Long	TD
Sept 3	W	22-7	Buffalo	75,157	Davis	237	1117	4.7	60	7
Sept 10	L	21-31	at Dallas	64,578	Craver	73	333	4.6	23	5
Sept 17	L	38-31	Washington	71,930	Milburn	49	266	5.4	29	0
Sept 24	L	6-17	at San Diego	58,978	Elway	41	176	4.3	25	1
Oct 1	L	10-27	at Seattle	49,914	Bernstine	23	76	3.3	18	1
Oct 8	W	37-3	at New England	60,074	Pritchard	6	17	2.8	9	0
Oct 16	W	27-0	Oakland	75,491	Millen	3	8	2.7	7	0
Oct 22	L	7-21	Kansas City	71,044	Miller	1	5	5.0	5	0
Nov 5	W	38-6	Arizona	71,488	Rivers	2	2	1.0	1	0
Nov 12	L	13-31	at Philadelphia	60,842	McCaffrey	1	-1	-1.0	-1	0
Nov 19	W	30-27	San Diego	74,681	Musgrave	4	-4	-1.0	0	0
Nov 26	L	33-42	at Houston	36,113	BRONCOS	440	1995	4.5	60	14
Dec 3	W	31-23	Jacksonville	72,231	OPPONENTS	451	1895	4.2	74	19
Dec 10	L	27-31	Seattle	71,488						
Dec 17	L	17-20	at Kansas City	75,061	RECEIVING	No.	Yds.	Avg.	Long	TD
Dec 24	W	31-28	at Oakland	50,074	Sharpe	63	756	12.0	49	4
					Miller	59	1079	18.3	62	14
					Davis	49	367	7.5	31	1
					Craver	43	369	8.6	32	1
					McCaffrey	39	477	12.2	35	2
					Pritchard	33	441	13.4	45	3
					Milburn	22	191	8.7	23	0
					Johnson	12	170	14.2	23	0
					Evans	12	124	10.3	22	1
					Smith	6	152	25.3	43	1
					Bernstine	5	54	10.8	38	0
					Carswell	3	37	12.3	5	0
					Rivers	3	32	10.7	23	0
					Chamberlain	1	11	11.0	11	0

TEAM STATISTICS	Den	Opp
TOTAL FIRST DOWNS	344	322
Rushing	114	114
Passing	205	186
Penalty	25	22

3RD DOWN: MADE/ATT	89/207	92/212
3rd Down Pct.	43.0	43.4
4TH DOWN: MADE/ATT	8/18	10/21
4th Down Pct.	44.4	47.6

POSSESSION AVG.	30:09	29:51
TOTAL NET YARDS	6040	5193
Avg. Per Game	377.5	324.6
Total Plays	1060	1010
Avg. Per Play	5.7	5.1

NET YARDS RUSHING	1995	1895
Avg. Per Game	124.7	118.4
Total Rushes	440	451
NET YARDS PASSING	4045	3298
Avg. Per Game	252.8	206.1

Sacked/Yards Lost	26/215	30/220
Gross Yards	4260	3518
Att./Completions	594/350	529/297
Completion Pct.	58.9	56.1
Had Intercepted	14	8

PUNTS/AVERAGE	54/40.9	76/42.8
NET PUNTING AVG.	54/37.3	76/34.9
PENALTIES/YARDS	109/851	103/848
FUMBLES/BALL LOST	25/16	20/13

TOUCHDOWNS	42	44
Rushing	14	19
Passing	27	20
Returns	1	5

SCORE BY PERIODS	1	2	3	4	OT	Total
BRONCOS	96	137	64	91	0	388
OPPONENTS	72	103	68	102	0	345

SCORING	TD	Ru	Pa	Rt	PAT	FG	S	PTS
Elam	0	0	0	0	39/39	31/38	0	132
Miller	14	0	14	0	0/0	0/0	0	84
Davis	8	7	1	0	0/0	0/0	0	48
Craver	6	5	1	0	0/0	0/0	0	36
Sharpe	4	0	4	0	0/0	0/0	0	24
Pritchard	3	0	3	0	0/0	0/0	0	18
McCaffrey	2	0	2	0	0/0	0/0	0	14
Elway	1	1	0	0	0/0	0/0	0	14
Bernstine	1	1	0	0	0/0	0/0	0	6
Evans	1	0	1	0	0/0	0/0	0	6
Smith	1	0	1	0	0/0	0/0	0	6
Crockett	1	0	0	1	0/0	0/0	0	6
BRONCOS	42	14	27	1	39/39	31/38	0	388
OPPONENTS	44	19	20	5	42/42	13/19	0	345

2-PT. CONVERSIONS:	Elway, McCaffrey, BRONCOS 2-3, OPPONENTS 0-2
--------------------	--

SACKS:	Perry 6.0, Fletcher 5.0, Hasselbach 4.0, Crockett 3.0, Cadrez 2.0, Dronett 2.0, Williams 2.0, Aldridge 1.5, Burns 1.5, Jones 1.0, Robinson 1.0, Alexander 0.5, Wilson 0.5, BRONCOS 30.0, OPPONENTS 26.0
--------	---

PASSING	Att.	Comp.	Yds.	Comp.%	Yd./Att.	TD	TD%
Elway	542	316	3970	58.3	7.32	26	4.8
Millen	40	26	197	65.0	4.93	1	2.5
Musgrave	12	8	93	66.7	7.75	0	0.0
BRONCOS	594	350	4260	58.9	7.17	27	4.5
OPPONENTS	529	297	3518	56.1	6.65	20	3.8

FIELD GOALS	1-19	20-29	30-39	40-49	50+
Elam	0/0	7/9	14/15	5/7	5/7
OPPONENTS	0/0	4/4	4/7	4/5	1/3

ELAM: (22G,52G,20G,38N,38G,37G) (1) (20G) (23G,52G) (23N,52N,30G) (37G,30G,51G) (30G,32G,33G,37G) (1) (53G) (44G,48G) (20G,35G,46N,32G) (56G,48N,35G) (38G) (29G,46G,66N) (49G) (45G,28N,27G,37G)
OPPONENTS: (1) (45G) (30N,31G) (45G) (48N,45G,20G) (51G) (1) (35N) (31G,20G,54N) (52N,39G) (29G,32G) (1) (47G) (36G) (37N) (1)

KICKOFF RETURNS	No.	Yds.	Avg.	Long	TD
Milburn	47	1269	27.0	86	0
Craver	7	50	7.1	13	0
Smith	4	54	13.5	17	0
Robinson	1	14	14.0	14	0
Burns	1	5	5.0	5	0
BRONCOS	60	1392	23.2	86	0
OPPONENTS	77	1671	21.7	94	2

60	1392	23.2	86	0
77	1671	21.7	94	2

60	1392	23.2	86	0
77	1671	21.7	94	2

60	1392	23.2	86	0
77	1671	21.7	94	2

60	1392	23.2	86	0
77	1671	21.7	94	2

60	1392	23.2	86	0
77	1671	21.7	94	2

60	1392	23.2	86	0
77	1671	21.7	94	2

60	1392	23.2	86	0
77	1671	21.7	94	2

60	1392	23.2	86	0
77	1671	21.7	94	2

60	1392	23.2	86	0
77	1671	21.7	94	2

60	1392	23.2	86	0
77	1671	21.7	94	2

60	1392	23.2	86	0
77	1671	21.7	94	2

60	1392	23.2	86	0
77	1671	21.7	94	2

60	1392	23.2	86	0
77	1671	21.7	94	2

60	1392	23.2	86	0
77	1671	21.7	94	2

60	1392	23.2	86	0
77	1671	21.7	94	2

60	1392	23.2	86	0
77	1671	21.7	94	2

60	1392	23.2	86	0
77	1671	21.7	94	2

1995 DEFENSIVE STATS

(based on coaches' film review)

	TT	UT	A	S-YDS	LYDS	PD	FF	FR
1 Atwater	148	107	41	0-0	3-54	8	3	0
2 Aldridge	110	77	33	1.5-10.5	0-0	3	1	1
3 Braxton	110	74	36	0-0	-2-36	10	0	0
4 Crockett	78	61	17	3-32	0-0	16	1	1
5 Wyman	73	54	19	0-0	0-0	1	1	0
6 Washington	62	46	16	0-0	0-0	9	1	1
7 J. Jones	49	26	23	1-8	0-0	0	0	2
8 Hager	48	25	13	0-0	1-19	5	0	0
9 Cadrez	44	22	22	2-3	0-0	0	2	0
10 Perry	42	38	4	6-52	0-0	8	2	0
11 Fletcher	40	34	6	5-42	0-0	1	2	0
12 Alexander	36	28	8	0-5	2-5	3	1	0
13 D. Jones	25	17	8	0-0	0-0	1	2	0
14 Hasselbach	24	15	9	4-23	0-0	2	0	4
15 Burns	22	14	8	1.5-9	0-0	0	1	0
16 Hillard	20	16	4	0-0	0-0	4	1	0
17 Thomas	17	12	5	0-0	0-0	3	1	0
18 Hauck	16	10	6	0-0	0-0	1	0	0
19 R. Jones	10	8	2	0-0	0-0	3	0	0

1994 FINAL STATISTICS (7-9)

Head Coach: Wade Phillips AFC West: 4th Home Stadium: Mile High Stadium

Date	W-L	Score	Opponent	Attendance	RUSHING	No.	Yds.	Avg.	Long	TD
Sept 4	L	34-37	San Diego	74,032	L. Russell	190	620	3.3	22	9
Sept 11	L	22-25	at New York Jets (OT)	73,436	Elway	58	235	4.1	22	4
Sept 18	L	16-48	L.A. Raiders	75,764	Milburn	58	201	3.5	20	1
Sept 26	L	20-27	at Buffalo	75,373	Clark	56	168	3.0	12	3
Oct 9	W	16-9	at Seattle	63,872	Bernstine	17	91	5.4	24	0
Oct 17	L	28-31	Kansas City	75,151	Rivers	43	83	1.9	11	2
Oct 23	W	20-15	at San Diego	61,626	Millen	5	57	11.4	24	0
Oct 30	W	26-14	Cleveland	73,190	Campbell	2	6	3.0	6	0
Nov 6	L	21-27	at L.A. Rams	48,103	D. Russell	1	6	6.0	6	0
Nov 13	W	17-10	Seattle	71,290	Miller	1	3	3.0	3	0
Nov 20	W	32-28	Atlanta	70,594	BRONCOS	431	1470	3.4	24	19
Nov 27	W	15-13	Cincinnati	69,714	OPPONENTS	432	1752	4.1	36	12
Dec 4	W	20-17	at Kansas City (OT)	77,631	RECEIVING	No.	Yds.	Avg.	Long	TD
Dec 11	L	13-23	at L.A. Raiders	60,016	Sharpe	87	1010	11.6	44	4
Dec 17	L	19-42	at San Francisco	64,884	Milburn	77	549	7.1	33	3
Dec 24	L	28-30	New Orleans	64,445	Miller	60	1107	18.5	76	5

TEAM STATISTICS	Den	Opp
TOTAL FIRST DOWNS	346	303
Rushing	101	103
Passing	202	182
Penalty	43	18
3RD DOWN: MADE/ATT	87/231	86/217
3rd Down Pct.	37.7	39.6
4TH DOWN: MADE/ATT	7/17	3/10
4th Down Pct.	41.2	30.0
POSSESSION AVG.	30:58	29:02
TOTAL NET YARDS	5487	5907
Avg. Per Game	342.9	369.2
Total Plays	1112	1023
Avg. Per Play	4.9	5.8
NET YARDS RUSHING	1470	1752
Avg. Per Game	91.9	109.5
Total Rushes	431	432
NET YARDS PASSING	4017	4155
Avg. Per Game	251.1	259.7
Sacked/Yards Lost	55/366	23/141
Gross Yards	4383	4296
Att./Completions	626/388	568/322
Completion Pct.	62.0	56.7
Had Intercepted	13	12
PUNTS/AVERAGE	76/42.9	76/43.5
NET PUNTING AVG.	76/37.1	76/35.8
PENALTIES/YARDS	101/865	134/1031
FUMBLES/BALL LOST	27/18	24/14
TOUCHDOWNS	37	43
Rushing	19	12
Passing	18	28
Returns	0	3

INTERCEPTIONS	No.	Yds.	Avg.	Long	TD
Jones	2	9	4.5	9	0
Hilliard	2	8	4.0	8	0
Crockett	2	6	3.0	6	0
Atwater	1	24	24.0	24	0
Washington	1	5	5.0	5	0
Fletcher	1	4	4.0	4	0
Alexander	1	2	2.0	2	0
B. Smith	1	0	0.0	0	0
Williams	1	-3	-3.0	-3	0
BRONCOS	12	55	4.6	24	0
OPPONENTS	13	288	22.2	91	3

PUNTING	No.	Yds.	Avg.	Net	TB	In20	Long	B
Rouen	76	3258	42.9	37.1	8	23	59	0
TEAM	76	3258	42.9	37.1	8	23	59	0
OPPONENTS	76	3303	43.5	35.8	10	21	62	0

PUNT RETURNS	No.	FC	Yds.	Avg.	Long	TD
Milburn	41	4	379	9.2	44	0
BRONCOS	41	4	379	9.2	44	0
OPPONENTS	39	13	275	7.1	29	0

KICKOFF RETURNS	No.	Yds.	Avg.	Long	TD
Milburn	37	793	21.4	40	0
By'not'e	24	545	22.7	41	0
D. Russell	5	105	21.0	34	0
Campbell	3	24	8.0	11	0
Clark	3	34	11.3	20	0
Carswell	1	0	0.0	0	0
Evans	1	6	6.0	6	0
Swann	1	16	16.0	16	0
BRONCOS	75	1523	20.3	41	0
OPPONENTS	70	1396	19.9	62	0

FIELD GOALS	1-19	20-29	30-39	40-49	50+
Elam	0/0	11/11	11/11	7/12	1/3
OPPONENTS	3/3	8/9	11/13	9/10	0/2

ELAM: (25G, 43G) (43G,21G,29G) (43G) (41N, 28G, 43G) (26G,33G,37G,43N) (49N,54G,25G) (27G,32G) (42G,57N,29G) (42G) (35G,50B) (34G,33G,45N,37G,44N) (34G,34G) (20G,21G) (28G,45G) (32G,30G)
OPPONENTS: (27G) (39G) (42G,33G) (36G, 28G) (37G, 36G,42G) (27N,19G) (22G,39G,37G, 26G,44G) (43G,45G) (35G,18G) (56N,19G) (43G,32G,51N) (22G,37B) (44G,29G,47G,30G, 28G) (26G,44B,32B,37G,40G)

PASSING	Att.	Comp.	Yds.	Comp.%	Yd./Att.	TD	TD%	Int	Int%	LG	Sack/Lost	Rating
Elway	494	307	3490	62.1	7.06	16	3.2	10	2.0	63	46/303	85.7
Millen	131	81	893	61.8	6.82	2	1.5	3	2.3	76	9/63	77.6
Rivers	1	0	0	0.0	0.00	0	0.0	0	0.0	0	0/0	39.6
BRONCOS	626	388	4383	62.0	7.00	18	2.9	13	2.1	76	55/366	83.8
OPPONENTS	568	322	4296	56.7	7.56	28	4.9	12	2.1	75	23/141	86.5

1994 DEFENSIVE STATS

(based on coaches' film review)

	TT	UT	A	S-YDS	I-YDS	PD	FF	FR
1 Alexander	172	105	67	1-10	1-2	7	0	1
2 Atwater	125	72	53	0-0	1-24	8	1	2
3 Mecklenburg	85	52	33	1.5-11	0-0	3	2	2
4 Washington	82	49	33	2.5-13	1-5	3	2	0
5 Fletcher	76	42	34	7-41	1-4	5	1	2
6 Crockett	70	48	22	0-0	2-6	20	0	2
7 B. Smith	68	54	14	0-0	1-0	14	0	0
8 Hasselbach	66	40	26	2-13	0-0	1	1	0
9 Dronett	63	39	24	6-35	0-0	5	1	0
10 R. Jones	55	37	18	0-0	2-9	5	0	1
11 Croel	52	29	23	0-0	0-0	1	1	0
12 Hilliard	51	46	5	0-0	2-8	14	2	0
13 D. Smith	42	25	17	1-9	0-0	5	0	1
14 D. Hall	34	18	16	0-0	0-0	1	0	0
15 Bradford	27	18	9	1-8	0-0	5	0	0
16 Fuller	22	17	5	0-0	0-0	3	0	0
Williams	22	11	11	0-0	1-3	2	0	0
18 Harvey	21	9	12	0-0	0-0	2	0	0
19 Burns	18	14	4	0-0	0-0	0	0	0
20 J. Robinson	14	8	6	1-1	0-0	1	0	0
21 Wyman	11	7	4	0-0	0-0	0	0	0
22 Aldridge	8	1	7	0-0	0-0	0	0	0
23 Ohodion	5	5	0	0-0	0-0	0	0	0
24 Sanders	3	1	2	0-0	0-0	0	0	0
25 By'not'e	1	1	0	0-0	0-0	0	0	0
Donahue	1	0	1	0-0	0-0	0	0	0
TOTAL	1,194	748	446	23-141	12-55	105	11	11

1994 GAMES STARTED

OFFENSE	DEFENSE		
QB Elway, John	14	DE Dronett, Shane	15
QB Millen, Hugh	2	DE Fletcher, Simon	16
RB Bernstein, Rod	3	DE Hasselbach, Harold	1
RB Clark, Derrick	4	DE Williams, Dan	15
RB Milburn, Glyn	6	NT Washington, Ted	16
RB Rivers, Reggie	1	LB Aldridge, Allen	1
RB Russell, Leonard	14	LB Alexander, Elijah	16
WR Campbell, Jeff	1	LB Burns, Keith	1
WR Miller, Anthony	14	LB Croel, Mike	12
WR Russell, Derek	12	LB Fuller, Randy	1
WR Tillman, Cedric	3	LB Harvey, Richard	1
TE Evans, Jerry	9	LB Mecklenburg, Karl	15
TE Sharpe, Shannon	13	CB Bradford, Ronnie	1
C Widell, Dave	16	CB Crockett, Ray	14
T Freeman, Russell	7	CB Hilliard, Randy	4
T Maggs, Don	1	CB Smith, Ben	14
T Scrafford, Kirk	8	S Atwater, Steve	14
T Zimmerman, Gary	16	S Hall, Darryl	3
G Habib, Brian	16	S Jones, Rondell	2
G Melander, Jon	15	S Smith, Dennis	12
G Nalen, Tom	1		

1994 COACHES

Wade Phillips (Head Coach), Vernon Banks (Strength & Conditioning), Barney Chavous (Defensive Line Asst./Strength & Conditioning Asst.), Jim Fassel (Asst. Head Coach/Offensive Coordinator), Mo Forte (Wide Receivers), Leon Fuller (Defensive Backs), Bishop Harris (Running Backs), John Levra (Offensive Line), Rex Norris (Defensive Line), Al Reynolds (Asst. Defensive Backs/Quality Control), Harold Richardson (Special Asst. to the Head Coach/Offense), Richard Smith (Special Teams/Linebackers), Les Steckel (Tight Ends), Charlie Walters (Defensive Coordinator), John Paul Young (Linebackers).

1994 LEADERS / RANKINGS

INDIVIDUAL	PLAYER	NO.	AFC RANK	NFL RANK	NFL LEADER	NO.
Points	Elam	119	2	3	Carney (SD)	135
Rushing Yards	Russell	620	15	27	Sanders (DET)	1,883
Passing Yards	Elway	3,490	3	8	Bledsoe (NE)	4,555
Passer Rating	Elway	85.7	2	4	Young (SF)	112.8
Receiving Yards	Miller	1,107	6	15	Rice (SF)	1,499
Receptions	Sharpe	87	4	8	Carter (MIN)	122
Interceptions	Jones/Hilliard/Crockett	2	33	69	Williams (ARI)	9
Sacks	Fletcher	7	16	31	Greene (PIT)	14

OFFENSE	NO.	AFC RANK	NFL RANK	NFL LEADER	NO.
Points Per Game	21.7	4	10	San Francisco	31.6
Total Yards Per Game	342.9	4	6	Miami	379.9
Yards Per Play	4.9	5	14	San Francisco	5.8
Rushing Yards Per Game	91.9	13	23	Pittsburgh	136.3
Net Passing Yards Per Game	273.9	3	4	New England	286.4

DEFENSE	NO.	AFC RANK	NFL RANK	NFL LEADER	NO.
Points Per Game	24.8	13	26	Cleveland	12.8
Total Yards Per Game	369.2	14	28	Dallas	269.6
Yards Per Play	5.8	14	28	Dallas	4.3
Rushing Yards Per Game	109.5	8	16	Minnesota	68.1
Net Passing Yards Per Game	259.7	14	28	Dallas	172.0

1993 FINAL STATISTICS (9-7)

Head Coach: Wade Phillips AFC West: 3rd Home Stadium: Mile High Stadium

Date	W-L	Score	Opponent	Attendance	RUSHING	No.	Yds.	Avg.	Long	TD
Sept 5	W	26-20	at New York Jets	68,130	Bernstine	223	816	3.7	24	4
Sept 12	W	34-17	San Diego	75,074	Delpino	131	445	3.4	18	8
Sept 20	L	7-15	at Kansas City	78,453	Milburn	52	231	4.4	26	0
Oct 3	W	35-13	Indianapolis	74,953	Elway	44	153	3.5	18	0
Oct 10	L	27-30	at Green Bay	58,943	Rivers	15	50	3.3	14	1
Oct 18	L	20-23	L.A. Raiders	75,712	Rouen	1	0	0.0	0	0
Oct 31	W	28-17	Seattle	73,644	Maddox	2	-2	-1.0	-1	0
Nov 7	W	29-14	at Cleveland	77,818	BRONCOS	468	1693	3.6	26	13
Nov 14	L	23-26	Minnesota	67,329	OPPONENTS	397	1418	3.6	28	6
Nov 21	W	37-13	Pittsburgh	74,840	RECEIVING	No.	Yds.	Avg.	Long	TD
Nov 28	W	17-9	at Seattle	57,812	Sharpe	81	995	12.3	63	9
Dec 5	L	10-13	at San Diego	60,233	Russell	44	719	16.3	43	3
Dec 12	W	27-21	Kansas City	75,822	Bernstine	44	372	8.5	41	0
Dec 18	W	13-3	at Chicago	53,056	Milburn	38	300	7.9	50	3
Dec 26	L	10-17	Tampa Bay	73,434	V. Johnson	36	517	14.4	56	5
Jan 2	L	30-33	at L.A. Raiders (OT)	66,904	Marshall	28	360	12.9	40	2

TEAM STATISTICS	Den	Opp
TOTAL FIRST DOWNS	327	280
Rushing	105	86
Passing	187	181
Penalty	35	13
3RD DOWN: MADE/ATT	98/225	71/215
3rd Down Pct.	43.6	33.0
4TH DOWN: MADE/ATT	2/11	8/17
4th Down Pct.	18.2	47.1
POSSESSION AVG.	31:23	28:37
TOTAL NET YARDS	5461	5149
Avg. Per Game	341.3	321.8
Total Plays	1060	1005
Avg. Per Play	5.2	5.1

NET YARDS RUSHING	Den	Opp
Avg. Per Game	1693	1418
Total Rushes	1053	88.6
NET YARDS PASSING	3768	3731
Avg. Per Game	235.5	233.2
Sacked/Yards Lost	39/238	46/238
Gross Yards	4061	3969
Att./Completions	553/350	562/314
Completion Pct.	63.3	55.9
Had Intercepted	10	18

PUNTS/AVERAGE	Den	Opp
NET PUNTING AVG.	68/44.4	81/43.7
PENALTIES/YARDS	68/37.1	81/36.0
FUMBLES/BALL LOST	112/822	128/1019
TOUCHDOWNS	29/18	27/13

SCORE BY PERIODS	1	2	3	4	OT	Total
BRONCOS	66	147	91	69	0	373
OPPONENTS	53	82	62	84	3	284

SCORING	TD	Ru	Pa	Rt	PAT	FG	S	PTS
Elam	0	0	0	0	41/42	26/35	0	119
Sharpe	9	0	9	0	0/0	0/0	0	54
Delpino	8	8	0	0	0/0	0/0	0	48
V. Johnson	5	0	5	0	0/0	0/0	0	30
Bernstine	4	4	0	0	0/0	0/0	0	24
Russell	4	0	3	1	0/0	0/0	0	24
Milburn	3	0	3	0	0/0	0/0	0	18
Rivers	2	1	1	0	0/0	0/0	0	14
Marshall	2	0	2	0	0/0	0/0	0	12
Tillman	2	0	2	0	0/0	0/0	0	12
Croel	1	0	0	1	0/0	0/0	0	6
R. Johnson	1	0	1	0	0/0	0/0	0	6
Wyman	1	0	1	0	0/0	0/0	0	6
BRONCOS	42	13	27	2	41/42	26/35	1	373
OPPONENTS	27	6	21	0	27/27	31/36	1	284

KICKOFF RETURNS	No.	Yds.	Avg.	Long	TD
Russell	18	374	20.8	49	0
Milburn	12	188	15.7	26	0
Delpino	7	146	20.9	49	0
Meeks	1	9	9.0	9	0
Sharpe	1	0	0.0	0	0
BRONCOS	39	717	18.4	49	0
OPPONENTS	63	1119	17.8	68	0

FIELD GOALS	1-19	20-29	30-39	40-49	50+
Elam	0/0	11/12	7/7	4/10	4/6
OPPONENTS	1/1	8/8	10/10	8/12	4/5

ELAM: (28G,30G,41G) (20G,54G) () (53N) (47G,37G) (40G,42N,37G) (47N) (22G,38G) (26B,53G) (48G,27G,28G) (25G,40N) (30G,42N) (36G,53G) (29G,24G,41N) (51N,24G) (52G,24G,27G,40N)
OPPONENTS: (22G,43G) (30G) (34G,41,52G,44G,20G) (28G,28G) (28G,32G,21G) (32G,49G,53G) (53G) (49N) (25G,19G,35G,43G) (37G,38G) () (56N,47N,27G,34G) (44N) (31G) (48G,41N) (43G,50G,39G,47G)

PASSING	Att.	Comp.	Yds.	Comp.%	Yd./Att.	TD	TD%	Int	Int%	LG	Sack/Lost	Rating
Elway	551	348	4030	63.2	7.31	25	4.5	10	1.8	63	39/293	92.8
Maddox	1	1	1	100.0	1.00	1	100.0	0	0.0	11	0/0	118.8
Marshall	1	1	30	100.0	30.00	1	100.0	0	0.0	30t	0/0	158.3
BRONCOS	553	350	4061	63.3	7.34	27	4.9	10	1.8	63	39/293	94.2
OPPONENTS	562	314	3969	55.9	7.06	21	3.7	18	3.2	74t	46/238	77.2

INTERCEPTIONS	No.	Yds.	Avg.	Long	TD
Smith	3	57	19.0	36	0
Braxton	3	37	12.3	25	0
Atwater	2	81	40.5	68	0
Dronett	2	13	6.5	7	0
Lang	2	4	2.0	4	0
Croel	1	22	22.0	22t	1
F. Robinson	1	13	13.0	13	0
Wyman	1	9	9.0	9	0
Bradford	1	0	0.0	0	0
Dimry	1	0	0.0	0	0
Hall	1	0	0.0	0	0
BRONCOS	18	236	13.1	68	1
OPPONENTS	10	79	7.9	19	0

PUNTING	No.	Yds.	Avg.	Net	TB	In20	Long	B
Rouen	67	3017	45.0	37.1	8	17	62	1
TEAM	68	3017	44.4	37.1	8	17	62	1
OPPONENTS	81	3541	43.7	36.0	10	22	61	2

PUNT RETURNS	No.	FC	Yds.	Avg.	Long	TD
Milburn	40	11	425	10.6	54	0
Bradford	1	0	0	0.0	0	0
BRONCOS	41	11	425	10.4	54	0
OPPONENTS	33	8	337	10.2	37	0

RECEIVING	No.	Yds.	Avg.	Long	TD
Sharpe	81	995	12.3	63	9
Russell	44	719	16.3	43	3
Bernstine	44	372	8.5	41	0
Milburn	38	300	7.9	50	3
V. Johnson	36	517	14.4	56	5
Marshall	28	360	12.9	40	2
Delpino	26	195	7.5	25	0
R. Johnson	20	243	12.2	38	1
Tillman	17	193	11.4	30	2
Kimbrough	8	79	9.9	16	0
Rivers	6	59	9.8	17	1
K. Taylor	1	28	28.0	28	0
Wyman	1	1	1.0	11	1
BRONCOS	350	4061	11.6	63	27
OPPONENTS	314	3969	12.6	74t	21

INTERCEPTIONS	No.	Yds.	Avg.	Long	TD
Smith	3	57	19.0	36	0
Braxton	3	37	12.3	25	0
Atwater	2	81	40.5	68	0
Dronett	2	13	6.5	7	0
Lang	2	4	2.0	4	0
Croel	1	22	22.0	22t	1
F. Robinson	1	13	13.0	13	0
Wyman	1	9	9.0	9	0
Bradford	1	0	0.0	0	0
Dimry	1	0	0.0	0	0
Hall	1	0	0.0	0	0
BRONCOS	18	236	13.1	68	1
OPPONENTS	10	79	7.9	19	0

1993 DEFENSIVE STATS

(based on coaches' film review)

	TT	UT	A	S-YDS	I-YDS	PD	FF	FR
1 Atwater	141	80	61	1-1	2-81	12	2	0
2 Wyman	133	91	42	2-9	1-0	4	0	1
3 Braxton	111	79	32	0-0	3-37	19	2	2
4 Croel	110	79	31	5-30	1-22	6	1	2
5 Mecklenburg	99	82	17	9-60	0-0	4	1	2
Fletcher	99	62	37	13.5-75.5	0-0	3	3	1
7 D. Smith	96	54	42	0-0	3-57	15	1	0
8 Hall	70	34	36	0-0	1-0	5	0	0
9 Kragen	65	43	22	3-10	0-0	3	0	1
10 Lang	64	42	22	0-0	2-4	12	0	0
11 Dimry	51	30	21	0-0	1-0	11	0	0
12 Dronett	49	32	17	7-24	2-13	5	1	0
13 F. Robinson	40	26	14	0-0	1-13	8	0	0
14 D. Williams	37	18	19	1-6	0-0	2	0	1
15 Oshodin	36	21	15	1-5	0-0	2	1	0
16 Bradford	13	10	3	0-0	1-0	6	0	0
J. Robinson	13	7	6	3.5-17.5	0-0	1	1	0
18 Alexander	10	8	2	0-0	0-0	0	0	0
19 R. Jones	6	4	2	0-0	0-0			

1991 FINAL STATISTICS (12-4)

Head Coach: Dan Reeves AFC West: 1st Home Stadium: Mile High Stadium

Date	W-L	Score	Opponent	Attendance	RUSHING	No.	Yds.	Avg.	Long	TD
Sept 1	W	45-14	Cincinnati	72,855	Green	261	1037	4.0	63	4
Sept 8	L	13-16	at L.A. Raiders	48,569	Lewis	99	376	3.8	27	4
Sept 15	W	16-10	Seattle	74,152	Elway	55	255	4.6	17	6
Sept 22	W	27-19	San Diego	73,258	Sewell	50	211	4.2	26	2
Sept 29	W	13-6	at Minnesota	55,031	Perryman	21	45	2.1	6	0
Oct 6	L	14-42	at Houston	59,145	Humphrey	11	33	3.0	7	0
Oct 20	W	19-16	Kansas City	75,866	Jackson	2	18	9.0	21	0
Oct 27	W	9-6	at New England	43,994	Sharpe	1	15	15.0	15	0
Nov 3	W	20-13	Pittsburgh	70,973	Kubiak	3	11	3.7	12	0
Nov 10	L	16-17	L.A. Raiders	75,896	Horan	2	9	4.5	9	0
Nov 17	L	24-20	at Kansas City	74,661	Rivers	2	5	2.5	3	0
Nov 24	L	10-13	at Seattle	60,430	BRONCOS	505	2015	4.0	63	16
Dec 1	W	20-3	New England	67,116	OPPONENTS	411	1794	4.4	49	8
Dec 8	W	17-7	at Cleveland	73,539	RECEIVING	No.	Yds.	Avg.	Long	TD
Dec 15	W	24-19	Phoenix	74,098	Young	44	629	14.3	52	2
Dec 22	W	17-14	at San Diego	51,449	Sewell	38	436	11.5	60	2

TEAM STATISTICS	Den	Opp
TOTAL FIRST DOWNS	284	242
Rushing	117	81
Passing	150	147
Penalty	17	14
3RD DOWN: MADE/ATT	92/223	64/206
3rd Down Pct.	41.3	31.1
4TH DOWN: MADE/ATT	8/14	7/17
4th Down Pct.	57.1	41.2
POSSESSION AVG.	31:36	28:24
TOTAL NET YARDS	5012	4549
Avg. Per Game	313.3	284.3
Total Plays	1012	939
Avg. Per Play	5.0	4.8
NET YARDS RUSHING	2015	1794
Avg. Per Game	125.9	112.1
Total Rushes	505	411
NET YARDS PASSING	2997	2755
Avg. Per Game	187.3	172.2
Sacked/Yards Lost	46/313	52/346
Gross Yards	3310	3101
Att./Completions	459/246	476/246
Completion Pct.	53.6	51.7
Had Intercepted	12	23
PUNTS/AVERAGE	74/41.2	79/44.5
NET PUNTING AVG.	36.4	39.1
PENALTIES/YARDS	94/715	105/848
FUMBLES/BALL LOST	31/13	26/10
TOUCHDOWNS	32	22
Rushing	16	8
Passing	13	12
Returns	3	2

SCORE BY PERIODS	1	2	3	4	OT	Total
BRONCOS	42	111	71	80	0	304
OPPONENTS	43	77	49	66	0	235

SCORING	TD	Ru	Pa	Rt	PAT	FG	S	PTS
Treadwell	0	0	0	0	31/32	27/36	0	112
Elway	6	6	0	0	0/0	0/0	0	36
Green	4	4	0	0	0/0	0/0	0	24
Lewis	4	4	0	0	0/0	0/0	0	24
Sewell	4	2	2	0	0/0	0/0	0	24
V. Johnson	3	0	3	0	0/0	0/0	0	18
Nattiel	2	0	2	0	0/0	0/0	0	12
Young	2	0	2	0	0/0	0/0	0	12
Braxton	1	0	0	1	0/0	0/0	0	6
Dimry	1	0	0	1	0/0	0/0	0	6
Jackson	1	0	1	0	0/0	0/0	0	6
R. Johnson	1	0	1	0	0/0	0/0	0	6
Powers	1	0	0	1	0/0	0/0	0	6
Russell	1	0	1	0	0/0	0/0	0	6
Sharpe	1	0	1	0	0/0	0/0	0	6
BRONCOS	32	16	13	3	31/32	27/36	0	304
OPPONENTS	22	8	12	2	22/22	27/33	0	235

SACKS: Fletcher 13.5, Croel 10.0, Mecklenburg 9.0, Holmes 5.0, Kragen 3.5, Mills 3.0, Walker 3.0, Powers 2.0, Atwater 1.0, Braxton 1.0, Sochia 1.0. **BRONCOS 52.0, OPPONENTS 45.0**

PASSING	Att.	Comp.	Yds.	Comp.%	Yd./Att.	TD	TD%	Int	Int%	LG	Sack/Lost	Rating
Elway	451	242	3253	53.7	7.21	13	2.9	12	2.7	71	45/305	75.4
Kubiak	5	3	33	60.0	6.60	0	0.0	0	0.0	14	1/8	79.6
Sewell	3	1	24	33.3	8.00	0	0.0	0	0.0	24	0/0	63.2
BRONCOS	459	246	3310	53.6	7.21	13	2.8	12	2.6	71	46/313	75.3
OPPONENTS	476	246	3101	51.7	6.51	12	2.5	23	4.8	63	52/346	60.6

RECEIVING	No.	Yds.	Avg.	Long	TD
Young	44	629	14.3	52	2
Sewell	38	436	11.5	60	2
Jackson	33	603	18.3	71	1
Sharpe	22	322	14.6	37	1
Russell	21	317	15.1	40	1
V. Johnson	21	208	9.9	22	3
Perryman	17	171	10.1	24	0
Nattiel	16	288	18.0	70	2
Green	13	78	6.0	13	0
Kay	11	139	12.6	32	0
R. Johnson	6	73	12.2	31	1
Lewis	2	9	4.5	7	0
Elway	1	24	24.0	24	0
B. Johnson	1	13	13.0	13	0
BRONCOS	246	3310	13.5	71	13
OPPONENTS	246	3101	12.6	63	12

INTERCEPTIONS	No.	Yds.	Avg.	Long	TD
Atwater	5	104	20.8	49	0
D. Smith	5	60	12.0	39	0
Braxton	4	55	13.8	52	1
Dimry	3	35	11.7	26	1
Henderson	2	53	26.5	53	0
Brooks	2	7	3.5	9	0
Robbins	1	35	35.0	35	0
Lang	1	30	30.0	30	0
BRONCOS	23	379	16.5	53	2
OPPONENTS	12	101	8.4	43	0

PUNTING	No.	Yds.	Avg.	Net	TB	In20	Long	B
Horan	72	3012	41.8	36.7	8	24	71	1
Elway	1	34	34.0	14.0	1	0	34	0
BRONCOS	74	3046	41.2	36.4	9	24	71	1
OPPONENTS	79	3513	44.5	39.1	7	17	63	0

PUNT RETURNS	No.	FC	Yds.	Avg.	Long	TD
V. Johnson	24	14	174	7.3	20	0
Nattiel	10	2	43	4.3	17	0
Clark	7	1	67	9.6	18	0
BRONCOS	41	17	284	6.9	20	0
OPPONENTS	28	14	170	6.1	23	0

KICKOFF RETURNS	No.	Yds.	Avg.	Long	TD
Montgomery	26	488	18.8	55	0
Russell	7	120	17.1	30	0
Clark	2	45	22.5	29	0
Lewis	1	20	20.0	20	0
Sewell	1	14	14.0	14	0
BRONCOS	37	687	18.6	55	0
OPPONENTS	62	1096	17.7	38	0

FIELD GOALS	1-19	20-29	30-39	40-49	50+
Treadwell	5/5	10/10	9/12	3/9	0/0
OPPONENTS	2/2	11/13	7/10	7/7	0/1

TREADWELL: (30N,42N,19G) (22G,47G) (17G,25G,35G) (34G,23G) (37G,42G) (31 N) (39G,30G,25G,27G) (35G), (18G,47N,34G) (28G,21G,45N) (19G,48N) (37G,35N) (47N,23G) (20G,24G) (37G) (18G) (42G,45N)
OPPONENTS: (29G,23G,34G,32N) (28G) (41G,43G,43G,36G) (49G,25G) (32N) (32G,48G,25G) (20G,17G,25N) (26G,39G,24N) (20G,37N) (19G,27G)(36G,42G) (23G) (52N,33G,45G,28G,38G)

1991 DEFENSIVE STATS

(based on coaches' film review)

	TT	UT	A	S-YDS	I-YDS	PD	FF	FR
1 Brooks	153	96	57	0-0	2-7	6	0	0
2 Atwater	150	83	67	1-5	5-104	11	1	1
3 Mecklenburg	130	73	57	9-68	0-0	3	1	0
4 D. Smith	110	67	43	0-0	5-60	12	1	1
5 Kragen	92	61	31	3.5-16	0-0	2	0	0
Braxton	92	57	35	1-8	4-55	12	1	1
7 Fletcher	89	46	43	13.5-92	0-0	3	2	1
8 Croel	84	55	29	10-65	0-0	2	4	0
9 Henderson	82	53	29	0-0	2-53	8	0	0
10 Holmes	44	21	23	5-32	0-0	4	0	0
11 Powers	42	25	17	2-22	0-0	2	0	2
12 Dimry	38	21	17	0-0	3-35	17	0	1
13 Traylor	31	16	15	0-0	0-0	0	0	0
Walker	31	16	15	3-23	0-0	0	1	0
15 Robbins	29	24	5	0-0	1-35	11	0	0
16 Mills	23	16	7	3-26	0-0	1	1	0
17 Lucas	15	8	7	0-0	0-0	1	0	0
18 Sochia	12	10	2	1-6	0-0	0	0	1
19 Lang	10	4	6	0-0	1-30	4	0	0
20 Carreker	6	0	6	0-0	0-0	0	0	0
21 Montgomery	5	3	2	0-0	0-0	0	1	1
22 Haliburton	2	0	2	0-0	0-0	0	0	0
23 Kartz	0	0	0	0-0	0-0	0	0	1
Szymanski	0	0	0	0-0	0-0	1	0	0
TOTALS	1,270	755	615	52-363	23-379	100	13	10

1991 GAMES STARTED

OFFENSE	DEFENSE
---------	---------

1990 FINAL STATISTICS (5-11)

Head Coach: Dan Reeves AFC West: 5th Home Stadium: Mile High Stadium

Date	W-L	Score	Opponent	Attendance
Sept 9	L	9-14	at L.A. Raiders	54,206
Sept 17	L	24-23	Kansas City	75,277
Sept 23	W	34-31	Seattle (OT)	75,290
Sept 30	L	28-29	at Buffalo	74,393
Oct 8	L	29-30	Cleveland	74,814
Oct 14	L	17-34	Pittsburgh	74,285
Oct 21	W	27-17	at Indianapolis	29,850
Nov 4	L	22-27	at Minnesota	57,331
Nov 11	L	7-19	at San Diego	59,557
Nov 18	L	13-16	Chicago (OT)	75,013
Nov 22	L	27-40	at Detroit	73,896
Dec 2	L	20-23	L.A. Raiders	74,162
Dec 9	L	20-31	at Kansas City	74,347
Dec 16	W	20-10	San Diego	64,919
Dec 23	L	12-17	at Seattle	55,845
Dec 30	W	22-13	Green Bay	46,943

TEAM STATISTICS	Den	Opp
TOTAL FIRST DOWNS	323	306
Rushing	126	110
Passing	170	181
Penalty	27	15
3RD DOWN: MADE/ATT	86/207	84/195
3rd Down Pct.	41.5	43.1
4TH DOWN: MADE/ATT	7/14	7/12
4th Down Pct.	50.0	58.3
POSSESSION AVG.	30:50	29:10
TOTAL NET YARDS	5213	5345
Avg. Per Game	325.8	334.1
Total Plays	1035	969
Avg. Per Play	5.0	5.5
NET YARDS RUSHING	1872	1963
Avg. Per Game	117.0	122.7
Total Rushes	462	456
NET YARDS PASSING	3341	3382
Avg. Per Game	208.8	211.4
Sacked/Yards Lost	46/330	34/289
Gross Yards	3671	3671
Att./Completions	527/305	479/284
Completion Pct.	57.9	59.3
Had Intercepted	18	10
PUNTS/AVERAGE	60/43.5	62/41.4
NET PUNTING AVG.	38.5	35.6
PENALTIES/YARDS	108/775	105/824
FUMBLES/BALL LOST	30/14	36/15
TOUCHDOWNS	36	43
Rushing	19	16
Passing	15	22
Returns	2	5

SCORE BY PERIODS	1	2	3	4	OT	Total
BRONCOS	87	120	46	75	3	331
OPPONENTS	60	85	96	131	3	374

SCORING	TD	Ru	Pa	Rt	PAT	FG	S	PTS
Treadwell	0	0	0	0	34/36	25/34	0	109
Humphrey	7	7	0	0	0/0	0/0	0	42
Jackson	5	1	4	0	0/0	0/0	0	30
Bratton	4	3	1	0	0/0	0/0	0	24
Young	4	0	4	0	0/0	0/0	0	24
Elway	3	3	0	0	0/0	0/0	0	18
Johnson	3	0	3	0	0/0	0/0	0	18
Sewell	3	3	0	0	0/0	0/0	0	18
Nattiel	2	0	2	0	0/0	0/0	0	12
Winder	2	2	0	0	0/0	0/0	0	12
Mecklenburg	1	0	0	1	0/0	0/1	8	8
Henderson	1	0	0	1	0/0	0/0	6	6
Sharpe	1	0	1	0	0/0	0/0	6	6
Fletcher	0	0	0	0	0/0	0/1	2	2
TEAM	36	19	15	2	34/36	25/34	3	331
BRONCOS	36	19	15	2	34/36	25/34	3	331
OPPONENTS	43	16	22	5	38/43	26/33	0	374

SACKS: Fletcher 11.0, Mecklenburg 5.0, Powers 4.0, Holmes 3.0, Brooks 2.0, Galloway 2.0, Kragen 2.0, Atwater 1.0, Dennison 1.0, Lucas 1.0, Townsend 1.0. **BRONCOS 34.0, OPPONENTS 46.0**

PASSING	Att.	Comp.	Yds.	Comp.%	Yd./Att.	TD	TD%	Int	Int%	LG	Sack/Lost	Rating
Elway	502	294	3526	58.6	7.02	15	3.0	14	2.8	66	43/311	78.5
Kubiak	22	11	145	50.0	6.59	0	0.0	4	18.2	36	3/19	31.6
Humphrey	2	0	0	0.0	0.00	0	0.0	0	0.0	0	0/0	39.6
Sewell	1	0	0	0.0	0.00	0	0.0	0	0.0	0	0/0	39.6
BRONCOS	527	305	3671	57.9	6.97	15	2.8	18	3.4	66	46/330	74.6
OPPONENTS	479	284	3671	59.3	7.66	22	4.6	10	2.1	90	34/289	90.0

1990 DEFENSIVE STATS

(based on coaches' film review)

	TT	UT	A	S-YDS	I-YDS	PD	FF	FR
1 Brooks	175	102	73	2-17	0-0	2	2	0
2 Atwater	173	112	61	1-5	2-32	4	2	0
3 Mecklenburg	116	67	49	5-45	0-0	1	0	2
4 D. Smith	110	63	47	0-0	1-13	8	1	2
5 Fletcher	97	55	42	11-90	0-0	1	4	1
6 Henderson	88	57	31	0-0	2-71	5	0	1
7 Kragen	81	46	35	2-9	0-0	5	3	2
8 Powers	77	43	34	4-31	0-0	1	2	0
9 Munford	70	39	31	0-0	0-0	0	0	0
10 Robbins	68	43	25	0-0	0-0	5	0	2
11 Montgomery	53	37	16	0-0	2-43	6	0	0
12 Corrington	43	23	20	0-0	0-0	5	1	1
13 Holmes	40	27	13	3-23	0-0	6	1	0
14 Lucas	32	16	16	1-7	0-0	0	1	1
15 Szymanski	30	13	17	0-0	0-0	0	0	0
16 Curtis	24	14	10	0-0	0-0	0	0	0
17 E. Smith	23	15	8	0-0	0-0	3	1	1
18 Braxton	17	11	6	0-0	1-10	2	0	0
19 Galloway	15	11	4	2-12	0-0	1	0	0
Townsend	15	8	7	1-12	0-0	1	0	0
21 Clark	9	6	3	0-0	0-0	0	0	0
22 Lang	8	6	2	0-0	1-5	3	1	1
23 Dennison	7	7	0	1-10	0-0	0	0	0
Haliburton	7	3	4	0-0	0-0	0	0	0
25 Team	0	0	0	1-28	0-0	0	0	0
Plummer	0	0	0	0-0	1-16	1	0	0
TOTALS	1,378	824	554	34-289	10-190	60	19	14

1990 GAMES STARTED

OFFENSE	DEFENSE	
QB Elway, John	16 DE Holmes, Ron	10
RB Humphrey, Bobby	14 DE Powers, Warren	16
RB Winder, Sammy	2 DE Szymanski, Jim	6
FB Bratton, Melvin	3 NT Kragen, Greg	6
FB Porter, Kerry	3 LB Brooks, Michael	16
FB Sewell, Steve	1 LB Curtis, Scott	1
WR Jackson, Mark	15 LB Fletcher, Simon	11
WR Johnson, Vance	13 LB Lucas, Tim	5
WR Nattiel, Ricky	3 LB Mecklenburg, Karl	16
WR Sharpe, Shannon	2 LB Munford, Marc	2
WR Young, Michael	1 CB Braxton, Tyrone	15
TE Kay, Clarence	14 CB Henderson, Wymon	2
TE Mobley, Orson	8 CB Montgomery, Alton	4
TE Verhulst, Chris	1 CB Robbins, Randy	9
C Kartz, Keith	16 CB Smith, Elliot	3
T Hamilton, Darrell	8 S Atwater, Steve	15
T Lanier, Ken	16 S Corrington, Kip	1
T Perry, Gerald	8 S Smith, Dennis	15
G Juriga, Jim	11	
G Widell, Dave	5	
G Widell, Doug	16	

1990 COACHES

Dan Reeves (Head Coach), Marvin Bass (Special Assistant), Barney Chavous (Defensive Assistant), Mo Forte (Running Backs), Chan Galley (Offensive Coordinator/Wide Receivers), George Henshaw (Offensive Line), Earl Leggett (Defensive Line), Pete Mangurian (Tight Ends/Asst. Offensive Line), Al Miller (Strength/Conditioning), Mike Nolan (Linebackers), Wade Phillips (Defensive Coordinator), Harold Richardson (Special Teams), Mike Shanahan (Quarterbacks), Charlie Waters (Defensive Backs).

1990 LEADERS / RANKINGS

INDIVIDUAL	PLAYER	NO.	AFC RANK	NFL RANK	NFL LEADER	NO.
Points	Treadwell	109	3	6	Lowery (KC)	139
Rushing Yards	Humphrey	1,202	3	5	Sanders (DET)	1,304
Passing Yards	Elway	3,526	3	5	Moon (HOU)	4,689
Passer Rating	Elway	78.5	7	14	Kelly (BUF)	101.2
Receiving Yards	Jackson	926	8	15	Rice (SF)	1,502
Receptions	Jackson	57	12	24	Rice (SF)	100
Interceptions	Henderson/Mont/Atwater	2	33	75	Carrier (CHI)	10
Sacks	Fletcher	11	10	14	Thomas (KC)	20

OFFENSE	NO.	AFC RANK	NFL RANK	NFL LEADER	NO.
Points Per Game	20.7	12	23	New York Giants	13.2
Total Yards Per Game	325.8	4	8	Houston	388.9
Yards Per Play	5.0	9	16	Houston	6.2
Rushing Yards Per Game	117.0	8	14	Philadelphia	159.8
Net Passing Yards Per Game	208.8	3	7	Houston	300.3

DEFENSE	NO.	AFC RANK	NFL RANK	NFL LEADER	NO.
Points Per Game	23.4	12	23	New York Giants	13.2
Total Yards Per Game	334.1	10	20	Pittsburgh	257.2
Yards Per Play	5.5	11	22	Pittsburgh	4.4
Rushing Yards Per Game	122.7	9	17	Philadelphia	73.1
Net Passing Yards Per Game	211.4	11	21	Pittsburgh	156.3

1990 KEY AWARDS

Pro Bowl (3): S Steve Atwater, RB Bobby Humphrey, S Dennis Smith.

1990 NFL STANDINGS

AFC EAST	W	L	T	Pct	PF	PA
*yz-Buffalo	13	3	0	.813	428	263
x-Miami	12	4	0	.750	336	242
Indianapolis	7	9	0	.438	281	353
New York Jets	6	10	0	.375	295	345
New England	1	15	0	.063	181	446

AFC CENTRAL	W	L	T	Pct	PF	PA
y-Cincinnati	9	7	0	.563	360	352
x-Houston	9	7	0	.563	405	307
Pittsburgh	9	7	0	.563	292	240
Cleveland	3	13	0	.188	228	462

AFC WEST	W	L	T	Pct	PF	PA
yz-L.A. Raiders	12	4	0	.750	337	268
x-Kansas City	11	5	0	.688	369	257
Seattle	9	7	0	.563	306	286
San Diego	6	10	0	.375	315	281
Denver	5	11	0	.313	331	374

NFC EAST	W	L	T	Pct	PF	PA
yz-New York Giants	13	3	0	.813	335	211
x-Philadelphia	10	6	0	.625	396	299
x-Washington	10	6	0	.625	381	301
Dallas	7	9	0	.438	244	308
Phoenix	5	11	0	.313	268	396

NFC CENTRAL	W	L	T	Pct	PF	PA
Team	11	5	0	.688	348	280
y-Chicago	6	10	0	.375	264	367
Tampa Bay	6	10	0	.375	373	413
Detroit	6	10	0	.375	271	347
Green Bay	6	10	0	.375	351	326
Minnesota	6	10	0	.375	351	326

NFC WEST	W	L	T	Pct	PF	PA
*yz-San Francisco	14	2	0	.875	353	239
x-New Orleans	8	8	0	.500	274	275
Atlanta	5	11	0	.313	348	365
L.A. Rams	5	11	0	.313	345	412

x - Playoffs; y - Division Title; z - First-round Bye; * - Home-field Advantage

WILD CARD PLAYOFF GAMES

1/5 - at Miami 17, Kansas City 16
 1/5 - Washington 20, at Philadelphia 6
 1/6 - at Cincinnati 41, Houston 14
 1/6 - at Chicago 16, New Orleans 6

DIVISIONAL PLAYOFF GAMES

1/12 - at Buffalo 44, Miami 34
 1/12 - at San Francisco 28, Washington 10
 1/13 - at L.A. Raiders 20, Cincinnati 10
 1/13 - at New York Giants 31, Chicago 3

CONFERENCE CHAMPIONSHIPS

1/20 - at Buffalo 51, L.A. Raiders 3
 1/20 - New York Giants 15, at San Francisco 13

SUPER BOWL XXV (TAMPA, FLA.)

1/27 - New York Giants 20, Buffalo 19

1989 FINAL STATISTICS (11-5)

Head Coach: Dan Reeves AFC West: 1st Home Stadium: Mile High Stadium

Date	W-L	Score	Opponent	Attendance
Sept 10	W	34-20	Kansas City	74,284
Sept 18	W	28-18	at Buffalo	78,176
Sept 24	W	31-21	L.A. Raiders	75,754
Oct 1	L	13-16	at Cleveland	78,637
Oct 8	W	16-10	San Diego	75,222
Oct 15	W	14-3	Indianapolis	74,680
Oct 22	W	24-21	at Seattle (OT)	82,353
Oct 29	L	24-28	Philadelphia	75,065
Nov 5	W	34-7	Pittsburgh	74,739
Nov 12	W	16-13	at Kansas City	76,245
Nov 20	W	14-10	at Washington	52,975
Nov 26	W	41-14	Seattle	75,117
Dec 3	L	13-16	at L.A. Raiders (OT)	87,560
Dec 10	L	7-14	New York Giants	63,283
Dec 16	W	37-0	at Phoenix	56,071
Dec 24	L	16-19	at San Diego	50,524

TEAM STATISTICS	Den	Opp
TOTAL FIRST DOWNS	308	246
Rushing	125	90
Passing	163	142
Penalty	20	14
3RD DOWN: MADE/ATT	111/240	73/216
3rd Down Pct.	46.3	33.8
4TH DOWN: MADE/ATT	2/9	12/24
4th Down Pct.	22.2	50.0
POSSESSION AVG.	32:17	27:43
TOTAL NET YARDS	5093	4407
Avg. Per Game	318.3	275.4
Total Plays	1071	977
Avg. Per Play	4.8	4.5
NET YARDS RUSHING	2092	1580
Avg. Per Game	130.8	98.8
Total Rushes	554	426
NET YARDS PASSING	3001	2827
Avg. Per Game	187.6	176.7
Sacked/Yards Lost	43/351	47/374
Gross Yards	3352	3201
Att./Completions	474/256	504/268
Completion Pct.	54.0	53.2
Had Intercepted	20	21
PUNTS/AVERAGE	80/39.8	84/41.0
NET PUNTING AVG.	33.7	35.0
PENALTIES/YARDS	83/594	102/823
FUMBLES/BALL LOST	26/12	43/22
TOUCHDOWNS	40	25
Rushing	15	10
Passing	21	13
Returns	4	2

SCORE BY PERIODS	1	2	3	4	OT	Total
BRONCOS	84	114	57	104	3	362
OPPONENTS	44	53	50	76	3	226

SCORING	TD	Ru	Pa	Rt	PAT	FG	S	PTS
Treadwell	0	0	0	0	39/40	27/33	0	120
Humphrey	8	7	1	0	0/0	0/0	0	48
Johnson	7	0	7	0	0/0	0/0	0	42
Bratton	4	1	3	0	0/0	0/0	0	24
Elway	3	3	0	0	0/0	0/0	0	18
Sewell	3	0	3	0	0/0	0/0	0	18
Alexander	2	2	0	0	0/0	0/0	0	12
Jackson	2	0	2	0	0/0	0/0	0	12
Kay	2	0	2	0	0/0	0/0	0	12
Winder	2	2	0	0	0/0	0/0	0	12
Young	2	0	2	0	0/0	0/0	0	12
Braxton	1	0	1	0	0/0	0/0	0	6
Kragen	1	0	1	0	0/0	0/0	0	6
Mecklenburg	1	0	1	0	0/0	0/0	0	6
Nattiel	1	0	1	0	0/0	0/0	0	6
Robbins	1	0	1	0	0/0	0/0	0	6
Brooks	0	0	0	0	0/0	0/0	1	2
BRONCOS	40	15	21	4	39/40	27/33	1	362
OPPONENTS	25	10	13	2	25/25	17/27	0	226

SACKS: Fletcher 12, Holmes 9, Mecklenburg 7.5, Carreker 5.5, Powers 3, Kragen 2, Lucas 2, Townsend 2, Brooks 1, Dennison 1, McCullough 1, Munford 1, BRONCOS 47.0, OPPONENTS 43.0

PASSING	Att.	Comp.	Yds.	Comp. %	Yd./Att.	TD	TD%	Int	Int%	LG	Sack/Lost	Rating
Elway	416	223	3051	53.6	7.33	18	4.3	18	4.3	69	35/298	73.7
Kubiak	55	32	284	58.2	5.16	2	3.6	2	3.6	22	8/53	69.1
Humphrey	2	1	17	50.0	8.50	1	50.0	0	0.0	17	0/0	118.8
Johnson	1	0	0	0.0	0.00	0	0.0	0	0.0	0	0/0	39.6
BRONCOS	474	256	3352	54.0	7.07	21	4.4	20	4.2	69	43/351	73.7
OPPONENTS	504	268	3201	53.2	6.35	13	2.6	21	4.2	75	47/374	64.1

RUSHING	No.	Yds.	Avg.	Long	TD
Humphrey	294	1151	3.9	40	7
Winder	110	351	3.2	16	2
Elway	48	244	5.1	31	3
Alexander	45	146	3.2	11	2
Bratton	30	108	3.6	9	1
Sewell	7	44	6.3	10	0
Kubiak	15	35	2.3	10	0
Jackson	5	13	2.6	8	0
BRONCOS	554	2092	3.8	40	15
OPPONENTS	426	1580	3.7	24	10

RECEIVING	No.	Yds.	Avg.	Long	TD
Johnson	76	1095	14.4	69	7
Jackson	28	446	15.9	49	2
Sewell	25	416	16.6	56	3
Young	22	402	18.3	47	2
Humphrey	22	156	7.1	13	1
Kay	21	197	9.4	20	2
Mobley	17	200	11.8	36	0
Winder	14	91	6.5	19	0
Nattiel	10	183	18.3	43	1
Bratton	10	69	6.9	17	3
Alexander	8	84	10.5	28	0
Kelly	3	13	4.3	6	0
BRONCOS	256	3352	13.1	69	21
OPPONENTS	268	3201	11.9	75	13

INTERCEPTIONS	No.	Yds.	Avg.	Long	TD
Braxton	6	103	17.2	34	1
Henderson	3	58	19.3	25	0
Atwater	3	34	11.3	30	0
D. Smith	2	78	39.0	50	0
Robbins	2	18	9.0	18	1
Munford	2	16	8.0	10	0
Corrington	1	8	8.0	8	0
Carrington	1	2	2.0	2	0
Dennison	1	1	1.0	1	0
BRONCOS	21	318	15.1	50	2
OPPONENTS	20	194	9.7	32	1

PUNTING	No.	Yds.	Avg.	Net	TB	In20	Long	B
Horan	77	3111	40.4	34.3	5	24	63	0
Elway	1	34	34.0	14.0	1	0	34	0
Kubiak	2	43	21.5	21.5	0	1	29	0
BRONCOS	80	3188	39.8	33.7	6	25	63	0
OPPONENTS	84	3440	41.0	35.0	8	18	64	0

PUNT RETURNS	No.	FC	Yds.	Avg.	Long	TD
Bell	21	3	143	6.8	24	0
Johnson	12	6	118	9.8	34	0
Nattiel	9	0	77	8.6	38	0
Woods	2	0	6	3.0	11	0
Carrington	1	0	0	0.0	0	0
BRONCOS	45	9	344	7.6	38	0
OPPONENTS	28	18	370	13.2	52	0

KICKOFF RETURNS	No.	Yds.	Avg.	Long	TD
Bell	30	602	20.1	33	0
Carrington	6	152	25.3	68	0
Humphrey	4	86	21.5	29	0
Bratton	2	19	9.5	10	0
Woods	1	17	17.0	17	0
BRONCOS	43	876	20.4	68	0
OPPONENTS	72	1256	17.4	36	0

FIELD GOALS	1-19	20-29	30-39	40-49	50+
Treadwell	3/3	13/14	8/8	3/7	0/1
OPPONENTS	0/0	3/3	5/6	7/14	2/4

TREADWELL: (41G,29G) (22G,33G,46G,24G) (38G) (21G,26G) (46G,18G,54N,27G) (1) (46N,46N,27N,27G) (18G) (26G,26G) (18G,27G,26G) (1) (30G,25G) (34G,35G,42N) (1) (38G,33G,35G) (43N,24G)

OPPONENTS: (41G,54N,23G) (43N) (1) (47N,36G,48G,24N,48G) (39G) (49N,55G) (40N) (41N) (1) (39G,42G) (38N,32G) (1) (37G,46G,26G) (47N) (1) (52N,22G,41G,53G,45G)

1989 DEFENSIVE STATS

(based on coaches' film review)

	TT	UT	A	S-YDS	I-YDS	PD	FF	FR
1 Mecklenburg	143	83	60	7.5-79	0-0	3	2	4
2 Atwater	129	86	43	0-0	3-34	10	0	1
3 Brooks	123	66	57	1-9	0-0	2	1	2
4 Braxton	111	77	34	0-0	6-103	14	2	2
5 Dennison	106	65	61	1-6	1-1	1	2	1
6 Fletcher	105	61	44	12-79	0-0	2	3	1
7 Munford	98	54	44	1-5	2-16	2	0	1
8 Smith	82	47	35	0-0	2-78	11	6	3
9 Henderson	76	47	29	0-0	3-58	13	0	0
10 Kragen	72	43	29	2-13	0-0	2	0	4
11 Carreker	65	36	29	5.5-34	0-0	1	3	0
12 Holmes	48	32	16	9-87	0-0	4	2	0
13 Townsend	40	26	14	2-13	0-0	0	2	2
14 Robbins	37	25	12	0-0	2-18	8	0	1
15 Corrington	26	17	9	0-0	1-8	5	1	0
16 Curtis	23	12	11	0-0	0-0	0	0	0
17 Powers	19	7	12	3-30	0-0	0	1	0
18 Haynes	18	13	5	0-0	0-0	3	0	0
19 Carrington	16	11	5	0-0	1-2	1	0	0
20 Lucas	6	5	1	2-22	0-0	1	0	0
21 Klosterman	3	1	2	0-0	0-0	0	0	0
22 McCullough	2	2	0	1-0	0-0	0	0	0
Henke	2	0	2	0-0	0-0	0	0	0
TOTALS	1,350	796	554	47-377	21-318	83	25	22

1989 GAMES STARTED

OFFENSE	DEFENSE	
QB Elway, John	15 DE Carreker, Alphonso	16
QB Kubiak, Gary	1 DE Holmes, Ron	8
RB Humphrey, Bobby	12 DE Powers, Warren	1
RB Sewell, Steve	3 DE Townsend, Andre	10
RB Winder, Sammy	2 NT Kragen, Greg	14
FB Alexander, Jeff	6 LB Brooks, Michael	16
FB Bratton, Melvin	3 LB Dennison, Rick	12
FB Kelly, Pat	1 LB Fletcher, Simon	16
WR Jackson, Mark	16 LB Mecklenburg, Karl	15
WR Johnson, Vance	16 LB Munford, Marc	5
TE Kay, Clarence	16 CB Braxton, Tyrone	16
TE Mobley, Orson	5 CB Henderson, Wymon	15
C Kartz, Keith	16 S Atwater, Steve	16
T Lanier, Ken	16 S Robbins, Randy	2
T Perry, Gerald	15 S Smith, Dennis	14
G Bishop, Keith	7	
G Juriga, Jim	16	
G Widell, Doug	10	

1989 COACHES

Dan Reeves (Head Coach), Marvin Bass (Special Assistant), Barney Chavous (Asst. Strength and Conditioning), Mo Forte (Running Backs), Chan Gailey (Offensive Coordinator/Wide Receivers), George Henshaw (Offensive Line), Earl Leggett (Defensive Line), Pete Mangurian (Tight Ends/Asst. Offensive Line), Al Miller (Strength/Conditioning), Mike Nolan (Linebackers), Wade Phillips (Defensive Coordinator), Harold Richardson (Special Teams), Charlie Waters (Defensive Backs).

1989 LEADERS / RANKINGS

INDIVIDUAL	PLAYER	NO.	AFC RANK	NFL RANK	NFL LEADER	NO.
Points	Treadwell	120	1	3	Cofer (SF)	138
Rushing Yards	Humphrey	1,151	5	8	Okoye (KC)	1,480
Passing Yards	Elway	3,051	8	16	Majkowski (GB)	4,318
Passer Rating	Elway	73.7	9	17	Montana (SF)	112.4
Receiving Yards	Johnson	1,095	5	15	Rice (SF)	1,483
Receptions	Johnson	76	9	17	Sharpe (GB)	90
Interceptions	Braxton	6	5	7	Wright (CLE)	9
Sacks	Fletcher	12	4	11	Doleman (MIN)	21

OFFENSE	NO.	AFC RANK	NFL RANK	NFL LEADER	NO.
Points Per Game	22.6	4	7	San Francisco	27.6
Total Yards Per Game	318.3	7	15	San Francisco	391.8
Yards Per Play	4.8	11	19	San Francisco	6.1
Rushing Yards Per Game	130.8	4	6	Cincinnati	155.2
Net Passing Yards Per Game	187.6	11	23	Washington	271.8

DEFENSE	NO.	AFC RANK	NFL RANK	NFL LE
---------	-----	----------	----------	--------

1988 FINAL STATISTICS (8-8)

Head Coach: Dan Reeves AFC West: 2nd Home Stadium: Mile High Stadium

Date	W-L	Score	Opponent	Attendance
Sept 4	L	14-21	Seattle	75,986
Sept 11	W	34-3	San Diego	75,339
Sept 18	L	13-20	at Kansas City	63,288
Sept 26	L	27-30	L.A. Raiders (OT)	75,964
Oct 2	W	12-0	at San Diego	55,763
Oct 9	W	16-13	at San Francisco (OT)	61,711
Oct 16	W	30-14	Atlanta	75,287
Oct 23	L	21-39	at Pittsburgh	49,811
Oct 31	L	23-55	at Indianapolis	60,544
Nov 6	W	17-11	Kansas City	74,227
Nov 13	W	30-7	Cleveland	75,806
Nov 20	L	0-42	at New Orleans	68,075
Nov 27	W	35-24	L.A. Rams	74,141
Dec 4	L	20-21	at L.A. Raiders	65,561
Dec 11	L	14-42	at Seattle	62,838
Dec 17	W	21-10	New England	70,910

TEAM STATISTICS	Den	Opp
TOTAL FIRST DOWNS	338	316
Rushing	106	140
Passing	196	161
Penalty	36	15
3RD DOWN: MADE/ATT	85/210	81/214
3rd Down Pct.	40.5	37.9
4TH DOWN: MADE/ATT	4/13	9/18
4th Down Pct.	30.8	50.0
TOTAL NET YARDS	5506	5471
Avg. Per Game	344.1	341.9
Total Plays	1077	1055
Avg. Per Play	5.1	5.2
NET YARDS RUSHING	1815	2538
Avg. Per Game	113.4	158.6
Total Rushes	464	552
Avg. Per Rush	3.9	4.6
NET YARDS PASSING	3691	2933
Avg. Per Game	230.7	183.3
Sacked/Yards Lost	32/250	36/235
Gross Yards	3941	3168
Att./Completions	581/324	467/262
Completion Pct.	55.8	56.1
Had Intercepted	22	16
Avg. Per Pass Play	6.0	5.8
PUNTS/AVERAGE	68/43.8	84/43.4
NET PUNTING AVG	37.9	36.3
TOTAL RETURN YARDAGE	1842	1673
Punt Returns/Average	53/8.5	33/11.0
Kickoff Returns/Average	58/20.7	52/19.9
Intercept. Ret./Average	16/12.5	22/15.6
PENALTIES/YARDS	84/717	116/956
FUMBLES/BALL LOST	34/12	23/13
TOUCHDOWNS	37	41
Rushing	13	21
Passing	24	18
Returns	0	2
Extra Points Made/Attempts	36/37	41/41
Field Goals Made/Attempts	23/26	21/27
TOTAL POINTS	327	352

SCORE BY PERIODS	1	2	3	4	OT	Total
BRONCOS	43	127	64	90	3	327
OPPONENTS	85	112	96	56	3	352

SCORING	TD	Ru	Pa	Rt	PAT	FG	S	PTS
Karlis	0	0	0	0	36/37	23/36	0	105
Sewell	6	1	5	0	0/0	0/0	0	36
Jackson	6	0	6	0	0/0	0/0	0	36
Dorsett	5	5	0	0	0/0	0/0	0	30
Winder	5	4	1	0	0/0	0/0	0	30
V. Johnson	5	0	5	0	0/0	0/0	0	30
Kay	4	0	4	0	0/0	0/0	0	24
Willhite	2	2	0	0	0/0	0/0	0	12
Mobley	2	0	2	0	0/0	0/0	0	12
Elway	1	1	0	0	0/0	0/0	0	6
Nattiel	1	0	0	0	0/0	0/0	0	6
BRONCOS	37	13	24	0	36/37	23/36	0	327
OPPONENTS	41	21	18	2	41/41	21/27	1	352

PASSING	Att.	Comp.	Yds.	Comp.%	Yd./Att.	TD	TD%	Int	Int%	LG	Sack/Lost	Rtg.
Elway	496	274	3309	55.2	6.67	17	3.4	19	3.8	86	30/237	71.3
Kubiak	69	43	497	62.3	7.20	5	7.2	3	4.3	68t	2/13	90.1
Karcher	12	6	128	50.0	10.67	1	8.3	0	0.0	74t	0/0	115.8
Dorsett	2	1	7	50.0	3.50	1	50.0	0	0.0	7t	0/0	97.8
Sewell	1	0	0	0.0	0.00	0	0.0	0	0.0	0	0/0	39.5
Nattiel	1	0	0	0.0	0.00	0	0.0	0	0.0	0	0/0	39.5
BRONCOS	581	324	3941	55.8	6.78	24	4.1	22	3.8	86	32/250	74.6
OPPONENTS	467	262	3168	56.1	6.78	18	3.9	16	3.4	55	36/235	75.8

RUSHING	No.	Yds.	Avg.	Long	TD
Dorsett	181	703	3.9	28	5
Winder	149	543	3.6	35	4
Elway	54	234	4.3	26	1
Sewell	32	135	4.2	26	1
Kubiak	17	65	3.8	13	0
Nattiel	5	51	10.2	29	0
Willhite	13	39	3.0	7	2
Bell	9	36	4.0	6	0
Jackson	1	5	5.0	5	0
J. Johnson	1	3	3.0	3	0
V. Johnson	1	1	1.0	1	0
Thomas	1	0	0.0	0	0
BRONCOS	464	1815	3.9	35	13
OPPONENTS	552	2538	4.6	64	21

RECEIVING	No.	Yds.	Avg.	Long	TD
V. Johnson	68	896	13.2	86	5
Jackson	46	852	18.5	63	6
Nattiel	46	574	12.5	74t	1
Sewell	38	507	13.3	68t	5
Kay	34	352	10.4	27	4
Willhite	32	238	7.4	15	0
Mobley	21	218	10.4	28	2
Winder	17	103	6.1	14	1
Dorsett	16	122	7.6	16	0
Massie	3	39	13.0	21	0
Graddy	1	30	30.0	30	0
J. Johnson	1	6	6.0	6	0
Kelly	1	4	4.0	4	0
BRONCOS	324	3941	12.2	86	24
OPPONENTS	262	3168	12.1	55	18

INTERCEPTIONS	No.	Yds.	Avg.	Long	TD
Harden	4	36	9.0	34	0
Castille	3	51	17.0	33	0
Robbins	2	66	33.0	39	0
Braxton	2	6	3.0	6	0
Dennison	1	29	29.0	29	0
Wilson	1	7	7.0	7	0
Fletcher	1	4	4.0	4	0
Bowyer	1	0	0.0	0	0
Haynes	1	0	0.0	0	0
BRONCOS	16	200	12.5	39	0
OPPONENTS	22	344	15.6	86	1

PUNTING	No.	Yds.	Avg.	TB	In20	Long	B
Horan	65	2861	44.0	2	19	70	—
Elway	3	117	39.0	0	2	40	—
BRONCOS	68	2978	43.8	2	21	70	0
OPPONENTS	84	3643	43.4	7	20	68	1

PUNT RETURNS	No.	FC	Yds.	Avg.	Long	TD
Nattiel	22	0	218	9.9	24	0
Clark	13	0	115	8.8	16	0
Willhite	13	2	90	6.9	12	0
Harden	2	2	14	7.0	14	0
Massey	1	0	5	5.0	5	0
J. Johnson	1	0	5	5.0	5	0
Bell	1	0	4	4.0	4	0
V. Johnson	0	1	0	0.0	0	0
BRONCOS	53	5	451	8.5	24	0
OPPONENTS	33	4	364	11.0	66	1

KICKOFF RETURNS	No.	Yds.	Avg.	Long	TD
Bell	36	762	21.2	38	0
J. Johnson	14	292	20.9	34	0
Nattiel	6	124	20.7	25	0
Winder	1	11	11.0	11	0
Harden	1	9	9.0	9	0
BRONCOS	58	1198	20.7	38	0
OPPONENTS	52	1,035	19.9	40	0

FIELD GOAL BREAKDOWN	Distance	1-19	20-29	30-39	40-49	50+	Total
Karlis	1/1	9/10	6/13	5/8	2/4	2/3	23/36
OPPONENTS	0/0	9/10	9/12	2/4	1/1	21/27	

KARLIS: () (51G,38G) (23G,42G) (39G,25G) (30G, 43G,37N,30G,32G,28G,21N) (27G,27G,34N, 22G) (35N,47G,41G,50G) (47N) (27G) (42G) (18G,22G,32G,42N,36N) (35N,50N) (46N) (29G, 36G) (52N,37N) ()

SACKS: Fletcher 9, Townsend 5.5, Jones 5, Ryan 3.5, Kragen 2.5, Robbins 2, Wilson 2, Mecklenburg 1, D. Smith 1, Gilbert 1, Haynes 1, Bowyer 1, Braxton 1, Dennison 0.5, TOTAL 36.0

1988 DEFENSIVE STATS

(based on coaches' film review)

	TT	UT	A	S-YDS	I-YDS	PD	FF	FR
1 Kragen	140	101	39	2.5-21	0-0	4	0	1
2 Dennison	133	86	47	0.5-1	1-29	2	1	2
3 Harden	132	93	39	0-0	4-36	10	0	0
4 Ryan	130	87	43	3.5-13	0-0	1	1	2
5 Fletcher	115	79	36	9-43	1-4	6	1	1
6 Townsend	113	64	49	5-35	0-0	2	0	1
7 Smith	106	83	23	1-7	0-0	3	2	3
8 Mecklenburg	102	78	24	1.5-8	0-0	1	0	0
9 Haynes	84	71	13	1-6	1-0	8	1	0
10 Bowyer	82	50	32	1-4	1-1	2	3	0
11 Robbins	76	67	9	2-19	2-66	6	0	1
12 Jones	67	35	32	5-37	0-0	1	1	0
13 Castille	61	57	4	0-0	3-51	9	0	0
14 Brooks	49	39	10	0-0	0-0	1	0	1
15 Gilbert	42	30	12	1-11	0-0	2	0	0
16 Braxton	39	28	11	1-7	2-6	5	0	0
17 Wilson	37	29	8	2-12	1-7	4	0	2
18 Klostermann	27	17	10	0-0	0-0	1	0	0
19 Knight	15	11	4	0-0	0-0	0	0	0
20 Guidry	5	3	2	0-0	0-0	1	0	0
21 Plummer	3	3	0	0-0	0-0	0	0	0
22 Lucas	1	1	0	0-0	0-0	0	0	0
23 S. Bryan	0	0	0	0-0	0-0	0	0	1
TOTALS	1,559	1,112	447	36-224	16-200	69	10	15

1988 GAMES STARTED

OFFENSE	DEFENSE		
QB Elway, John	15	DE Bowyer, Walt	10
QB Kubiak, Gary	1	DE Gilbert, Freddie	6
RB Dorsett, Tony	12	DE Townsend, Andre	16
RB Sewell, Steve	3	NT Kragen, Greg	16
RB Willhite, Gerald	1	LB Brooks, Michael	4
RB Winder, Sammy	12	LB Dennison, Rick	16
WR Jackson, Mark	4	LB Fletcher, Simon	16
WR Johnson, Vance	13	LB Klosterman, Bruce	4
WR Nattiel, Ricky	11	LB Mecklenburg, Karl	10
TE Kay, Clarence	14	LB Ryan, Jim	14
TE Mobley, Orson	10	CB Castille, Jeremiah	15
C Bryan, Billy	16	CB Haynes, Mark	15
T Juriga, Jim	15	CB Wilson, Steve	2
T Lanier, Ken	16	S Harden, Mike	16
T Studdard, Dave	4	S Robbins, Randy	6
G Bishop, Keith	10	S Smith, Dennis	10
G Humphries, Stephen	1		
G Kartz, Keith	12		
G Perry, Gerald	6		

1988 COACHES

Dan Reeves (Head Coach), Marvin Bass (Special Assistant), Rubin Carter (Asst. Defensive Line), Joe Collier (Asst. Head Coach/Defense), Mo Forte (Running Backs), Chan Gailey (Quarterbacks), George Henshaw (Offensive Line), Stan Jones (Defensive Line), Larry Kennan (Wide Receivers), Pete Mangurian (Tight Ends/Asst. Offensive Line), Al Miller (Strength/Conditioning), Myrel Moore (Linebackers), Mike Nolan (Spec. Team/Asst. LBs), Charlie Waters (Spec. Teams/Asst. Defensive Backs), Charlie West (Defensive Backs).

1988 LEADERS / RANKINGS

INDIVIDUAL	PLAYER	NO.	AFC RANK	NFL RANK	NFL LEADER	NO.
Points	Karlis	105	6t	10t	Norwood (BUF)	129
Rushing Yards	Dorsett	703	13	22	Dickerson (IND)	1,659
Passing Yards	Elway	3,309	4	8	Marino (MIA)	4,434
Passer Rating	Elway	71.4	9	18	Esiason (CIN)	97.4
Receiving Yards	V. Johnson	896	9	15t	Ellard (LAR)	1,414
Receptions	V. Johnson	68	6	15t	Toon (NYJ)	93
Interceptions	Harden	4	11t	23t	Case (ATL)	10
Sacks	Fletcher	9	6t	17t	White (PHI)	

1987 FINAL STATISTICS (10-4-1)

Head Coach: Dan Reeves AFC West: 1st Home Stadium: Mile High Stadium

Date	W-L	Score	Opponent	Attendance
Sept 13	W	40-17	Seattle	75,999
Sept 20	T	17-17	at Green Bay (OT)	67,500
Sept 28	Cancelled		at Cleveland	
Oct 4	L	10-40	*Houston	38,494
Oct 12	W	30-14	*L.A. Raiders	61,230
Oct 18	W	26-17	*at Kansas City	20,296
Oct 26	L	27-34	at Minnesota	51,011
Nov 1	W	34-0	Detroit	75,172
Nov 8	L	14-21	at Buffalo	63,698
Nov 16	W	31-29	Chicago	75,783
Nov 22	W	23-17	at L.A. Raiders	61,318
Nov 29	W	31-17	at San Diego	61,890
Dec 6	W	31-20	New England	75,785
Dec 13	L	21-28	at Seattle	61,759
Dec 19	W	20-17	Kansas City	75,053
Dec 27	W	24-0	San Diego	37,500

*Replacement Games

TEAM STATISTICS	Den	Opp
TOTAL FIRST DOWNS	331	277
Rushing	132	103
Passing	173	148
Penalty	26	26
3RD DOWN: MADE/ATT	106/224	64/183
3rd Down Pct.	47.3	35.0
4TH DOWN: MADE/ATT	6/13	5/12
4th Down Pct.	46.2	41.7
TOTAL NET YARDS	5624	4813
Avg. Per Game	374.9	320.9
Total Plays	1070	941
Avg. Per Play	5.3	5.1
NET YARDS RUSHING	1970	1790
Avg. Per Game	131.3	134.5
Total Rushes	510	454
Avg. Per Rush	3.9	4.4
NET YARDS PASSING	3654	2796
Avg. Per Game	243.6	186.4
Sacked/Yards Lost	30/220	31/244
Gross Yards	3874	3040
Att./Completions	530/285	456/261
Completion Pct.	53.8	57.2
Had Intercepted	19	28
Avg. Per Pass Play	6.9	6.1
PUNTS/AVERAGE	65/39.9	75/42.1
NET PUNTING AVG	31.6	35.5
TOTAL RETURN YARDAGE	184	1954
Punt Returns/Average	48/10.1	34/12.5
Kickoff Returns/Average	46/20.7	61/19.1
Intercept. Ret./Average	19/14.4	19/19.1
PENALTIES/YARDS	95/812	96/785
FUMBLES/BALL LOST	29/17	35/19
TOUCHDOWNS	45	36
Rushing	18	16
Passing	24	15
Returns	3	4
Extra Points Made/Attempts	44/45	32/35
Field Goals Made/Attempts	21/29	14/21
TOTAL POINTS	379	288

SCORE BY PERIODS	1	2	3	4	OT	Total
BRONCOS	92	110	79	98	0	379
OPPONENTS	70	110	64	44	0	288

SCORING	TD	Ru	Pa	Rt	FG	S	PTS
Karris	0	0	0	0	37/37	18/25	91
V. Johnson	7	0	0	0	0/0	0	42
Winder	7	6	1	0	0/0	0	42
Elway	4	4	0	0	0/0	0	24
Lang	4	2	2	0	0/0	0	24
Massie	4	0	4	0	0/0	0	24
Sewell	3	2	1	0	0/0	0	18
Clendensen	0	0	0	0	7/7	3/4	16
Dudek	2	2	0	0	0/0	0	12
M. Jackson	2	0	2	0	0/0	0	12
Micho	2	0	2	0	0/0	0	12
Nattiel	2	0	2	0	0/0	0	12
Boddie	1	1	0	0	0/0	0	6
Clark	1	0	1	0	0/0	0	6
Haynes	1	0	1	0	0/0	0	6
Hunley	1	0	1	0	0/0	0	6
Mobley	1	0	1	0	0/0	0	6
Poole	1	1	0	0	0/0	0	6
Swanson	1	0	1	0	0/0	0	6
Watson	1	0	1	0	0/0	0	6
Ryan	0	0	0	0	0/0	1	2
BRONCOS	45	18	24	3	44/45	21/29	1 379
OPPONENTS	35	16	15	4	32/35	14/21	2 288

SACKS: Jones 7, Mecklenburg 7, Fletcher 4, Kraegen 2, Lucas 2, Ryan 1.5, Tupper 1.5, Brooks 1, Hunley 1, Robbins 1, Townsend 1, Wilson 1, Bowyer 0.5, Woodard 0.5, **TOTAL 31.0**

PASSING	Att.	Comp.	Yds.	Comp.%	Yd./Att.	TD	TD%	Int	Int%	LG	Sack/Lost	Rtg.
Elway	410	224	3198	54.6	7.80	19	4.6	12	2.9	721	20/138	83.4
Karcher	102	56	628	54.9	6.16	5	4.9	4	3.9	49	5/45	73.5
Kubiak	7	3	25	42.9	3.57	0	0.0	2	28.6	17	2/14	13.1
May	6	0	0	0.0	0.00	0	0.0	2	20.0	0	1/7	0.0
McGuire	3	2	23	66.7	7.67	0	0.0	0	0.0	13	0/0	89.6
V. Johnson	1	0	0	0.0	0.00	0	0.0	0	0.0	0	0/0	39.6
Lang	1	0	0	0.0	0.00	0	0.0	0	0.0	0	1/7	39.6
Willhite	1	0	0	0.0	0.00	0	0.0	0	0.0	0	0/0	39.6
Sewell	0	0	0	0.0	0.00	0	0.0	0	0.0	0	0/0	0.0
BRONCOS	530	285	3874	53.8	7.31	24	4.5	19	3.6	721	30/220	77.5
OPPONENTS	456	261	3040	57.2	6.67	15	3.3	28	6.1	511	31/224	62.9

RUSHING	No.	Yds.	Avg.	Long	TD
Winder	196	741	3.8	19	6
Elway	66	304	4.6	29	4
Lang	89	303	3.4	28	2
Dudek	35	154	4.4	16	2
Willhite	26	141	5.4	29	0
Poole	28	126	4.5	19	1
Sewell	19	83	4.4	17	2
Caldwell	16	53	3.3	7	0
Bell	13	43	3.3	11	0
Nattiel	2	13	6.5	10	0
Micho	4	8	2.0	5	0
Boddie	3	7	2.3	4	1
Karcher	9	3	0.3	8	0
Kubiak	1	3	3.0	3	0
May	2	-4	-2.0	-2	0
V. Johnson	1	-8	-8.0	-3	0
BRONCOS	510	1970	3.9	29	18
OPPONENTS	454	2017	4.4	32	16

RECEIVING	No.	Yds.	Avg.	Long	TD
V. Johnson	42	684	16.3	59t	7
Nattiel	31	630	20.3	54	2
Kay	31	440	14.2	30	0
M. Jackson	26	436	16.8	52	2
Micho	25	242	9.7	26t	2
Lang	17	130	7.6	29	2
Mobley	16	228	14.3	28	1
Winder	14	74	5.3	13	1
Massie	13	244	18.8	39t	4
Sewell	13	209	16.1	72t	1
Watson	11	167	15.2	49	1
Boddie	9	85	9.4	26	0
Willhite	9	25	2.8	6	0
Dudek	7	41	5.9	19	0
Swanson	6	87	14.5	35t	1
Andrews	4	4	1.0	4	0
Brown	4	40	10.0	18	0
Caldwell	4	34	8.5	14	0
Poole	1	9	9.0	9	0
Bell	1	8	8.0	8	0
Payne	1	8	8.0	8	0
BRONCOS	285	3874	13.6	72t	24
OPPONENTS	261	3040	11.6	51t	15

INTERCEPTIONS	No.	Yds.	Avg.	Long	TD
Harden	4	85	21.3	32	0
Clark	3	105	35.0	50	0
Haynes	3	39	13.0	25	1
Lilly	3	23	7.7	16	0
Mecklenburg	3	23	7.7	16	0
Robbins	3	9	3.0	9	0
Ryan	3	7	2.3	5	0
Hunley	2	64	32.0	52t	1
D. Smith	2	21	10.5	15	0
Lucas	1	11	11.0	11	0
Dennison	1	10	10.0	10	0
BRONCOS	28	403	14.4	52t	2
OPPONENTS	19	362	19.1	103t	2

PUNTING	No.	Yds.	Avg.	TB	In20	Long	B
Giacommaro	18	757	42.1	1	4	50	0
Horan	44	1807	41.1	5	11	61	2
Elway	1	31	31.0	0	0	31	0
BRONCOS	65	2595	39.9	6	16	61	2
OPPONENTS	75	3158	42.1	8	15	62	0

PUNT RETURNS	No.	FC	Yds.	Avg.	Long	TD
Clark	18	1	233	12.9	71t	1
Nattiel	12	1	73	6.1	14	0
Swanson	9	1	132	14.8	33	0
Willhite	4	1	22	5.5	9	0
Harden	2	0	11	5.5	7	0
Lilly	2	0	6	3.0	4	0
V. Johnson	1	0	9	9.0	9	0
BRONCOS	48	4	486	10.1	71t	1
OPPONENTS	34	7	424	12.5	85t	2

KICKOFF RETURNS	No.	Yds.	Avg.	Long	TD
Bell	15	323	21.5	42	0
Swanson	9	234	26.0	50	0
V. Johnson	7	140	20.0	34	0
Lang	4	78	19.5	25	0
Nattiel	4	48	19.5	25	0
Brown	3	57	19.0	28	0
Clark	3	33	16.5	29	0
Ryan	2	9	4.5	9	0
BRONCOS	46	952	20.7	50	0
OPPONENTS	61	1168	19.1	50	0

FIELD GOAL BREAKDOWN	Distance	1-19	20-29	30-39	40-49	50+	Total
Karris	0/0	9/9	4/6	4/7	1/3	18/25	21
Clendensen	0/0	7/7	2/2	0/1	0/0	9/9	9
BRONCOS	0/0	10/10	6/6	4/8	1/2	21/29	24
OPPONENTS	0/0	4/5	7/8	3/8	0/0	14/21	11

FIELD GOAL BREAKDOWN	Distance	1-19	20-29	30-39	40-49	50+	Total
Karris	0/0	9/9	4/6	4/7	1/3	18/25	21
Clendensen	0/0	7/7	2/2	0/1	0/0	9/9	9
BRONCOS	0/0	10/10	6/6	4/8	1/2	21/29	24
OPPONENTS	0/0	4/5	7/8	3/8	0/0	14/21	11

1987 DEFENSIVE STATS

(based on coaches' film review)

	TT	UT
--	----	----

1986 FINAL STATISTICS (11-5)

Head Coach: Dan Reeves AFC West: 1st Home Stadium: Mile High Stadium

Date	W-L	Score	Opponent	Attendance
Sept 7	W	38-36	L.A. Raiders	75,695
Sept 15	W	21-10	at Pittsburgh	57,305
Sept 21	W	33-7	at Philadelphia	63,839
Sept 28	W	27-20	New England	75,804
Oct 5	W	29-14	Dallas	76,082
Oct 12	W	31-14	at San Diego	55,662
Oct 20	L	10-22	at New York Jets	73,759
Oct 26	W	20-13	Seattle	76,089
Nov 2	W	21-10	at L.A. Raiders	90,153
Nov 9	L	3-9	San Diego	75,012
Nov 16	W	38-17	Kansas City	75,745
Nov 23	L	16-19	at New York Giants	75,116
Nov 30	W	34-28	Cincinnati	58,705
Dec 7	L	10-37	at Kansas City	47,019
Dec 13	L	31-30	Washington	75,905
Dec 20	W	16-41	at Seattle	63,697

TEAM STATISTICS		Den	Opp
TOTAL FIRST DOWNS		319	291
Rushing		94	93
Passing		184	177
Penalty		41	21
3RD DOWN: MADE/ATT		92/222	75/222
3rd Down Pct.		41.4	33.8
4TH DOWN: MADE/ATT		2/5	7/15
4th Down Pct.		40.0	46.7
TOTAL NET YARDS		5216	4947
Avg. Per Game		326.0	309.2
Total Plays		1042	1026
Avg. Per Play		5.0	4.8
NET YARDS RUSHING		1678	1651
Avg. Per Game		104.9	103.2
Total Rushes		455	432
Avg. Per Rush		3.7	3.8
NET YARDS PASSING		3538	3296
Avg. Per Game		221.1	206.0
Sacked/Yards Lost		38/273	49/459
Gross Yards		3811	3755
Att./Completions		549/306	545/301
Completion Pct.		55.7	55.2
Had Intercepted		16	18
Avg. Per Pass Play		6.0	5.5
PUNTS/AVERAGE		86/39.3	86/42.9
NET PUNTING AVG		33.0	34.2
TOTAL RETURN YARDAGE		1964	2024
Punt Returns/Average		48/11.5	40/9.1
Kickoff Returns/Average		53/20.6	65/20.0
Intercept. Ret./Average		18/17.7	16/22.7
PENALTIES/YARDS		104/910	127/1034
FUMBLES/BALL LOST		24/13	32/17
TOUCHDOWNS		45	36
Rushing		17	13
Passing		22	21
Returns		6	2
Extra Points Made/Attempts		44/45	35/36
Field Goals Made/Attempts		20/28	24/32
TOTAL POINTS		378	327

SCORE BY PERIODS	1	2	3	4	OT	Total
BRONCOS	69	131	89	89	0	378
OPPONENTS	58	92	61	116	0	327

SCORING	TD	Ru	Pa	Rt	PAT	FG	S	PTS
Karlis	0	0	0	0	44/45	20/28	0	104
Winder	14	9	5	0	0/0	0/0	0	84
Willhite	9	5	3	1	0/0	0/0	0	54
Lang	3	1	2	0	0/0	0/0	0	18
Harden	3	0	0	3	0/0	0/0	0	18
Watson	3	0	3	0	0/0	0/0	0	18
Elway	2	1	1	0	0/0	0/0	0	12
Sewell	2	1	1	0	0/0	0/0	0	12
Johnson	2	0	2	0	0/0	0/0	0	12
Townsend	1	0	0	1	0/0	0/0	0	6
Studdard	1	0	1	0	0/0	0/0	0	6
M. Jackson	1	0	1	0	0/0	0/0	0	6
Wilson	1	0	1	0	0/0	0/0	0	6
Woodard	1	0	0	1	0/0	0/0	0	6
Kay	1	0	1	0	0/0	0/0	0	6
Mobley	1	0	1	0	0/0	0/0	0	6
Jones	0	0	0	0	0/0	0/0	1	2
TEAM	0	0	0	0	0/0	0/0	1	2
BRONCOS	45	17	22	6	44/45	20/28	0	378
OPPONENTS	36	13	21	2	35/36	24/32	0	327

PASSING	Att.	Comp.	Yds.	Comp.%	Yd./Att.	TD	TD%	Int	Int%	LG	Sack/Lost	Rtg.
Elway	504	280	3485	55.6	6.91	19	3.8	13	2.6	53	32/233	79.0
Kubiak	38	23	249	60.5	6.55	1	2.6	3	7.9	26	3/23	55.7
Willhite	4	1	11	25.0	2.75	0	0.0	0	0.0	11	0/0	39.6
Norman	1	1	43	100.0	43.00	1	100.0	0	0.0	43t	0/0	158.3
Sewell	1	1	23	100.0	23.00	1	100.0	0	0.0	23t	3/17	158.3
Johnson	1	0	0	0.0	0.00	0	0.0	0	0.0	0	0/0	39.5
BRONCOS	549	306	3811	55.7	6.94	22	4.0	16	2.9	53	38/273	78.7
OPPONENTS	545	301	3755	55.2	6.89	21	3.9	18	3.3	57t	49/459	75.9

RUSHING	No.	Yds.	Avg.	Long	TD
Winder	240	789	3.3	31	9
Willhite	85	365	4.3	42	5
Elway	52	257	4.9	24	1
Sewell	23	123	5.3	15	1
Lang	29	94	3.2	14	1
Kubiak	6	22	3.7	10	0
Bell	9	17	1.9	12	0
Johnson	5	15	3.0	6	0
M. Jackson	2	6	3.0	5	0
Boddie	1	2	2.0	2	0
Horan	1	0	0.0	0	0
Mobley	1	-1	-1.0	-1	0
Norman	1	-11	-11.0	-11	0
BRONCOS	455	1678	3.7	42	17
OPPONENTS	432	1651	3.8	60t	13

RECEIVING	No.	Yds.	Avg.	Long	TD
Willhite	64	529	8.3	34	3
Watson	45	699	15.5	46	3
M. Jackson	38	738	19.4	53	1
Johnson	31	363	11.7	34t	2
Winder	26	171	6.6	20t	5
Sewell	23	294	12.8	40	1
Mobley	22	332	15.1	32	1
Sampson	21	259	12.3	43	0
Kay	15	195	13.0	34	1
Lang	13	105	8.1	26	2
Hackett	3	48	16.0	19	0
Bell	2	10	5.0	7	0
Wilson	1	43	43.0	43t	1
Elway	1	23	23.0	23t	1
Studdard	1	2	2.0	2t	1
BRONCOS	306	3811	12.5	53	22
OPPONENTS	301	3755	12.5	57t	21

INTERCEPTIONS	No.	Yds.	Avg.	Long	TD
Harden	6	179	29.8	52	2
Wright	3	56	18.7	56	0
Lilly	3	22	7.3	15	0
Foley	2	39	19.5	24	0
Hunley	1	22	22.0	22	0
Dennison	1	5	5.0	5	0
Smith	1	0	0.0	0	0
Wilson	1	-5	-5.0	-5	0
BRONCOS	18	318	17.7	56	2
OPPONENTS	16	363	22.7	78t	2

PUNTING	No.	Yds.	Avg.	TB	In20	In50	B
Weil	34	1344	39.5	3	5	55	0
Norman	30	1168	38.9	4	2	57	1
Horan	21	864	41.1	2	8	50	0
BRONCOS	86	3376	39.3	9	15	57	1
OPPONENTS	86	3689	42.9	10	17	59	0

PUNT RETURNS	No.	FC	Yds.	Avg.	Long	TD
Willhite	42	8	468	11.1	70t	1
Johnson	3	0	36	12.0	19	0
M. Jackson	2	0	7	3.5	6	0
Harden	1	0	41	41.0	41t	1
BRONCOS	48	8	552	11.5	70t	2
OPPONENTS	40	16	362	9.1	30	0

KICKOFF RETURNS	No.	Yds.	Avg.	Long	TD
Bell	23	531	23.1	42	0
Lang	21	480	22.9	42	0
Willhite	3	35	11.7	23	0
Johnson	2	21	10.5	21	0
Hunley	2	11	5.5	6	0
M. Jackson	1	16	16.0	16	0
Ryan	1	0	0.0	0	0
BRONCOS	53	1094	20.6	42	0
OPPONENTS	65	1299	20.0	51	0

FIELD GOAL BREAKDOWN	Distance	1-19	20-29	30-39	40-49	50+	Total
Karlis	0/0	3/4	8/8	8/14	1/2	20/28	20/28
OPPONENTS	0/0	4/5	9/10	10/14	1/3	21/17	21/17
SACKS: Jones 13.5, Mecklenburg 9.5, Fletcher 5.5, Gilbert 4, Robbins 4, Woodard 3, Townsend 2.5, D. Smith 1, Ryan 1, Dennison 1, Comeaux 1, Lilly 1, T. Jackson 0.5, Hunley 0.5, Team 1, TOTAL 49.0							

1986 DEFENSIVE STATS

(based on coaches' film review)

	TT	UT	A	S-YDS	1-YDS	PD	FF	FR
1 Hunley	164	99	65	0.5-0	1-22	2	2	1
2 Mecklenburg	127	83	44	9.5-96	0-0	3	1	1
3 Jones	96	52	44	13.5-152	0-0	5	1	1
4 Woodard	93	63	30	3-23	0-0	2	3	1
5 Foley	92	56	36	0-0	2-39	4	0	1
6 Ryan	91	58	33	1-5	0-0	0	1	0
7 Smith	88	66	22	1-9	1-10	12	2	1
8 Lilly	82	45	37	1-16	3-22	10	0	0
9 Wright	77	59	18	0-0	3-56	9	0	1
10 Harden	75	64	11	0-0	6-179	9	1	0
11 Townsend	70	42	28	2.5-33	0-0	0	0	1
12 Kragen	60	29	31	0-0	0-0	1	0	1
13 T. Jackson	58	45	13	0.5-0	0-0	1	1	0
14 Wilson	56	44	12	0-0	1-5	8	0	0
15 Robbins	48	40	8	4-51	0-0	6	1	2
16 Fletcher	43	26	17	5.5-41	0-0	2	0	2
17 Dennison	30	21	9	1-8	1-5	1	1	0
18 Haynes	26	16	10	0-0	0-0	1	1	0
19 Colorito	18	11	7	0-0	0-0	0	0	2
20 Gilbert	17	13	4	4-45	0-0	0	0	0
Carter	17	11	6	0-0	0-0	0	0	0
22 Hunter	3	2	1	0-0	0-0	1	0	0
23 Comeaux	1	1	0	1-9	0-0	0	2	1
TOTALS	1,432	946	486	48-488	18-318	77	17	16

1986 GAMES STARTED

OFFENSE		DEFENSE	
QB Elway, John	16	DE Jones, Rulon	16
RB Lang, Gene	2	DE Townsend, Andre	16
RB Sewell, Steve	2	NT Carter, Ruben	2
RB Willhite, Gerald	12	NT Kragen, Greg	14
RB Winder, Sammy	15	LB Dennison, Rick	2
WR Jackson, Mark	1	LB Fletcher, Simon	2
WR Johnson, Vance	7	LB Hunley, Ricky	15
WR Sampson, Clint	5	LB Jackson, Tom	14
WR Watson, Steve	16	LB Mecklenburg, Karl	16
TE Hackett, Joey	4	LB Ryan, Jim	14
TE Kay, Clarence	12	LB Woodard, Ken	1
TE Mobley, Orson	3	CB Harden, Mike	16
C Bryan, Billy	16	CB Wright, Louis	16
T Lanier, Ken	16	S Foley, Steve	15
T Studdard, Dave	15	S Lilly, Tony	1
G Bishop, Keith	14	S Robbins, Randy	2
G Cooper, Mark	5	S Smith, Dennis	14
G Hood, Winford	2		
G Howard, Paul	13		

1986 COACHES

Dan Reeves (Head Coach), Marvin Bass (Special Assistant), Joe Collier (Asst. Head Coach/Defense), Chan Gailey (Special Teams/Tight Ends), Alex Gibbs (Offensive Line), Stan Jones (Defensive Line), Al Miller (Strength/Conditioning), Myrel Moore (Linebackers), Nick Nicolau (Running Backs), Mike Shanahan (Off. Coordinator/Quarterbacks and Wide Receivers), Charlie West (Def. Backs).

1986 LEADERS / RANKINGS

INDIVIDUAL	PLAYER	NO.	AFC RANK	NFL RANK	NFL LEADER	NO.
Points	Karlis	104	3	8</		

1985 FINAL STATISTICS (11-5)

Head Coach: Dan Reeves AFC West: 2nd Home Stadium: Mile High Stadium

Date	W-L	Score	Opponent	Attendance	RUSHING	No.	Yds.	Avg.	Long	TD
Sept 8	L	16-20	at L.A. Rams	52,522	Winder	199	714	3.6	42	8
Sept 15	W	34-23	New Orleans	74,488	Lang	84	318	3.8	26	5
Sept 22	W	44-28	at Atlanta	37,903	Sewell	82	275	3.4	16	4
Sept 29	L	26-30	Miami	73,614	Elway	50	253	5.1	22	0
Oct 6	W	31-20	Houston	74,699	Willhite	66	237	3.6	14	0
Oct 13	W	15-10	at Indianapolis	60,128	V. Johnson	10	36	3.6	14	0
Oct 20	W	13-10	Seattle (OT)	74,899	Poole	4	12	3.0	6	0
Oct 27	W	30-10	at Kansas City	68,248	Kubiak	1	6	6.0	6	0
Nov 3	L	10-30	at San Diego	57,312	Norman	1	0	0.0	0	0
Nov 17	W	17-16	San Francisco	73,173	BRONCOS	497	1851	3.7	42	20
Nov 11	W	30-24	San Diego (OT)	74,376	OPPONENTS	475	1973	4.2	61	10
Nov 24	L	28-31	at L.A. Raiders (OT)	63,161	RECEIVING	No.	Yds.	Avg.	Long	TD
Dec 1	W	31-23	at Pittsburgh	56,797	Watson	61	915	15.0	60	5
Dec 8	L	14-17	L.A. Raiders (OT)	75,042	V. Johnson	51	721	14.1	63T	3
Dec 14	W	14-13	Kansas City	69,209	Willhite	35	297	8.5	21	1
Dec 20	W	27-24	at Seattle	56,283	Winder	31	197	6.4	24	0

TEAM STATISTICS	Den	Opp
TOTAL FIRST DOWNS	339	290
Rushing	113	103
Passing	192	168
Penalty	34	19

3RD DOWN: MADE/ATT	102/252	74/230
3rd Down Pct.	40.5	32.2
4TH DOWN: MADE/ATT	6/10	8/20
4th Down Pct.	60.0	40.0

TOTAL NET YARDS	5496	5179
Avg. Per Game	343.5	323.7
Total Plays	1152	1069
Avg. Per Play	4.8	4.8

NET YARDS RUSHING	1851	1973
Avg. Per Game	115.7	123.3
Total Rushes	497	475
Avg. Per Rush	3.7	4.2

NET YARDS PASSING	3645	3206
Avg. Per Game	227.8	200.4
Sacked/Yards Lost	38/307	47/378
Gross Yards	3952	3584

Att./Completions	617/329	547/277
Completion Pct.	53.3	50.6
Had Intercepted	23	24
Avg. Per Pass Play	5.6	5.4

PUNTS/AVERAGE	94/40.0	94/41.1
NET PUNTING AVG	34.3	34.3
TOTAL RETURN YARDAGE	1920	2003
Punt Returns/Average	46/9.3	36/8.6
Kickoff Returns/Average	52/23.1	64/21.0
Intercept. Ret./Average	24/12.1	23/14.4

PEANUTS/YARDS	85/677	91/953
FUMBLES/BALL LOST	24/8	22/12
TOUCHDOWNS	45	35
Rushing	20	10
Passing	23	22
Returns	2	3

Extra Points Made/Attempts	41/44	35/36
Field Goals Made/Attempts	23/28	26/33
TOTAL POINTS	380	329

SCORE BY PERIODS	1	2	3	4	OT	Total
BRONCOS	82	142	39	108	9	380
OPPONENTS	48	89	102	84	6	329

SCORING	TD	Ru	Pa	Rt	PAT	FG	S	PTS
Karlis	0	0	0	0	41/44	23/38	0	110
Winder	8	8	0	0	0/0	0/0	0	48
Lang	7	5	2	0	0/0	0/0	0	42
Sewell	5	4	1	0	0/0	0/0	0	30
Watson	5	0	5	0	0/0	0/0	0	30
Willhite	4	3	1	0	0/0	0/0	0	24
Sampson	4	0	4	0	0/0	0/0	0	24
V. Johnson	3	0	3	0	0/0	0/0	0	18
B. Johnson	3	0	3	0	0/0	0/0	0	18
Kay	3	0	3	0	0/0	0/0	0	18
Harden	1	0	0	1	0/0	0/0	0	6
J. Wright	1	0	1	0	0/0	0/0	0	6
L. Wright	1	0	0	1	0/0	0/0	0	6
BRONCOS	45	20	23	2	41/44	23/38	0	380
OPPONENTS	36	10	22	4	35/36	26/33	0	329

PASSING	Att.	Comp.	Yds.	Comp.%	Yd./Att.	TD	TD%	Int	Int%	LG	Sack/Lost	Rtg.
Elway	605	327	3891	54.0	6.43	22	3.6	23	3.8	65t	38/307	70.0
Kubiak	5	2	61	40.0	12.20	1	20.0	0	0.0	54t	0/0	125.7
Willhite	3	0	0	0.0	0.00	0	0.0	0	0.0	0	0/0	39.5
Norman	1	0	0	0.0	0.00	0	0.0	0	0.0	0	0/0	39.5
Winder	1	0	0	0.0	0.00	0	0.0	0	0.0	0	0/0	39.5
Sewell	1	0	0	0.0	0.00	0	0.0	0	0.0	0	0/0	39.5
V. Johnson	1	0	0	0.0	0.00	0	0.0	0	0.0	0	0/0	39.5
BRONCOS	617	329	3952	53.3	6.41	23	3.7	23	3.7	65t	38/307	70.0
OPPONENTS	547	277	3584	50.6	6.55	22	4.0	24	4.4	73	47/378	66.5

INTERCEPTIONS	No.	Yds.	Avg.	Long	TD
Harden	5	100	20.0	42T	1
L. Wright	5	44	8.8	24	0
Foley	3	47	15.7	29	0
D. Smith	3	46	15.3	39	0
Wilson	3	8	2.7	8	0
Lilly	2	4	2.0	4	0
Hunter	1	20	20.0	20	0
Woodard	1	18	18.0	18	0
Robbins	1	3	3.0	3	0
BRONCOS	24	290	12.1	42T	1
OPPONENTS	23	332	14.4	69T	2

PUNTING	No.	Yds.	Avg.	TB	In20	Long	B
Norman	92	3764	40.9	12	16	61	—
Team	2	0	0.0	0	0	0	—
BRONCOS	94	3764	40.0	12	16	61	2
OPPONENTS	94	3868	41.1	11	19	68	2

PUNT RETURNS	No.	FC	Yds.	Avg.	Long	TD
V. Johnson	30	6	260	8.7	38	0
Willhite	16	5	169	10.6	18	0
BRONCOS	46	11	429	9.3	38	0
OPPONENTS	38	17	325	8.6	30	0

KICKOFF RETURNS	No.	Yds.	Avg.	Long	TD
V. Johnson	30	740	24.7	39	0
Lang	17	361	21.2	33	0
Willhite	2	40	20.0	20	0
Hunter	2	33	16.5	18	0
Sewell	1	29	29.0	29	0
BRONCOS	52	1203	23.1	39	0
OPPONENTS	64	1346	21.0	98T	1

FIELD GOAL BREAKDOWN	1-19	20-29	30-39	40-49	50+	Total
Distance	2/2	7/9	6/11	8/11	0/5	23/38
Karlis	2/2	7/9	6/11	8/11	0/5	23/38
OPPONENTS	1/1	11/11	10/10	3/8	1/3	26/33

KARLIS: (24G) (43G,48G) (42G,25G,47G) (43G, 34G)
(37G,51N,51N) (43N,32G,30G,18G,28N) (33N,52N,56N,45G,24G) (24G,23G,19G) (38N,50N,36G) (48N,24G) (28N,34G) (49N) (42G,39N) (35N) () (25G,34N,43G)

SACKS: Mecklenburg 13, Jones 10, Chavous 6, Townsend 5, D. Smith 4, Woodard 3, Kragen 2, Fletcher 1, Carter 1, Harden 1, Ryan 1, TOTAL 47.0

1985 DEFENSIVE STATS

(based on unofficial press box statistics)

	TT	UT	A	S-YDS	I-YDS	PD	FF	FR
1 Harden	82	72	10	1-11	5-100	18	0	2
2 Busick	81	64	17	0-0	0-0	2	0	1
3 Woodard	79	70	9	3-32	1-18	3	0	0
4 Jones	68	58	10	10-84	0-0	1	1	3
5 Lilly	67	54	13	0-0	2-4	4	1	1
6 Smith	66	54	12	4-27	3-46	17	1	0
7 Mecklenburg	65	60	5	13-103	0-0	4	5	1
8 Ryan	58	52	6	1-8	0-0	3	0	0
9 Foley	48	38	10	0-0	3-47	7	0	0
10 Carter	47	39	8	1-7	0-0	1	1	0
11 L. Wright	44	41	3	0-0	5-44	15	0	1
12 Townsend	30	27	3	5-46	0-0	3	0	0
13 Chavous	29	23	6	6-34	0-0	0	2	2
14 T. Jackson	28	19	9	0-0	0-0	1	0	0
15 Dennison	25	22	3	0-0	0-0	0	1	0
Wilson	25	22	3	0-0	3-8	12	0	1
17 Hunter	23	19	4	0-0	1-20	1	0	0
18 Hunley	19	18	1	0-0	0-0	2	0	0
19 Fletcher	17	12	5	1-11	0-0	0	0	0
20 Robbins	16	16	0	0-0	1-3	4	0	0
21 Kragen	13	11	2	2-15	0-0	0	0	0
22 Comeaux	6	6	0	0-0	0-0	0	0	0
TOTALS	936	797	139	47-378	24-290	98	10	12

1985 GAMES STARTED

OFFENSE	DEFENSE	
QB Elway, John	16 DE Chavous, Barney	15
RB Lang, Gene	2 DE Jones, Rulon	16
RB Sewell, Steve	2 DE Townsend, Andre	1
RB Willhite, Gerald	4 NT Carter, Ruben	16
RB Winder, Sammy	12 NT Kragen, Greg	1
WR Johnson, Butch	7 LB Busick, Steve	16
WR Johnson, Vance	8 LB Dennison, Rick	7

1984 FINAL STATISTICS (13-3)

Head Coach: Dan Reeves AFC West: 1st Home Stadium: Mile High Stadium

Date	W-L	Score	Opponent	Attendance	RUSHING	No.	Yds.	Avg.	Long	TD
Sept 2	W	20-17	at Cincinnati	74,178	Winder	296	1153	3.9	24	4
Sept 9	L	0-27	at Chicago	54,335	Willhite	77	371	4.8	52	2
Sept 16	W	24-14	at Cleveland	61,980	Elway	56	237	4.2	21	1
Sept 23	W	21-0	Kansas City	74,263	Parros	46	208	4.5	25	2
Sept 30	W	16-13	L.A. Raiders	74,833	Lang	8	42	5.3	15	2
Oct 7	W	28-7	at Detroit	55,836	Brewer	10	28	2.8	8	0
Oct 15	W	17-14	Green Bay	62,546	Kubiak	9	27	3.0	17	1
Oct 21	W	37-7	at Buffalo	31,204	Myles	5	7	1.4	2	0
Oct 28	W	22-19	at L.A. Raiders (OT)	91,020	Johnson	1	3	3.0	3	0
Nov 4	W	26-19	New England	74,908	BRONCOS	508	2076	4.1	52	12
Nov 11	W	16-13	at San Diego	53,162	OPPONENTS	435	1664	3.8	72	10
Nov 18	W	42-21	Minnesota	74,716	RECEIVING	No.	Yds.	Avg.	Long	TD
Nov 25	L	24-27	Seattle	74,922	Watson	69	1170	17.0	73	7
Dec 2	L	13-16	at Kansas City	38,494	Winder	44	288	6.5	21	2
Dec 9	W	16-13	San Diego	74,867	Johnson	42	587	14.0	49	6
Dec 15	W	31-14	at Seattle	64,411	Willhite	27	298	11.0	63	0

TEAM STATISTICS

	Den	Opp
TOTAL FIRST DOWNS	299	311
Rushing	121	90
Passing	152	206
Penalty	26	15
3RD DOWN: MADE/ATT	68/207	84/240
3rd Down Pct.	32.9	35.0
4TH DOWN: MADE/ATT	6/7	8/23
4th Down Pct.	85.7	34.8
TOTAL NET YARDS	4935	5687
Avg. Per Game	308.4	355.4
Total Plays	1018	1123
Avg. Per Play	4.8	5.1
NET YARDS RUSHING	2076	1664
Avg. Per Game	129.8	104.0
Total Rushes	508	435
Avg. Per Rush	4.1	3.8
NET YARDS PASSING	2859	4023
Avg. Per Game	178.7	251.4
Sacked/Yards Lost	35/257	57/430
Gross Yards	3116	4453
Att./Completions	475/263	632/346
Completion Pct.	55.4	54.7
Had Intercepted	17	31
Avg. Per Pass Play	5.8	5.7
PUNTS/AVERAGE	96/40.1	81/41.5
NET PUNTING AVG	35.1	35.1
TOTAL RETURN YARDAGE	1725	1700
Punt Returns/Average	41/7.8	44/7.5
Kickoff Returns/Average	45/19.9	55/21.5
Intercept. Ret./Average	31/16.5	17/11.1
PENALTIES/YARDS	78/636	104/891
FUMBLES/BALL LOST	36/17	44/24
TOUCHDOWNS	42	26
Rushing	12	10
Passing	22	16
Returns	8	0
Extra Points Made/Attempts	38/41	26/26
Field Goals Made/Attempts	21/28	19/33
TOTAL PUNTS	353	241

SCORE BY PERIODS

	1	2	3	4	OT	Total
BRONCOS	75	125	68	82	3	353
OPPONENTS	49	74	45	73	0	241

SCORING

TD	Ru	Pa	Rt	PAT	FG	S	PNTS
Karlis	0	0	0	38/41	21/28	0	101
Watson	7	0	0	0/0	0/0	0	42
Winder	6	4	2	0/0	0/0	0	36
Johnson	6	0	6	0/0	0/0	0	36
Lang	3	2	1	0/0	0/0	0	18
Kay	3	0	3	0/0	0/0	0	18
Parros	2	2	0	0/0	0/0	0	12
Foley	2	0	0	2/2	0/0	0	12
Willhite	2	2	0	0/0	0/0	0	12
Kubiak	1	1	0	0/0	0/0	0	6
Robbins	1	0	0	1/0	0/0	0	6
Smith	1	0	0	1/0	0/0	0	6
Woodard	1	0	0	1/0	0/0	0	6
Jones	1	0	0	0/0	0/0	0	6
Alexander	1	0	0	0/0	0/0	0	6
Harden	1	0	0	1/0	0/0	0	6
Sampson	1	0	1	0/0	0/0	0	6
L. Wright	1	0	0	1/0	0/0	0	6
J. Wright	1	0	1	0/0	0/0	0	6
Elway	1	1	0	0/0	0/0	0	6
BRONCOS	42	12	22	8	38/41	21/28	0
OPPONENTS	26	10	16	0	26/26	19/33	1

PASSING

	Att.	Comp.	Yds.	Comp.%	Yd./Att.	TD	TD%	Int	Int%	LG	Sack/Lost	Rtg.
Elway	380	214	2598	56.3	6.84	18	4.7	15	3.9	73	24/158	76.8
Kubiak	75	44	440	58.7	5.87	4	5.3	1	1.3	41	10/86	87.6
Stankavage	18	4	58	22.2	3.22	0	0.0	1	5.6	16	1/13	37.1
Willhite	2	1	20	50.0	10.00	0	0.0	0	0.0	20	0/0	85.3
BRONCOS	475	263	3116	55.4	6.56	22	4.6	17	3.6	73	35/257	75.8
OPPONENTS	632	346	4453	54.7	7.05	16	2.5	31	4.9	801	57/430	64.9

	No.	Yds.	Avg.	Long	TD
Watson	69	1170	17.0	73	7
Winder	44	288	6.5	21	2
Johnson	42	587	14.0	49	6
Willhite	27	298	11.0	63	0
Sawyer	17	122	7.2	25	0
Kay	16	136	8.5	21	3
J. Wright	11	118	10.7	21	1
Sampson	9	123	13.7	25	1
Alexander	8	132	16.5	41	1
Parros	6	25	4.2	9	0
Lang	4	24	6.0	9t	1
Summers	3	32	10.7	16	0
Myles	2	22	11.0	12	0
Brewer	2	20	10.0	16	0
Kubiak	1	20	20.0	20	0
Logan	1	3	3.0	3	0
Studdard	1	-4	-4.0	-4	0
BRONCOS	263	3116	11.8	73	22
OPPONENTS	346	4453	12.9	80t	16

	No.	Yds.	Avg.	Long	TD
Foley	6	97	16.2	40t	1
Harden	6	79	13.2	45t	1
Wilson	4	59	14.8	22	1
Smith	3	13	4.3	10	0
Mecklenburg	2	105	52.5	63	0
Robbins	2	62	31.0	62t	1
Busick	2	21	10.5	16	0
Woodard	1	27	27.0	27t	1
Jackson	1	23	23.0	23	0
Ryan	1	13	13.0	13	0
Comeaux	1	5	5.0	5	0
Lilly	1	5	5.0	5	0
L. Wright	1	1	1.0	1	0
BRONCOS	31	510	16.5	63	4
OPPONENTS	17	189	11.1	35	0

	No.	Yds.	Avg.	TB	In20	Long	B
Norman	96	3850	40.1	6	16	83	—
OPPONENTS	81	3361	41.5	10	20	62	—

	No.	FC	Yds.	Avg.	Long	TD
Willhite	20	9	200	10.0	35	0
Thomas	20	4	118	9.9	15	0
Wilson	1	0	0	0.0	0	0
BRONCOS	41	13	318	7.8	35	0
OPPONENTS	44	25	330	7.5	24	0

	No.	Yds.	Avg.	Long	TD
Lang	19	404	21.3	38	0
Thomas	18	351	19.5	33	0
Willhite	4	109	27.3	40	0
Dennison	2	27	13.5	16	0
Harden	1	4	4.0	4	0
Smith	1	2	2.0	2	0
BRONCOS	45	897	19.9	40	0
OPPONENTS	55	1181	21.5	62	0

	Distance	1-19	20-29	30-39	40-49	50+	Total
Karlis	1/1	6/7	7/8	6/9	1/3	21/28	353
OPPONENTS	1/1	4/7	3/8	10/13	1/4	19/33	241

KARLIS: (1) (50N) (25G) (46N) (27G,32G,19G) (51N) (30G) (45G,40G,45G) (41G,24G,42N,35G) (1) (44G,45G,34N,37G) (1) (27G,25N) (22G,37G, 42N) (30G,50G,28G) (34G)

SACKS: Jones 11, Chavous 7.5, Mecklenburg 7, T. Jackson 6, Townsend 5, Carter 3, Bowyer 3, Dennison 3, Ryan 3, Woodard 3, Busick 1, Comeaux 1, Garnett 1, Robbins 1, D. Smith 1, Wilson 0.5, **TOTAL 57.0**

1984 DEFENSIVE STATS

(based on coaches' film review)

	TT	UT	A	S-YDS	I-YDS	PD	FR
1 Busick	195	112	83	1-9	2-21	4	1
2 Foley	167	108	59	0-0	6-97	10	2
3 Dennison	164	104	60	3-11	0-0	3	0
4 T. Jackson	141	89	52	6-45	0-0	13	1
5 Wright	113	98	15	0-0	1-1	14	2
6 Ryan	106	59	47	3-25	1-13	2	1
7 Jones	105	50	55	11-83	0-0	1	2
8 Harden	97	70	27	0-0	6-79	18	2
9 D. Smith	92	68	24	1-9	3-13	9	1
10 Carter	84	53	31	3-20	0-0	0	3
11 Chavous	66	40	26	7.5-42	0-0	1	0
12 Bowyer	58	35	23	3-21	0-0	0	1
13 Townsend	51	32	19	5-36	0-0	0	1
14 Woodard	49	30	19	3-32	1-27	3	0
15 Wilson	46	38	8	0.5-0	4-59	2	1
16 Mecklenburg	41	35	6	7-80	2-105	2	1
17 Garnett	41	24	17	1-6	0-		

1983 FINAL STATISTICS (9-7)

Head Coach: Dan Reeves AFC West: 3rd Home Stadium: Mile High Stadium

Date	W-L	Score	Opponent	Attendance	RUSHING	No.	Yds.	Avg.	Long	TD
Sept 4	W	14-10	at Pittsburgh	58,233	Winder	196	757	3.9	52	3
Sept 11	W	17-10	at Baltimore	52,613	Poole	81	246	3.0	19	4
Sept 18	L	10-13	Philadelphia	74,202	Preston	47	222	3.9	28	1
Sept 25	L	7-22	L.A. Raiders	74,289	Willhite	43	188	4.4	24t	3
Oct 2	L	14-31	at Chicago	58,210	Elway	28	146	5.2	23	1
Oct 9	W	26-14	at Houston	58,210	Parros	30	96	3.2	13	0
Oct 16	W	24-17	Cincinnati	74,305	Myles	8	52	6.5	16	0
Oct 23	W	14-6	San Diego	74,581	DeBerg	13	28	2.2	11	1
Oct 30	W	27-24	Kansas City	74,640	Upchurch	6	19	3.2	9	0
Nov 6	L	19-27	at Seattle	61,189	Kubiak	4	17	4.3	8	1
Nov 13	L	20-22	at L.A. Raiders	51,945	Watson	3	17	5.7	10	0
Nov 20	W	38-27	Seattle	74,710	Prestridge	1	-11	-11.0	-11	0
Nov 27	L	7-31	at San Diego	43,650	J. Wright	1	-11	-11.0	-11	0
Dec 4	W	27-6	Cleveland	70,912	BRONCOS	471	1784	3.8	52	15
Dec 11	W	21-19	Baltimore	74,854	OPPONENTS	509	1938	3.8	29	14
Dec 18	L	17-48	at Kansas City	11,377						

TEAM STATISTICS	Den	Opp
TOTAL FIRST DOWNS	292	321
Rushing	99	119
Passing	155	185
Penalty	38	17
3RD DOWN: MADE/ATT	68/213	92/235
3rd Down Pct.	31.9	39.1
TOTAL NET YARDS	4811	5609
Avg. Per Game	300.7	350.6
Total Plays	1025	1099
Avg. Per Play	4.7	5.1
NET YARDS RUSHING	1784	1938
Avg. Per Game	111.5	121.1
Total Rushes	471	509
Avg. Per Rush	3.8	3.8
NET YARDS PASSING	3027	3671
Avg. Per Game	189.2	229.4
Sacked/Yards Lost	55/349	38/317
Gross Yards	3466	3988
Att./Completions	499/254	552/307
Completion Pct.	50.9	55.6
Had Intercepted	22	27
Avg. Per Pass Play	5.5	6.2
PUNTS/AVERAGE	87/41.6	77/44.2
NET PUNTING AVG	34.0	36.2
TOTAL RETURN YARDAGE	1852	1629
Punt Returns/Average	38/11.1	55/9.5
Kickoff Returns/Average	56/19.2	46/17.9
Intercept. Ret./Average	27/13.1	22/12.8
PENALTIES/YARDS	100/804	138/1097
FUMBLE/BALL LOST	34/19	46/20
TOUCHDOWNS	34	36
Rushing	15	14
Passing	17	18
Returns	2	4
Extra Points Made/Attempts	33/34	34/35
Field Goals Made/Attempts	21/25	25/33
TOTAL POINTS	302	327

SCORE BY PERIODS	1	2	3	4	OT	TOTAL
BRONCOS	41	80	39	142	0	302
OPPONENTS	85	87	76	79	0	327

SCORING	TD	Ru	Pa	Rt	PAT	FG	S	PTS
Karlis	0	0	0	0	33/34	21/25	0	96
Watson	5	0	5	0	0/0	0/0	0	30
Poole	4	4	0	0	0/0	0/0	0	24
Willhite	4	3	1	0	0/0	0/0	0	24
Parros	3	1	2	0	0/0	0/0	0	18
Sampson	3	0	3	0	0/0	0/0	0	18
Winder	3	3	0	0	0/0	0/0	0	18
Egloff	2	0	2	0	0/0	0/0	0	12
Preston	2	1	1	0	0/0	0/0	0	12
Upchurch	2	0	2	0	0/0	0/0	0	12
Chavous	1	0	0	1	0/0	0/0	0	6
DeBerg	1	1	0	0	0/0	0/0	0	6
Elway	1	1	0	0	0/0	0/0	0	6
Kubiak	1	1	0	0	0/0	0/0	0	6
Myles	1	0	1	0	0/0	0/0	0	6
Thomas	1	0	0	1	0/0	0/0	0	6
Jones	0	0	0	0	0/0	0/0	1	2
BRONCOS	34	15	17	2	33/34	21/25	1	302
OPPONENTS	36	14	18	4	34/36	25/33	0	327

PASSING	Att.	Comp.	Yds.	Comp.%	Yd./Att.	TD	TD%	Int	Int%	LG	Sack/Lost	Rtg.
Elway	259	123	1663	47.5	6.42	7	2.7	14	5.4	49t	28/218	54.9
DeBerg	215	119	1617	55.3	7.52	9	4.2	7	3.3	54	25/201	79.7
Kubiak	22	12	186	54.5	8.45	1	4.5	1	4.5	78t	2/20	78.9
Upchurch	2	0	0	0.0	0.00	0	0.0	0	0.0	0	0/0	39.5
Willhite	1	0	0	0.0	0.00	0	0.0	0	0.0	0	0/0	39.5
BRONCOS	499	254	3466	50.9	6.95	17	3.4	22	4.4	78t	55/439	66.4
OPPONENTS	552	307	3988	55.6	7.22	18	3.3	27	4.9	72t	38/317	69.0

RECEIVING	No.	Yds.	Avg.	Long	TD
Watson	59	1133	19.2	78t	5
Upchurch	40	639	16.0	40	2
Winder	23	150	6.5	17	0
Egloff	20	205	10.3	32	2
Poole	20	184	9.2	23	0
Preston	17	137	8.1	25	1
Willhite	14	153	10.9	26t	1
J. Wright	13	134	10.3	23	0
Thomas	12	182	15.2	44	0
Parros	12	126	10.5	33t	2
Sampson	7	200	20.0	49t	3
Myles	7	119	17.0	33	1
Odoms	4	62	15.5	21	0
Sawyer	3	42	14.0	17	0
BRONCOS	254	3466	13.6	78t	17
OPPONENTS	307	3988	13.0	72t	18

INTERCEPTIONS	No.	Yds.	Avg.	Long	TD
L. Wright	6	50	8.3	34	0
Wilson	5	91	18.2	36	0
Foley	5	28	5.6	16	0
Harden	4	127	31.8	48	0
Smith	4	39	9.8	23	0
R. Jackson	1	15	15.0	15	0
Gradishar	1	5	5.0	5	0
T. Jackson	1	0	0.0	0	0
BRONCOS	27	355	13.1	48	0
OPPONENTS	22	281	12.8	58t	3

PUNTING	No.	Yds.	Avg.	TB	In20	Long	B
Prestridge	87	3620	41.6	7	19	60	—
OPPONENTS	77	3406	44.2	10	18	68	—

PUNT RETURNS	No.	FC	Yds.	Avg.	Long	TD
Thomas	33	9	368	11.2	70t	1
Upchurch	4	1	52	13.0	17	0
L. Wright	1	0	0	0.0	0	0
BRONCOS	38	10	420	11.1	70t	1
OPPONENTS	55	8	524	9.5	34	0

KICKOFF RETURNS	No.	Yds.	Avg.	Long	TD
Thomas	28	573	20.5	42	0
Wilson	24	485	20.2	32	0
Studdard	2	8	4.0	8	0
Harden	1	9	9.0	9	0
T. Jackson	1	2	2.0	2	0
BRONCOS	56	1077	19.2	42	0
OPPONENTS	46	824	17.9	42	0

FIELD GOAL BREAKDOWN	Distance	1-19	20-29	30-39	40-49	50+	Total
Karlis	0/0	7/8	7/9	6/7	1/1	21/25	32/33
OPPONENTS	2/2	8/9	6/8	7/8	2/6	25/33	

SACKS: T. Jackson 5.5, D. Smith 5, Chavous 4.5, Jones 4, Manor 3, Gradishar 2.5, Mecklenburg 2, Bowyer 2, Busick 2, Woodard 2, Carter 1, R. Jackson 1, Wright 1, Latimer 0.5. **TOTAL 36.0**

1983 DEFENSIVE STATS

(based on coaches' film review)

	TT	UT	A	S-YDS	I-YDS	FR
1 Gradishar	224	133	91	2.5-20	1-5	3
2 Busick	130	71	59	2-16	0-0	0
3 Foley	124	85	39	0-0	5-28	1
T. Jackson	124	77	47	5.5-59	1-0	2
D. Smith	114	79	35	5-32	0-0	0
6 L. Wright	113	81	32	1-1	6-50	1
7 Ryan	102	64	38	0-0	0-0	1
8 Chavous	99	62	37	4.5-25	0-0	1
9 Harden	98	64	34	0-0	4-27	3
Carter	98	47	51	1-12	0-0	3
11 Jones	72	42	30	4-22	0-0	2
12 Manor	56	36	20	3-18	0-0	1
R. Jackson	56	29	27	1-10	1-15	0
14 Wilson	55	45	10	0-0	5-91	0
15 Latimer	51	33	18	0.5-4	0-0	0
16 Bowyer	45	27	18	2-19	0-0	1
17 Mecklenburg	24	12	12	2-20	0-0	0
18 Stachowicz	21	9	12	0-0	4-39	0
19 Dennison	19	9	10	0-0	0-0	0
20 Woodard	18	15	3	2-12	0-0	2
21 Myers	11	9	2	0-0	0-0	0
22 Swenson	8	1	7	0-0	0-0	0
23 Dupree	1	1	0	0-0	0-0	0
TOTALS	1,663	1,031	632	36-270	27-355	21

1983 GAMES STARTED

OFFENSE	DEFENSE
QB DeBerg, Steve	5 DE Bowyer, Walt
QB Elway, John	10 DE Chavous, Barney
QB Kubiak, Gary	1 DE Jones, Rulon
RB Parros, Rick	5 DE Manor, Brison
RB Poole, Nathan	10 NT Carter, Rubin
RB Preston, Dave	3 NT Latimer, Don
RB Winder, Sammy	13 LB Busick, Steve
WR Sampson, Clint	2 LB Dennison, Rick
WR Upchurch, Rick	11 LB Gradishar, Randy
WR Watson, Steve	16 LB Jackson, Tom
TE Egloff, Ron	10 LB Ryan, Jim
TE Sawyer, John	4 LB Swenson, Bob
T. Wright, Jim	6 LB Woodard, Ken
C Bryan, Billy	16 CB Harden, Mike
T Lanier, Ken	16 CB Wilson,

1982 FINAL STATISTICS (2-7)

Head Coach: Dan Reeves AFC West: 5th Home Stadium: Mile High Stadium

Date	W-L	Score	Opponent	Attendance	RUSHING	No.	Yds.	Avg.	Long	TD
Sept 12	L	3-23	San Diego	73,564	Willhite	70	347	5.0	23	2
Sept 19	W	24-21	San Francisco	73,899	Parros	77	277	3.6	14	1
Sept 26			at New Orleans	Canceled	Winder	67	259	3.9	18	1
Oct 3			Pittsburgh	Canceled	Preston	19	81	4.3	13	0
Oct 10			at New York Jets	Canceled	Poole	7	36	5.1	20	0
Oct 17			at Houston	Canceled	DeBerg	8	27	3.4	6t	1
Oct 24			L.A. Raiders	Canceled	Herrmann	3	7	2.3	6t	1
Oct 31			Buffalo	Canceled	Lytle	2	2	1.0	2	0
Nov 7			at Seattle	Resched. Jan. 2	Watson	1	-4	-4.0	-4	0
Nov 14			at Kansas City	Canceled	Wright	1	-4	-4.0	-4	0
Nov 21	L	10-17	Seattle	73,916	Upchurch	2	-10	-5.0	-3	0
Nov 28	L	20-30	at San Diego	47,629	BRONCOS	257	1018	4.0	23	6
Dec 5	L	27-34	Atlanta	73,984	OPPONENTS	293	935	3.2	46	8
Dec 12	W	27-24	at L.A. Rams	48,112	RECEIVING	No.	Yds.	Avg.	Long	TD
Dec 19	L	16-37	Kansas City	74,192	Parros	37	259	7.0	24	2
Dec 26	L	10-27	at L.A. Raiders	44,160	Watson	36	555	15.4	41	2
Jan 2	L	11-13	at Seattle	43,145	Upchurch	26	407	15.7	51t	3

TEAM STATISTICS

TEAM STATISTICS	Den	Opp
TOTAL FIRST DOWNS	170	176
Rushing	52	53
Passing	103	104
Penalty	15	19
3RD DOWN: MADE/ATT	43/121	48/132
3rd Down Pct.	35.5	36.4
TOTAL NET YARDS	2837	3169
Avg. Per Game	315.2	352.1
Total Plays	592	616
Avg. Per Play	4.8	5.1
NET YARDS RUSHING	1018	935
Avg. Per Game	113.1	103.9
Total Rushes	257	293
Avg. Per Rush	4.0	3.2
NET YARDS PASSING	1819	2234
Avg. Per Game	202.1	248.2
Sacked/Yards Lost	24/200	16/116
Gross Yards	2019	2350
Att./Completions	311/181	307/172
Completion Pct.	58.2	56.0
Had Intercepted	19	12
Average per Pass Play	5.4	6.9
PUNTS/AVERAGE	45/45.0	42/39.4
NET PUNTING AVG	37.8	31.1
TOTAL RETURN YARDAGE	1229	1199
Punt Returns/Average	21/14.5	25/9.1
Kickoff Returns/Average	40/20.5	26/20.8
Intercept. Ret./Average	12/8.8	19/22.7
PENALTIES/YARDS	54/516	63/571
FUMBLES/BALL LOST	24/17	17/7
TOUCHDOWNS	16	25
Rushing	6	8
Passing	8	14
Returns	2	3
Extra Points Made/Attempts	15/16	25/25
Field Goals Made/Attempts	11/13	17/24
TOTAL POINTS	148	226

SCORE BY PERIODS	1	2	3	4	OT	Total
BRONCOS	26	47	33	42	0	148
OPPONENTS	40	79	40	67	0	226

SCORING	TD	Ru	Pa	Rt	PAT	FG	S	PTS
Karlis	0	0	0	15/16	11/13	0	0	48
Upchurch	5	0	3	2	0/0	0/0	0	30
Parros	3	1	2	0	0/0	0/0	0	18
Willhite	2	2	0	0	0/0	0/0	0	12
Watson	2	0	2	0	0/0	0/0	0	12
DeBerg	1	1	0	0	0/0	0/0	0	6
Winder	1	1	0	0	0/0	0/0	0	6
Herrmann	1	1	0	0	0/0	0/0	0	6
Wright	1	0	1	0	0/0	0/0	0	6
Boyd	0	0	0	0	0/0	0/0	1	2
Chavous	0	0	0	0	0/0	0/0	1	2
BRONCOS	16	6	8	2	15/16	11/13	2	148
OPPONENTS	25	8	14	3	25/25	17/24	0	226

PASSING	Att.	Comp.	Yds.	Comp.%	Yd./Att.	TD	TD%	Int	Int%	LG	Sack/Lost	Rtg.
DeBerg	223	131	1405	58.7	6.30	7	3.1	11	4.9	51t	16/130	67.1
Herrmann	60	32	421	53.3	7.02	1	1.7	4	6.7	39	4/48	53.4
Morton	26	18	193	69.2	7.42	0	0.0	3	11.5	20	3/19	51.0
Willhite	2	0	0	0.0	0.00	0	0.0	1	50.0	0	0/0	0.0
Upchurch	0	0	0	0.0	0.00	0	0.0	0	0.0	0	1/3	39.5
BRONCOS	311	181	2019	58.2	6.49	8	2.6	19	6.1	51t	24/200	60.8
OPPONENTS	307	172	2350	56.0	7.65	14	4.6	12	3.9	86t	16/116	79.6

INTERCEPTIONS	No.	Yds.	Avg.	Long	TD
Kyle	3	26	8.7	14	0
Wilson	2	22	11.0	16	0
Wright	2	18	9.0	18	0
Harden	2	3	1.5	3	0
Smith	1	29	29.0	29	0
Jackson	1	8	8.0	8	0
Thomas	1	0	0.0	0	0
BRONCOS	12	106	8.8	29	0
OPPONENTS	19	431	22.7	60	3

PUNTING

No.	Yds.	Avg.	TB	In20	Long	B
Prestridge	45	2026	45.0	5	14	65
OPPONENTS	42	1653	39.4	2	9	80

PUNT RETURNS	No.	FC	Yds.	Avg.	Long	TD
Upchurch	15	3	242	16.1	78t	2
Willhite	6	4	63	10.5	23	0
BRONCOS	21	7	305	14.5	78t	2
OPPONENTS	25	3	227	9.1	25	0

KICKOFF RETURNS	No.	Yds.	Avg.	Long	TD
Willhite	17	337	19.8	26	0
Manning	15	346	23.1	34	0
Wilson	6	123	20.5	30	0
Jecker	1	12	12.0	12	0
Poole	1	0	0.0	0	0
BRONCOS	40	818	20.5	34	0
OPPONENTS	26	541	20.8	68	0

FIELD GOAL BREAKDOWN	1-19	20-29	30-39	40-49	50+	Total
Distance	2/2	3/3	3/4	3/4	0/0	11/13
OPPONENTS	3/3	4/6	3/4	4/5	3/6	17/24

SACKS: Chavous 5, Gradishar 2, Jones 2, Manor 2, D. Smith 2, T. Jackson 1, Latimer 1, Wright 1, **TOTAL 16.0**

1982 DEFENSIVE STATS

(based on coaches' film review)

	TT	UT	A	S-YDS	I-YDS	FR
1 Gradishar	151	80	71	2-16	0-0	1
2 T. Jackson	86	47	39	1-1	1-8	0
3 Ryan	84	54	30	0-0	0-0	0
4 Evans	80	55	25	0-0	0-0	0
5 Smith	65	53	12	2-11	1-29	0
6 Jones	64	34	30	2-11	0-0	0
7 Chavous	62	35	27	5-42	0-0	0
8 L. Wright	54	44	10	1-11	2-18	1
9 Kyle	52	36	16	0-0	3-26	1
10 Harden	51	35	16	0-0	2-3	1
Carter	51	23	28	0-0	0-0	0
12 Wilson	48	33	15	0-0	2-22	1
Latimer	48	31	17	1-9	0-0	0
14 Trimble	20	12	8	0-0	0-0	0
Manor	20	10	10	2-11	0-0	0
16 Boyd	16	8	8	0-0	0-0	0
17 Thomas	14	9	5	0-0	1-0	0
18 Swenson	11	2	9	0-0	0-0	0
19 R. Jackson	5	2	3	0-0	0-0	0
Foley	5	1	4	0-0	0-0	0
21 Busick	4	1	3	0-0	0-0	0
TOTALS	991	605	386	16-112	12-106	5

1982 GAMES STARTED

OFFENSE	DEFENSE
QB DeBerg, Steve	5 DE Chavous, Barney
QB Herrmann, Mark	1 DE Jones, Rulon
QB Morton, Craig	3 NT Carter, Rubin
RB Parros, Rick	9 NT Latimer, Don
RB Preston, Dave	5 LB Evans, Larry
RB Willhite, Gerald	2 LB Gradishar, Randy
RB Winder, Sammy	2 LB Jackson, Tom
WR Upchurch, Rick	8 LB Ryan, Jim
WR Watson, Steve	9 CB Kyle, Aaron
TE Egloff, Ron	1 CB Wilson, Steve
TE Odoms, Riley	6 CB Wright, Louis
TE Wright, Jim	3 S Foley, Steve
C Bryan, Billy	9 S Harden, Mike
T Lanier, Ken	9 S Smith, Dennis
T Minor, Claudie	7 S Trimble, Steve
T Uecker, Keith	2
G Glassic, Tom	9
G Studdard, Dave	9

1982 COACHES

Dan Reeves (Head Coach), **Marvin Bass** (Special Assistant), **Joe Collier** (Asst. Head Coach/Defense), **Rod Dowhower** (Offensive Coordinator/Wide Receivers), **Jerry Frei** (Offensive Line), **Stan Jones** (Defensive Line), **Richie McCabe** (Defensive Backs), **Nick Nicolau** (Running Backs), **Fran Poltfoot** (Tight Ends/Special Teams), **Bob Zeman** (Linebackers).

1982 LEADERS / RANKINGS

INDIVIDUAL	PLAYER	NO.	AFC RANK	NFL RANK	NFL LEADER	NO.
Points	Karlis	48	8	16	Benirschke (SD)	80
Rushing Yards	Willhite	347	15	28	McNeil (NYJ)	786
Passing Yards	DeBerg	1,405	8	19	Fouts (SD)	2,883
Passer Rating	DeBerg	67.2	7	20	Anderson (CIN)	95.3
Receiving Yards	Watson	555	9	12	Chandler (SD)	1,032
Receptions	Parros	37	10	15t	D. Clark (SF)	60
Interceptions	Kyle	3	3t	4t	Walls (DAL)	7
Sacks	Chavous	5	11t	26t	Martin (MIN)	11.5
OFFENSE	NO.	RANK	NFL RANK	NFL LEADER	NO.	
Points Per Game	16.4	9	20	San Diego	32.0	
Total Yards Per Game	315.2	7	15	San Diego	449.8	
Yards Per Play	4.8	7t	16t	San Diego	6.6	
Rushing Yards Per Game	113.9	9	17	Buffalo	152.3	
Net Passing Yards Per Game	202.1	6	15	San Diego	325.2	
DEFENSE	NO.	RANK	NFL RANK	NFL LEADER	NO.	
Points Per Game	25.1	12	25	Washington	14.2	
Total Yards Per Game	352.1	11	24	Miami	256.9	
Yards Per Play	5.1	9	20t	Miami	4.2	
Rushing Yards Per Game	103.9	4	7	Pittsburgh	84.7	
Net Passing Yards Per Game	248.2	12	26	Miami	114.1	

1982 KEY AWARDS

Pro Bowl (3): LB Randy Gradishar, P Luke Prestridge, WR Rick Upchurch. **AP All-Pro (2):** P Luke Prestridge (first team), WR Rick Upchurch (first team).

1982 NFL STANDINGS

(As a result of a 57-day players' strike, the 1982 NFL regular-season schedule was reduced from 16 weeks to nine. At the conclusion of the regular season, the NFL conducted a 16-team postseason Super Bowl tournament. Eight teams from each conference were seeded 1-8 based on their

1981 FINAL STATISTICS (10-6)

Head Coach: Dan Reeves AFC West: 2nd Home Stadium: Mile High Stadium

Date	W-L	Score	Opponent	Attendance	RUSHING	No.	Yds.	Avg.	Long	TD
Sept 6	W	9-7	Oakland	74,796	Parros	176	749	4.3	25	2
Sept 13	L	10-13	at Seattle	58,513	Preston	183	640	3.5	23	3
Sept 20	W	28-10	Baltimore	74,804	Reed	68	156	2.3	10	0
Sept 27	W	42-24	San Diego	74,844	Canada	33	113	3.4	11	3
Oct 4	W	17-0	at Oakland	51,035	Lytle	30	106	3.5	18	4
Oct 11	W	27-21	Detroit	74,816	Upchurch	5	56	11.2	37	0
Oct 18	L	14-28	at Kansas City	74,672	DeBerg	9	40	4.4	11	0
Oct 25	L	7-9	at Buffalo	77,757	Morton	8	18	2.3	5	0
Nov 2	W	19-17	Minnesota	74,834	Wright	1	11	11.0	11	0
Nov 8	W	23-20	Cleveland (OT)	74,859	Watson	2	6	3.0	6	0
Nov 15	W	24-7	at Tampa Bay	64,518	BRONCOS	515	1895	3.7	37	12
Nov 22	L	21-38	at Cincinnati	57,207	OPPONENTS	467	2005	4.3	821	17
Nov 29	L	17-34	San Diego	51,533	RECEIVING	No.	Yds.	Avg.	Long	TD
Dec 6	W	16-13	Kansas City	74,744	Watson	60	1244	20.7	95t	13
Dec 13	W	23-13	Seattle	74,527	Preston	52	507	9.8	37	0
Dec 20	L	24-35	at Chicago	40,125	Odoms	38	516	13.6	28	5

TEAM STATISTICS	Den	Opp
TOTAL FIRST DOWNS	306	268
Rushing	91	103
Passing	181	142
Penalty	34	23

3RD DOWN: MADE/ATT	86/230	74/219
3rd Down Pct.	37.4	33.8
TOTAL NET YARDS	5426	4878
Avg. Per Game	339.1	304.9
Total Plays	1062	1000
Avg. Per Play	5.1	4.9
NET YARDS RUSHING	1895	2005
Avg. Per Game	118.4	125.3
Total Rushes	515	467
Avg. Per Rush	3.7	4.3
NET YARDS PASSING	3531	2873
Avg. Per Game	220.7	179.6
Sacked/Yards Lost	61/461	36/295
Gross Yards	3992	3168
Att./Completions	485/289	497/267
Completion Pct.	59.6	53.7
Had Intercepted	21	23
Average per Pass Play	6.5	5.4
PUNTS/AVERAGE	86/40.4	88/43.1
NET PUNTING AVG	34.8	36.0
TOTAL RETURN YARDAGE	1584	1800
Punt Returns/Average	51/8.6	46/8.4
Kickoff Returns/Average	47/17.0	47/21.4
Intercept. Ret./Average	23/14.9	21/19.3
PENALTIES/YARDS	99/832	104/949
FUMBLES/BALL LOST	26/18	36/23
TOUCHDOWNS	39	35
Rushing	12	17
Passing	27	13
Returns	0	5
Extra Points Made/Attempts	36/38	34/35
Field Goals Made/Attempts	17/30	15/27
TOTAL POINTS	321	289

SCORE BY PERIODS	1	2	3	4	OT	Total
BRONCOS	67	91	74	86	3	321
OPPONENTS	63	80	71	75	0	289

SCORING	TD	Ru	Pa	Rt	PAT	FG	S	PTS
Steinfort	0	0	0	0	36/37	17/30	0	87
Watson	13	0	13	0	0/0	0/0	0	78
Lytle	5	4	1	0	0/0	0/0	0	30
Odoms	5	0	5	0	0/0	0/0	0	30
Canada	4	3	1	0	0/0	0/0	0	24
Upchurch	3	0	3	0	0/0	0/0	0	18
Parros	3	2	1	0	0/0	0/0	0	18
Preston	3	3	0	0	0/0	0/0	0	18
Egloff	1	0	1	0	0/0	0/0	0	6
Wright	1	0	1	0	0/0	0/0	0	6
Moses	1	0	1	0	0/0	0/0	0	6
Prestridge	0	0	0	0	0/1	0/0	0	0
BRONCOS	39	12	27	0	36/38	17/30	0	321
OPPONENTS	35	17	13	5	34/35	15/27	0	289

PASSING	Att.	Comp.	Yds.	Comp.%	Yd./Att.	TD	TD%	Int	Int%	LG	Sack/Lost	Rtg.
Morton	376	225	3195	59.8	8.50	21	5.6	14	3.7	95t	54/394	90.5
DeBerg	108	64	797	59.3	7.38	6	5.6	6	5.6	44	7/67	77.5
Reed	1	0	0	0.0	0.00	0	0.0	0	0.0	0	0/0	0.0
BRONCOS	485	289	3992	59.6	8.23	227	5.6	21	4.3	95t	61/461	86.7
OPPONENTS	497	267	3168	53.7	6.37	13	2.6	23	4.6	65t	36/295	62.8

INTERCEPTIONS	No.	Yds.	Avg.	Long	TD
Foley	5	81	16.2	24	0
Gradishar	4	38	9.5	16	0
Thompson	4	14	3.5	14	0
Swenson	3	53	17.7	32	0
Kyle	2	40	20.0	40	0
Harden	2	34	17.0	38	0
Smith	1	65	65.0	65	0
Manor	1	16	16.0	16	0
Evans	1	1	1.0	1	0
BRONCOS	23	342	14.9	65	0
OPPONENTS	21	405	19.3	69t	4

PUNTING	No.	Yds.	Avg.	TB	In20	Long	B
Prestridge	86	3478	40.4	5	20	67	0
OPPONENTS	88	3789	43.1	9	18	71	1

PUNT RETURNS	No.	FC	Yds.	Avg.	Long	TD
Manning	41	4	378	9.2	39	0
Upchurch	9	1	63	7.0	15	0
Kyle	1	0	0	0.0	0	0
BRONCOS	51	5	441	8.6	39	0
OPPONENTS	46	17	388	8.4	26	0

KICKOFF RETURNS	No.	Yds.	Avg.	Long	TD
Manning	26	514	19.8	31	0
Harden	11	178	16.2	23	0
Lytle	5	80	16.0	24	0
Canada	2	19	9.5	13	0
Egloff	1	7	7.0	7	0
Ryan	1	2	2.0	2	0
Preston	1	1	1.0	1	0
BRONCOS	47	801	17.0	31	0
OPPONENTS	47	1007	21.4	46	0

FIELD GOAL BREAKDOWN	Distance	1-19	20-29	30-39	40-49	50+	Total
Steinfort	0/0	6/9	5/11	6/8	0/2	17/30	
OPPONENTS	0/0	5/6	4/6	5/11	1/4	15/27	

SACKS: Jones 9.5, Chavous 4, Manor 4, Carter 3, Swenson 3, Latimer 2.5, Evans 2, Boyd 1, Gradishar 1, Thompson 1, Wright 1, **TOTAL 32.0**

1981 DEFENSIVE STATS

	TT	UT	A	S-YDS	I-YDS	FR
1 Gradishar	258	168	90	1-8	4-38	0
2 Swenson	145	103	42	3-27	3-53	3
3 Jackson	144	95	49	4-33	0-0	1
4 Evans	126	81	45	2-10	1-1	1
5 Carter	101	67	34	3-18	0-0	1
6 Chavous	93	58	35	4-29	0-0	1
7 Thompson	91	59	32	1-9	4-14	2
8 Foley	87	53	34	0-0	5-81	1
9 Latimer	71	51	20	2.5-30	0-0	1
Jones	71	37	34	9.5-86	0-0	1
11 Kyle	68	62	6	0-0	2-40	4
12 D. Smith	45	42	3	0-0	1-65	2
13 Manor	39	27	12	4-35	1-16	0
14 Harden	37	23	14	0-0	2-34	1
15 P. Smith	35	32	3	0-0	0-0	0
16 Boyd	34	19	15	1-10	0-0	1
17 L. Wright	32	25	7	1-11	0-0	1
18 Ryan	22	15	7	0-0	0-0	0
19 Busick	1	1	0	0-0	0-0	2
Merrill	1	1	0	0-0	0-0	0
TOTALS	1,501	1,019	482	36-306	23-342	23

1981 GAMES STARTED

OFFENSE	DEFENSE	
QB Morton, Craig	16 DE Chavous, Barney	16
RB Parros, Rick	16 DE Jones, Rulon	16
RB Preston, Dave	15 NT Carter, Ruben	16
WR Moses, Haven	6 LB Evans, Larry	16
WR Upchurch, Rick	10 LB Gradishar, Randy	16
WR Watson, Steve	12 LB Jackson, Tom	16
WR Wilson, Steve	1 LB Swenson, Bob	16
TE Egloff, Ron	5 CB Kyle, Aaron	16
TE Odums, Riley	15 CB Smith, Dennis	5
C Bryan, Billy	13 CB Smith, Perry	3
C Hyde, Glenn	3 CB Wright, Louis	8
T Clark, Kelvin	3 S Foley, Steve	12
T Lanier, Ken	1 S Harden, Mike	4
T Minor, Claudie	13 S Thompson, Billy	16
T Studdard, Dave	16	
G Glassic, Tom	16	
G Howard, Paul	15	

1981 COACHES

Dan Reeves (Head Coach), Joe Collier (Defensive Coordinator), Rod Dowhower (Wide Receivers), Jerry Frei (Offensive Line), Reed Johnson (Special Teams), Stan Jones (Defensive Line), Charlie Lee (Running Backs), Richie McCabe (Defensive Backs), Nick Nicolau (Special Assistant), Fran Poltfoot (Tight Ends), Bob Zeman (Linebackers).

1981 LEADERS / RANKINGS

INDIVIDUAL	PLAYER	NO.	AFC RANK	NFL RANK	NFL LEADER	NO.
Points	Steinfort	87	6	15t	Murray (DET/SFO/DAL)	121
Rushing Yards	Parros	749	12	24	Rogers (NO)	1,674
Passing Yards	Morton	3,195	6	11	Fouts (SD)	4,802
Passer Rating	Morton	90.6	2t	2t	Anderson (CIN)	98.4
Receiving Yards	Watson	1,244	1t	3t	Jenkins (ATL)	1,358
Receptions	Watson	60	13	24	Winslow (SD)	88
Interceptions	Foley	5	6t	21t	Walls (DAL)	11

OFFENSE	NO.	AFC RANK	NFL RANK	NFL LEADER	NO.
Points Per Game	20.1	9	17	San Diego	29.9
Total Yards Per Game	339.1	7	14	San Diego	421.5
Yards Per Play	5.1	7t	14t	New York Giants	6.0
Rushing Yards Per Game	118.4	11	21	Detroit	174.7
Net Passing Yards Per Game	220.7	5	8	San Diego	286.2

DEFENSE	NO.	AFC RANK	NFL RANK	NFL LEADER	NO.
Points Per Game	18.1	4	9	Philadelphia	13.8
Total Yards Per Game	304.9	2	6	Philadelphia	277.9
Yards Per Play	4.9	3t	9t	New York Giants	4.2
Rushing Yards Per Game	125.3	7	13	Detroit	101.4
Net Passing Yards Per Game	179.6	2	5	Philadelphia	168.5

1981 KEY AWARDS

Pro Bowl (4): LB Randy Gradishar, LB Bob Swenson, S Billy Thompson, WR Steve Watson. AP All-Pro (2): LB Randy Gradishar (second team), LB Bob Swenson (first team).

1981 NFL STANDINGS

AFC EAST	Team	W	L	T	Pct	PF	PA
y-Miami	11	4	1		.719	345	275
x-New York Jets	10	5	1		.656	355	287
x-Buffalo	10	6	0		.625	311	276
New England	2	14	0		.125	322	370
Baltimore	2	14	0		.125	259	533

AFC CENTRAL	Team	W	L	T	Pct	PF	PA
*y-Cincinnati	12	4	0		.750	421	304
Pittsburgh	8	8	0		.500	356	297
Houston	7	9	0		.438	281	355
Cleveland	5	11	0		.313	276	375

AFC WEST	Team	W	L	T	Pct	PF	PA
y-San Diego	10	6	0		.625	478	390
Denver	10	6	0				

1980 FINAL STATISTICS (8-8)

Head Coach: Red Miller AFC West: 4th Home Stadium: Mile High Stadium

Date	W-L	Score	Opponent	Attendance	RUSHING	No.	Yds.	Avg.	Long	TD
Sept 7	L	6-27	at Philadelphia	70,307	Jensen	101	476	4.7	32	2
Sept 14	W	41-20	Dallas	74,919	Armstrong	106	470	4.4	20	4
Sept 21	L	13-30	San Diego	74,970	Preston	111	385	3.5	19	4
Sept 29	L	14-23	at New England	59,602	Lytle	57	223	3.9	35	1
Oct 5	W	19-16	at Cleveland	81,065	Keyworth	38	127	3.3	14	0
Oct 13	W	20-17	Washington	74,657	McCutcheon	15	52	4.3	12	0
Oct 19	L	17-23	Kansas City	74,459	Upchurch	5	49	9.8	21	0
Oct 26	W	14-9	at New York Giants	67,598	Robinson	21	47	2.2	22	3
Nov 2	L	16-20	Houston	74,717	Morton	21	29	1.4	9	1
Nov 9	W	20-13	at San Diego	51,435	Moorehead	6	7	3.5	4	0
Nov 16	W	31-24	New York Jets	72,114	Knapple	6	0	0.0	9	0
Nov 23	W	36-20	Seattle	73,274	BRONCOS	480	1865	3.9	35	16
Dec 1	L	3-9	at Oakland	51,583	OPPONENTS	554	2117	3.8	55	10
Dec 7	L	14-31	at Kansas City	40,237	RECEIVING	No.	Yds.	Avg.	Long	TD
Dec 14	L	21-24	Oakland	73,974	Jensen	49	377	7.7	28	1
Dec 21	W	25-17	at Seattle	51,853	Upchurch	46	605	13.2	35	3
					Odoms	39	590	15.1	30	6
					Moses	38	674	17.7	33	4
					Preston	35	309	8.8	36	0
					Lytle	18	177	9.8	32	0
					Keyworth	15	87	5.8	22	0
					Armstrong	7	23	3.3	8	0
					Watson	6	146	24.3	52	0
					Egloff	6	85	14.2	24	0
					Brunson	1	15	15.0	15	0
					McCutcheon	1	12	12.0	12	0
					Larson	1	7	7.0	7	0
					BRONCOS	262	3107	11.9	52	14
					OPPONENTS	270	3449	12.8	56	20

TEAM STATISTICS	Den	Opp
TOTAL FIRST DOWNS	286	303
Rushing	107	125
Passing	158	158
Penalty	21	20
3RD DOWN: MADE/ATT	84/223	91/228
3rd Down Pct.	37.7	39.9
TOTAL NET YARDS	4642	5242
Avg. Per Game	290.1	327.6
Total Plays	992	1043
Avg. Per Play	4.7	5.0
NET YARDS RUSHING	1865	2117
Avg. Per Game	116.6	132.3
Total Rushes	480	554
NET YARDS PASSING	2777	3125
Avg. Per Game	173.6	195.3
Sacked/Yards Lost	44/330	39/324
Gross Yards	3107	3449
Att./Completions	467/262	449/270
Completion Pct.	56.1	60.1
Had Intercepted	25	16
Average per Pass Play	5.4	6.4
PUNTS/AVERAGE	70/43.9	70/41.6
NET PUNTING AVG	35.9	34.1
TOTAL RETURN YARDAGE	2041	2021
Punt Returns/Average	42/9.7	52/8.5
Kickoff Returns/Average	62/20.8	55/21.6
Intercept. Ret./Average	16/21.4	25/15.6
PENALTIES/YARDS	93/899	101/850
FUMBLES/BALL LOST	25/12	26/12
TOUCHDOWNS	33	34
Rushing	16	10
Passing	14	20
Returns	3	4
Extra Points Made/Attempts	32/33	32/34
Field Goals Made/Attempts	26/34	29/40
TOTAL POINTS	310	323

SCORE BY PERIODS	1	2	3	4	OT	Total
BRONCOS	63	90	86	71	0	310
OPPONENTS	39	158	38	88	0	323

SCORING	TD	Ru	Pa	Rt	PAT	FG	S	PTS
Steinfert	0	0	0	0	32/33	26/34	0	110
Odoms	6	0	6	0	0/0	0/0	0	36
Moses	4	0	4	0	0/0	0/0	0	24
Preston	4	4	0	0	0/0	0/0	0	24
Armstrong	4	4	0	0	0/0	0/0	0	24
Robinson	3	3	0	0	0/0	0/0	0	18
Upchurch	3	0	3	0	0/0	0/0	0	18
Jensen	3	2	1	0	0/0	0/0	0	18
Lytle	1	1	0	0	0/0	0/0	0	6
Morton	1	1	0	0	0/0	0/0	0	6
Gradishar	1	0	0	1	0/0	0/0	0	6
Latimer	1	0	0	1	0/0	0/0	0	6
Keyworth	1	1	0	0	0/0	0/0	0	6
Thompson	1	0	0	1	0/0	0/0	0	6
Jones	0	0	0	0	0/0	0/0	1	2
BRONCOS	33	16	14	3	32/33	26/34	1	310
OPPONENTS	34	10	20	4	32/34	29/40	0	323

PASSING	Att.	Comp.	Yds.	Comp.%	Yd./Att.	TD	TD%	Int	Int%	LG	Sack/Lost	Rtg.
Morton	301	183	2150	60.8	7.14	12	4.0	13	4.3	41	26/190	77.8
Robinson	162	78	942	48.1	5.81	2	1.2	12	7.4	52	17/136	39.5
Knapple	4	1	15	25.0	3.75	0	0.0	0	0.0	15	0/0	42.7
McCutcheon	0	0	0	0.0	0.00	0	0.0	0	0.0	0	1/4	39.5
BRONCOS	467	262	3107	56.1	6.65	14	3.0	25	5.4	52	44/330	64.0
OPPONENTS	449	270	3449	60.1	7.68	20	4.5	16	3.6	56	39/324	84.1

1980 DEFENSIVE STATS

	TT	UT	A	S-YDS	I-YDS	FR
1 Gradishar	250	150	100	1-6	2-96	0
2 Evans	170	112	58	1-9	1-13	0
3 T. Jackson	169	106	63	5.5-53	0-0	0
4 Nairne	150	109	41	0-0	1-2	2
5 Thompson	122	81	41	0-0	2-49	0
6 Carter	111	76	35	3.5-36	0-0	2
7 Foley	106	77	29	0-0	4-115	0
8 Chavous	101	55	46	4.5-40	0-0	1
9 Jones	82	47	35	11.5-98	0-0	1
10 Wright	76	59	17	0-0	0-0	2
11 Kyle	72	53	19	0-0	0-0	1
12 Latimer	71	50	21	1-8	1-15	0
13 Manor	64	40	24	2-18	0-0	1
14 Boyd	42	27	15	9-87	0-0	1
15 Rizzo	35	22	13	0-0	0-0	0
16 Ryan	29	18	11	0-0	1-21	0
17 Harvey	27	20	7	0-0	1-18	0
18 Short	24	15	9	0-0	0-0	0
19 B. Jackson	23	17	6	0-0	1-11	0
20 P. Smith	7	5	2	0-0	2-3	0
21 Harden	3	3	0	0-0	0-0	0
TOTALS	1,734	1,142	592	39-355	16-343	11

1980 GAMES STARTED

OFFENSE	DEFENSE	
QB Morton, Craig	9 DE Chavous, Barney	16
QB Robinson, Matt	7 DE Jones, Fulton	1
RB Armstrong, Otis	6 DE Manor, Brison	15
RB Jensen, Jim	13 NT Carter, Rubin	16
RB Keyworth, Jon	3 LB Evans, Larry	12
RB Preston, Dave	10 LB Gradishar, Randy	16
WR Moses, Haven	14 LB Jackson, Tom	16
WR Upchurch, Rick	14 LB Nairne, Rob	16
WR Watson, Steve	1 LB Rizzo, Joe	4
TE Egloff, Ron	4 CB Kyle, Aaron	9
TE Odoms, Riley	15 CB Smith, Perry	1
C Bryan, Billy	16 CB Wright, Louis	15
T Clark, Kelvin	5 S Foley, Steve	16
T Minor, Claudie	15 S Harvey, Maurice	3
T Studdard, Dave	12 S Jackson, Bernard	4
G Glassic, Tom	14 S Thompson, Billy	16
G Howard, Paul	13	
G Hyde, Glenn	5	

1980 COACHES

Red Miller (Head Coach), Marv Braden (Special Teams), Joe Collier (Defensive Coordinator), Whitey Dovel (Offensive Line), Rod Dowhower (Offensive Coordinator), Stan Jones (Defensive Line), Richie McCabe (Defensive Backs), Fran Polsto (Wide Receivers), Paul Roach (Offensive Backfield), Bob Zeman (Linebackers).

1980 LEADERS / RANKINGS

INDIVIDUAL	PLAYER	NO.	AFC RANK	NFL RANK	NFL LEADER	NO.
Points	Steinfert	110	3	4	Smith (NE)	129
Rushing Yards	Jensen	476	20	39	Campbell (HOU)	1,934
Passing Yards	Morton	2,150	12	24	Fouts (SD)	4,715
Passer Rating	Morton	77.8	3	10	Sipe (CLE)	91.4
Receiving Yards	Moses	674	21	37	Jefferson (SD)	1,340
Receptions	Jensen	49	14	23	Winslow (SD)	89
Interceptions	Foley	4	7	7	Hayes (OAK)	13

OFFENSE	NO.	AFC RANK	NFL RANK	NFL LEADER	NO.
Points Per Game	19.4	9	16	Dallas	28.4
Total Yards Per Game	290.1	12	25	San Diego	400.6
Yards Per Play	4.7	10	21	San Diego	5.6
Rushing Yards Per Game	116.6	12	20	Los Angeles	174.9
Net Passing Yards Per Game	173.6	10	18	San Diego	283.2

DEFENSE	NO.	AFC RANK	NFL RANK	NFL LEADER	NO.
Points Per Game	20.2	8	16	Philadelphia	13.9
Total Yards Per Game	327.6	10	15	Buffalo	256.3
Yards Per Play	5.0	9	15	Philadelphia	4.3
Rushing Yards Per Game	132.3	12	20	Philadelphia	101.1
Net Passing Yards Per Game	195.3	9	15	Washington	156.5

1980 KEY AWARDS

All-Pro (2): LB Randy Gradishar (*The Sporting News*), K Fred Steinfert (*Pro Football Weekly*, *The Sporting News*). *Pro Football Weekly* Golden Toe Award: K Fred Steinfert.

1980 NFL STANDINGS

AFC EAST	W	L	T	Pct	PF	PA
y-Buffalo	11	5	0	.688	320	260
New England	10	6	0	.625	441	325
Miami	8	8	0	.500	266	305
Baltimore	7	9	0	.438	355	387
New York Jets	4	12	0	.250	302	395

AFC CENTRAL	W	L	T	Pct	PF	PA
y-Cleveland	11	5	0	.688	357	310
x-Houston	11	5	0	.688	295	251
Pittsburgh	9	7	0	.563	352	313
Cincinnati	6	10	0	.375	244	312

AFC WEST	W	L	T	Pct	PF	PA
*y-San Diego	11	5	0	.688	418	327
x-Oakland	11	5	0	.688	364	306
Kansas City	8	8	0	.500	319	336
Denver	8	8	0	.500	310	323
Seattle	4	12	0	.250	291	408

NFC EAST	W	L	T	Pct	PF	PA
y-Philadelphia	12	4	0	.750	384	222
x-Dallas	12	4	0	.750	454	311
Washington	6	10	0	.375	261	293
St. Louis	5	11	0	.313	299	350
New York Giants	4	12	0	.250	249	425

NFC CENTRAL	W	L	T	Pct	PF	PA
y-Minnesota	9	7	0	.563	317	308
Detroit	9	7	0	.563	334	274
Chicago	7	9	0	.438	304	262
Tampa Bay	5	10	1	.344	271	341
Green Bay	5	10	1	.344	231	371

NFC WEST	W	L	T	Pct	PF	PA
*y-Atlanta	12	4	0	.750	405	272

1979 FINAL STATISTICS (10-6)

Head Coach: Red Miller AFC West: 2nd Home Stadium: Mile High Stadium

Date	W-L	Score	Opponent	Attendance	RUSHING	No.	Yds.	Avg.	Long	TD
Sept 2	W	10-0	Cincinnati	74,788	Armstrong	108	453	4.2	26	2
Sept 6	L	9-13	Los Angeles	74,884	Jensen	106	400	3.8	30	1
Sept 16	W	20-17	at Atlanta (OT)	57,677	Lytle	102	371	3.6	19	4
Sept 23	W	37-34	Seattle	74,879	Keyworth	81	323	4.0	17	1
Sept 30	L	3-27	at Oakland	52,632	Preston	43	169	3.9	18	1
Oct 7	W	7-0	San Diego	74,997	Canada	36	143	4.0	17	0
Oct 14	W	24-10	at Kansas City	74,292	Weese	18	116	6.4	20	3
Oct 22	L	7-42	at Pittsburgh	49,699	Prestridge	1	29	29.0	29	0
Oct 28	W	20-3	Kansas City	74,908	Morton	23	13	0.6	7	1
Nov 4	W	10-3	New Orleans	74,482	Upchurch	3	17	5.7	18	0
Nov 11	W	45-10	New England	74,379	Dixon	3	9	3.0	7	0
Nov 18	W	38-28	at San Francisco	42,910	Odoms	1	-7	-7.0	-7	0
Nov 25	L	10-14	Oakland	74,186	BRONCOS	525	2036	3.8	30	13
Dec 2	W	19-16	at Buffalo	37,886	OPPONENTS	502	1693	3.4	72	16
Dec 8	L	23-28	at Seattle	60,038	RECEIVING	No.	Yds.	Avg.	Long	TD
Dec 17	L	7-17	at San Diego	51,906	Upchurch	64	937	14.6	47	7

TEAM STATISTICS	Den	Opp
TOTAL FIRST DOWNS	306	273
Rushing	130	100
Passing	149	146
Penalty	27	27
3RD DOWN: MADE/ATT	77/222	95/248
3rd Down Pct.	34.7	38.3
TOTAL NET YARDS	5142	4852
Avg. Per Game	321.4	303.3
Total Plays	1044	1033
Avg. Per Play	4.9	4.7
NET YARDS RUSHING	2040	1693
Avg. Per Game	127.5	105.8
Total Rushes	524	502
NET YARDS PASSING	3102	3159
Avg. Per Game	193.9	197.4
Sacked/Yards Lost	44/331	19/162
Gross Yards	3433	3321
Att./Completions	476/296	512/296
Completion Pct.	54.6	57.8
Had Intercepted	19	19
PUNTS/AVERAGE	89/39.9	88/42.1
NET PUNTING AVG	33.0	34.1
PENALTIES/YARDS	116/1006	118/1033
FUMBLES/BALL LOST	35/18	30/19
TOUCHDOWNS	36	31
Rushing	13	16
Passing	18	11
Returns	5	4
TOTAL POINTS	289	262

SCORE BY PERIODS	1	2	3	4	OT	Total
BRONCOS	64	83	99	40	3	289
OPPONENTS	37	107	44	74	0	262

SCORING	TD	Ru	Pa	Rt	PAT	FG	S	PTS
Turner	0	0	0	0	32/34	13/21	0	71
Upchurch	7	0	7	0	0/0	0/0	0	42
Moses	6	0	6	0	0/0	0/0	0	36
Lytle	4	4	0	0	0/0	0/0	0	24
Weese	3	3	0	0	0/0	0/0	0	18
Armstrong	3	2	1	0	0/0	0/0	0	18
Preston	2	1	1	0	0/0	0/0	0	12
Jensen	2	1	1	0	0/0	0/0	0	12
Morton	1	1	0	0	0/0	0/0	0	6
Keyworth	1	1	0	0	0/0	0/0	0	6
Odoms	1	0	1	0	0/0	0/0	0	6
Studdard	1	0	1	0	0/0	0/0	0	6
Swenson	1	0	0	1	0/0	0/0	0	6
Nairne	1	0	0	1	0/0	0/0	0	6
Thompson	1	0	0	1	0/0	0/0	0	6
Wright	1	0	0	1	0/0	0/0	0	6
Carter	1	0	0	1	0/0	0/0	0	6
TEAM	0	0	0	0	0/0	0/0	1	2
BRONCOS	36	13	18	5	32/34	13/21	1	289
OPPONENTS	31	16	11	4	31/31	15/26	0	262

PASSING	Att.	Comp.	Yds.	Comp. %	Yd./Att.	TD	TD%	Int	Int%	LG	Sack/Lost	Rtg.
Morton	370	204	2626	55.1	7.10	16	4.3	19	5.1	64t	31/245	70.6
Weese	97	53	731	54.6	7.54	1	1.0	3	3.1	50	13/86	69.4
Penrose	5	2	44	40.0	8.80	0	0.0	1	20.0	29	0/0	70.3
Keyworth	1	0	32	100.0	32.00	1	100.0	0	0.0	32t	0/0	158.3
Preston	1	0	0	0.0	0.00	0	0.0	0	0.0	0	0/0	39.5
Upchurch	1	0	0	0.0	0.00	0	0.0	0	0.0	0	0/0	39.5
Prestridge	1	0	0	0.0	0.00	0	0.0	0	0.0	0	0/0	39.5
BRONCOS	476	260	3433	54.6	7.21	18	3.8	23	4.8	64t	44/331	70.3
OPPONENTS	512	296	3321	57.8	6.49	11	2.1	19	3.7	65	19/162	68.8

1979 DEFENSIVE STATS

(based on coaches' film review)

	TT	UT	A	S-YDS	I-YDS	FR
1 Gradishar	235	146	89	0-0	0-0	1
2 Swenson	163	110	53	0-0	3-0	4
3 Chavous	122	82	40	4-31	0-0	0
4 Rizzo	121	85	36	0-0	2-25	1
5 T. Jackson	107	71	36	3.5-25	1-34	2
6 Manor	102	72	30	6.5-59	0-0	1
7 Thompson	101	74	27	1-9	4-57	1
8 Carter	91	46	45	0-0	0-0	2
9 Wright	90	73	17	0-0	2-20	0
10 Foley	79	62	17	0-0	6-14	1
11 Grant	66	43	23	0.5-7	0-0	1
12 Latimer	64	44	20	1-9	0-0	1
13 Evans	59	46	13	1.5-15	0-0	0
West	59	37	22	0-0	1-26	1
15 B. Jackson	56	34	22	0-0	0-0	0
16 Nairne	46	32	14	0-0	0-0	0
17 Radford	17	9	8	1-6	0-0	1
18 Pane	6	4	2	0-0	0-0	0
19 Ryan	5	4	1	0-0	0-0	1
20 Lathrop	1	1	0	0-0	0-0	0
TOTALS	1,590	1,075	515	19-161	19-189	18

1979 GAMES STARTED

OFFENSE	DEFENSE
QB Morton, Craig	10 DE Chavous, Barney
QB Weese, Norris	6 DE Manor, Brison
RB Armstrong, Otis	1 NT Carter, Rubin
RB Jensen, Jim	7 NT Latimer, Don
RB Keyworth, Jon	9 LB Evans, Larry
RB Lytle, Rob	12 LB Gradishar, Randy
RB Preston, Dave	3 LB Jackson, Tom
WR Moses, Haven	16 LB Nairne, Rob
WR Upchurch, Rick	16 LB Rizzo, Joe
TE Egloff, Ron	4 LB Swenson, Steve
TE Odoms, Riley	12 CB Foley, Bob
C Bryan, Billy	16 CB Wright, Louis
T Minor, Claudie	16 S Jackson, Bernard
T Studdard, Dave	16 S Thompson, Billy
G Glassic, Tom	16 S West, Charlie
G Howard, Paul	16

1979 COACHES

Red Miller (Head Coach), Marv Braden (Special Teams), Joe Collier (Defensive Coordinator), Whitley Doyell (Offensive Line), Stan Jones (Defensive Line), Richie McCabe (Defensive Backs), Babe Parilli (Quarterbacks), Fran Poltfoot (Wide Receivers), Paul Roach (Offensive Backfield), Bob Zeman (Linebackers).

1979 LEADERS / RANKINGS

INDIVIDUAL	PLAYER	NO.	AFC RANK	NFL RANK	NFL LEADER	NO.
Points	Turner	71	11	18	Smith (NE)	115
Rushing Yards	Armstrong	453	22	44	Campbell (HOU)	1,697
Passing Yards	Morton	2,626	10	16	Fouts (SD)	4,082
Passer Rating	Morton	70.7	11	16	Staubach (DAL)	92.3
Receiving Yards	Moses	943	9	15	Largent (SEA)	1,237
Receptions	Upchurch	64	5	9	Washington (BAL)	82
Interceptions	Foley	6	4t	6t	Reinfield (HOU)	12

OFFENSE	NO.	AFC RANK	NFL RANK	NFL LEADER	NO.
Points Per Game	18.1	11	20	Pittsburgh	25.0
Total Yards Per Game	321.4	8	12	Pittsburgh	391.1
Yards Per Play	4.9	6	9	Pittsburgh	5.8
Rushing Yards Per Game	127.5	9	18	New York Jets	165.4
Net Passing Yards Per Game	193.9	9	13	San Diego	244.7

DEFENSE	NO.	AFC RANK	NFL RANK	NFL LEADER	NO.
Points Per Game	16.4	3t	5t	Tampa Bay	14.8
Total Yards Per Game	303.3	5	10	Tampa Bay	246.8
Yards Per Play	4.7	5	11	Tampa Bay	3.9
Rushing Yards Per Game	105.8	1	1	Denver	105.8
Net Passing Yards Per Game	197.4	11	23	Tampa Bay	129.8

1979 KEY AWARDS

Pro Bowl (4): LB Randy Gradishar, LB Tom Jackson, WR Rick Upchurch, CB Louis Wright. AP All-Pro (3): LB Randy Gradishar (second team), WR Rick Upchurch (second team), CB Louis Wright (first team).

1979 NFL STANDINGS

AFC EAST	W	L	T	Pct	PF	PA
y-Miami	10	6	0	.625	341	257
New England	9	7	0	.563	411	326
New York Jets	8	8	0	.500	337	383
Buffalo	7	9	0	.438	268	279
Baltimore	5	11	0	.313	271	351

AFC CENTRAL	W	L	T	Pct	PF	PA
y-Pittsburgh	12	4	0	.750	416	262
x-Houston	11	5	0	.688	362	331
Cleveland	9	7	0	.563	359	352
Cincinnati	4	12	0	.250	337	421

AFC WEST	W	L	T	Pct	PF	PA
*y-San Diego	12	4	0	.750	411	246
x-Denver	10	6	0	.625	289	262
Seattle	9	7	0	.563	378	372
Oakland	9	7	0	.563	365	337
Kansas City	7	9	0	.438	238	262

NFC EAST	W	L	T	Pct	PF	PA
*y-Dallas	11	5	0	.688	371	313
x-Philadelphia	11	5	0	.688	339	282
Washington	10	6	0	.625	348	295
New York Giants	6	10	0	.375	237	323
St. Louis	5	11	0	.313	307	358

NFC CENTRAL	W	L	T	Pct	PF	PA
y-Tampa Bay	10	6	0	.625	273	237

1978 FINAL STATISTICS (10-6)

Head Coach: Red Miller AFC West: 1st Home Stadium: Mile High Stadium

Date	W-L	Score	Opponent	Attendance	RUSHING	No.	Yds.	Avg.	Long	TD
Sept 3	W	14-6	Oakland	74,904	Perrin	108	455	4.2	28	4
Sept 11	L	9-12	at Minnesota (OT)	46,508	Keyworth	112	444	4.0	30	3
Sept 17	W	27-14	San Diego	74,983	Armstrong	112	381	3.4	20	1
Sept 24	W	23-17	at Kansas City (OT)	60,593	Canada	79	365	4.6	47	3
Oct 1	W	28-7	Seattle	74,989	Lytile	81	341	4.2	25	2
Oct 8	L	0-23	at San Diego	50,077	Preston	66	296	4.5	16	1
Oct 16	W	16-7	Chicago	75,008	Morton	17	71	4.2	12	0
Oct 22	L	6-7	at Baltimore	54,057	Weese	17	48	2.8	8	1
Oct 29	W	20-17	at Seattle (OT)	62,948	Upchurch	5	31	6.2	11	0
Nov 5	L	28-31	New York Jets	74,983	Foley	1	14	14.0	14	0
Nov 12	W	19-7	at Cleveland	80,856	Odoms	1	5	2.5	7	0
Nov 19	W	16-3	Green Bay	74,965	Penrose	1	0	0.0	0	0
Nov 23	L	14-17	at Detroit	71,785	BRONCOS	601	2451	4.0	47	15
Dec 3	W	21-6	at Oakland	53,932	OPPONENTS	549	1979	3.6	76	12
Dec 10	W	24-3	Kansas City	74,149	RECEIVING	No.	Yds.	Avg.	Long	TD
Dec 16	L	17-21	Pittsburgh	74,104	Odoms	54	829	15.4	42t	6

TEAM STATISTICS	Den	Opp
TOTAL FIRST DOWNS	294	251
Rushing	129	106
Passing	137	120
Penalty	28	25

3RD DOWN: MADE/ATT	81/226	88/249
3rd Down Pct.	35.8	35.3
TOTAL NET YARDS	4829	4448
Avg. Per Game	301.8	278.0
Total Plays	1039	1016
Avg. Per Play	4.6	4.4
NET YARDS RUSHING	2451	1979
Avg. Per Game	143.2	123.7
Total Rushes	601	549
NET YARDS PASSING	2378	2469
Avg. Per Game	148.6	154.3
Sacked/Yards Lost	48/332	30/243
Gross Yards	2710	2712
Att./Completions	391/217	438/246
Completion Pct.	55.5	56.2
Had Intercepted	17	31
PUNTS/AVERAGE	96/36.4	88/39.9
NET PUNTING AVG	32.8	29.9
PENALTIES/YARDS	132/1092	114/894
FUMBLES/BALL LOST	28/17	28/13
TOUCHDOWNS	36	21
Rushing	15	12
Passing	17	9
Returns	4	0
TOTAL POINTS	282	198

SCORE BY PERIODS	1	2	3	4	OT	Total
BRONCOS	58	55	71	89	9	282
OPPONENTS	44	75	50	26	3	198

SCORING	TD	Ru	Pa	Rt	PAT	FG	S	PTS
Turner	0	0	0	0	31/35	11/22	0	64
Odoms	6	0	6	0	0/0	0/0	0	36
Perrin	5	4	1	0	0/0	0/0	0	30
Moses	5	0	5	0	0/0	0/0	0	30
Keyworth	4	3	1	0	0/0	0/0	0	24
Canada	3	3	0	0	0/0	0/0	0	18
Armstrong	2	1	1	0	0/0	0/0	0	12
Upchurch	2	0	1	1	0/0	0/0	0	12
Lytile	2	2	0	0	0/0	0/0	0	12
Preston	2	1	1	0	0/0	0/0	0	12
Weese	1	1	0	0	0/0	0/0	0	6
Thompson	1	0	0	1	0/0	0/0	0	6
Gradishar	1	0	0	1	0/0	0/0	0	6
T. Jackson	1	0	0	1	0/0	0/0	0	6
Egloff	1	0	1	0	0/0	0/0	0	6
Alzado	0	0	0	0	0/0	0/0	1	2
BRONCOS	36	15	17	4	31/35	11/22	1	282
OPPONENTS	21	12	9	0	21/21	17/27	0	198

KICKOFF RETURNS	No.	Yds.	Avg.	Long	TD
Perrin	12	256	21.3	33	0
B. Jackson	9	209	23.2	40	0
Upchurch	8	222	27.8	41	0
Preston	7	154	22.0	32	0
Keyworth	2	24	12.0	13	0
Pane	1	29	29.0	29	0
West	1	24	24.0	24	0
Schultz	1	20	20.0	20	0
Turk	1	14	14.0	14	0
BRONCOS	42	952	22.6	41	0
OPPONENTS	52	1223	23.5	51	0

FIELD GOAL BREAKDOWN	1-19	20-29	30-39	40-49	50+	Total
Distance	1-19	20-29	30-39	40-49	50+	Total
Turner	1/1	3/4	3/7	4/8	0/2	11/22
OPPONENTS	2/3	8/9	4/7	3/8	0/2	17/27

SACKS: Alzado 9, Carter 6.5, Chavous 4, T. Jackson 3, Latimer 2, Rizzo 2, Swenson 1.5, Grant 1.5, Nairne 1, Manor 0.5, TOTAL 31.0

PASSING	Att.	Comp.	Yds.	Comp.%	Yd./Att.	TD	TD%	Int	Int%	LG	Sack/Lost	Rtg.
Morton	267	146	1802	54.7	6.75	11	4.1	8	3.0	42t	36/238	76.9
Weese	87	55	723	63.2	8.31	4	4.6	5	5.7	31	12/94	80.9
Penrose	37	16	185	43.2	5.00	2	5.4	4	10.8	29	0/0	37.3
BRONCOS	391	217	2710	55.5	6.93	17	4.3	17	4.3	42t	48/332	73.6
OPPONENTS	438	246	2712	56.2	6.19	9	2.1	31	7.1	75t	30/243	52.1

1978 DEFENSIVE STATS

(based on coaches' film review)

	TT	UT	A	S-YDS	I-YDS	FR
1 Gradishar	286	196	90	0-0	4-19	2
2 Swenson	174	104	70	1.5-8	1-0	1
3 Carter	142	83	59	6.5-43	0-0	1
Rizzo	142	78	64	2-0	3-10	1
5 T. Jackson	126	67	59	3-23	3-28	0
6 Chavous	121	66	55	4-35.5	0-0	0
7 Alzado	118	77	41	9-68.5	0-0	0
8 Thompson	107	75	32	0-0	4-0	2
9 B. Jackson	91	60	31	0-0	6-128	0
10 Wright	77	59	18	0-0	2-2	2
11 Foley	56	47	9	0-0	6-84	0
12 Manor	47	29	18	0.5-9	0-0	0
13 Latimer	42	32	10	2-21	0-0	0
14 Nairne	35	19	16	1-8	0-0	0
15 Turk	29	17	12	0-0	2-36	0
Grant	29	16	13	1.5-18	0-0	2
17 Smith	25	11	14	0-0	0-0	1
18 Evans	18	10	8	0-0	0-0	0
19 West	17	6	11	0-0	0-0	0
TOTALS	1,682	1,052	630	31-234	31-307	12

1978 GAMES STARTED

OFFENSE	DEFENSE
QB Morton, Craig	13 DE Alzado, Lyle
QB Penrose, Craig	2 DE Chavous, Barney
QB Weese, Norris	1 NT Carter, Rubin
RB Armstrong, Otis	9 LB Gradishar, Randy
RB Keyworth, Jon	16 LB Jackson, Tom
RB Lytle, Rob	7 LB Nairne, Bob
WR Dolbin, Jack	14 LB Rizzo, Joe
WR Moses, Haven	16 LB Swenson, Bob
TE Moore, Bob	2 LB Turk, Godwin
TE Odoms, Riley	16 CB Foley, Steve
C Bryan, Billy	12 CB Wright, Louis
C Maple, Bobby	5 S Jackson, Bernard
T Bain, Bill	1 S Thompson, Billy
T Minor, Claude	16
T Neville, Tom	15
G Glassic, Tom	10
G Howard, Paul	13
G Hyde, Glenn	5
G Schindler, Steve	3

1978 COACHES

Red Miller (Head Coach), Marv Braden (Special Teams), Joe Collier (Defensive Coordinator), Ken Gray (Offensive Line), Stan Jones (Defensive Line), Richie McCabe (Defensive Backs), Babe Parilli (Quarterbacks), Fran Poltfoot (Wide Receivers), Paul Roach (Offensive Backfield), Bob Zeman (Linebackers).

1978 LEADERS / RANKINGS

INDIVIDUAL	PLAYER	NO.	AFK RANK	NFL RANK	NFL LEADER	NO.
Points	Turner	64	14	24t	Corral (LA)	118
Rushing Yards	Perrin	455	28	55	Campbell (HOU)	1,450
Passing Yards	Morton	1,802	12	23	Tarkenton (MIN)	3,468
Passer Rating	Morton	76.9	5	7	Staubach (DAL)	84.9
Receiving Yards	Odoms	829	6	10	Largent (SEA)	1,168
Receptions	Odoms	54	6	12	Young (MIN)	88
Interceptions	Foley/B. Jackson	6	2t	5t	Darden (CLE)	10

OFFENSE	NO.	AFK RANK	NFL RANK	NFL LEADER	NO.
Points Per Game	17.6	11	15	Dallas	24.0
Total Yards Per Game	301.8	10	14	New England	372.8
Yards Per Play	4.6	12t	16t	New England	5.5
Rushing Yards Per Game	143.2	5	8	New England	197.8
Net Passing Yards Per Game	148.6	9	17	San Diego	222.9

DEFENSE	NO.	AFK RANK	NFL RANK	NFL LEADER	NO.
Points Per Game	12.4	2	2	Pittsburgh	12.2
Total Yards Per Game	278.0	2	6	Los Angeles	243.3
Yards Per Play	4.4	2	6t	Los Angeles	4.1
Rushing Yards Per Game	123.7	3	6	Dallas	107.6
Net Passing Yards Per Game	154.3	2	8	Buffalo	134.8

1978 KEY AWARDS

Pro Bowl (7): DE Lyle Alzado, LB Randy Gradishar, LB Tom Jackson, TE Riley Odoms, S Billy Thompson, WR Rick Upchurch, CB Louis Wright. AP All-Pro (5): DE Lyle Alzado (first team), LB Randy Gradishar (first team), LB Tom Jackson (first team), WR Rick Upchurch (first team), CB Louis Wright (first team). AP NFL Defensive Player of the Year: LB Randy Gradishar. UPI AFC Defensive Player of the Year: LB Randy Gradishar.

1978 NFL STANDINGS

AFC EAST	W	L	T	Pct	PF	PA
y-New England	11	5	0	.688	358	286
x-Miami	11	5	0	.688	372	254
New York Jets	8	8	0	.500	359	364
Buffalo	5	11	0	.313	302	354
Baltimore	5	11	0	.313	239	421

AFC CENTRAL	W	L	T	Pct	PF	PA
y-Pittsburgh	14	2	0	.875	356	195
x-Houston	10	6	0	.625	283	298
Cleveland	8	8	0	.500	334	356
Cincinnati	4	12	0	.250	252	284

AFC WEST	W	L	T	Pct	PF	PA
y-Denver	10	6	0	.625	282	198
Oakland	9	7	0	.563	311	283
Seattle	9	7	0	.563	345	358
San Diego	9	7	0	.563</		

1977 FINAL STATISTICS (12-2)

Head Coach: Red Miller AFC West: 1st Home Stadium: Mile High Stadium

Date	W-L	Score	Opponent	Attendance	RUSHING	No.	Yds.	Avg.	Long	TD
Sept 18	W	7-0	St. Louis	75,002	Armstrong	130	489	3.8	35	4
Sept 25	W	26-6	Buffalo	74,737	Perrin	110	456	4.1	62	3
Oct 2	W	24-13	at Seattle	53,108	Lytle	104	408	3.9	21	1
Oct 9	W	23-7	Kansas City	74,718	Keyworth	83	311	3.7	16	1
Oct 16	W	30-7	at Oakland	53,616	Jensen	40	143	3.6	12	1
Oct 23	W	24-13	at Cincinnati	54,395	Morton	31	125	4.0	15	4
Oct 30	L	14-24	Oakland	75,007	Weese	11	56	5.1	21	0
Nov 6	W	21-7	Pittsburgh	74,967	Penrose	4	24	6.0	17	0
Nov 13	W	17-14	at San Diego	45,211	Upchurch	1	19	19.0	19	1
Nov 20	W	14-7	at Kansas City	54,050	Dolbin	2	12	6.0	14	0
Nov 27	W	27-13	Baltimore	74,939	Kiick	1	1	1.0	1	0
Dec 4	W	24-14	at Houston	46,875	Dilts	1	0	0.0	0	0
Dec 11	W	17-9	San Diego	74,905	Moses	5	-1	-0.2	8	0
Dec 18	L	6-14	at Dallas	63,752	BRONCOS	523	2043	3.9	62	16
					OPPONENTS	470	1531	3.3	65	5

TEAM STATISTICS		Den	Opp	RECEIVING		No.	Yds.	Avg.	Long	TD	
TOTAL FIRST DOWNS		223	217	Odums		37	429	11.6	33	3	
Rushing		101	77	Moses		27	539	20.0	35	4	
Passing		107	123	Dolbin		26	443	17.0	81	3	
Penalty		15	17	Armstrong		18	128	7.1	20	0	
3RD DOWN: MADE/ATT		72/210	71/221	Lytle		17	198	11.6	47	1	
3rd Down Pct.		34.3	32.1	Upchurch		12	245	20.4	45	2	
TOTAL NET YARDS		3906	3775	Keyworth		11	48	4.4	14	0	
Avg. Per Game		279.0	269.6	Perrin		6	106	17.8	41	1	
Total Plays		886	931	Jensen		4	63	15.8	34	0	
Avg. Per Play		4.4	4.1	Egloff		2	27	13.5	20	0	
NET YARDS RUSHING		2043	1531	Kiick		2	14	7.0	11	0	
Avg. Per Game		145.9	109.4	Turner		1	25	25.0	25	1	
Total Rushes		523	470	BRONCOS		163	2265	13.9	81	15	
Avg. Per Rush		3.9	3.3	OPPONENTS		235	2556	10.0	51	9	
NET YARDS PASSING		1863	2244	INTERCEPTIONS		No.	Yds.	Avg.	Long	TD	
Avg. Per Game		133.1	160.3	Thompson		5	122	24.4	38	0	
Sacked/Yards Lost		50/402	35/312	T. Jackson		4	95	23.8	73	1	
Gross Yards		2265	2556	Wright		3	128	42.7	59	1	
Att./Completions		314/163	426/235	Gradishar		3	56	18.7	28	0	
Completion Pct.		51.9	55.2	Rizzo		3	49	16.3	38	0	
Had Intercepted		12	25	Foley		3	22	7.3	11	0	
PUNTS/AVERAGE		91/39.2	95/40.7	B. Jackson		1	13	13.0	13	0	
NET PUNTING AVG		33.7	31.3	Smith		1	6	6.0	6	0	
PUNT RETURNS/AVG		58/12.3	54/7.4	Evans		1	0	0.0	0	0	
KICKOFF RETURNS/AVG		34/21.5	50/21.7	Swenson		1	0	0.0	0	0	
INTERCEPTIONS/RET.		25/19.6	12/14.3	BRONCOS		25	491	19.6	73	2	
PENALTIES/YARDS		91/883	97/718	OPPONENTS		12	172	14.3	29	0	
FUMBLES/BALL LOST		28/15	27/14	PUNTING		No.	Yds.	Avg.	TB	In20	Long
TOUCHDOWNS		34	18	Dilts		90	3525	39.2	5	20	63
Rushing		16	5	Weese		1	38	38.0	0	0	38
Passing		15	11	BRONCOS		91	3563	39.2	5	20	63
Returns		3	2	OPPONENTS		95	3868	40.7	9	13	74
EXTRA POINTS/ATTEMPTS		31/34	16/18	PUNT RETURNS		No.	FC	Yds.	Avg.	Long	TD
FIELD GOALS/ATTEMPTS		13/19	8/22	Upchurch		51	6	653	12.8	87	1
TOTAL POINTS		274	148	Schultz		1	0	11	11.0	11	0
SCORE BY PERIODS		1	2	3	4	OT	Total				
BRONCOS		68	72	60	74	0	274				
OPPONENTS		45	46	40	17	0	148				

SCORING	TD	Ru	Pa	Rt	PAT	FG	S	PTS
Turner	1	0	1	0	31/34	13/19	0	76
Armstrong	4	4	0	0	0/0	0/0	0	24
Moses	4	0	4	0	0/0	0/0	0	24
Morton	4	4	0	0	0/0	0/0	0	24
Perrin	4	3	1	0	0/0	0/0	0	24
Upchurch	4	1	2	1	0/0	0/0	0	24
Dolbin	3	0	3	0	0/0	0/0	0	18
Odums	3	0	3	0	0/0	0/0	0	18
Lytle	2	1	1	0	0/0	0/0	0	12
Wright	1	0	0	1	0/0	0/0	0	6
Keyworth	1	1	0	0	0/0	0/0	0	6
Jensen	1	1	0	0	0/0	0/0	0	6
Weese	1	1	0	0	0/0	0/0	0	6
Jackson	1	0	0	1	0/0	0/0	0	6
BRONCOS	34	16	15	3	31/34	13/19	0	274
OPPONENTS	18	5	11	2	16/18	8/22	0	148

KICKOFF RETURNS	No.	Yds.	Avg.	Long	TD
Perrin	3	72	24.0	32	0
Upchurch	20	456	22.8	32	0
Schultz	6	135	22.5	33	0
Pane	1	16	16.0	16	0
Keyworth	1	15	15.0	15	0
Hyde	1	15	15.0	15	0
Grant	1	8	8.0	8	0
Nairne	1	1	1.0	1	0
Dolbin	0	*14	—	14	0
BRONCOS	34	732	21.5	33	0
OPPONENTS	50	1084	21.7	41	0

FIELD GOAL BREAKDOWN	Distance	1-19	20-29	30-39	40-49	50+	Total
Turner	0/0	3/4	7/10	3/5	0/0	0/0	13/19
OPPONENTS	1/1	2/3	1/5	4/9	0/4	0/22	

PASSING	Att.	Comp.	Yds.	Comp.%	Yd./Att.	TD	TD%	Int	Int%	LG	Sack/Lost	Rtg.
Morton	254	131	1929	51.6	7.59	14	5.5	8	3.1	81	43/338	82.9
Penrose	40	21	217	52.5	5.43	0	0.0	4	10.0	35	5/49	28.1
Weese	20	11	119	55.0	5.95	1	5.0	0	0.0	31	2/15	89.4
BRONCOS	314	163	2265	51.9	7.21	15	4.8	12	3.8	81	50/402	75.6
OPPONENTS	426	235	2556	55.2	6.00	11	2.6	25	5.9	51	35/312	57.2

SACKS: Alzado 8, Chavous 8, Carter 6, T. Jackson 4, Manor 4, Gradishar 3, Swenson 2, Rizzo 1, Thompson 1, **TOTAL 37.0**

1977 DEFENSIVE STATS

		(based on coaches' film review)						
	TT	UT	A	SACKS	I-YDS	FR		
1 Gradishar	219	145	74	3	3-56	4		
2 Swenson	135	89	46	2	1-0	0		
3 Rizzo	123	72	51	1	3-49	1		
4 Alzado	119	80	39	8	0-0	2		
5 T. Jackson	116	77	39	4	4-95	0		
6 Carter	113	71	42	6	0-0	0		
7 Thompson	95	69	26	1	5-122	2		
8 Chavous	82	51	31	8	0-0	0		
9 Wright	77	57	20	0	3-128	0		
10 B. Jackson	72	42	30	0	1-13	0		
11 Foley	71	58	13	0	3-22	0		
12 Grant	51	39	12	0	0-0	1		
13 Manor	38	25	13	4	0-0	0		
14 Smith	26	19	7	0	1-6	1		
15 Turk	22	16	6	0	0-0	0		
16 Potti	16	12	4	0	0-0	0		
17 Evans	6	4	2	0	1-0	1		
18 Pane	5	1	4	0	0-0	0		
19 Nairne	2	1	1	0	0-0	0		
20 Baska	1	1	0	0	0-0	0		
21 Howard	0	0	0	0	0-0	1		
TOTALS	1,389	929	460	37	25-491	13		

1977 GAMES STARTED			
OFFENSE	DEFENSE		
QB Morton, Craig	14	DE Alzado, Lyle	14
RB Armstrong, Otis	10	DE Chavous, Barney	11
RB Keyworth, Jon	9	DE Manor, Brison	1
RB Lytle, Rob	4	DE Smith, Paul	2
RB Perrin, Lonnie	5	NT Carter, Rubin	14
WR Dolbin, Jack	13	LB Gradishar, Randy	14
WR Moses, Haven	14	LB Jackson, Tom	13
WR Upchurch, Rick	1	LB Rizzo, Joe	12
TE Odums, Riley	14	LB Swenson, Bob	14
C Montler, Mike	14	LB Turk, Godwin	3
T Maurer, Andy	13	CB Foley, Steve	13
T Minor, Claude	14	CB Pane, Chris	1
T Schindler, Steve	1	CB Wright, Louis	14
G Glassic, Tom	14	S Jackson, Bernard	13
G Howard, Paul	14	S Potti, Randy	1
		S Thompson, Billy	14

1977 COACHES
 Red Miller (Head Coach), Marv Braden (Special Teams), Joe Collier (Defensive Coordinator), Bob Gambold (Defensive Backs), Ken Gray (Offensive Line), Stan Jones (Defensive Line), Myrel Moore (Linebackers), Babe Parilli (Quarterbacks), Fran Poltfoot (Wide Receivers), Paul Roach (Offensive Backfield).

1977 LEADERS / RANKINGS						
INDIVIDUAL	PLAYER	NO.	AFC RANK	NFL RANK	NFL LEADER	NO.
Points	Turner	76	7	12	Mann (OAK)	99
Rushing Yards	Armstrong	489	22	40	Payton (CHI)	1,852
Passing Yards	Morton	1,929	9	13	Ferguson (BUF)	2,803
Passer Rating	Morton	82.1	2	4	Griese (MIA)	87.8
Receiving Yards	Moses	539	19	32	Burrough (HOU)	816
Receptions	Odums	37	18	31	Mitchell (BAL)	71
Interceptions	Thompson	5	10	16	Blackwood (BAL)	10
OFFENSE	NO.	AFC RANK	NFL RANK	NFL LEADER	NO.	
Points Per Game	19.6	6	10	Oakland	25.1	
Total Yards Per Game	279.0	12	17	Dallas	343.7	
Yards Per Play	4.4	12	17	St. Louis	5.1	
Rushing Yards Per Game	145.9	7	11	Chicago	200.8	
Net Passing Yards Per Game	133.1	11	15	Buffalo	200.2	
DEFENSE	NO.	AFC RANK	NFL RANK	NFL LEADER	NO.	
Points Per Game	10.6	1	3	Atlanta	9.2	
Total Yards Per Game	269.6	4	9	Dallas	229.5	
Yards Per Play	4.1	1	3	Dallas	3.7	
Rushing Yards Per Game	109.4	1	1	Denver	109.4	
Net Passing Yards Per Game	160.3	12	25	Atlanta	98.9	

1977 KEY AWARDS
Pro Bowl (5): DE Lyle Alzado, LB Randy Gradishar, LB Tom Jackson, S Billy Thompson, CB Louis Wright. **AP All-Pro (4):** DE Lyle Alzado (first team), LB Randy Gradishar (first team), LB Tom Jackson (first team), S Billy Thompson (first team). **AP NFL Coach of the Year:** Red Miller. **K.C. 101 Club NFL Coach of the Year:** Red Miller.

1977 NFL STANDINGS						
AFC EAST						
Team	W	L	T	Pct	PF	PA
y-Baltimore	10	4	0	.714	295	221
Miami	10	4	0	.714	313	197
New England	9	5	0	.643	278	217
Buffalo	3					

1976 FINAL STATISTICS (9-5)

Head Coach: John Ralston AFC West: 2nd Home Stadium: Mile High Stadium

Date	W-L	Score	Opponent	Attendance	RUSHING	No.	Yds.	Avg.	Long	TD
Sept 12	L	7-17	at Cincinnati	53,464	Armstrong	247	1008	4.1	31	5
Sept 19	L	46-3	New York Jets	62,519	Keyworth	122	349	2.9	13	3
Sept 26	W	44-13	Cleveland	62,758	Weese	23	142	6.2	20	0
Oct 3	W	26-0	San Diego	62,486	Perrin	37	118	3.2	14	2
Oct 10	L	3-17	at Houston	47,928	Kiick	31	114	3.7	19	1
Oct 17	L	10-17	Oakland	63,241	Upchurch	6	71	11.8	25	1
Oct 24	W	35-26	at Kansas City	57,961	Ramsay	13	51	3.9	15	0
Oct 31	L	6-19	at Oakland	52,169	Odoms	3	36	12.0	15t	2
Nov 7	W	48-13	Tampa Bay	62,503	Franckowiak	12	25	2.1	7	0
Nov 14	W	17-0	at San Diego	32,017	Van Heusen	1	20	20.0	20	0
Nov 21	W	14-13	New York Giants	62,961	Dolbin	2	5	2.5	8	0
Nov 28	L	14-38	at New England	61,128	Penrose	2	-3	-1.5	-1	0
Dec 5	W	17-16	Kansas City	57,995	Moses	1	-4	-4.0	-4	0
Dec 12	W	28-14	at Chicago	44,459	BRONCOS	500	1932	3.9	31	14
					OPPONENTS	496	1709	3.4	26	14

TEAM STATISTICS	Den	Opp
TOTAL FIRST DOWNS	239	222
Rushing	106	90
Passing	114	104
Penalty	19	28
3RD DOWN: MADE/ATT	69/193	73/222
3rd Down Pct.	35.8	32.9
TOTAL NET YARDS	4136	3734
Avg. Per Game	295.4	266.7
Total Plays	901	919
Avg. Per Play	4.6	4.1
NET YARDS RUSHING	1932	1709
Avg. Per Game	138.0	122.1
Total Rushes	500	496
Avg. Per Rush	3.9	3.4
NET YARDS PASSING	2204	2025
Avg. Per Game	157.4	144.6
Sacked/Yards Lost	48/306	32/240
Gross Yards	2510	2265
Att./Completions	353/168	391/214
Completion Pct.	47.6	54.7
Had Intercepted	22	24
PUNTS/AVERAGE	84/35.1	91/37.3
NET PUNTING AVG	29.9	28.5
PUNT RETURNS/AVG	51/12.5	43/8.7
KICKOFF RETURNS/AVG	46/23.4	50/24.1
MISC. RETURNS/AVG	12/5.7	8/0.9
INTERCEPTIONS/RET.	24/19.0	22/11.8
PENALTIES/YARDS	105/986	88/715
FUMBLES/BALL LOST	23/12	23/13
TOUCHDOWNS	39	25
Rushing	14	14
Passing	15	8
Returns	10	3
EXTRA POINTS/ATT	36/39	20/25
FIELD GOALS/ATT	15/21	12/27
TOTAL POINTS	315	206

SCORE BY PERIODS	1	2	3	4	OT	Total
BRONCOS	70	71	88	86	0	315
OPPONENTS	30	87	36	83	0	206

SCORING	TD	Ru	Pa	Rt	PAT	FG	S	PTS
Turner	0	0	0	0	36/39	15/21	0	81
Moses	7	0	7	0	0/0	0/0	0	42
Armstrong	6	5	1	0	0/0	0/0	0	36
Upchurch	6	1	1	4	0/0	0/0	0	36
Odoms	5	2	3	0	0/0	0/0	0	30
Keyworth	4	3	1	0	0/0	0/0	0	24
Kiick	2	1	1	0	0/0	0/0	0	12
Perrin	2	2	0	0	0/0	0/0	0	12
Rowser	2	0	0	2	0/0	0/0	0	12
Dolbin	1	0	1	0	0/0	0/0	0	6
Jackson	1	0	0	1	0/0	0/0	0	6
Poitl	1	0	0	1	0/0	0/0	0	6
Gradishar	1	0	0	1	0/0	0/0	0	6
Jones	1	0	0	1	0/0	0/0	0	6
BRONCOS	39	14	15	3	36/39	15/21	0	315
OPPONENTS	25	14	8	3	20/25	12/28	0	206

PASSING	Att.	Comp.	Yds.	Comp.%	Yd./Att.	TD	TD%	Int	Int%	LG	Sack/Lost	Rtg.
Ramsay	270	128	1931	47.4	7.15	11	4.1	13	4.8	71t	39/261	65.1
Weese	47	24	314	51.1	6.68	1	2.1	6	12.8	43	9/45	39.9
Penrose	36	16	265	44.4	7.36	3	8.3	3	8.3	41	0/0	62.8
BRONCOS	353	168	2510	47.6	7.11	15	4.2	22	6.2	71t	48/306	59.6
OPPONENTS	391	214	2265	54.7	5.79	8	2.0	24	6.1	58	32/240	53.1

RECEIVING	No.	Yds.	Avg.	Long	TD
Armstrong	39	457	11.7	36t	1
Odoms	30	477	15.9	47	3
Moses	25	498	19.9	71t	7
Keyworth	22	201	9.1	31	1
Dolbin	19	354	18.6	40	1
Upchurch	12	340	28.3	59t	1
Kiick	10	78	7.8	19	1
Franckowiak	4	42	10.5	11	0
Perrin	4	35	8.8	15	0
Schultz	2	29	14.5	16	0
Lyons	1	-1	-1.0	-1	0
BRONCOS	168	2510	14.9	71t	15
OPPONENTS	214	2265	10.6	58	8

INTERCEPTIONS	No.	Yds.	Avg.	Long	TD
Jackson	7	136	19.4	46t	1
Rowser	4	104	26.0	41t	2
Foley	4	95	23.8	34	0
Gradishar	3	44	14.7	31t	1
Swenson	2	26	13.0	26	0
Jones	2	7	3.5	7	0
Rizzo	1	8	8.0	8	0
Poitl	1	0	0.0	0	0
Wright	0	*32		32	0
BRONCOS	24	452	18.8	65	4
OPPONENTS	22	260	11.8	38	0

PUNTING	No.	Yds.	Avg.	TB	In20	Long
Weese	52	1852	35.6	1	5	55
Van Heusen	31	1093	35.3	2	4	52
BRONCOS	*84	2945	35.1	3	9	55
OPPONENTS	91	3391	37.3	8	23	64

*Includes one team punt for 0 yards

PUNT RETURNS	No.	FC	Yds.	Avg.	Long	TD
Upchurch	39	3	536	13.7	92t	4
Thompson	6	0	60	10.0	20	0
Foley	5	0	42	8.4	16	0
Schultz	1	2	2	2.0	2	0
BRONCOS	51	5	640	12.5	92t	4
OPPONENTS	43	1	372	8.7	64t	1

KICKOFF RETURNS	No.	Yds.	Avg.	Long	TD
Perrin	14	391	27.9	43	0
Schultz	3	82	27.3	38	0
Upchurch	22	514	23.4	64	0
Hyde	1	17	17.0	17	0
Brown	3	41	13.7	14	0
Franckowiak	2	22	11.0	14	0
Goodman	1	8	8.0	8	0
BRONCOS	46	1075	23.4	64	0
OPPONENTS	50	1206	24.1	43	0

FIELD GOAL BREAKDOWN	1-19	20-29	30-39	40-49	50+
Distance	1-19	20-29	30-39	40-49	50+
Turner	1/1	7/8	4/5	3/7	—
OPPONENTS	1/2	4/6	3/7	4/11	0/2

TURNER: (20G,30G) (47G) (40W,47G,25G,36G,27G) (31G,49S) (1) (21G,28G) (19G,33G) (44B,42G) (44S) (1) (38B,20G) (27HU)
SACKS: Chavous 8, Gradishar 7, Carter 4, T. Jackson 4, P. Smith 3, Hammond 1, Jones 1, Swenson 1, Rizzo 1, Moore 1, Dolbin 1, **TOTAL 32.0**

1976 DEFENSIVE STATS

(based on unofficial press box statistics)

	TT	UT	A	SACKS	I-YDS	FR
1 Gradishar	137	101	36	7	3-44	1
2 Thompson	83	60	23	0	0-0	0
3 Jackson	77	58	19	4	7-136	2
4 Rizzo	76	59	17	1	1-8	0
5 Swenson	75	55	20	1	2-31	1
6 Carter	70	51	19	4	0-0	1
7 Chavous	60	44	16	8	0-0	0
8 Wright	50	39	11	0	0-0	0
9 Rowser	43	34	9	0	4-104	1
10 Foley	42	33	9	0	4-95	0
11 Turk	37	26	11	0	0-0	1
12 Smith	31	21	10	3	0-0	0
13 Jones	29	27	2	1	2-7	1
Grant	29	22	7	0	0-0	0
15 Baska	18	12	6	0	0-0	1
16 Evans	16	13	3	0	0-0	1
17 White	10	9	1	0	0-0	1
18 Moore	6	6	0	1	0-0	0
Poitl	6	4	2	0	1-0	0
Pane	6	3	3	0	0-0	0
21 Hammond	5	4	1	1	0-0	0
22 Hardee	1	1	0	0	0-0	0
Dolbin	1	1	0	1	0-0	0
TOTALS	908	683	225	32	24-425	11

1976 GAMES STARTED

OFFENSE	DEFENSE	
QB Penrose, Craig	2 DE Chavous, Barney	14
QB Ramsey, Steve	DE Smith, Paul	10
RB Armstrong, Otis	14 DE Turk, Godwin	2
RB Franckowiak, Mike	1 DE White, Jim	1
RB Keyworth, Jon	13 DT Alzado, Lyle	1
WR Dolbin, Jack	5 DT Carter, Rubin	14
WR Moses, Haven	14 DT Grant, John	10
WR Upchurch, Rick	9 LB Gradishar, Randy	14
TE Odoms, Riley	14 LB Jackson, Tom	14
C Maples, Bobby	10 LB Rizzo, Joe	12
C Olson, Phil	4 LB Swenson, Bob	6
T Bain, Bill	13 CB Foley, Steve	6
T Minor, Claude	14 CB Jones, Calvin	8
T Montgomery, Marv	1 CB Wright, Louis	14
G Glassic, Tom	14 S Rowser, John	14
G Lyons, Tommy	14 S Thompson, Billy	14

1976 COACHES

John Ralston (Head Coach), Max Coley (Offensive Coordinator/Backfield), Joe Collier (Defensive Coordinator), Kay Dalton (Wide Receivers), Bob Gambold (Defensive Backs), Mike Giddings (Asst. Offensive Line), Charley Johnson (Quarterbacks), Stan Jones (Defensive Line), Myrel Moore (Linebackers), Doc Ulrich (Offensive Line)

1976 LEADERS / RANKINGS

INDIVIDUAL	PLAYER	NO.	AFC RANK	NFL RANK	NFL LEADER	NO.
Points	Turner	81	6t	13	Linhart (BAL)	109
Rushing Yards	Armstrong	1,008	6	11	Simpson (BUF)	1,503
Passing Yards	Ramsay	1,931	8	13	Jones (BAL)	3,104
Passer Rating	Ramsay	65.1	9	14	Stabler (OAK)	103.4
Receiving Yards	Moses	498	18	36	Carr (BAL)	1,112
Receptions	Armstrong	39	19	33	Lane (KC)	66
Interceptions	Jackson	7	3t	6t	Jackson, M. (LA)	10

DEFENSE	NO.	AFC RANK	NFL RANK	NFL LEADER	NO.
Points Per Game	22.5	6	7	Pittsburgh	9.9
Total Yards Per Game	266.7	3	8	Pittsburgh	237.4
Yards Per Play	4.1	2	5t	Pittsburgh	3.8
Rushing Yards Per Game	138.0	10	19	Pittsburgh	212.2
Net Passing Yards Per Game	157.4	7	12	Baltimore	209.5

1976 KEY AWARDS

Pro Bowl (2): RB Otis Armstrong, WR Rick Upchurch. AP All-Pro (1): KR Rick Upchurch (first team).

1976 NFL STANDINGS

AFC EAST	Team	W	L	T	Pct	PF	PA
y-Baltimore	11	3	0		.786	417	246
x-New England	11	3	0		.786		

1975 FINAL STATISTICS (6-8)

Head Coach: John Ralston AFC West: 2nd Home Stadium: Mile High Stadium

Date	W-L	Score	Opponent	Attendance	RUSHING	No.	Yds.	Avg.	Long	TD
Sept 21	W	37-33	Kansas City	51,858	Keyworth	182	725	4.0	34	3
Sept 29	W	23-13	Green Bay	52,491	Little	125	445	3.6	19	2
Oct 5	L	14-38	at Buffalo	79,798	Lynch	57	218	3.8	20	3
Oct 12	L	9-20	at Pittsburgh	49,164	Armstrong	31	155	5.0	33	0
Oct 19	W	16-15	Cleveland	52,540	Ross	42	121	2.9	21	0
Oct 26	L	13-26	at Kansas City	70,043	Upchurch	16	97	6.1	15	1
Nov 2	L	17-42	Oakland	52,330	Dolbin	5	72	14.4	25	0
Nov 9	L	16-17	Cincinnati	49,702	Hufnagel	8	47	5.9	13	0
Nov 16	W	27-17	at San Diego	26,048	Ramsey	6	38	6.3	17	0
Nov 23	L	21-35	at Atlanta	28,686	Odoms	5	27	5.4	12	0
Nov 30	W	13-10	San Diego (OT)	44,982	Van Heusen	2	26	13.0	24	0
Dec 8	L	10-17	at Oakland	51,075	Johnson	10	21	2.1	13	0
Dec 14	W	25-10	Philadelphia	36,860	Franckowiak	1	1	1.0	1	0
Dec 20	L	13-14	at Miami	43,064	BRONCOS	490	1993	4.1	34	9
					OPPONENTS	526	1974	3.8	6.5	19

TEAM STATISTICS	Den	Opp
TOTAL FIRST DOWNS	268	247
Rushing	109	121
Passing	137	104
Penalty	22	22
3RD DOWN: MADE/ATT	84/212	76/209
3rd Down Pct.	39.6	36.4
TOTAL NET YARDS	4534	4006
Avg. Per Game	323.9	286.1
Total Plays	964	901
Avg. Per Play	4.7	4.4
NET YARDS RUSHING	1993	1974
Avg. Per Game	142.4	141.0
Total Rushes	490	526
Avg. Per Rush	4.1	3.8
NET YARDS PASSING	2541	2032
Avg. Per Game	181.5	145.1
Sacked/Yards Lost	47/359	27/213
Gross Yards	2900	2245
Att./Completions	427/101	348/181
Completion Pct.	49.2	52.5
Had Intercepted	34	16
PUNTS/AVERAGE	63/39.9	76/42.1
PUNT RETURNS/AVG	41/11.5	39/13.7
KICKOFF RETURNS/AVG	59/24.5	57/22.3
MISC. RETURNS/AVG	4/68	1/6
INTERCEPTIONS/RET.	16/18.3	34/13.1
PENALTIES/YARDS	92/785	88/779
FUMBLES/BALL LOST	28/14	37/16
TOTAL POINTS	254	307
Avg. Points per Game	18.1	21.9
Touchdowns	28	35
By Rushing	9	19
By Passing	15	14
By Returns	4	2
Field Goals	21/28	21/28
Conversions	23/28	34/35

SCORE BY PERIODS	1	2	3	4	OT	Total
BRONCOS	36	86	41	88	3	254
OPPONENTS	54	81	88	84	0	307

SCORING	TD	Ru	Pa	Rt	PAT	FG	S	PTS
Turner	0	0	0	0	23/26	21/28	0	86
Keyworth	4	3	1	0	0/0	0/0	0	24
Dolbin	4	0	3	1	0/0	0/0	0	24
Little	4	2	2	0	0/0	0/0	0	24
Lynch	4	3	1	0	0/0	0/0	0	24
Odoms	4	0	3	1	0/0	0/0	0	24
Upchurch	3	1	2	0	0/0	0/0	0	18
Moses	2	0	2	0	0/0	0/0	0	12
Van Heusen	1	0	1	0	0/0	0/0	0	6
Gradishar	1	0	0	1	0/0	0/0	0	6
Smith	1	0	0	1	0/0	0/0	0	6
BRONCOS	28	9	15	4	23/28	21/28	0	254
OPPONENTS	35	19	14	2	34/35	21/28	0	307

PASSING	Att.	Comp.	Yds.	Comp.%	Yd./Att.	Sack/Lost	TD	TD%	Int	Int%	LG	Rtg.
Ramsey	233	128	1562	54.9	6.70	23/187	9	3.8	14	6.0	66t	63.4
Johnson	142	65	1021	45.8	7.19	10/79	5	3.5	12	8.5	90t	45.4
Hufnagel	51	16	287	31.4	5.62	13/84	1	2.0	8	15.7	80t	18.8
Van Heusen	1	1	30	100.0	30.00	0/0	0	0.0	0	0.0	30	119.0
BRONCOS	427	210	2900	49.2	6.79	47/359	15	3.5	34	8.0	90t	49.9
OPPONENTS	348	181	2245	52.5	6.45	27/213	14	4.0	16	4.6	69	66.6

SACKS: Alzado 7, P. Smith 4.5, Chavous 4.5, Gradishar 3, T. Jackson 3, Carter 2, Grant 2, Olsen 1, TOTAL 27.0

FIELD GOAL BREAKDOWN	Distance	1-19	20-29	30-39	40-49	50+
Turner	1/1	7/9	8/10	3/6	2/3	
OPPONENTS	2/2	8/9	4/6	1/3	1/4	

TURNER: (23G) (35G,39G,32G) (22G,39G,36G) (25G,48G,53G) (41N) (22N,53G) (38G) (22G, 46G) (52N,32N) (22G,23N,25G) (40N,18G) (47G,29G) (39G,39G,41N,35N)

1975 DEFENSIVE STATS

(based on unofficial press box statistics)

	TT	UT	A	SACKS	I-YDS	FR
1 Gradishar	132	106	26	3	3-77	0
2 T. Jackson	92	67	25	3	2-0	0
3 Alzado	79	55	24	7	0-0	2
4 Thompson	59	51	8	0	2-97	0
5 Grant	57	44	13	2	0-0	3
6 Rizzo	54	38	16	0	0-0	0
7 Carter	52	28	24	2	0-0	0
8 P. Smith	47	34	13	4.5	0-0	1
9 Wright	43	36	7	0	2-9	0
10 Chavous	42	28	14	4.5	0-0	0
11 Rowser	37	32	5	0	1-2	1
12 Swenson	31	26	5	0	1-4	0
13 O'Malley	29	25	4	0	1-38	0
May	29	20	9	0	1-0	0
15 Jones	26	24	2	0	1-0	0
16 E. Thomas	19	14	5	0	2-66	1
17 Severson	18	11	7	0	0-0	2
18 Polt	15	7	8	0	0-0	0
19 Olsen	14	12	2	1	0-0	0
20 Maples	6	6	0	0	0-0	0
TOTALS	881	664	217	27	16-293	10

1975 GAMES STARTED

OFFENSE	DEFENSE
QB Hufnagel, John	1 DE Carter, Ruben
QB Johnson, Charley	6 DE Chavous, Barney
QB Ramsey, Steve	7 DE Grant, John
RB Armstrong, Otis	3 DE Olsen, Phil
RB Keyworth, Jon	14 DT Alzado, Lyle
RB Little, Floyd	10 DT Smith, Floyd
RB Lynch, Fran	1 LB Gradishar, Randy
WR Dolbin, Jack	1 LB Jackson, Tom
WR Moses, Haven	14 LB May, Ray
WR Van Heusen, Bill	13 LB Rizzo, Joe
TE Odoms, Riley	14 CB Jones, Calvin
C Maples, Bobby	14 CB/S Rowser, John
T Current, Mike	7 CB Thomas, Earlie
T Minor, Claudie	14 CB Wright, Louis
T Montgomery, Marv	7 S Polt, Randy
T Rogers, Stan	2 S Severson, Jeff
G Howard, Paul	14 S Thompson, Billy
G Lyons, Tom	10
G Schaukowitz, Carl	2

1975 COACHES

John Ralston (Head Coach), Max Coley (Offensive Coordinator/Backfield), Joe Collier (Defensive Coordinator), Kay Dalton (Wide Receivers), Jerry Frei (Offensive Line), Bob Gambold (Defensive Backs), Myrel Moore (Linebackers/Special Teams), Doc Ulrich (Defensive Line).

1975 LEADERS / RANKINGS

INDIVIDUAL	PLAYER	NO.	AFC RANK	NFL RANK	NFL LEADER	NO.
Points	Turner	86	6	10	Simpson (BUF)	138
Rushing Yards	Keyworth	725	9	16	Simpson (BUF)	1,817
Passing Yards	Ramsey	1,562	11	21	Anderson (CIN)	3,169
Passer Rating	Ramsey	63.4	6	12	Anderson (CIN)	93.9
Receiving Yards	Odoms	544	19t	34t	Burrough (HOU)	1,063
Receptions	Keyworth	42	13t	26t	Foreman (MIN)	73
Interceptions	Gradishar	3	29t	54t	Blount (PIT)	11

OFFENSE	NO.	AFC RANK	NFL RANK	NFL LEADER	NO.
Points Per Game	18.1	11	17	Los Angeles	30.0
Total Yards Per Game	323.9	5	10	Buffalo	390.5
Yards Per Play	4.7	7t	12t	Buffalo	5.7
Rushing Yards Per Game	142.4	8	13	Buffalo	212.4
Net Passing Yards Per Game	181.5	2	7	Cincinnati	231.5

DEFENSE	NO.	AFC RANK	NFL RANK	NFL LEADER	NO.
Points Per Game	21.9	7	18	Los Angeles	9.6
Total Yards Per Game	286.1	5	9	Minnesota	225.2
Yards Per Play	4.4	4t	8t	Los Angeles	3.9
Rushing Yards Per Game	141.0	6	13	Minnesota	109.4
Net Passing Yards Per Game	145.1	5	7	Minnesota	115.8

1975 KEY AWARDS

Pro Bowl (2): LB Randy Gradishar, TE Riley Odoms. All-Pro (1): TE Riley Odoms.

1975 NFL STANDINGS

AFC EAST	W	L	T	Pct	PF	PA
y-Baltimore	10	4	0	.714	395	269
Miami	10	4	0	.714	357	222
Buffalo	8	6	0	.571	420	355
New York Jets	3	11	0	.214	258	433
New England	3	11	0	.214	258	358

AFC CENTRAL

Team	W	L	T	Pct	PF	PA
*y-Pittsburgh	12	2	0	.857	373	162
x-Cincinnati	11	3	0	.786	340	246
Houston	10	4	0	.714	293	226
Cleveland	3	11	0	.214	218	372

AFC WEST

Team	W	L	T	Pct	PF	PA
y-Oakland	11	3	0	.786	375	255
Denver	6	8	0	.429	254	307
Kansas City	5	9	0	.357	282	341
San Diego	2	12	0	.143	189	345

NFC EAST

Team	W	L	T	Pct	PF	PA
y-St. Louis	11	3	0	.786	356	276
x-Dallas	10	4	0	.714	350	268
Washington	8	6	0	.571	325	276
New York Giants	5	9	0	.357	216	306
Philadelphia	4	10	0	.286	225	302

NFC CENTRAL

Team	W	L	T	Pct	PF	PA
*y-Minnesota	12	2	0	.857	377	180
Detroit	7	7	0	.500		

1974 FINAL STATISTICS (7-6-1)

Head Coach: John Ralston AFC West: 2nd Home Stadium: Mile High Stadium

Date	W-L	Score	Opponent	Attendance	RUSHING	No.	Yds.	Avg.	Long	TD
Sept 15	L	10-17	Los Angeles	56,981	Armstrong	263	1407	5.3	43	9
Sept 22	T	35-35	Pittsburgh (OT)	50,858	Keyworth	81	374	4.6	30t	10
Sept 30	L	3-30	at Washington	54,395	Little	117	312	2.7	22	1
Oct 6	W	17-14	at Kansas City	67,298	Odoms	4	25	6.3	31	0
Oct 13	W	33-17	New Orleans	50,748	Hufnagel	2	22	11.0	18	0
Oct 20	W	27-7	San Diego	50,748	Moses	2	16	8.0	11	0
Oct 27	L	21-23	at Cleveland	60,478	Ross	3	8	2.7	7	0
Nov 3	L	17-28	Oakland	45,766	Stowe	1	1	1.0	1	0
Nov 10	W	17-6	at Baltimore	32,244	Van Heusen	1	-1	-1.0	-1	0
Nov 18	L	34-42	Kansas City	50,236	Lynch	3	-2	-0.7	1	0
Nov 24	W	20-17	at Oakland	51,224	Ramsey	5	-2	-0.4	1	0
Nov 28	W	31-27	at Detroit	51,157	Johnson	4	-3	-0.8	-1	0
Dec 8	W	37-14	Houston	46,942	BRONCOS	486	2157	4.4	43	20
Dec 15	L	0-17	at San Diego	35,756	OPPONENTS	487	1808	3.7	27	17

TEAM STATISTICS	Den	Opp	RECEIVING	No.	Yds.	Avg.	Long	TD
TOTAL FIRST DOWNS	258	265	Odoms	42	639	15.2	41	6
Rushing	120	109	Armstrong	38	405	10.7	48t	3
Passing	118	135	Moses	34	559	16.4	42	2
Penalty	20	21	Little	29	344	11.8	72	0
3RD DOWN: MADE/ATT	63/176	88/218	Van Heusen	16	421	26.3	73t	4
3rd Down Pct.	35.8	40.4	Keyworth	12	109	9.1	18	0
TOTAL NET YARDS	4485	4391	Simmons	10	161	16.1	36	2
Avg. Per Game	320.4	313.6	Stowe	2	9	4.5	5	1
Total Plays	861	945	Ross	1	13	13.0	13	0
Avg. Per Play	5.2	4.6	BRONCOS	184	2660	14.5	73t	18
NET YARDS RUSHING	2157	1808	OPPONENTS	237	2805	11.8	61t	14
Avg. Per Game	154.1	129.1						
Total Rushes	486	487						
Avg. Per Rush	4.4	3.7						

NET YARDS PASSING	Den	Opp	INTERCEPTIONS	No.	Yds.	Avg.	Long	TD
Avg. Per Game	166.3	184.5	Thompson	5	105	21.0	38t	1
Sacked/Yards Lost	45/332	32/222	Jones	5	19	3.8	11	0
Gross Yards	2660	2805	Rowser	4	56	14.0	33	0
Att./Completions	329/184	426/237	May	2	40	20.0	25	0
Completion Pct.	55.9	55.6	T. Jackson	1	39	39.0	39	0
Had Intercepted	17	22	Greer	1	23	23.0	23	0
PUNTS/AVERAGE	75/40.3	70/42.6	Laskey	1	3	3.0	3	0
PUNT RETURNS/AVG	43/11.0	45/11.8	Pitts	1	2	2.0	2	0
KICKOFF RETURNS/AVG	54/22.0	57/24.0	E. Smith	1	0	0.0	0	0
MISC. RETURNS/AVG	1/2	3/57	Tyler	1	0	0.0	0	0
INTERCEPTIONS/RET.	22/14.0	17/17.9	Hepburn	0	*22	0.0	22	0
PENALTIES/YARDS	76/632	78/585	BRONCOS	22	309	14.0	39	1
FUMBLES/BALL LOST	23/13	22/11	OPPONENTS	17	304	17.9	55t	3
TOTAL POINTS	302	294						
Avg. Points per Game	21.6	21.0						
Touchdowns	39	35						
By Rushing	20	17						
By Passing	18	14						
By Returns	1	4						
Field Goals	11/21	16/42						
Conversions	35/39	34/35						

SCORE BY PERIODS	1	2	3	4	OT	Total
BRONCOS	80	80	91	51	0	302
OPPONENTS	65	88	73	68	0	294

SCORING	TD	Ru	Pa	Rt	PAT	FG	S	PTS
Armstrong	12	9	3	0	0/0	0/0	0	72
Turner	0	0	0	0	35/38	11/21	0	68
Keyworth	10	10	0	0	0/0	0/0	0	60
Odoms	6	0	6	0	0/0	0/0	0	36
Van Heusen	4	0	4	0	0/0	0/0	0	24
Simmons	2	0	2	0	0/0	0/0	0	12
Moses	2	0	2	0	0/0	0/0	0	12
Thompson	1	0	0	1	0/0	0/0	0	6
Little	1	1	0	0	0/0	0/0	0	6
Stowe	1	0	1	0	0/0	0/0	0	6
BRONCOS	39	20	18	1	35/39	11/21	0	302
OPPONENTS	35	17	14	4	34/35	16/42	1	294

FIELD GOAL BREAKDOWN	Distance	1-19	20-29	30-39	40-49	50+
Turner	0/1	3/4	6/7	2/8	0/1	
OPPONENTS	2/2	8/9	4/6	1/3	1/4	

TURNER: (39G) (41N) (34G) (41G,19N) (24N) (34G, 20G) (47N,51N) (27G) (37G) (1) (30G,33G,42N) (42N,21G,45N) (43G,44N) (31N)

SACKS:	Alzado	Chavous	T. Jackson	4, Duranko	1, Grant	1, May	1, E. Smith	1, Simone	1, Pitts	1, TOTAL	32.0	
PASSING	Att.	Comp.	Yds.	Comp.%	Yd./Att.	Sack/Lost	TD	TD%	Int	Int%	LG	Rtg.
Johnson	244	136	1969	55.7	8.07	35/270	13	5.3	9	3.7	73t	84.3
Ramsey	74	41	580	55.4	7.84	9/55	5	6.8	7	9.5	43t	64.0
Hufnagel	10	6	70	60.0	7.00	1/7	0	0.0	1	14.3	28	41.7
Van Heusen	1	1	41	100.0	41.00	0/0	0	0.0	0	0.0	41	120.0
BRONCOS	329	184	2660	55.9	8.09	45/332	18	5.5	17	5.2	73t	79.1
OPPONENTS	426	237	2805	55.6	6.58	32/222	14	3.3	22	5.2	61t	65.3

1974 DEFENSIVE STATS

(based on unofficial press box statistics)

	TT	UT	A	SACKS	I-YDS	FR
1 Jackson	121	80	41	4	1-39	0
2 May	103	68	35	1	2-40	1
3 Thompson	86	63	23	0	5-105	2
4 Alzado	84	58	26	13	0-0	2
5 Chavous	82	53	29	9	0-0	2
6 Grant	54	38	16	1	0-0	0
7 Gradishar	53	42	11	0	0-0	0
O'Malley	53	36	17	0	0-0	0
9 Jones	47	41	6	0	5-19	0
10 Laskey	45	32	13	0	1-3	1
11 Greer	43	27	16	0	1-23	1
12 Rowser	42	36	6	0	4-56	0
13 Simone	29	21	8	1	0-0	1
14 Duranko	28	17	11	1	0-0	0
15 Criter	23	18	5	0	0-0	0
Hepburn	23	17	6	0	0-22	0
17 Pitts	18	14	4	1	1-2	0
18 P. Smith	13	4	9	0	0-0	1
19 Rizzo	10	10	0	0	0-0	0
20 Tyler	8	7	1	0	1-0	0
21 Graham	5	5	0	0	0-0	0
Kampa	5	3	2	0	0-0	0
23 E. Smith	4	2	2	1	1-0	0
TOTALS	979	692	287	32	22-309	11

1974 GAMES STARTED

OFFENSE	DEFENSE
QB Johnson, Charley	13 DE Alzado, Lyle
QB Ramsey, Steve	1 DE Chavous, Barney
RB Armstrong, Otis	14 DT Duranko, Pete
RB Keyworth, Jon	5 DT Grant, John
RB Little Floyd	9 DT Kampa, Bob
WR Masters, Billy	1 DT Smith, Ed
WR Moses, Haven	13 DT Smith, Paul
WR Simmons, Jerry	2 LB Gradishar, Randy
WR Van Heusen, Bill	12 LB Jackson, Tom
TE Odoms, Riley	14 LB Laskey, Bil
C Maples, Bobby	14 LB May, Ray
T Current, Mike	14 LB O'Malley, Jim
T Minor, Claudie	4 CB Hepburn, Lonnie
G Howard, Paul	5 CB Jones, Calvin
G Jackson, Larron	9 CB Rowser, John
G Lyons, Tom	14 S Greer, Charles
	3 Pitts, John
	14 S Thompson, Billy

1974 COACHES

John Ralston (Head Coach), Max Coley (Offensive Coordinator/Backfield), Joe Collier (Defensive Coordinator), Kay Dalton (Wide Receivers), Jerry Frei (Offensive Line), Bob Gambold (Defensive Backs), Myrel Moore (Linebackers/Special Teams), Doc Ulrich (Defensive Line).

1974 LEADERS / RANKINGS

INDIVIDUAL	PLAYER	NO.	AFC RANK	NFL RANK	NFL LEADER	NO.
Points	Armstrong	72	71	11t	Marcol (GB)	94
Rushing Yards	Armstrong	1,407	1	1	Armstrong (DEN)	1,407
Passing Yards	Johnson	1,969	5	8	Anderson (CIN)	2,667
Passer Rating	Johnson	84.3	3	4	Anderson (CIN)	95.7
Receiving Yards	Odoms	639	4	12	Branch (OAK)	1,092
Receptions	Odoms	42	4t	15t	Mitchell (BAL)	72
Interceptions	Thompson/Jones	5	8t	13t	Thomas (KC)	12

OFFENSE	NO.	AFC RANK	NFL RANK	NFL LEADER	NO.
Points Per Game	21.6	5	8	Oakland	25.4
Total Yards Per Game	320.4	3	5	Dallas	365.9
Yards Per Play	5.2	2	2	Cincinnati	5.4
Rushing Yards Per Game	154.1	4	5	Dallas	175.3
Net Passing Yards Per Game	166.3	5	9	Washington	200.1

DEFENSE	NO.	AFC RANK	NFL RANK	NFL LEADER	NO.
Points Per Game	21.0	10	22	Los Angeles	12.9
Total Yards Per Game	313.6	9	21	Pittsburgh	219.6
Yards Per Play	4.6	4t	12t	Pittsburgh	3.6
Rushing Yards Per Game	129.1	5	13	Los Angeles	93.0
Net Passing Yards Per Game	184.5	11	24	Pittsburgh	104.7

1974 KEY AWARDS

Pro Bowl (2): RB Otis Armstrong, TE Riley Odoms. All-Pro (2): RB Otis Armstrong, TE Riley Odoms.

1974 NFL STANDINGS

AFC EAST	W	L	T	Pct	PF	PA
y-Miami	11	3	0	.786	327	216
x-Buffalo	9	5	0	.643	264	244
New England	7	7	0	.500	348	289

1973 FINAL STATISTICS (7-5-2)

Head Coach: John Ralston AFC West: 3rd Home Stadium: Mile High Stadium

Date	W-L	Score	Opponent	Attendance	RUSHING	No.	Yds.	Avg.	Long	TD
Sept 16	W	28-10	Cincinnati	49,059	Little	256	979	3.8	47	12
Sept 23	L	34-36	San Francisco	51,706	Dawkins	160	706	4.4	72t	2
Sept 30	L	14-33	Chicago	51,159	Armstrong	26	90	3.5	24	0
Oct 7	L	14-16	at Kansas City	71,414	Anderson	19	61	3.2	11	1
Oct 14	W	48-20	at Houston	32,801	Odoms	5	53	10.6	21	0
Oct 22	T	23-23	Oakland	51,270	Foss	5	21	4.2	8	0
Oct 28	W	40-28	at New York	55,108	Van Heusen	4	34	8.5	32	0
Nov 4	T	17-17	at St. Louis	46,565	Moses	3	25	8.3	22t	1
Nov 11	W	30-19	San Diego	51,034	Johnson	7	-2	-0.3	0	0
Nov 18	W	23-13	at Pittsburgh	48,580	Simmons	1	-4	-4.0	-4	0
Nov 25	W	14-10	Kansas City	51,331	Masters	1	-9	-9.0	-9	0
Dec 2	L	10-22	Dallas	51,508	BRONCOS	487	1954	4.0	72t	16
Dec 9	W	42-28	at San Diego	44,954	OPPONENTS	455	1795	4.0	30	14
Dec 16	L	17-21	at Oakland	51,910						

TEAM STATISTICS	Den	Opp
TOTAL FIRST DOWNS	253	239
Rushing	111	97
Passing	127	121
Penalty	15	21
3RD DOWN: MADE/ATT	79/203	77/203
3rd Down Pct.	38.9	37.9
TOTAL NET YARDS	4473	4235
Avg. Per Game	319.5	302.5
Total Plays	893	872
Avg. Per Play	5.0	4.9
NET YARDS RUSHING	1954	1795
Avg. Per Game	139.6	128.2
Total Rushes	487	455
Avg. Per Rush	4.0	4.0
NET YARDS PASSING	2519	2440
Avg. Per Game	179.9	174.3
Sacked/Yards Lost	27/187	36/326
Gross Yards	2706	2766
Att./Completions	378/196	417/202
Completion Pct.	51.9	48.4
Had Intercepted	20	14
PUNTS/AVERAGE	69/45.1	69/43.3
PUNT RETURNS/AVG	40/10.3	31/8.3
KICKOFF RETURNS/AVG	36/22.0	61/20.4
MISC. RETURNS/AVG	4/25	6/57
INTERCEPTIONS/RET.	14/15.7	20/16.6
PENALTIES/YARDS	83/745	84/837
FUMBLES/BALL LOST	21/9	26/15
TOTAL POINTS	354	296
Avg. Points per Game	25.2	21.1
Touchdowns	41	31
By Rushing	16	14
By Passing	22	15
By Returns	3	2
Field Goals	22/33	28/35
Conversions	40/41	30/31

SCORE BY PERIODS	1	2	3	4	OT	Total
BRONCOS	79	83	80	112	—	354
OPPONENTS	57	98	72	69	—	296

SCORING	TD	Ru	Pa	Rt	PAT	FG	S	PTS
Turner	0	0	0	0	40/40	22/33	0	106
Little	13	12	0	0	0/0	0/0	0	78
Moses	9	1	8	0	0/0	0/0	0	54
Odoms	7	0	7	0	0/0	0/0	0	42
Washington	3	0	3	0	0/0	0/0	0	18
Thompson	2	0	0	2	0/0	0/0	0	12
Dawkins	2	2	0	0	0/0	0/0	0	12
Anderson	1	1	0	0	0/0	0/0	0	6
Armstrong	1	0	1	0	0/0	0/0	0	6
Simmons	1	0	1	0	0/0	0/0	0	6
Van Heusen	1	0	1	0	0/0	0/0	0	6
Mitchell	1	0	0	1	0/0	0/0	0	6
Criter	0	0	0	0	0/0	0/0	1	2
BRONCOS	41	16	22	3	40/41	22/33	1	354
OPPONENTS	31	14	15	2	30/31	28/35	1	296

PASSING	Att.	Comp.	Yds.	Comp.%	Yd./Att.	Sack/Lost	TD	TD%	Int	Int%	LG	Rtg.
Johnson	346	184	2465	53.2	7.12	26/177	20	5.8	17	4.9	62t	75.3
Ramsey	27	10	194	37.0	7.18	0/0	2	7.4	2	7.4	76t	56.7
Anderson	3	2	47	66.6	15.73	0/0	0	0.0	0	0.0	0	150.0
Van Heusen	1	0	0	0.0	0.00	1/10	0	0.0	0	0.0	0	0.0
Turner	1	0	0	0.0	0.00	0/0	0	0.0	1	100.0	0	0.0
BRONCOS	378	196	2706	51.9	7.16	27/187	22	5.8	20	5.3	76t	72.5
OPPONENTS	417	202	2766	48.4	6.63	36/326	16	3.8	14	3.4	80	68.9

RECEIVING	No.	Yds.	Avg.	Long	TD
Odoms	43	629	14.6	47t	7
Little	41	423	10.3	50t	1
Dawkins	30	329	11.0	42	0
Moses	28	518	18.5	76t	8
Anderson	15	153	10.2	29	0
Simmons	13	249	19.2	53	1
Washington	10	150	15.0	28	3
Van Heusen	8	149	18.6	62t	1
Masters	5	65	13.0	28	0
Armstrong	2	43	21.5	36t	1
L. Jackson	1	-2	-2.0	-2	0
BRONCOS	196	2706	13.8	76t	22
OPPONENTS	202	2766	13.7	80	15

INTERCEPTIONS	No.	Yds.	Avg.	Long	TD
Jones	4	69	17.3	31	0
Thompson	3	96	32.0	59	1
Mitchell	2	43	21.5	40	1
Laskey	2	3	1.5	3	0
Forsberg	1	7	7.0	7	0
May	1	1	1.0	1	0
Greer	1	1	1.0	1	0
BRONCOS	14	220	15.7	59	2
OPPONENTS	20	331	16.6	80	1

PUNTING	No.	Yds.	Avg.	Long	B
Van Heusen	69	3114	45.1	78	0
BRONCOS	69	2988	43.3	78	1

PUNT RETURNS	No.	FC	Yds.	Avg.	Long	TD
Thompson	30	6	366	12.2	53	0
Tyler	4	0	20	5.0	6	0
Greer	3	3	11	3.7	11	0
Little	1	0	7	7.0	7	0
Mitchell	1	0	0	0.0	0	0
Criter	1	0	0	0.0	0	0
BRONCOS	40	9	404	10.1	53	0
OPPONENTS	31	12	257	8.3	44	0

KICKOFF RETURNS	No.	Yds.	Avg.	Long	TD
Armstrong	20	472	23.6	50	0
Dawkins	10	222	22.2	31	0
Thompson	1	25	25.0	25	0
Tyler	1	23	23.0	23	0
R. Montgomery	1	22	22.0	22	0
Lynch	1	14	14.0	14	0
Forsberg	1	12	12.0	12	0
Simone	1	3	3.0	3	0
BRONCOS	36	793	22.0	50	0
OPPONENTS	61	1244	20.4	82	1

FIELD GOAL BREAKDOWN	Distance	1-19	20-29	30-39	40-49	50+
Turner	5/5	5/5	8/9	3/9	1/5	0/2
OPPONENTS	8/8	6/8	6/7	8/10	0/2	

TURNER: () (34G,28G) () (49N,51N) (32G,12G) (47N,52N,43G,37G,35G) (21G,47G,19G,33G) (45N,44N,42N,12G) (39G,39N) (32G,52N,11G,46G) (50N) (29G) (40N,25G,35G,15G,29G.) (50G)

SACKS: P. Smith 11, Alzado 9, Chavous 6, Duranko 6, May 3, Forsberg 1, Graham 1, Thompson 1, **TOTAL 38.0**

1973 DEFENSIVE STATS

(based on unofficial press box statistics)

	TT	UT	A	SACKS	I-YDS	FR
1 Graham	95	72	23	1	0-0	1
2 P. Smith	94	70	24	11	0-0	1
3 Alzado	66	46	20	9	0-0	1
4 Duranko	59	44	15	6	0-0	1
5 May	57	48	9	3	1-1	0
6 Thompson	52	35	17	1	3-96	1
7 Greer	46	38	8	0	1-1	1
8 Chavous	43	28	15	6	0-0	2
9 Jones	41	37	4	0	4-69	1
10 Laskey	37	25	12	0	2-3	1
11 Simone	34	28	6	0	0-0	1
12 Jackson	31	26	5	0	0-0	0
13 Tyler	30	26	4	0	0-0	2
14 Mitchell	28	28	0	0	2-43	0
15 Criter	15	10	5	0	0-0	1
16 Montgomery	13	10	3	0	0-0	0
17 O'Malley	10	7	3	0	0-0	1
18 Grant	9	7	2	0	0-0	1
19 Forsberg	8	7	1	1	1-7	0
20 Hackbert	7	4	3	0	0-0	0
21 Pitts	6	3	3	0	0-0	0
22 E. Smith	2	2	0	0	0-0	0
TOTALS	783	601	182	38	14-220	16

1973 GAMES STARTED

OFFENSE	DEFENSE
QB Johnson, Charley	14 DE Alzado, Lyle
RB Armstrong, Otis	1 DE Chavous, Barney
RB Dawkins, Joe	14 DT Duranko, Pete
RB Little, Floyd	13 DT Smith, Paul
WR Moses, Haven	14 LB Graham, Tom
WR Simmons, Jerry	13 LB Jackson, Tom
WR Van Heusen, Bill	1 LB Laskey, Bill
TE Odoms, Riley	14 LB May, Ray
C Maples, Bobby	14 LB Simone, Mike
T Current, Mike	14 CB Jones, Calvin
T Montgomery, Marv	10 CB Mitchell, Leroy
G Jackson, Larron	12 CB Montgomery, Randy
G Lyons, Tom	14 S Greer, Charles
G Schnitker, Mike	6 S Hackbart, Dale
	S Thompson, Billy
	S Tyler, Maurice

1973 COACHES

John Ralston (Head Coach), **Max Coley** (Offensive Coordinator/Backfield), **Joe Collier** (Defensive Coordinator/Defensive Backs), **Dick Coury** (Wide Receivers), **Jerry Frei** (Offensive Line), **Bob Gambold** (Linebackers), **Myrel Moore** (Special Teams), **Doc Ulrich** (Defensive Line).

1973 LEADERS / RANKINGS

INDIVIDUAL	PLAYER	NO.	AFC RANK	NFL RANK	NFL LEADER	NO.
Points	Turner	106	3	5t	Ray (LA)	130
Rushing Yards	Little	979	5	9		

1972 FINAL STATISTICS (5-9)

Head Coach: John Ralston AFC West: 3rd Home Stadium: Mile High Stadium

Date	W-L	Score	Opponent	Attendance	RUSHING	No.	Yds.	Avg.	Long	TD
Sept 17	W	30-17	Houston	51,656	Little	216	859	4.0	55t	9
Sept 24	L	14-37	at San Diego	49,048	Anderson	72	319	4.4	40	1
Oct 1	L	24-45	Kansas City	51,656	Dawkins	56	243	4.4	19	2
Oct 8	L	10-21	at Cincinnati	55,812	Lynch	34	164	4.8	28	2
Oct 15	L	20-23	Minnesota	51,656	Van Heusen	3	76	25.3	66t	1
Oct 22	W	30-23	at Oakland	53,551	Odoms	5	72	14.4	27	0
Oct 29	L	20-27	Cleveland	51,656	Krieg	1	63	63.0	63	0
Nov 5	L	17-29	at New York Giants	62,689	Ramsey	5	15	3.0	8t	2
Nov 12	W	16-10	at Los Angeles	65,398	Moses	2	11	5.5	14	0
Nov 19	L	20-37	Oakland	51,656	Harrison	1	9	9.0	9	0
Nov 26	L	20-23	at Atlanta	58,850	OTHERS	14	7	0.5	0	0
Dec 3	L	21-24	at Kansas City	66,725	BRONCOS	409	1838	4.5	66t	17
Dec 10	W	38-13	San Diego	51,478	OPPONENTS	439	1668	3.8	51	15
Dec 17	W	45-21	New England	51,656						

TEAM STATISTICS	Den	Opp
TOTAL FIRST DOWNS	237	251
Rushing	87	102
Passing	132	123
Penalty	18	26
3RD DOWN: MADE/ATT	75/177	74/190
3rd Down Pct.	42.4	38.9
TOTAL NET YARDS	4472	3851
Avg. Per Game	319.4	275.1
Total Plays	831	876
Avg. Per Play	5.4	4.4
NET YARDS RUSHING	1838	1668
Avg. Per Game	131.3	119.1
Total Rushes	409	439
Avg. Per Rush	4.5	3.8
NET YARDS PASSING	2634	2183
Avg. Per Game	188.1	155.9
Sacked/Yards Lost	38/266	41/357
Gross Yards	2900	2540
Att./Completions	384/201	397/206
Completion Pct.	52.3	51.9
Had Intercepted	23	10
PUNTS/AVERAGE	60/40.1	66/45.2
PUNT RETURNS/AVG	28/11.1	28/8.9
KICKOFF RETURNS/AVG	55/22.8	54/23.1
MISC. RETURNS/AVG	18/30	15/81
INTERCEPTIONS/RET.	10/10.9	23/19.2
PENALTIES/YARDS	89/827	83/784
FUMBLES/BALL LOST	25/11	27/12
TOTAL POINTS	325	350
Avg. Points per Game	23.2	25.0
Touchdowns	38	41
By Rushing	17	15
By Passing	19	19
By Returns	2	7
Field Goals	20/29	21/33
Conversions	37	39

SCORE BY PERIODS	1	2	3	4	OT	Total
BRONCOS	85	92	54	94	—	325
OPPONENTS	35	120	81	114	—	350

SCORING	TD	Ru	Pa	Rt	PAT	FG	S	PTS
Turner	0	0	0	0	37/37	20/29	0	97
Little	13	9	4	0	0/0	0/0	0	78
Moses	5	0	5	0	0/0	0/0	0	30
Masters	3	0	3	0	0/0	0/0	0	18
Sherman	3	0	3	0	0/0	0/0	0	18
Anderson	2	1	1	0	0/0	0/0	0	12
Ramsey	2	2	0	0	0/0	0/0	0	12
Simmons	2	0	2	0	0/0	0/0	0	12
Dawkins	2	2	0	0	0/0	0/0	0	12
Lynch	2	2	0	0	0/0	0/0	0	12
Van Heusen	1	1	0	0	0/0	0/0	0	6
Montgomery	1	0	0	1	0/0	0/0	0	6
Odoms	1	0	1	0	0/0	0/0	0	6
Greer	1	0	0	1	0/0	0/0	0	6
BRONCOS	38	17	19	2	37/37	20/29	0	325
OPPONENTS	41	15	19	7	39/39	21/33	1	350

PASSING	Att.	Comp.	Yds.	Comp.%	Yd./Att.	Sack/Lost	TD	TD%	Int	Int%	LG	Rtg.
Johnson	238	132	1783	55.5	7.49	12/82	14	5.9	14	5.9	60	74.6
Ramsey	137	65	1050	47.4	7.66	26/184	3	2.2	9	6.6	55	53.5
Little	2	2	43	100.0	21.50	0/0	1	50.0	0	0.0	35t	158.3
Anderson	3	1	14	33.3	4.67	0/0	1	3.3	0	0.0	14t	88.9
Ernst	4	1	10	25.0	2.50	0/0	0	0.0	0	0.0	10	39.6
BRONCOS	384	201	2900	52.3	7.55	38/266	19	4.9	23	6.0	60	68.7
OPPONENTS	397	206	2540	51.9	6.40	41/357	19	4.8	10	2.5	57t	77.4

RECEIVING	No.	Yds.	Avg.	Long	TD
Sherman	38	661	17.4	55	3
Little	28	366	13.1	40	4
Masters	25	393	15.7	27	3
Anderson	23	216	9.4	40	1
Odoms	21	320	15.2	48	1
Dawkins	18	242	13.4	60	0
Simmons	17	235	13.8	35t	2
Moses	15	224	15.0	33	5
Lynch	7	75	10.7	17	0
Krieg	4	99	24.8	37	0
Van Heusen	4	59	14.8	25	0
C. Turner	1	10	10.0	10	0
BRONCOS	201	2900	14.9	60	19
OPPONENTS	206	2540	12.3	57t	19

INTERCEPTIONS	No.	Yds.	Avg.	Long	TD
Mitchell	3	27	9.0	27	0
Greer	2	18	9.0	17	0
Graham	2	10	5.0	7	0
Preece	1	30	30.0	30	0
R. Montgomery	1	20	20.0	20	0
Thompson	1	4	4.0	4	0
BRONCOS	10	109	10.9	30	0
OPPONENTS	23	441	19.2	61t	6

PUNTING	No.	Yds.	Avg.	Long	B
Van Heusen	60	2408	40.1	60	1
BRONCOS	66	2980	45.2	69	0
OPPONENTS	60	2408	40.1	60	1

PUNT RETURNS	No.	FC	Yds.	Avg.	Long	TD
Thompson	3	1	84	28.0	59	0
Greer	3	0	66	22.0	65t	1
Sherman	10	5	89	8.9	18	0
Little	8	2	64	8.0	29	0
OTHERS	4	0	7	1.8	5	0
BRONCOS	28	8	310	11.1	65t	1
OPPONENTS	28	19	249	8.9	66t	1

KICKOFF RETURNS	No.	Yds.	Avg.	Long	TD
R. Montgomery	29	756	26.1	94t	1
C. Turner	1	25	25.0	25	0
Dawkins	15	357	23.8	28	0
Krieg	1	18	18.0	18	0
Little	3	48	16.0	22	0
Lynch	3	45	15.0	17	0
Anderson	1	13	13.0	13	0
OTHERS	2	-6	-3.0	-6	0
BRONCOS	55	1256	22.8	94t	1
OPPONENTS	54	1246	23.1	43	0

FIELD GOAL BREAKDOWN

Distance	1-19	20-29	30-39	40-49	50+
Turner	6/6	2/3	6/8	6/11	0/1
OPPONENTS	4/4	5/5	4/7	7/14	1/3

TURNER: (15G,29G,40G) (1) (16G) (38G,47N) (37N, 30N) (40N, 44G,8G,27G) (32G,27N,43G) (40G) (46N,38G,12G,36G) (49G,45G,41N) (13G,38G,49N) (51N) (12G) (35G)

SACKS: Alzado 10.5, P. Smith 10.5, Duranko 4.5, Graham 3, McKoy 3, Myrtle 2.5, R. Jackson 2, Forsberg 1, Hoffman 1, Geddes 1, Domres 1, Team 1, **TOTAL 41.0**

1972 DEFENSIVE STATS

(based on unofficial press box statistics)

	TT	UT	A	SACKS	I-YDS	FR
1 Graham	73	55	18	3	2-10	1
2 Alzado	72	54	18	10.5	0-0	5
3 P. Smith	70	53	17	10.5	0-0	0
4 Greer	56	44	12	0	2-18	1
5 Preece	47	37	10	0	1-30	2
6 Mitchell	46	40	6	0	3-27	0
7 Duranko	43	32	11	4.5	0-0	0
8 Myrtle	40	32	8	2.5	0-0	0
9 Geddes	39	32	7	1	0-0	0
10 Voss	36	26	10	0	0-0	0
11 Forsberg	35	22	13	1	0-0	1
12 McKoy	31	27	4	3	0-0	0
Montgomery	31	26	5	0	1-20	1
14 Thompson	27	24	3	0	1-4	0
15 Simone	18	13	5	0	0-0	1
16 Saines	17	11	6	0	0-0	0
17 Domres	11	10	1	1	0-0	0
18 R. Jackson	10	8	2	2	0-0	0
19 Parish	8	6	2	0	0-0	0
20 Critter	6	5	1	0	0-0	0
21 Hoffman	3	1	2	1	0-0	0
22 West	1	1	0	0	0-0	0
23 Team	0	0	0	1	0-0	0
TOTALS	720	559	161	41	10-109	12

1972 GAMES STARTED

OFFENSE	DEFENSE
QB Johnson, Charley	9 DE Alzado, Lyle
QB Ramsey, Steve	5 DE Domres, Tom
RB Anderson, Bobby	9 DE Hoffman, John
RB Dawkins, Joe	5 DE Jackson, Rich
RB Little, Floyd	14 DE Voss, Lloyd
WR Harrison, Dwight	1 DT Duranko, Pete
WR Moses, Haven	6 DT Smith, Paul
WR Sherman, Rod	13 LB Forsberg, Fred
WR Simmons, Jerry	8 LB Geddes, Bob
TE Masters, Billy	14 LB Graham, Tom
C Goeddeke, George	1 LB McKoy, Bill
C Kaminski, Larry	9 LB Myrtle, Chip
C Mapples, Bobby	4 LB Parish, Don
T Current, Mike	14 CB Mitchell, Leroy
T Montgomery, Marv	14 CB Montgomery, Randy
G Jackson, Larron	14 S Greer, Charles
G Lyons, Tommy	9 S Preece, Steve
G Schnitker, Mike	5 S Saines, George
	S/CB Thompson, Billy

1972 COACHES

John Ralston (Head Coach), **Max Coley** (Offensive Coordinator/Backfield), **Joe Collier** (Defensive Coordinator/Defensive Backs), **Dick Coury** (Wide Receivers), **Jerry Frei** (Offensive Line), **Bob Gambold** (Linebackers), **Myrel Moore** (Special Teams), **Doc Ulrich** (Defensive Line).

1972 LEADERS / RANKINGS

1971 FINAL STATISTICS (4-9-1)

Head Coach: Lou Saban (9) / Jerry Smith (5) AFC West: 4th Home Stadium: Mile High Stadium

Date	W-L	Score	Opponent	Attendance	RUSHING	No.	Yds.	Avg.	Long	TD
Sept 19	T	10-10	Miami	51,228	Little	294	1133	4.0	40	6
Sept 26	L	13-34	at Green Bay	47,957	Anderson	139	533	3.8	36	3
Oct 3	L	3-16	Kansas City	51,200	Lynch	26	162	6.2	23	0
Oct 10	L	16-27	Oakland	51,200	Masters	7	71	10.1	37	0
Oct 17	W	20-16	San Diego	51,200	Post	18	44	2.4	16	0
Oct 24	W	27-0	at Cleveland	75,674	C. Turner	17	43	2.5	9	0
Oct 31	L	16-17	at Philadelphia	65,358	Harrison	5	36	7.2	16	0
Nov 7	L	20-24	Detroit	51,200	Mosier	4	31	7.8	29	0
Nov 14	L	10-24	Cincinnati	51,200	Horn	6	15	2.5	10	0
Nov 21	L	10-28	at Kansas City	49,945	Van Heusen	1	10	10.0	10	0
Nov 28	W	22-10	at Pittsburgh	39,710	Simmons	1	7	7.0	7	0
Dec 5	W	6-3	Chicago	51,200	Ramsey	3	6	2.0	6	0
Dec 12	L	17-45	at San Diego	44,347	Gerhke	1	2	2.0	2	0
Dec 19	L	13-21	at Oakland	54,651	Post	1	2	2.0	2	0

TEAM STATISTICS	Den	Opp
TOTAL FIRST DOWNS	217	206
Rushing	102	90
Passing	105	91
Penalty	10	25
TOTAL NET YARDS	4158	3819
Avg. Per Game	297.0	272.9
Total Plays	891	825
Avg. Per Play	4.7	4.6
NET YARDS RUSHING	2093	1834
Avg. Per Game	149.5	131.0
Total Rushes	512	426
Avg. Per Rush	4.1	4.3
NET YARDS PASSING	2065	1985
Avg. Per Game	147.5	141.8
Sacked/Yards Lost	22/178	44/435
Gross Yards	2243	2420
Att./Completions	357/175	356/150
Completion Pct.	49.0	42.1
Had Intercepted	27	20
Avg. Gain per Attempt	5.4	5.0
Avg. Gain per Completion	12.8	16.1
PUNTS/AVERAGE	76/41.8	67/45.7
Had Blocked	2	0
PUNT RETURNS	41/320	45/468
Avg. Per Return	7.8	10.4
KICKOFF RETURNS	44/960	43/1059
Avg. Per Return	21.8	24.6
INTERCEPTIONS/RET.	20/288	27/432
PENALTIES/YARDS	67/781	78/771
FUMBLES/BALL LOST	25/12	36/20
TOUCHDOWNS	18	32
Rushing	9	11
Passing	8	18
Others (see individuals)	1	3
POINTS AFTER TOUCHDOWN	18	32
FIELD GOALS	25/38	17/34

Distance	1-19	20-29	30-39	40-59	50+
Turner	8/9	3/5	8/11	6/12	0/1
OPPONENTS	5/5	6/9	4/7	2/11	0/2

SCORE BY PERIODS	1	2	3	4	OT	Total
BRONCOS	39	62	32	70	—	203
OPPONENTS	54	74	86	61	—	275

SCORING	TD	Ru	Pa	Rt	PAT	FG	S	PTS
Turner	0	0	0	0	18/18	25/38	0	93
Little	6	6	0	0	0/0	0/0	0	36
Anderson	4	3	1	0	0/0	0/0	0	24
Harrison	2	0	2	0	0/0	0/0	0	12
Lynch	1	0	1	0	0/0	0/0	1	8
Post	1	0	1	0	0/0	0/0	0	6
Simmons	1	0	1	0	0/0	0/0	0	6
Masters	1	0	1	0	0/0	0/0	0	6
Forsberg	1	0	0	1	0/0	0/0	0	6
C. Turner	1	0	1	0	0/0	0/0	0	6
BRONCOS	18	9	8	1	18/18	25/38	1	203
OPPONENTS	32	11	18	3	32/32	17/34	0	275

PASSING	Att.	Comp.	Yds.	Comp.%	Yd./Att.	Sack/Lost	TD	TD%	Int	Int%	LG	Rtg.
Ramsey	178	84	1120	47.2	6.29	13/105	5	2.8	13	7.3	47	46.6
Horn	173	89	1056	51.4	6.10	8/67	3	1.7	14	8.1	74	42.4
Anderson	3	1	48	33.3	16.00	1/6	0	0.0	0	0.0	48	81.9
Gerhke	2	1	19	50.0	9.50	0/0	0	0.0	0	0.0	19	83.3
Little	1	0	0	0.0	0.00	0/0	0	0.0	0	0.0	—	39.6
Van Heusen	1	0	0	0.0	0.00	0/0	0	0.0	0	0.0	—	39.6
BRONCOS	358	175	2243	48.9	6.27	22/178	8	2.2	27	7.5	74	44.9
OPPONENTS	356	150	2420	42.1	6.80	44/435	18	5.1	20	5.6	77	59.0

RECEIVING	No.	Yds.	Avg.	Long	TD
Anderson	37	353	9.5	31	1
Masters	27	382	14.1	25	1
Little	26	255	9.8	74	0
Simmons	25	403	16.1	47	1
Harrison	19	265	13.9	43	2
Gerhke	14	254	18.1	48	0
Whalen	7	124	17.7	35	0
C. Turner	7	65	9.3	17	1
Post	4	46	11.5	15	1
Mosier	3	36	12.0	19	0
Lynch	2	42	21.0	40	1
Bowdell	1	19	19.0	19	0
Van Heusen	1	10	10.0	10	0
Washington	1	0	0.0	0	0
Schnitker	1	-11	-11.0	-11	0
BRONCOS	175	2243	12.8	74	8
OPPONENTS	150	2420	16.1	77	18

INTERCEPTIONS	No.	Yds.	Avg.	Long	TD
Thompson	5	83	16.6	42	0
Forsberg	3	75	25.0	40	1
Myrtle	3	64	21.3	30	0
Greer	3	32	10.7	30	0
Gordon	2	21	10.5	21	0
Mitchell	2	0	0.0	0	0
Washington	1	8	8.0	8	0
Underwood	1	5	5.0	5	0
BRONCOS	20	288	14.4	42	1
OPPONENTS	27	432	16.0	69	2

PUNTING	No.	Yds.	Avg.	Long	B
Van Heusen	76	3176	41.8	62	2
OPPONENTS	67	3061	45.7	73	0

PUNT RETURNS	No.	FC	Yds.	Avg.	Long	TD
Thompson	29	4	274	9.4	28	0
Greer	11	0	46	4.2	14	0
Mitchell	0	1	0	0.0	0	0
BRONCOS	41	4	320	7.8	28	0
OPPONENTS	45	14	468	10.4	74	0

KICKOFF RETURNS	No.	Yds.	Avg.	Long	TD
Little	7	199	28.3	48	0
Anderson	8	187	23.4	33	0
Post	5	116	23.2	37	0
Thompson	5	105	21.0	24	0
C. Turner	4	80	20.0	41	0
R. Montgomery	4	80	20.0	34	0
Lynch	0	19	19.0	19	0
Forsberg	1	19	19.0	17	0
Dawkins	2	34	17.0	17	0
Criter	5	81	16.2	28	0
Bachman	2	20	10.0	13	0
BRONCOS	44	960	21.8	48	0
OPPONENTS	43	1059	24.6	51	0

SACKS: P. Smith 12, Alzado 8, Costa 6, Forsberg 4, R. Jackson 3.5, Campbell 2.5, Domres 2, Underwood 2, Inman 2, Myrtle 1, Washington 1, TOTAL 44.0

1971 DEFENSIVE STATS

(based on unofficial press box statistics)

	TT	UT	A	SACKS	I-YDS	FR
1 Forsberg	73	54	19	4	3-75	0
2 Saines	56	46	10	0	0-0	1
3 Alzado	55	42	13	8	0-0	0
4 P. Smith	52	34	18	12	0-0	1
5 Myrtle	40	30	10	1	3-64	4
6 Thompson	38	31	7	0	5-83	1
Costa	38	25	13	6	0-0	3
8 Greer	37	28	9	0	3-32	0
9 Washington	35	29	6	1	1-8	1
10 Underwood	32	25	7	2	1-5	0
11 Mitchell	27	25	2	0	2-0	1
12 Jackson	22	14	8	3.5	0-0	1
13 Domres	19	12	7	2	0-0	0
14 Inman	15	10	5	2	0-0	1
15 Campbell	14	10	4	2.5	0-0	0
16 McKoy	8	7	1	0	0-0	0
R. Montgomery	8	6	2	0	0-0	0
18 Gordon	7	7	0	0	2-21	0
19 Criter	3	2	1	0	0-0	0
Byrd	3	1	2	0	0-0	0
21 Barnes	1	1	0	0	0-0	0
TOTALS	583	439	144	44	20-288	14

1971 GAMES STARTED

OFFENSE	DEFENSE	
QB Horn, Don	9 DE Alzado, Lyle	11
QB Ramsey, Steve	5 DE Campbell, Carter	2
RB Anderson, Bobby	13 DE Jackson, Rich	8
RB Little, Floyd	13 DT Costa, Dave	14
RB Lynch, Fran	1 DT Domres, Tom	5
RB Post, Dickie	1 DT Inman, Jerry	3
WR Gerhke, Jack	10 DT Smith, Paul	13
WR Harrison, Dwight	5 LB Forsberg, Fred	14
WR Mosier, John	1 LB Myrtle, Chip	14
WR Simmons, Jerry	12 LB Underwood, Olen	4
TE Masters, Billy	12 LB Washington, Dave	10
TE Whalen, Jim	2 CB Mitchell, Leroy	14
C/G Goeddeke, George	12 CB Thompson, Billy	14
K Kaminski, Larry	3 S Greer, Charles	14
T Current, Mike	14 S Saines, George	14
T Shoals, Roger	14	
G Brunelli, Sam	4	
G Jackson, Larron	9	
G Lyons, Tommy	1	
G Schnitker, Mike	13	

1971 COACHES

Lou Saban (Head Coach - First 9 Gms.), Joe Collier (Defensive Secondary), Whitey Dovell (Special Teams/Tight Ends), Hunter Enis (Offensive Backfield), Stan Jones (Defensive Line), Jerry Smith (Offensive Line / Head Coach - Final 5 Gms.).

1971 LEADERS / RANKINGS

INDIVIDUAL	PLAYER	NO.	AFC RANK	NFL RANK	NFL LEADER	NO.
Points	Turner	93	4	7	Yepremian (MIA)	117
Rushing Yards	Little	1,133	1	1	Little (DEN)	1,133
Passing Yards	Ramsey	1,120	12	26	Hadi (SD)	3,075
Passer Rating	Ramsey	46.6	9	19	Staubauch (DAL)	104.8
Receiving Yards	Simmons	403	26	53	Taylor (KC)	1,110
Receptions	Anderson	37	17	29	Bieleitnikoff (OAK)	61
Interceptions	Thompson	5	8	19	Bradley (PHI)	11

OFFENSE	NO.
---------	-----

1970 FINAL STATISTICS (5-8-1)

Head Coach: Lou Saban AFC West: 4th Home Stadium: Mile High Stadium

Date	W-L	Score	Opponent	Attendance	RUSHING	No.	Yds.	Avg.	Long	TD
Sept 20	W	25-10	at Buffalo	34,882	Little	209	901	4.3	80t	3
Sept 27	W	16-13	Pittsburgh	50,705	Anderson	83	368	4.4	27t	4
Oct 4	W	26-13	Kansas City	50,705	Crenshaw	69	200	2.9	25	5
Oct 11	L	23-35	at Oakland	54,436	Turner	29	106	3.7	12	2
Oct 18	W	24-10	Atlanta	50,705	Pastrana	14	89	6.4	14	1
Oct 25	L	14-19	at San Francisco	39,515	Lynch	20	81	4.1	19	1
Nov 1	L	3-19	Washington	50,705	Liske	7	42	6.0	14	1
Nov 8	L	21-24	at San Diego	48,327	Tensi	4	14	3.5	15	0
Nov 15	L	19-24	Oakland	50,959	Haffner	1	1	1.0	1	0
Nov 22	W	31-6	at New Orleans	66,837	BRONCOS	436	1802	4.1	80t	17
Nov 29	L	21-31	at Houston	35,733	OPPONENTS	409	1351	3.3	65t	7
Dec 6	L	0-16	at Kansas City	50,454						
Dec 13	T	17-17	San Diego	50,959						
Dec 20	L	13-27	Cleveland	51,001						

TEAM STATISTICS	Den	Opp					
TOTAL FIRST DOWNS	217	199					
Rushing	87	67					
Passing	112	118					
Penalty	18	14					
TOTAL NET YARDS	3827	3705					
Avg. Per Game	273.4	264.6					
Total Plays	883	838					
Avg. Per Play	4.3	4.4					
NET YARDS RUSHING	1802	1351					
Avg. Per Game	128.7	96.5					
Total Rushes	436	409					
Avg. Per Rush	4.1	3.3					
NET YARDS PASSING	2025	2354					
Avg. Per Game	144.6	168.1					
Sacked/Yards Lost	44/333	50/456					
Gross Yards	2358	2810					
Att./Completions	403/183	379/181					
Completion Pct.	45.4	50.4					
Had Intercepted	28	16					
Avg. Gain per Attempt	5.0	6.2					
Avg. Gain per Completion	12.9	14.7					
PUNTS/AVERAGE	87/42.9	89/44.9					
Had Blocked	0	0					
PUNT RETURNS	63/556	56/416					
Avg. Per Return	8.8	7.4					
KICKOFF RETURNS	49/1114	24/544					
Avg. Per Return	22.7	22.7					
INTERCEPTIONS/RET.	16/220	28/213					
PENALTIES/YARDS	94/887	82/802					
FUMBLES/BALL LOST	23/13	35/16					
TOUCHDOWNS	28	28					
Rushing	17	7					
Passing	11	20					
Others (see individuals)	0	1					
POINTS AFTER TOUCHDOWN	27	27					
FIELD GOALS	18/32	23/36					
Distance	1-19	20-29	30-39	40-59	50+	OT	Total
Howfield	2/3	3/6	5/7	6/9	2/5	—	253

SCORE BY PERIODS	1	2	3	4	OT	Total
BRONCOS	44	60	45	104	—	253
OPPONENTS	74	93	57	40	—	264

SCORING	TD	Ru	Pa	Rt	PAT	FG	S	PTS
Howfield	0	0	0	0	27/28	18/32	0	81
Crenshaw	6	5	1	0	0/0	0/0	0	36
Anderson	4	4	0	0	0/0	0/0	0	24
Little	3	3	0	0	0/0	0/0	0	18
Whalen	3	0	3	0	0/0	0/0	0	18
Denson	2	0	2	0	0/0	0/0	0	12
Masters	2	0	2	0	0/0	0/0	0	12
Turner	2	2	0	0	0/0	0/0	0	12
Van Heusen	2	0	2	0	0/0	0/0	0	12
Haffner	1	0	1	0	0/0	0/0	0	6
Liske	1	1	0	0	0/0	0/0	0	6
Lynch	1	1	0	0	0/0	0/0	0	6
Pastrana	1	1	0	0	0/0	0/0	0	6
Washington	0	0	0	0	0/0	0/0	1	2
TEAM	0	0	0	0	0/0	0/0	1	2
BRONCOS	28	17	11	0	27/28	18/32	2	253
OPPONENTS	28	17	20	1	27/28	23/36	0	264

PASSING	Att.	Comp.	Yds.	Comp.%	Yd./Att.	Sack/Lost	TD	TD%	Int	Int%	LG	Rtg.
Liske	238	112	1340	47.1	5.63	28/228	7	2.9	11	4.6	74	55.3
Tensi	80	38	539	47.5	6.74	6/35	3	3.8	8	10.0	42	42.7
Pastrana	75	29	420	38.7	5.60	8/60	1	1.3	9	12.0	58t	22.5
Anderson	4	7	4	59.1	8.43	1/5	0	0.0	0	0.0	25	84.8
Van Heusen	1	0	0	0.0	0.00	0/0	0	0.0	0	0.0	—	39.6
Little	2	0	0	0.0	0.00	1/5	0	0.0	0	0.0	—	39.6
BRONCOS	403	193	2358	45.4	5.85	44/333	11	2.7	28	6.9	74	44.5
OPPONENTS	379	191	2810	50.4	7.41	50/456	20	5.3	16	4.2	63t	75.0

RECEIVING	No.	Yds.	Avg.	Long	TD
Denson	47	646	13.7	42	2
Whalen	36	503	14.0	34	3
Crenshaw	18	105	5.8	35	1
Little	17	161	9.5	39	0
Van Heusen	16	382	23.9	74	2
Haffner	12	196	16.3	28t	1
Anderson	9	140	15.6	37	0
Masters	9	83	9.2	18	2
Turner	8	23	2.9	11	0
Lynch	7	69	9.9	36	0
Embree	4	50	12.5	20	0
BRONCOS	183	2358	12.9	74	11
OPPONENTS	191	2810	14.7	63t	20

INTERCEPTIONS	No.	Yds.	Avg.	Long	TD
Martha	6	99	16.5	50	0
Greer	4	20	5.0	15	0
Gordon	3	26	8.7	24	0
Thompson	2	65	32.5	33	0
Wade	1	10	10.0	10	0
BRONCOS	16	220	13.8	50	0
OPPONENTS	28	213	7.6	26	0

PUNTING	No.	Yds.	Avg.	Long	B
Van Heusen	87	3732	42.9	64	0
OPPONENTS	89	3998	44.9	68	0

PUNT RETURNS	No.	FC	Yds.	Avg.	Long	TD
Thompson	23	1	233	10.1	45	0
Greer	14	4	123	8.8	38	0
Little	22	3	187	8.5	24	0
Jaquess	4	5	13	3.3	7	0
BRONCOS	63	13	556	8.8	45	0
OPPONENTS	56	16	416	7.4	60	0

KICKOFF RETURNS	No.	Yds.	Avg.	Long	TD
Anderson	21	520	24.8	39	0
Thompson	9	188	20.9	29	0
Hendren	8	197	24.6	30	0
Little	6	126	21.0	28	0
Criter	2	20	10.0	10	0
Turner	1	31	31.0	31	0
Washington	1	20	20.0	20	0
Myrtle	1	1	1.0	1	0
Lynch	0	11	—	11	0
BRONCOS	49	1114	22.7	39	0
OPPONENTS	24	544	22.7	51	0

*return yardage gained by lateral

SACKS: P. Smith 11.5, Jackson 10, Costa 9, Duranko 7, Washington 5.5, Myrtle 3, Cunningham 1, Greer 1, Inman 0.5, Roche 0.5, Team 1, TOTAL 50.0

1970 DEFENSIVE STATS

(based on unofficial press box statistics)

	TT	UT	A	SACKS	I-YDS	FR
1 Jackson	88	64	24	10	0-0	0
2 Forsberg	85	65	20	0	0-0	1
3 P. Smith	79	59	20	11.5	0-0	0
4 Costa	68	44	24	9	0-0	3
5 Martha	64	41	23	0	6-99	0
6 Greer	63	51	12	1	4-20	3
7 Washington	48	36	12	5.5	0-0	1
8 Duranko	47	41	6	7	0-0	0
9 Cunningham	39	23	16	1	0-0	2
10 Gordon	38	33	5	0	3-26	0
11 Thompson	30	25	5	0	2-65	1
12 Saimes	23	17	6	0	0-0	0
13 Jaquess	22	18	4	0	0-0	0
Myrtle	22	13	9	3	0-0	1
15 Inman	16	7	9	0.5	0-0	0
16 Roche	13	10	3	0.5	0-0	0
17 Butler	10	9	1	0	0-0	0
18 Criter	8	5	3	0	0-0	1
19 Wade	7	5	2	0	1-10	0
20 Edgerson	6	5	1	0	0-0	0
21 Garrett	2	2	0	0	0-0	0
22 Barnes	1	1	0	0	0-0	0
23 Team	0	0	0	0.5	0-0	0
TOTALS	779	574	205	49.5	16-220	13

1970 GAMES STARTED

OFFENSE		DEFENSE	
QB Liske, Pete	9	DE Duranko, Pete	14
QB Pastrana, Al	3	DE Jackson, Rich	14
QB Tensi, Steve	2	DT Costa, Dave	14
RB Crenshaw, Willis	12	DT Smith, Paul	14
RB Little, Floyd	14	LB Criter, Ken	1
RB Lynch, Fran	2	LB Cunningham, Carl	14
WR Denson, Al	14	LB Forsberg, Fred	13
WR Embree, John	1	LB Inman, Jerry	1
WR Haffner, Mike	7	LB Myrtle, Chip	2
WR Van Heusen, Bill	5	LB Washington, Dave	11
TE Masters, Billy	2	CB Gordon, Cornell	14
TE Whalen, Jim	13	CB Jaquess, Pete	2
C Kaminski, Larry	14	CB Mitchell, Alvin	1
T Alexakos, Steve	1	CB Thompson, Billy	9
T Bachman, Jay	1	CB Wade, Bob	2
T Brunelli, Sam	12	S Greer, Charles	14
T Current, Mike	14	S Martha, Paul	12
G Goeddeke, George	14	S Saimes, George	2
G Schnitker, Mike	2		
G Young, Bob	10		

1970 COACHES

Lou Saban (Head Coach), Joe Collier (Defensive Backfield), Whitey Dovel (Offensive Line), Hunter Enis (Offensive Backfield), Stan Jones (Defensive Line), Dick MacPherson (Linebackers), Sam Rutigliano (Wide Receivers).

1970 LEADERS / RANKINGS

INDIVIDUAL	PLAYER	NO.	AFc RANK	NFL RANK	NFL LEADER	NO.
Points	Howfield	81	7	16	Cox (MIN)	125
Rushing Yards	Little	81	1	4	Brown (WAS)	1125
Passing Yards	Liske	1,340	11	23	Brodie (SF)	2,941
Passer Rating	Liske	55.3	10	22	Brodie (SF)	93.8
Receiving Yards	Denson	646	10	21	Washington (SF)	1,100
Receptions	Denson	47	2t	10t	Gordon (CHI)	71
Interceptions	Martha	6	4t	9t	Robinson (KC)	10

OFFENSE	NO.	AFc RANK	NFL RANK	NFL LEADER	NO.
Points Per Game	18.1	9	18	San Francisco	25.1
Total Yards Per Game	273.4	10	18	Oakland	344.9
Yards Per Play	4.3	12	21t	Oakland/St. Louis	5.3
Rushing Yards Per Game	128.7	5	9	Dallas	164.3
Net Passing Yards Per Game	144.6	9	19	San Francisco	208.8

DEFENSE	NO.	AFc RANK	NFL RANK	NFL LEADER	NO.
Points Per Game	18.9	5	12	Minnesota	10.2
Total Yards Per Game	264.6	3	7	Minnesota	200.2
Yards Per Play	4.4	4t	6t	Minnesota	3.4
Rushing Yards Per Game	96.5	2	3	Detroit	82.3
Net Passing Yards Per Game	168.1	8	18	Minnesota	102.7

1970 KEY AWARDS

Pro Bowl (2): DE Rich Jackson, RB Floyd Little. All-Pro (2): DE Rich Jackson, RB Floyd Little.

1970 NFL STANDINGS

AFC EAST	W	L
----------	---	---

1969 FINAL STATISTICS (5-8-1)

Head Coach: Lou Saban AFL West: 4th Home Stadium: Mile High Stadium

Date	W-L	Score	Opponent	Attendance	RUSHING	No.	Yds.	Avg.	Long	TD
Sept 14	W	35-7	Boston	43,482	Little	146	729	5.0	48t	6
Sept 21	W	21-19	New York Jets	50,583	Lynch	96	407	4.2	54	2
Sept 28	L	28-41	at Buffalo	40,302	Quayle	57	183	3.2	17	0
Oct 5	L	13-26	Kansas City	50,564	Smiley	56	166	3.0	26	3
Oct 12	L	14-24	Oakland	49,511	Tensi	12	63	5.3	17	0
Oct 19	W	30-23	at Cincinnati	27,920	Liske	10	50	5.0	19	0
Oct 26	L	21-24	at Houston	45,348	Williams	10	18	1.8	8	1
Nov 2	W	13-0	San Diego	45,511	Denson	1	9	9.0	9	0
Nov 9	L	10-41	at Oakland	54,416	Burnett	5	9	1.8	5	0
Nov 16	T	20-20	Houston	45,002	Jones	1	3	3.0	3	0
Nov 23	L	24-45	at San Diego	34,664	BRONCOS	394	1637	4.2	54	12
Nov 27	L	17-31	at Kansas City	48,773	OPPONENTS	436	1709	3.9	43t	15
Dec 7	L	24-27	at Miami	25,332						
Dec 14	W	27-16	Cincinnati	42,198						

TEAM STATISTICS

	Den	Opp
TOTAL FIRST DOWNS	243	278
Rushing	87	95
Passing	130	151
Penalty	26	30
TOTAL NET YARDS	4161	4641
Avg. Per Game	297.2	331.5
Total Plays	841	918
Avg. Per Play	4.9	5.1
NET YARDS RUSHING	1637	1709
Avg. Per Game	116.9	122.1
Total Rushes	394	436
Avg. Per Rush	4.2	3.9
NET YARDS PASSING	2524	2932
Avg. Per Game	180.3	209.4
Sacked/Yards Lost	44/311	45/363
Att./Completions	403/192	437/223
Completion Pct.	47.6	51.0
Had Intercepted	23	14
Touchdowns	23	19
Avg. Gain per Attempt	6.3	6.7
Avg. Gain per Completion	13.1	13.1
PUNTS/AVERAGE	72/40.1	71/43.1
Had Blocked	1	0
PUNT RETURNS	37/450	35/246
Avg. Per Return	12.2	7.0
KICKOFF RETURNS	56/1323	21/471
Avg. Per Return	23.6	22.4
INTERCEPTIONS/RET.	14/228	23/421
PENALTIES/YARDS	79/738	84/901
FUMBLES/BALL LOST	15/8	24/14
TOUCHDOWNS	37	40
Rushing	12	15
Passing	23	19
Others (Safety)	2	6
PAT (Kicking)	36/37	38/39
PAT (Passing)	0/0	0/1
PAT (Rushing)	0/0	0/0
FIELD GOALS	13/29	22/32

SCORE BY PERIODS

	1	2	3	4	OT	Total
BRONCOS	72	89	61	75	—	297
OPPONENTS	67	86	86	105	—	344

SCORING

	TD	Ru	Pa	Rt	PAT	FG	S	PTS
Howfield	0	0	0	0	36/37	13/29	0	75
Denson	10	0	10	0	0/0	0/0	0	60
Little	7	6	1	0	0/0	0/0	0	42
Haffner	5	0	5	0	0/0	0/0	0	30
Embree	5	0	5	0	0/0	0/0	0	30
Smiley	4	3	1	0	0/0	0/0	0	24
Lynch	2	2	0	0	0/0	0/0	0	12
Thompson	1	0	0	1	0/0	0/0	0	6
Burrell	1	0	0	1	0/0	0/0	0	6
Buckman	1	0	1	0	0/0	0/0	0	6
Williams	1	1	0	0	0/0	0/0	0	6
BRONCOS	37	12	23	2	36/37	13/29	0	297
OPPONENTS	40	15	19	6	38/39	22/32	0	344

PASSING

	Att.	Comp.	Yds.	Comp.%	Yd./Att.	Sack/Lost	TD	TD%	Int	Int%	LG	Rtg.
Tensi	286	131	1990	45.8	6.96	29/208	14	4.9	12	4.2	79t	68.1
Liske	115	61	845	53.0	7.35	15/103	9	7.8	11	9.6	71	63.4
Little	2	0	0	0.0	0.00	0/0	0	0.0	0	0.0	—	39.6
BRONCOS	403	192	2835	47.6	7.03	44/311	23	5.7	23	5.7	79t	66.3
OPPONENTS	437	223	3295	51.0	7.54	45/363	19	4.3	14	3.2	86t	77.2

	No.	Yds.	Avg.	Long	TD
Little	146	729	5.0	48t	6
Lynch	96	407	4.2	54	2
Quayle	57	183	3.2	17	0
Smiley	56	166	3.0	26	3
Tensi	12	63	5.3	17	0
Liske	10	50	5.0	19	0
Williams	10	18	1.8	8	1
Denson	1	9	9.0	9	0
Burnett	5	9	1.8	5	0
Jones	1	3	3.0	3	0
BRONCOS	394	1637	4.2	54	12
OPPONENTS	436	1709	3.9	43t	15

RECEIVING

	No.	Yds.	Avg.	Long	TD
Denson	53	809	15.3	62t	10
Haffner	35	563	16.1	46	5
Embree	29	469	16.2	79t	5
Little	19	218	11.5	67t	1
Quayle	11	167	15.2	71	0
Beer	9	200	22.2	48	0
Pivec	9	117	13.0	18	0
Lynch	9	86	9.6	19	0
Williams	5	56	11.2	14	0
Smiley	5	23	4.6	17t	1
Buckman	4	48	12.0	20	1
Van Heusen	3	64	31.3	36	0
Pastrana	1	15	15.0	15	0
BRONCOS	192	2835	14.8	79t	23
OPPONENTS	223	3295	14.8	86t	19

INTERCEPTIONS

	No.	Yds.	Avg.	Long	TD
Thompson	3	92	30.7	57t	1
Burrell	2	65	32.5	38t	1
Cavness	2	30	15.0	29	0
Huard	2	18	9.0	18	0
Greer	2	13	6.5	13	0
Cunningham	2	10	5.0	5	0
Hollomon	1	0	0.0	0	0
BRONCOS	14	228	16.3	57t	2
OPPONENTS	23	421	18.3	66	4

PUNTING

	No.	Yds.	Avg.	Long	B
Van Heusen	25	1021	40.8	61	0
Hollomon	47	1868	39.7	57	1
BRONCOS	72	2889	40.1	61	1
OPPONENTS	71	3059	43.1	98	0

PUNT RETURNS

	No.	FC	Yds.	Avg.	Long	TD
Thompson	25	5	288	11.5	40	0
Little	6	2	70	11.7	52	0
Burrell	5	2	56	11.2	42	0
Greer	1	0	36	36.0	36	0
BRONCOS	37	9	450	12.2	52	0
OPPONENTS	35	20	246	7.0	36	0

KICKOFF RETURNS

	No.	Yds.	Avg.	Long	TD
Thompson	18	513	28.5	63	0
Williams	23	574	25.0	38	0
Burrell	6	108	18.0	30	0
Little	3	81	27.0	30	0
Crier	3	31	10.3	14	0
Barnes	1	16	16.0	16	0
Hollomon	1	0	0.0	—	0
Myrtle	1	0	0.0	—	0
BRONCOS	56	1323	23.6	63	0
OPPONENTS	21	471	22.4	53t	1

SACKS: Jackson 12.5, Costa 11.5, Duranko 7, Cunningham 3, P. Smith 3, Richter 2, Mirich 2, Myrtle 2, Inman 2, **TOTAL 45.0**

1969 PRIMARY STARTERS

OFFENSE	DEFENSE
SE Denson, Al	LE Jackson, Rich
SE Haffner, Mike	LT Smith, Paul
LT Brunelli, Sam	LT Inman, Jerry
LG Goeddeke, George	RT Costa, Dave
C Kaminski, Larry	RE Duranko, Pete
RG Young, Bob	LLB Cunningham, Carl
RT Current, Mike	MLB Huard, John
TE Beer, Tom	RLB Myrtle, Chip
TE Pivec, Dave	LC Cavness, Grady
WR Embree, John	RC Thompson, Billy
QB Tensi, Steve	FS Jaquess, Pete
QB Liske, Peter	FS Burrell, George
HB Little, Floyd	SS Greer, Charles
HB Quayle, Frank	
FB Lynch, Fran	
FB Smiley, Tom	

1969 COACHES

Lou Saban (Head Coach), **Joe Collier** (Defensive Backfield), **Whitey Dovel** (Offensive Line), **Hunter Enis** (Offensive Backfield), **Stan Jones** (Defensive Line), **Dick MacPherson** (Linebackers), **Sam Rutigliano** (Wide Receivers).

1969 LEADERS / RANKINGS

INDIVIDUAL	PLAYERNO.	AFL RANK	AFL LEADERNO.
Points	Howfield75	8	Turner (NVJ)129
Rushing Yards	Little729	5	Post (SD)873
Passing Yards	Tensi1,990	6	Lamonica (OAK)3,302
Passer Rating	Tensi68.1	4	Cook (CIN)88.3
Receiving Yards	Denson809	7	Wells (OAK)1,260
Receptions	Denson53	3	Alworth (SD)64
Interceptions	Thompson3	28t	Thomas (KC)9

DEFENSENO.	AFL RANK	AFL LEADERNO.
Points Per Game24.6	8	Kansas City12.6
Total Yards Per Game331.5	8	Kansas City225.9
Yards Per Play5.1	6	Kansas City4.0
Rushing Yards Per Game122.1	7	Kansas City77.9
Net Passing Yards Per Game209.4	10	Kansas City148.0

1969 KEY AWARDS

All-Pro (2): DE Rich Jackson (second team), RB Floyd Little (first team). **AP All-AFL (2):** DE Rich Jackson, RB Floyd Little. **AFL All-Star Game (6):** DT Dave Costa, T Mike Current, WR Al Denson, G George Goeddeke, DE Rich Jackson, RB Floyd Little.

1969 AFL STANDINGS

AFL EAST	W	L	T	Pct	PF	PA
y-New York Jets	10	4	0	.714	353	269
x-Houston	6	6	2	.500	278	279
Boston	4	10	0	.286	266	316
Buffalo	4	10	0	.286	230	359
Miami	3	10	1	.231	233	332

AFL WEST	W	L	T	Pct	PF	PA
y-Oakland	12	1	1	.923	377	242
x-Kansas City	11	3	0	.786	359	177
San Diego	8	6	0	.571	288	276
Denver	5	8	1	.385	297	344
Cincinnati	4	9	1	.308	280	367

x - Made Playoffs; y - Division Title

DIVISIONAL PLAYOFF GAMES

12/20 - Kansas City 13, at New York Jets 6
12/21 - at Oakland 56, Houston 7

AFL CHAMPIONSHIP

1/4 - Kansas City 17, at Oakland 7

1969 NFL STANDINGS

EAST-CAPITOL	W	L	T	Pct	PF	PA
y-Dallas	11	2	1	.846	369	223
Washington	7	5	2	.583	307	319
New Orleans	5	9	0	.357	311	393
Philadelphia	4	9	1	.308	279	377

1968 FINAL STATISTICS (5-9)

Head Coach: Lou Saban AFL West: 4th Home Stadium: Mile High Stadium

Date	W-L	Score	Opponent	Attendance	RUSHING, cont.	No.	Yds.	Avg.	Long	TD
Sept 15	L	10-24	at Cincinnati	25,049	LeClair	12	40	3.3	12	0
Sept 22	L	2-34	at Kansas City	45,821	Moore	4	22	5.5	7	0
Sept 29	L	17-20	Boston	37,024	Lindsey	4	17	4.3	7	0
Oct 6	W	10-7	Cincinnati	41,257	Van Heusen	1	6	6.0	6	0
Oct 13	W	21-13	at New York Jets	62,052	Haffner	2	2	1.0	1	0
Oct 20	L	24-55	at San Diego	42,953	Tensi	6	2	0.3	2	0
Oct 27	W	21-14	Miami	44,115	Jones	1	-1	-1.0	-1	0
Nov 3	W	35-14	at Boston	18,304	DiVito	1	-1	-1.0	-1	0
Nov 10	L	7-43	Oakland	50,002	BRONCOS	411	1614	3.9	155	11
Nov 17	L	17-38	at Houston	36,075	OPPONENTS	457	1861	4.1	165	20
Nov 24	W	34-32	Buffalo	35,142	RECEIVING	No.	Yds.	Avg.	Long	TD
Dec 1	L	23-47	San Diego	35,312	Crabtree	35	601	17.2	72†	5
Dec 8	L	27-33	at Oakland	47,754	Denson	34	586	17.2	44†	5
Dec 14	L	7-30	Kansas City	38,463	Beer	20	276	13.8	31	1

TEAM STATISTICS		Den	Opp
TOTAL FIRST DOWNS			
Rushing	75	94	94
Passing	124	145	145
Penalty	18	18	18
TOTAL NET YARDS			
Avg. Per Game	283.6	358.9	358.9
Total Plays	889	917	917
Avg. Per Play	4.5	5.5	5.5
NET YARDS RUSHING			
Avg. Per Game	115.3	132.9	132.9
Total Rushes	411	457	457
Avg. Per Rush	3.9	4.1	4.1
NET YARDS PASSING			
Avg. Per Game	168.4	225.9	225.9
Sacked/Yards Lost	51/469	31/256	31/256
Att./Completions	427/179	429/217	429/217
Completion Pct.	41.9	50.6	50.6
Had Intercepted	27	20	20
PUNTS/AVERAGE			
Had Blocked	96/42.7	76/43.0	76/43.0
PUNT RETURNS			
Avg. Per Return	8.7	6.1	6.1
KICKOFF RETURNS			
Avg. Per Return	22.7	24.3	24.3
INTERCEPTIONS/RET.			
PENALTIES/YARDS	73/772	64/750	64/750
FUMBLES/BALL LOST	28/13	24/12	24/12
TOUCHDOWNS			
Rushing	32	48	48
Passing	11	20	20
Others (Ret.)	1	3	3
Others (Safety)	1	2	2
PAT (Kicking)	31/31	47/47	47/47
PAT (Passing)	0/1	1/1	1/1
PAT (Rushing)	0/0	0/0	0/0
FIELD GOALS	10/23	21/34	21/34

SCORING	TD	Ru	Pa	Rt	PAT	FG	S	PTS
Howfield	0	0	0	0	30/30	9/18	0	57
Crabtree	5	0	5	0	0/0	0/0	0	30
Little	5	3	1	1	0/0	0/0	0	30
Denson	5	0	5	0	0/0	0/0	0	30
Lynch	4	4	0	0	0/0	0/0	0	24
Briscoe	3	3	0	0	0/0	0/0	0	18
Van Heusen	3	0	3	0	0/0	0/0	0	18
Jones	2	0	2	0	0/0	0/0	0	12
McCarthy	2	0	2	0	0/0	0/0	0	12
Haffner	1	0	1	0	0/0	0/0	0	6
Beer	1	0	1	0	0/0	0/0	0	6
Ford	1	1	0	0	0/0	0/0	0	6
Humphreys	0	0	0	0	1/1	1/5	0	4
Myrtle	0	0	0	0	0/0	0/0	1	2
BRONCOS	32	11	20	1	31/31	10/23	1	255
OPPONENTS	48	20	25	3	47/47	21/34	0	404

RUSHING	No.	Yds.	Avg.	Long	TD
Little	158	584	3.7	55†	3
Briscoe	41	308	7.5	34	3
Lynch	66	221	3.3	19	4
Ford	41	186	4.5	23	1
McCarthy	28	89	3.2	12	0
Erwin	24	76	3.2	9	0
Lamb	22	63	2.9	17	0

PASSING	Att.	Comp.	Yds.	Comp %	Yd./Att.	TD	TD%	Int	Int%	LG	Rtg.
Briscoe	224	93	1589	41.5	7.09	14	6.3	13	5.8	66†	62.9
Tensi	119	48	709	40.3	5.96	5	4.2	8	6.7	72†	46.5
LeClair	54	27	401	50.0	7.43	1	1.9	5	9.3	50	42.3
McCormick	19	8	89	42.1	4.68	0	0.0	1	5.3	18	34.8
Haffner	1	1	18	100.0	18.00	0	0.0	0	0.0	18	118.8
DiVito	6	1	16	16.6	2.67	0	0.0	0	0.0	16	39.6
Lynch	2	1	4	50.0	2.00	0	0.0	0	0.0	4	56.3
Little	2	0	0	0.0	0.00	0	0.0	0	0.0	—	39.6
BRONCOS	427	179	2826	41.9	6.62	20	4.7	27	6.3	72†	53.9
OPPONENTS	429	217	3419	50.6	7.97	25	5.8	20	4.7	94†	77.4

RUSHING, cont.	No.	Yds.	Avg.	Long	TD
LeClair	12	40	3.3	12	0
Moore	4	22	5.5	7	0
Lindsey	4	17	4.3	7	0
Van Heusen	1	6	6.0	6	0
Haffner	2	2	1.0	1	0
Tensi	6	2	0.3	2	0
Jones	1	-1	-1.0	-1	0
DiVito	1	-1	-1.0	-1	0
BRONCOS	411	1614	3.9	155	11
OPPONENTS	457	1861	4.1	165	20

RECEIVING	No.	Yds.	Avg.	Long	TD
Crabtree	35	601	17.2	72†	5
Denson	34	586	17.2	44†	5
Beer	20	276	13.8	31	1
Van Heusen	19	353	18.6	50†	3
Little	19	331	17.4	66†	1
Jones	13	190	14.6	60†	2
Haffner	12	232	19.3	52	1
McCarthy	7	69	9.9	40†	2
Ford	6	40	6.7	12	0
Lynch	4	52	13.0	22	0
Moore	3	35	11.7	16	0
Lamb	3	10	3.3	—	0
Erwin	2	21	10.5	17	0
Myrtle	1	18	18.0	18	0
Washington	1	12	12.0	12	0
BRONCOS	179	2826	15.8	72†	20
OPPONENTS	217	3419	15.8	94†	25

INTERCEPTIONS	No.	Yds.	Avg.	Long	TD
Jaquess	5	64	12.8	28	0
Greer	4	18	4.5	14	0
Oberg	3	17	5.6	16	0
Huard	2	35	17.5	26	0
Garrett	2	6	3.0	6	0
Hollomon	1	16	16.0	16	0
Forsberg	1	6	6.0	6	0
Cunningham	1	3	3.0	3	0
Lentz	1	0	0.0	0	0
BRONCOS	20	165	8.3	28	0
OPPONENTS	27	328	12.1	—	3

PUNTING	No.	Yds.	Avg.	Long	B
Van Heusen	88	3853	43.8	68	—
DiVito	8	242	30.2	47	—
BRONCOS	96	4095	42.7	68	—
OPPONENTS	76	3271	43.0	87	—

PUNT RETURNS	No.	FC	Yds.	Avg.	Long	TD
Little	24	5	261	10.9	67	1
Greer	9	1	53	5.9	12	0
Luke	3	1	13	4.3	10	0
Jaquess	2	7	5	2.5	5	0
Hollomon	0	2	0	0.0	0	0
Van Heusen	0	1	0	0.0	0	0
BRONCOS	38	17	332	8.7	67	1
OPPONENTS	46	—	282	6.1	—	—

KICKOFF RETURNS	No.	Yds.	Avg.	Long	TD
Little	26	649	25.0	89	0
Hollomon	7	194	27.7	67	0
Stokes	5	106	21.2	30	0
Moore	4	74	18.5	28	0
Garrett	3	77	25.7	30	0
Lindsey	3	72	24.0	29	0
Erwin	3	55	18.3	25	0
Greer	2	41	20.5	32	0
Luke	2	34	17.0	20	0
Forsberg	2	16	8.0	12	0
Crabtree	1	30	30.0	30	0
Dickey	1	13	13.0	13	0
Jaquess	1	0	0.0	0	0
BRONCOS	60	1361	22.7	89	0
OPPONENTS	29	704	24.3	—	0

SACKS: R. Jackson 10.5, Costa 6.5, Duranko 6, Inman 3.5, Mirich 1.5, QB Fell 1, Team 2, **TOTAL 31.0**

1968 PRIMARY STARTERS

OFFENSE	DEFENSE
SE Denson, Al	LE Duranko, Pete
SE Van Heusen, Billy	LE Smith, Paul
LT Brunelli, Sam	LT Inman, Jerry
LG Goeddeke, George	LT Mirich, Rex
C Kaminski, Larry	RT Costa, Dave
RG Young, Bob	RE Jackson, Rich
RG Homan, Jon	LLB Cunningham, Carl
RT Current, Mike	MLB Huard, John
TE Beer, Tom	RLB Forsberg, Fred
WR Crabtree, Eric	RLB Myrtle, Chip
WR Jones, Jimmy	LC Greer, Charlie
QB Briscoe, Marlin	RC Garrett, Drake
QB Tensi, Steve	FS Lentz, Jack
HB Little, Floyd	SS Jaquess, Pete
HB Lynch, Fran	
FB Ford, Garrett	
FB McCarthy, Brendan	

1968 COACHES

Lou Saban (Head Coach), Whitey Dovell (Offensive Line), Hunter Enis (Offensive Backfield), Stan Jones (Defensive Line), Dick MacPherson (Defensive Backfield), Sam Rutigliano (Wide Receivers).

1968 LEADERS / RANKINGS

INDIVIDUAL	PLAYER	NO.	RANK	AFL LEADER NO.
Points	Howfield	57	13	Turner (NVJ)	145
Rushing Yards	Little	584	9	Kelly (CIN)	1,239
Passing Yards	Briscoe				

1967 FINAL STATISTICS (3-11)

Head Coach: Lou Saban AFL West: 4th Home Stadium: Bears Stadium

Date	W-L	Score	Opponent	Attendance	RUSHING	No.	Yds.	Avg.	Long	TD
Sept 3	W	26-21	Boston	35,488	Little	130	381	2.9	14	1
Sept 10	L	0-51	at Oakland	25,423	Mitchell	82	308	3.8	35	0
Sept 17	L	21-35	at Miami	29,381	Hickey	73	263	3.6	20	4
Sept 24	L	24-38	New York Jets	35,365	Hayes	85	255	3.0	18	4
Oct 1	L	6-10	at Houston	21,798	Gilchrist	10	21	2.1	6	0
Oct 8	L	16-17	Buffalo	35,188	Lynch	2	7	3.5	7	0
Oct 22	L	21-38	San Diego	34,464	LeClair	8	6	0.8	10	1
Oct 29	L	9-52	at Kansas City	44,002	Tensi	24	4	0.2	13	0
Nov 5	L	17-21	Oakland	29,043	Crabtree	2	2	1.0	6	0
Nov 12	L	18-20	Houston	30,392	Glacken	1	10	10.0	10	0
Nov 19	W	21-20	at Buffalo	30,891	Cassese	1	5	5.0	5	0
Nov 23	L	20-24	at San Diego	34,586	Scarpitto	1	5	5.0	5	0
Dec 3	W	33-24	at New York Jets	61,615	Denson	1	-2	-2.0	-2	0
Dec 17	L	24-38	Kansas City	31,660	BRONCOS	420	1265	3.0	35	10
					OPPONENTS	444	2076	4.7	65	21

TEAM STATISTICS		Den	Opp
TOTAL FIRST DOWNS		172	276
Rushing		65	115
Passing		91	143
Penalty		16	18
TOTAL NET YARDS		2947	5201
Avg. Per Game		210.5	371.5
Total Plays		852	921
Avg. Per Play		3.5	5.6
NET YARDS RUSHING		1265	2076
Avg. Per Game		90.4	148.3
Total Rushes		420	444
Avg. Per Rush		3.0	4.7
NET YARDS PASSING		1682	3125
Avg. Per Game		120.1	223.2
Sacked/Yards Lost		58/508	18/164
Att./Completions		374/150	459/214
Completion Pct.		40.1	46.6
Had Intercepted		18	28
PUNTS/AVERAGE		105/44.9	65/41.5
Had Blocked		1	1
PUNT RETURNS		27/357	61/718
Avg. Per Return		13.2	11.8
KICKOFF RETURNS		60/1518	42/1046
Avg. Per Return		25.3	24.9
INTERCEPTIONS/RET.		28/413	18/262
PENALTIES/YARDS		48/512	58/628
FUMBLES/BALL LOST		30/12	23/13
TOUCHDOWNS		31	52
Rushing		10	21
Passing		17	27
Others		4	4
PAT (Kicking)		28/30	48/49
PAT (Passing)		1/1	1/2
PAT (Rushing)		0/0	1/1
FIELD GOALS		12/27	15/31

SCORING	TD	Ru	Pa	Rt	PAT	FG	S	PTS
Denson	11	0	11	0	0/0	0/0	0	66
Humphreys	0	0	0	0	18/19	7/15	0	39
Hickey	5	4	1	0	0/0	0/0	0	30
Crabtree	5	0	5	0	0/0	0/0	0	30
Hayes	4	4	0	0	0/0	0/0	0	26
Little	2	1	0	1	0/0	0/0	0	12
Wilson	2	0	0	2	0/0	0/0	0	12
Kroner	0	0	0	0	5/6	2/2	0	11
Duncan	0	0	0	0	3/3	2/5	0	9
Sellers	1	0	0	1	0/0	0/0	0	6
LeClair	1	1	0	0	0/0	0/0	0	6
LeClerc	0	0	0	0	2/2	1/6	0	5
Jackson	0	0	0	0	0/0	0/0	1	2
White	0	0	0	0	0/0	0/0	1	2
BRONCOS	31	10	17	4	28/30	12/28	2	256
OPPONENTS	52	21	27	4	48/49	15/31	0	409

PASSING	Att.	Comp.	Yds.	Comp.%	Yd./Att.	TD	TD%	Int	Int%	LG	Rtg.
Tensi	325	131	1915	40.3	5.89	16	4.9	17	5.2	76t	54.8
LeClair	45	19	275	42.2	6.11	1	6.1	1	2.2	48	60.9
Glacken	4	0	0	0.0	0.00	0	0.0	0	0.0	0	39.6
BRONCOS	374	150	2190	40.1	5.86	17	4.5	18	4.8	76t	55.0
OPPONENTS	459	214	3289	46.6	7.17	27	5.9	28	6.1	79	65.0

SACKS: R. Jackson 4.5, Costa 4.5, Cox 2.5, Cunningham 2.5, Inman 1.5, Duranko 1, Myrtle 1, Mirich 1, Richter 0.5, **TOTAL 19.0**

RECEIVING	No.	Yds.	Avg.	Long	TD
Denson	46	899	19.5	68t	11
Crabtree	46	716	15.6	76t	5
Hayes	13	125	9.6	24	0
Beer	11	155	14.1	29	0
Little	7	11	1.6	15	0
White	5	87	17.4	40	0
Hickey	7	36	5.1	22t	1
Mitchell	7	15	2.1	15	0
Sweeney	6	136	22.7	48	0
Scarpitto	1	14	14.0	14	0
Gilchrist	1	-4	-4.0	0	0
BRONCOS	150	2190	14.6	76t	17
OPPONENTS	214	3289	15.3	79	27

INTERCEPTIONS	No.	Yds.	Avg.	Long	TD
Sellers	7	78	11.1	47	1
Wilson	4	153	38.3	70	2
Lentz	4	72	18.0	47	0
Wright	4	22	5.5	8	0
Sykes	2	29	14.5	29	0
Huard	2	12	6.0	9	0
Richter	2	6	3.0	6	0
Cassese	1	24	24.0	24	0
Cunningham	1	16	16.0	16	0
Myrtle	1	1	1.0	1	0
BRONCOS	28	413	14.8	70	3
OPPONENTS	18	262	14.6	—	2

PUNTING	No.	Yds.	Avg.	Long	B
Scarpitto	105	4713	44.9	73	1
OPPONENTS	65	2699	41.5	60	1

PUNT RETURNS	No.	FC	Yds.	Avg.	Long	TD
Little	16	6	270	16.9	72	1
Sellers	4	0	24	6.0	17	0
Cassese	3	7	14	4.7	9	0
Crabtree	2	0	24	12.0	21	0
Huard	1	0	19	19.0	19	0
BRONCOS	27	13	357	13.2	72	1
OPPONENTS	61	—	718	11.8	—	—

KICKOFF RETURNS	No.	Yds.	Avg.	Long	TD
Little	35	942	26.9	60	0
Mitchell	8	164	20.5	32	0
Sellers	6	120	20.0	32	0
Wilson	4	106	26.5	37	0
Hayes	3	104	34.7	39	0
Lynch	1	27	27.0	27	0
Crabtree	1	26	26.0	26	0
Cassese	1	19	19.0	19	0
Beer	1	10	10.0	10	0
BRONCOS	60	1518	25.3	60	0
OPPONENTS	42	1046	24.9	—	1

1967 PRIMARY STARTERS

OFFENSE	DEFENSE
SE Crabtree, Eric	LE Mirich, Rex
LT Brunelli, Sam	LT Inman, Jerry
LG Goeddeke, George	RT Costa, Dave
C Kaminski, Larry	RE Jackson, Rich
RG Mattson, Pat	LLB Cunningham, Carl
RT Cichowski, Tom	MLB Huard, John
TE Beer, Tom	MLB Duranko, Pete
FL Denson, Al	RLB Myrtle, Chip
QB Tensi, Steve	RLB Richter, Frank
HB Little, Floyd	LC Sellers, Goldie
HB Mitchell, Charlie	RC Wilson, Nemiah
FB Hickey, Bo	FS Lentz, Jack
FB Hayes, Wendell	SS Jaquess, Pete
	SS Cassese, Tom

1967 COACHES

Lou Saban (Head Coach), Whitey Dovell (Offensive Line), Hunter Enis (Offensive Backfield), Stan Jones (Defensive Line), Dick MacPherson (Linebackers), Sam Rutigliano (Wide Receivers).

1967 LEADERS / RANKINGS

INDIVIDUAL	PLAYER	NO.	RANK	AFL LEADERNO.
Points	Denson	66	10	Blanda (OAK)	116
Rushing Yards	Little	381	13	Nance (BOS)	1216
Passing Yards	Tensi	1,915	8	Namath (NVJ)	4,007
Passer Rating	Tensi	54.8	7	Dawson (KC)	83.7
Receiving Yards	Denson	899	6	Maynard (NVJ)	1,434
Receptions	Crabtree/Denson	46	8t	Sauer (NVJ)	75
Interceptions	Sellers	7	5t	Three Players	10

OFFENSENO.	RANK	AFL LEADERNO.
Points Per Game	18.3	7	Oakland	33.4
Total Yards Per Game	210.5	9	New York Jets	368.0
Yards Per Play	3.5	9	San Diego	5.8
Rushing Yards Per Game	90.4	9	Houston	151.6
Net Passing Yards Per Game	120.1	8	New York Jets	274.6

DEFENSENO.	RANK	AFL LEADERNO.
Points Per Game	29.2	9	Houston	14.2
Total Yards Per Game	371.5	9	Oakland	235.3
Yards Per Play	5.6	8	Oakland	3.8
Rushing Yards Per Game	148.3	8	Oakland	80.6
Net Passing Yards Per Game	223.2	8	Buffalo	130.4

1967 KEY AWARDS

AFL All-Star Game (4): DT Dave Costa, WR Al Denson, C Larry Kaminski, CB Nemiah Wilson.

1967 AFL STANDINGS

AFL EAST	W	L	T	Pct	PF	PA
y-Houston	9	4	1	.692	258	199
New York Jets	8	5	1	.615	371	329
Buffalo	4	10	0	.286	237	285
Miami	4	10	0	.286	219	407
Boston	3	10	1	.231	280	389

AFL WEST	W	L	T	Pct	PF	PA
y-Oakland	13	1	0	.929	468	233
Kansas City	9	5	0	.643	408	254
San Diego	8	5	1	.615	360	352
Denver	3	11	0	.214	256	409

y - Division Title

AFL CHAMPIONSHIP

12/31 - at Oakland 40, Houston 7

1967 NFL STANDINGS

EAST-CAPITOL	W	L	T	Pct	PF	PA
y-Dallas	9	5	0	.643	342	268
Philadelphia	6	7	1	.462	351	409
Washington	5	6	3	.455	347	353

1966 FINAL STATISTICS (4-10)

Head Coach: Mac Speedie (2) / Ray Malavasi (12) AFL West: 4th Home Stadium: Bears Stadium

Date	W-L	Score	Opponent	Attendance	RUSHING	No.	Yds.	Avg.	Long	TD
Sept 3	L	7-45	at Houston	30,156	Hayes	105	417	4.0	56	1
Sept 18	L	10-24	Boston	25,337	Haynes	129	304	2.4	20	2
Sept 25	L	7-16	New York Jets	29,878	Mitchell	70	199	2.8	21	0
Oct 2	W	40-38	Houston	27,203	Scarpitto	4	110	27.5	63	1
Oct 8	L	10-37	at Kansas City	33,929	Lester	34	84	2.5	10	0
Oct 16	L	7-24	at Miami	23,393	Choboian	21	45	2.1	12	2
Oct 23	L	10-56	Kansas City	26,196	Slaughter	1	10	10.0	10	0
Oct 30	L	17-24	at San Diego	25,819	Kellogg	6	3	0.5	5	0
Nov 6	W	17-10	at Boston	18,154	McCormick	4	2	0.5	3	0
Nov 20	L	3-17	Oakland	26,703	Glacken	2	-1	-0.5	5	0
Nov 27	W	20-17	San Diego	24,860	BRONCOS	376	1173	3.1	63	6
Dec 4	W	17-7	Miami	32,592	OPPONENTS	441	2029	4.6	61	17
Dec 11	L	10-28	at Oakland	31,765	RECEIVING	No.	Yds.	Avg.	Long	TD
Dec 18	L	21-38	at Buffalo	40,538	Haynes	46	480	10.4	52	1

TEAM STATISTICS	Den	Opp
TOTAL FIRST DOWNS	171	251
Rushing	61	101
Passing	95	122
Penalty	14	28
TOTAL NET YARDS	3168	4544
Avg. Per Game	226.3	324.6
Total Plays	815	871
Avg. Per Play	3.9	5.2
NET YARDS RUSHING	1173	2029
Avg. Per Game	83.8	144.9
Total Rushes	376	441
Avg. Per Rush	3.1	4.6
NET YARDS PASSING	1995	2515
Avg. Per Game	142.5	179.6
Sacked/Yards Lost	37/356	33/304
Att./Completions	402/166	396/192
Completion Pct.	41.3	48.5
Had Intercepted	30	13
PUNTS/AVERAGE	77/45.2	60/42.7
Had Blocked	1	0
PUNT RETURNS	26/235	38/296
Avg. Per Return	9.0	7.8
KICKOFF RETURNS	58/1558	43/1000
Avg. Per Return	26.9	23.3
INTERCEPTIONS/RET.	13/109	30/545
PENALTIES/YARDS	66/773	75/571
FUMBLES/BALL LOST	36/17	35/18
TOUCHDOWNS	22	47
Rushing	6	17
Passing	12	26
Others	4	4
PAT (Kicking)	20/20	46/46
PAT (Passing)	1/2	1/1
PAT (Rushing)	0	0
FIELD GOALS	14/25	17/40

SCORING	TD	Ru	Pa	Rt	PAT	FG	S	PTS
Kroner	0	0	0	0	20/20	14/25	0	62
Scarpitto	5	1	4	0	0/0	0/0	0	32
Haynes	3	2	1	0	0/0	0/0	0	18
Denson	3	0	3	0	0/0	0/0	0	18
Mitchell	2	0	2	0	0/0	0/0	0	12
Sellers	2	0	0	2	0/0	0/0	0	12
Choboian	2	2	0	0	0/0	0/0	0	12
Taylor	1	0	1	0	0/0	0/0	0	6
Hayes	1	1	0	0	0/0	0/0	0	6
Bramlett	1	0	0	1	0/0	0/0	0	6
Lester	1	0	1	0	0/0	0/0	0	6
Wilson	1	0	0	1	0/0	0/0	0	6
BRONCOS	22	6	12	4	20/20	14/25	0	196
OPPONENTS	47	17	26	4	46/46	17/40	0	381

PASSING	Att.	Comp.	Yds.	Comp. %	Yd./Att.	TD	TD%	Int	Int%	LG	Rtg.
Choboian	163	82	1110	50.3	6.81	4	2.5	12	7.4	79	49.9
McCormick	193	68	993	35.2	5.15	6	3.1	15	7.8	64	30.9
Slaughter	25	7	124	28.0	4.96	1	4.0	0	0.0	67	61.1
Glacken	11	6	84	54.5	7.64	1	9.1	0	0.0	22	109.7
Rote	8	3	40	37.5	5.00	0	0.0	1	12.5	20	14.6
Haynes	2	0	0	0.0	0.00	0	0.0	2	100.0	0	0.0
BRONCOS	402	166	2351	41.3	5.85	12	3.0	30	7.5	79	39.7
OPPONENTS	396	192	2819	48.5	7.12	26	6.6	13	3.3	79	80.4

1966 PRIMARY STARTERS

OFFENSE	DEFENSE
SE Taylor, Lionel	LE Leetzow, Max
LT Breitenstein, Bob	LE La Rose, Don
LG Sturm, Jerry	LT Jacobs, Ray
C Kubala, Ray	RT Cox, Larry
C Kaminski, Larry	RT Keating, Bill
RG Gonzaga, John	RE Young, Bob
RG Homan, Jon	LLB Hopkins, Jerry
RT Burnet, Lee	LLB Jeter, Eugene
TE Denson, Al	MLB Matsos, Archie
FL Scarpitto, Bob	RLB Bramlett, John
QB McCormick, John	LC Brown, Willie
QB Choboian, Max	LC Sellers, Goldie
HB Haynes, Abner	RC Wilson, Nemiah
HB Mitchell, Charlie	LS Wright, Lonnie
FB Hayes, Wendell	RS Gonsoulin, Goose

1966 COACHES

Mac Speedie (Head Coach - First 2 Gms.), Dale Dodrill (Defensive Line), Ray Malavasi (Offensive Line / Head Coach - Final 12 Gms.), Marv Matuszak (Defensive Backfield), Bus Mertes (Offensive Backfield).

1966 LEADERS / RANKINGS

INDIVIDUAL	PLAYER	NO.	RANK	AFL LEADERNO.
Points	Kroner	62	12	Cappelletti (BOS)	119
Rushing Yards	Hayes	417	11	Nance (BOS)	1,458
Passing Yards	Choboian	1,110	9	Namath (NVJ)	3,379
Passer Rating	Choboian	49.9	9	Dawson (KC)	101.7
Receiving Yards	Denson	725	9	Alworth (SD)	1,383
Receptions	Haynes	46	11t	Alworth (SD)	73
Interceptions	Brown/Sellers	3	24t	Hunt/Robinson (KC)	10
AFL	OFFENSENO.	RANK	AFL LEADERNO.
Points Per Game		14.0	9	Kansas City	32.0
Total Yards Per Game		226.3	9	Kansas City	365.3
Yards Per Play		3.9	9	Kansas City	6.0
Rushing Yards Per Game		83.8	9	Kansas City	162.4
Net Passing Yards Per Game		142.5	9	New York Jets	247.4
AFL	DEFENSENO.	RANK	AFL LEADERNO.
Points Per Game		27.2	8	Buffalo	18.2
Total Yards Per Game		324.6	6	Oakland	279.3
Yards Per Play		5.2	7	Oakland	4.6
Rushing Yards Per Game		144.9	8	Buffalo	75.1
Net Passing Yards Per Game		179.6	3	Oakland	151.3

1966 KEY AWARDS

All-AFL (1): P Bob Scarpitto. AFL All-Star Game (4): LB John Bramlett, S Goose Gonsoulin, P Bob Scarpitto, G Jerry Sturm.

1966 AFL STANDINGS

AFL EAST	Team	W	L	T	Pct	PF	PA
y- Buffalo		9	4	1	.692	358	255
Boston		8	4	2	.667	315	283
New York Jets		6	6	2	.500	322	312
Houston		3	11	0	.214	335	396
Miami		3	11	0	.214	213	362

AFL WEST	Team	W	L	T	Pct	PF	PA
y- Kansas City		11	2	1	.846	448	276
Oakland		8	5	1	.615	315	288
San Diego		7	6	1	.538	335	284
Denver		4	10	0	.286	196	381

y - Division Title

AFL CHAMPIONSHIP

1/1 - Kansas City 31, at Buffalo 7

1966 NFL STANDINGS

NFL EAST	Team	W	L	T	Pct	PF	PA
y- Dallas		10	3	1	.769	445	239
Cleveland		9	5	0	.643	403	259
Philadelphia		9	5	0	.643	326	340
St. Louis		8	5	1	.615	264	265
Washington		7	7	0	.500	351	355
Pittsburgh		5	8	1	.385	316	347
Atlanta		3	11	0	.214	204	437
New York Giants		1	12	1	.077	263	501

NFL WEST	Team	W	L	T	Pct	PF	PA
y- Green Bay		12	2	0	.857	335	163
Baltimore		9	5	0	.643	314	226
Los Angeles		8	6	0	.571	289	212
San Francisco		6	6	2	.500	320	325
Chicago		5	7	2	.417	234	272
Detroit		4	9	1	.308	206	317
Minnesota		4	9	1	.308	292	304

y - Division Title

NFL CHAMPIONSHIP

1/1 - Green Bay 34, at Dallas 27

SUPER BOWL I (Los Angeles)

1/15 - Green Bay (NFL) 35, Kansas City (AFL) 10

1965 FINAL STATISTICS (4-10)

Head Coach: Mac Speedie AFL West: 4th Home Stadium: Bears Stadium

Date	W-L	Score	Opponent	Attendance	RUSHING	No.	Yds.	Avg.	Long	TD
Sept 11	L	31-34	at San Diego	27,022	Gilchrist	252	954	3.8	44	6
Sept 19	L	15-30	Buffalo	30,682	Hayes	130	526	4.1	43	5
Sept 24	W	27-10	at Boston	26,782	Haynes	41	166	4.1	47	3
Oct 3	W	16-13	New York Jets	34,988	Scarpitto	4	94	23.5	44	0
Oct 10	L	23-31	Kansas City	31,001	Slaughter	20	75	3.8	13	0
Oct 17	W	28-17	Houston	32,492	Barry	2	19	9.5	11	0
Oct 24	L	13-31	at Buffalo	45,046	Lee	2	1	0.5	2	0
Oct 31	L	10-45	at New York Jets	53,717	McCormick	1	-2	-2.0	-2	0
Nov 7	L	21-35	San Diego	33,073	Denson	1	-4	-4.0	-4	0
Nov 14	W	31-21	at Houston	28,126	BRONCOS	453	1829	4.0	47	14
Nov 21	L	20-28	Oakland	30,369	OPPONENTS	384	1337	3.5	41	24
Dec 5	L	13-24	at Oakland	19,023	RECEIVING	No.	Yds.	Avg.	Long	TD
Dec 12	L	20-28	Boston	27,207	Taylor	85	1131	13.3	63	6
Dec 19	L	35-45	at Kansas City	14,421	Scarpitto	32	585	18.3	90t	5
					Haynes	26	216	8.3	71	2
					Dixon	25	354	14.2	59	2
					Hayes	24	294	12.3	66	2
					Gilchrist	18	154	8.6	29	1
					Denson	9	102	11.3	20	0
					Barry	2	11	5.5	9	0
					McCullough	1	1	1.0	1	0
					BRONCOS	222	2848	12.8	90t	18
					OPPONENTS	202	3265	16.2	78	23

TEAM STATISTICS	Den	Opp
TOTAL FIRST DOWNS	255	244
Rushing	111	87
Passing	117	138
Penalty	27	19
TOTAL NET YARDS	4469	4297
Avg. Per Game	319.2	306.9
Total Plays	959	850
Avg. Per Play	4.7	5.1
NET YARDS RUSHING	1829	1337
Avg. Per Game	130.6	95.5
Total Rushes	453	384
Avg. Per Rush	4.0	3.5
NET YARDS PASSING	2640	2960
Avg. Per Game	188.6	211.4
Sacked/Yards Lost	24/208	26/305
Att./Completions	482/222	440/202
Completion Pct.	46.1	45.9
Had Intercepted	30	25
PUNTS/AVERAGE	68/42.3	73/45.8
PENALTIES/YARDS	69/750	86/836
FUMBLES/BALL LOST	29/16	27/14
TOUCHDOWNS	38	50
Rushing	14	24
Passing	18	23
Punt Returns	1	1
Pass Interceptions	3	2
Fumble Returns	2	0
Safety	0	0
PAT (Total)	34	50
Kicking	32/32	50/50
Running	1/2	0/0
Passing	1/4	0/0
FIELD GOALS	13/29	14/23

SCORING	TD	Ru	Pa	Rt	PAT	FG	S	PTS
Kroner	0	0	0	0	32/32	13/29	0	71
Hayes	7	5	2	0	0/0	0/0	0	44
Gilchrist	7	6	1	0	0/0	0/0	0	42
Haynes	6	3	2	1	0/0	0/0	0	36
Taylor	6	0	6	0	0/0	0/0	0	36
Scarpitto	5	0	5	0	0/0	0/0	0	30
Griffin	2	0	0	2	0/0	0/0	0	12
Bramlett	2	0	0	2	0/0	0/0	0	12
Dixon	2	0	2	0	0/0	0/0	0	12
Wilson	1	0	0	1	0/0	0/0	0	6
Gonsoulin	0	0	0	0	0/0	0/0	0	2
Slaughter	0	0	0	0	0/0	0/0	0	2
BRONCOS	38	14	18	6	32/32	13/29	0	303
OPPONENTS	50	24	23	3	50/50	14/23	0	392

PASSING	Att.	Comp.	Yds.	Comp.%	Yd./Att.	TD	TD%	Int	Int%	LG	Rtg.
McCormick	253	103	1292	40.7	5.11	7	2.8	14	5.5	90t	43.5
Slaughter	147	75	864	51.0	5.88	6	4.1	12	8.2	51	48.7
Lee	80	44	692	55.0	8.65	5	6.3	3	3.8	66	89.2
Haynes	1	0	0	0.0	0.00	0	0.0	0	0.0	—	39.6
Hayes	1	0	0	0.0	0.00	0	0.0	1	100.0	—	0.0
BRONCOS	482	222	2848	46.1	5.91	18	3.7	30	6.2	90t	51.6
OPPONENTS	440	202	3265	45.9	7.42	23	5.2	25	5.7	78	65.0

1965 PRIMARY STARTERS

OFFENSE	DEFENSE
SE Taylor, Lionel	LE Cooke, Ed
LT Breitenstein, Bob	LT Jacobs, Ray
LG Sturm, Jerry	RT Janerette, Charlie
LG Nomina, Tom	RE Leetow, Max
C Kubala, Ray	RE Moore, Leroy
RG McCullough, Bob	LLB Erlandson, Tom
RT Danenhauer, Elden	MLB Hopkins, Jerry
TE Dixon, Hewritt	MLB Cummings, Ed
TE Denson, Al	RLB Bramlett, John
FL Scarpitto, Bob	LC Brown, Willie
QB Slaughter, Mickey	LC McMillan, Jim
QB McCormick, John	RC McGeever, John
HB Haynes, Abner	LS Farr, Miller
HB Mitchell, Charlie	LS Griffin, John
FB Gilchrist, Cookie	RS Gonsoulin, Goose
FB Hayes, Wendell	

1965 COACHES

Mac Speedie (Head Coach), George Dickson (Defensive Backfield), Bus Mertes (Offensive Backfield), Red Miller (Offensive Line), Ray Malavasi (Defensive Line).

1965 LEADERS / RANKINGS

INDIVIDUAL	PLAYER	NO.	AFL RANK	AFL LEADERNO.
Points	Kroner	71	10	Cappelletti (BOS)132
Rushing Yards	Gilchrist	954	2	Lowe (SD)1,121
Passing Yards	McCormick	1,292	8	Hadi (SD)2,798
Passer Rating	McCormick	43.5	9	Dawson (KC)81.3
Receiving Yards	Taylor	1,131	3	Alworth (SD)1,602
Receptions	Taylor	85	1	Taylor (DEN)85
Interceptions	Gonsoulin	6	6t	Hicks (HOU)9
AFL RANK				
OFFENSENO.		AFL RANK	AFL LEADERNO.
Points Per Game21.6		4	San Diego24.3
Total Yards Per Game319.2		2	San Diego364.4
Yards Per Play4.7		4	Kansas City5.1
Rushing Yards Per Game130.6		2	San Diego142.7
Net Passing Yards Per Game188.6		3	San Diego221.6

DEFENSENO.		AFL RANK	AFL LEADERNO.
Points Per Game28.0		7	Buffalo16.1
Total Yards Per Game306.9		7	San Diego233.0
Yards Per Play5.1		7	San Diego4.0
Rushing Yards Per Game95.5		3	San Diego78.1
Net Passing Yards Per Game211.4		7	San Diego154.9

1965 KEY AWARDS

All-AFL (3): T Eldon Danenhauer, FB Cookie Gilchrist, WR Lionel Taylor.
AFL All-Star Game (2): T Eldon Danenhauer, FB Cookie Gilchrist.

1965 AFL STANDINGS

AFL EAST	W	L	T	Pct	PF	PA
y-Buffalo	10	3	1	.769	313	226
New York Jets	5	8	1	.385	285	303
Boston	4	8	2	.333	244	302
Houston	4	10	0	.286	298	429

AFL WEST	W	L	T	Pct	PF	PA
y-San Diego	9	2	3	.818	340	227
Oakland	8	5	1	.615	298	239
Kansas City	7	5	2	.583	322	285
Denver	4	10	0	.286	303	392

y - Division Title

AFL CHAMPIONSHIP

12/26 - Buffalo 23, at San Diego 0

1965 NFL STANDINGS

NFL EAST	W	L	T	Pct	PF	PA
y-Cleveland	11	3	0	.786	363	325
Dallas	7	7	0	.500	325	280
New York Giants	7	7	0	.500	270	338
Washington	6	8	0	.429	257	301
Philadelphia	5	9	0	.357	363	359
St. Louis	5	9	0	.357	296	309
Pittsburgh	2	12	0	.143	202	397

NFL WEST	W	L	T	Pct	PF	PA
x-Baltimore	10	3	1	.769	389	284
x-Green Bay	10	3	1	.769	316	224
Chicago	9	5	0	.643	409	275
San Francisco	7	6	1	.538	421	402
Minnesota	7	7	0	.500	383	403
Detroit	6	7	1	.462	257	295
Los Angeles	4	10	0	.286	269	328

x - Made Playoffs; y - Division Title

WESTERN CONFERENCE PLAYOFF GAME

12/26 - at Green Bay 13, Baltimore 10 (OT)

NFL CHAMPIONSHIP

1/2 - at Green Bay 23, Cleveland 12

1964 FINAL STATISTICS (2-11-1)

Head Coach: Jack Faulkner (4) / Mac Speedie (10) AFL West: 4th Home Stadium: Bears Stadium

Date	W-L	Score	Opponent	Attendance	RUSHING	No.	Yds.	Avg.	Long	TD
Sept 12	L	6-30	at New York Jets	45,665	Mitchell	177	590	3.3	33	5
Sept 20	L	13-30	at Buffalo	28,501	Joe	112	415	3.7	51	2
Sept 27	L	17-38	Houston	22,651	Lee	42	163	3.8	16	3
Oct 4	L	10-39	Boston	15,485	Slaughter	20	54	2.7	18	0
Oct 11	W	33-27	Kansas City	16,285	Mingo	6	26	4.3	9	0
Oct 18	L	14-42	at San Diego	23,332	Stone	12	26	2.2	5	0
Oct 25	L	7-40	at Oakland	17,858	Dixon	18	25	1.4	17	0
Nov 1	L	39-49	at Kansas City	15,053	Barry	3	7	2.3	11	0
Nov 8	L	20-31	San Diego	19,670	Scarpitto	1	5	5.0	5	0
Nov 15	W	20-16	New York Jets	11,309	BRONCOS	391	1311	3.4	51	10
Nov 20	L	7-12	at Boston	24,979	OPPONENTS	424	2064	4.9	58	21
Nov 29	T	20-20	Oakland	15,958	RECEIVING	No.	Yds.	Avg.	Long	TD
Dec 13	L	19-30	Buffalo	14,431	Taylor	76	873	11.5	57	7
Dec 20	L	15-34	at Houston	15,839	Dixon	38	585	15.4	62	1

TEAM STATISTICS

TEAM STATISTICS	Den	Opp
TOTAL FIRST DOWNS	207	271
Rushing	78	100
Passing	116	148
Penalty	13	23
TOTAL NET YARDS	3332	4970
Avg. Per Game	238.0	355.0
Total Plays	908	908
Avg. Per Play	3.7	5.5
NET YARDS RUSHING	1311	2064
Avg. Per Game	93.6	147.4
Total Rushes	391	424
Avg. Per Rush	3.4	4.9
NET YARDS PASSING	2021	2906
Avg. Per Game	144.4	207.6
Sacked/Yards Lost	61/520	44/447
Att./Completions	456/230	440/215
Completion Pct.	50.4	48.9
Had Intercepted	32	32
PUNTS/AVERAGE	83/43.4	59/41.4
PENALTIES/YARDS	76/774	63/573
FUMBLES/BALL LOST	27/8	40/21
TOUCHDOWNS	28	52
Rushing	10	21
Passing	14	29
Punt Returns	1	1
Pass Interceptions	1	1
Fumble Returns	2	0
Safety	1	4
PAT (Total)	25	52
Kicking	22/25	52/52
Running	1	0
Passing	2	0
FIELD GOALS	14/34	22/25

SCORING	TD	Ru	Pa	Rt	PAT	FG	S	PTS
Taylor	7	0	7	0	0/0	0/0	0	42
Mingo	0	0	0	0	9/10	8/12	0	33
Mitchell	6	5	1	0	0/0	0/0	0	36
Guesman	0	0	0	0	13/15	6/22	0	31
Scarpitto	4	0	4	0	0/0	0/0	0	24
Lee	3	3	0	0	0/0	0/0	0	18
Joe	2	2	0	0	0/0	0/0	0	14
Denson	1	0	1	0	0/0	0/0	0	8
Dixon	1	0	1	0	0/0	0/0	0	6
Barry	1	0	0	1	0/0	0/0	0	6
Cooke	1	0	0	1	0/0	0/0	0	6
Janik	1	0	0	1	0/0	0/0	0	6
McMillin	1	0	0	1	0/0	0/0	0	6
Slaughter	0	0	0	0	0/0	0/0	0	2
TEAM	0	0	0	0	0/0	0/0	1	2
BRONCOS	28	10	14	4	22/25	14/34	1	240
OPPONENTS	52	21	29	2	52/52	22/25	4	438

PASSING	Att.	Comp.	Yds.	Comp.%	Yd./Att.	TD	TD%	Int	Int%	LG	Rtg.
Lee	265	133	1611	50.2	6.08	11	4.2	20	7.5	82t	51.6
Slaughter	189	97	930	51.3	4.92	3	1.6	11	5.8	39	46.4
Mitchell	1	0	0	0.0	0.00	0	0.0	0	0.0	0	39.6
Taylor	1	0	0	0.0	0.00	0	0.0	1	100.0	0	0.0
BRONCOS	456	230	2541	50.4	5.57	14	3.1	32	7.0	82t	48.3
OPPONENTS	440	215	3353	48.9	7.62	29	6.6	32	7.3	66	66.2

1964 PRIMARY STARTERS

OFFENSE	DEFENSE
SE Taylor, Lionel	LE Jacobs, Ray
LT Olson, Harold	LT Guesman, Dick
LG Perkins, Jim	RT Janerette, Charlie
LG Nomina, Tom	RE Cooke, Ed
C Sturm, Jerry	RE Moore, Leroy
RG McCullough, Bob	LLB Hopkins, Jerry
RT Danenhauer, Eldon	LLB Erlandson, Tom
TE Dixon, Hewritt	MLB Matuszak, Marv
FL Scarpitto, Bob	RLB Fraser, Jim
FL Denson, Al	LC Brown, Willie
QB Lee, Jacky	RC West, Willie
QB Slaughter, Mickey	RC Griffin, John
HB Mitchell, Charley	LS McGeever, John
HB Haynes, Abner	RS Gonsoulin, Goose
FB Joe, Billy	

1964 COACHES

Jack Faulkner (Head Coach - First 4 Gms.), George Dickson (Defensive Backfield), Ray Malavasi (Defensive Line), Bill Meek (Offensive Backfield), Red Miller (Offensive Line), Mac Speedie (Offensive End / Head Coach - Final 10 Gms.).

1964 LEADERS / RANKINGS

INDIVIDUAL	PLAYER	NO.	AFL RANK	AFL LEADERNO.
Points	Taylor	42	20t	Cappelletti (BOS)	155
Rushing Yards	Mitchell	590	7	Gilchrist (BUF)	981
Passing Yards	Lee	1,611	8	Parilli (BOS)	3,465
Passer Rating	Lee	51.6	8	Dawson (KC)	89.9
Receiving Yards	Taylor	873	8	Hennigan (HOU)	1,546
Receptions	Taylor	76	2t	Hennigan (HOU)	101
Interceptions	Brown	9	3	Paulson (NYJ)	12

OFFENSENO.	AFL RANK	AFL LEADERNO.
Points Per Game	17.1	8	Buffalo	28.6
Total Yards Per Game	238.0	8	Buffalo	371.9
Yards Per Play	3.7	8	Buffalo	5.6
Rushing Yards Per Game	93.6	8	Buffalo	145.7
Net Passing Yards Per Game	144.4	8	Houston	251.9

DEFENSENO.	AFL RANK	AFL LEADERNO.
Points Per Game	31.3	8	Buffalo	17.3
Total Yards Per Game	355.0	7	Buffalo	277.0
Yards Per Play	5.5	7	San Diego	4.4
Rushing Yards Per Game	147.4	8	Buffalo	65.2
Net Passing Yards Per Game	207.6	3	San Diego	179.9

1964 KEY AWARDS

All-AFL (1): CB Willie Brown. AFL All-Star Game (4): CB Willie Brown, LB Jim Fraser, S Goose Gonsoulin, C Jerry Sturm.

1964 AFL STANDINGS

AFL EAST	Team	W	L	T	Pct	PF	PA
	y-Buffalo	12	2	0	.857	400	242
	Boston	10	3	1	.769	365	297
	New York Jets	5	8	1	.385	278	315
	Houston	4	10	0	.286	310	355

AFL WEST	Team	W	L	T	Pct	PF	PA
	y-San Diego	8	5	1	.615	341	300
	Kansas City	7	7	0	.500	366	306
	Oakland	5	7	2	.417	303	350
	Denver	2	11	1	.154	240	438

y - Division Title

AFL CHAMPIONSHIP

12/26 - at Buffalo 20, San Diego 7

1964 NFL STANDINGS

NFL EAST	Team	W	L	T	Pct	PF	PA
	y-Cleveland	10	3	1	.769	415	293
	St. Louis	9	3	2	.750	357	331
	Philadelphia	6	8	0	.429	312	313
	Washington	6	8	0	.429	307	305
	Dallas	5	8	1	.385	250	289
	Pittsburgh	5	9	0	.357	253	315
	New York Giants	2	10	2	.167	241	399

NFL WEST	Team	W	L	T	Pct	PF	PA
	y-Baltimore	12	2	0	.857	428	225
	Green Bay	8	5	1	.615	342	245
	Minnesota	8	5	1	.615	355	296
	Detroit	7	5	2	.583	280	260
	Los Angeles	5	7	2	.417	283	339
	Chicago	5	9	0	.357	260	379
	San Francisco	4	10	0	.286	236	330

y - Division Title

NFL CHAMPIONSHIP

12/27 - at Cleveland 27, Baltimore 0

1963 FINAL STATISTICS (2-11-1)

Head Coach: Jack Faulkner AFL West: 4th Home Stadium: Bears Stadium

Date	W-L	Score	Opponent	Attendance	RUSHING	No.	Yds.	Avg.	Long	TD
Sept 7	L	7-59	Kansas City	21,115	Joe	154	649	4.2	68	4
Sept 14	L	14-20	at Houston	23,147	Stone	96	382	4.0	39	2
Sept 29	W	14-10	Boston	18,636	Slaughter	32	124	3.9	19	1
Oct 6	W	50-34	San Diego	18,428	Mingo	23	105	4.6	18	0
Oct 13	L	24-33	Houston	24,087	Mingo	24	90	3.8	17	0
Oct 18	L	21-40	at Boston	25,418	Breaux	10	51	5.1	15	0
Oct 26	T	35-35	at New York Jets	20,377	Mitchell	23	45	2.0	7	0
Nov 3	L	28-30	Buffalo	19,424	Dickinson	5	31	6.2	13	0
Nov 9	L	17-27	at Buffalo	30,989	Gaiters	9	20	2.2	8	0
Nov 17	L	9-14	New York Jets	14,247	Walker	2	14	7.0	9	0
Nov 28	L	10-26	Oakland	14,763	Barnes	0	2	—	2	0
Dec 8	L	21-52	at Kansas City	17,443	McCormick	3	-5	-1.7	-2	0
Dec 15	L	31-35	at Oakland	15,223	TEAM	3	0	0.0	0	0
Dec 22	L	20-58	at San Diego	31,312	BRONCOS	384	1508	3.9	68	9
					OPPONENTS	420	1687	4.0	—	15

TEAM STATISTICS	Den	Opp
TOTAL FIRST DOWNS	230	254
Rushing	84	92
Passing	133	145
Penalty	13	17
TOTAL NET YARDS	3995	5081
Avg. Per Game	285.4	362.9
NET YARDS RUSHING	1508	1687
Avg. Per Game	107.7	120.5
Total Rushes	384	420
Avg. Per Rush	3.9	4.0
NET YARDS PASSING	2487	3394
Avg. Per Game	177.6	242.4
Sacked/Yards Lost	63/590	19/178
Att./Completions	453/217	408/204
Completion Pct.	47.9	50.0
Had Intercepted	28	15
PUNTS/AVERAGE	81/44.4	61/43.7
PENALTIES/YARDS	65/548	61/516
FUMBLES/BALL LOST	34/15	33/20
TOUCHDOWNS	36	61
Rushing	9	15
Passing	24	40
Kickoff Returns	1	1
Pass Interceptions	1	2
Fumble Returns	1	3
Safety	0	2
PAT (Total)	36	57
Kicking	35	55
Running	0	0
Passing	1	2
FIELD GOALS	16/30	15/32

Score By Periods	1	2	3	4	OT	Total
BRONCOS	40	96	64	101	—	301
OPPONENTS	121	113	127	112	—	473

SCORING	TD	Ru	Pa	Rt	PAT	FG	S	PTS
Mingo	0	0	0	0	35/35	16/30	0	83
Taylor	10	0	10	0	0/0	0/0	0	60
Joe	5	4	1	0	0/0	0/0	0	30
Scarpitto	5	0	5	0	0/0	0/0	0	30
Stone	4	2	2	0	0/0	0/0	0	24
Groman	3	0	3	0	0/0	0/0	0	18
Prebola	2	0	2	0	0/0	0/0	0	14
Dixon	2	2	0	0	0/0	0/0	0	12
Gonsoulin	1	0	0	1	0/0	0/0	0	6
Mitchell	1	0	0	1	0/0	0/0	0	6
McFadin	1	0	0	1	0/0	0/0	0	6
Slaughter	1	1	0	0	0/0	0/0	0	6
Gaiters	1	0	1	0	0/0	0/0	0	6
BRONCOS	36	9	24	3	35/35	16/30	0	301
OPPONENTS	61	15	40	6	55/56	15/32	2	473

PASSING	Att.	Comp.	Yds.	Comp. %	Yd./Att.	TD	TD%	Int	Int%	LG	Rtg.
Slaughter	223	112	1689	50.2	7.57	13	5.8	15	6.7	74	66.9
Breaux	138	70	935	50.7	6.78	7	5.1	6	4.3	71	71.4
McCormick	72	28	417	38.9	5.79	4	5.6	3	4.2	72	59.8
Tripucka	15	7	31	46.7	2.07	0	0.0	5	33.3	14	13.9
Stone	3	0	0	0.0	0.00	0	0.0	0	0.0	—	39.6
Taylor	1	0	0	0.0	0.00	0	0.0	0	0.0	—	39.6
Mingo	1	0	0	0.0	0.00	0	0.0	0	0.0	—	39.6
BRONCOS	453	217	3072	47.9	6.78	24	5.3	29	6.4	74	61.2
OPPONENTS	408	204	3572	50.0	8.75	40	9.8	15	3.7	—	97.6

1963 PRIMARY STARTERS

OFFENSE	DEFENSE
SE Taylor, Lionel	LE Jacobs, Ray
LT Olson, Harold	LE Nery, Ron
LT Perkins, Jim	LT McFadin, Bud
LG McCullough, Bob	RT Holz, Gordy
C Sturm, Jerry	RE Gavin, Chuck
RG Barnes, Ernie	LLB Nocera, John
RT Danenhauer, Eldon	LLB Erlandson, Tom
TE Prebola, Gene	MLB McDaniel, Wahoo
FL Scarpitto, Bob	RLB Fraser, Jim
FL Groman, Bill	LC McGeever, John
QB Slaughter, Mickey	LC Brown, Willie
QB Breaux, Don	RC Mitchell, Charlie
HB Stone, Don	LS Zeman, Bob
HB Dixon, Hewritt	RS Gonsoulin, Goose
FB Joe, Billy	

1963 COACHES

Jack Faulkner (Head Coach), Dale Dodrill (Defensive Line), Ed Hughes (Defensive Backfield), Red Miller (Offensive Line), Mac Speedie (Offensive End).

1963 LEADERS / RANKINGS

INDIVIDUAL	PLAYER	NO.	RANK	AFL LEADERNO.
Points	Mingo	83	5	Cappelletti (BOS)	113
Rushing Yards	Joe	646	7	Daniels (OAK)	1,099
Passing Yards	Slaughter	1,689	8	Blanda (HOU)	3,003
Passer Rating	Slaughter	66.9	5	Rote (SD)	86.7
Receiving Yards	Taylor	1,101	3	Powell (OAK)	1,304
Receptions	Taylor	78	1	Taylor (DEN)	78
Interceptions	Gonsoulin	6	6t	Glick (HOU)	12
AFL RANK				AFL LEADERNO.
Points Per Game		21.5	7	San Diego	28.5
Total Yards Per Game		285.4	7	San Diego	367.6
Rushing Yards Per Game		107.7	6	San Diego	157.4
Net Passing Yards Per Game		177.6	8	Houston	229.3

DEFENSENO.	RANK	AFL LEADERNO.
Points Per Game	33.8	8	San Diego	18.2
Total Yards Per Game	362.9	7	Boston	265.4
Rushing Yards Per Game	120.5	6	Boston	79.1
Net Passing Yards Per Game	242.4	8	San Diego	180.1

1963 KEY AWARDS

All-AFL (1): S Goose Gonsoulin. AFL All-Star Game (2): S Goose Gonsoulin, DT Bud McFadin. AFL Rookie of the Year (*The Sporting News*): FB Billy Joe.

1963 AFL STANDINGS

AFL EAST	W	L	T	Pct	PF	PA
x-Boston	7	6	1	.538	327	257
x-Buffalo	7	6	1	.538	304	291
Houston	6	8	0	.429	302	372
New York Jets	5	8	1	.385	249	399

AFL WEST	W	L	T	Pct	PF	PA
y-San Diego	11	3	0	.786	399	255
Oakland	10	4	0	.714	363	282
Kansas City	5	7	2	.417	347	263
Denver	2	11	1	.154	301	473

x - Made Playoffs; y - Division Title

EASTERN DIVISION PLAYOFF GAME

12/28 - Boston 26, at Buffalo 8

AFL CHAMPIONSHIP

1/5 - at San Diego 51, Boston 10

1963 NFL STANDINGS

NFL EAST	W	L	T	Pct	PF	PA
y-New York Giants	11	3	0	.786	448	280
Cleveland	10	4	0	.714	343	262
St. Louis	9	5	0	.643	341	283
Pittsburgh	7	4	3	.636	321	295
Dallas	4	10	0	.286	305	378
Washington	3	11	0	.214	279	398
Philadelphia	2	10	2	.167	242	381

NFL WEST	W	L	T	Pct	PF	PA
y-Chicago	11	1	2	.917	301	144
Green Bay	11	2	1	.846	369	206
Baltimore	8	6	0	.571	316	285
Detroit	5	8	1	.385	326	265
Minnesota	5	8	1	.385	309	390
Los Angeles	5	9	0	.357	210	350
San Francisco	2	12	0	.143	198	391

y - Division Title

NFL CHAMPIONSHIP

12/29 - at Chicago 14, New York Giants 10

1962 FINAL STATISTICS (7-7)

Head Coach: Jack Faulkner AFL West: 2nd Home Stadium: Bears Stadium

Date	W-L	Score	Opponent	Attendance	RUSHING	No.	Yds.	Avg.	Long	TD
Sept 7	W	30-21	San Diego	28,000	Stone	94	360	3.8	27	3
Sept 15	W	23-20	at Buffalo	30,577	Dickinson	73	247	3.4	42	0
Sept 21	L	16-41	at Boston	21,038	Mingo	54	287	5.3	82t	4
Sept 30	W	32-10	at N.Y. Titans	17,213	Frazier	39	168	4.3	35	2
Oct 5	W	44-7	Oakland	22,452	Olszewski	33	114	3.4	46	0
Oct 14	W	23-6	at Oakland	7,000	Stinnette	21	87	4.1	14	1
Oct 21	W	20-10	Houston	34,496	Shaw	4	10	2.5	9	1
Oct 28	L	38-45	Buffalo	26,051	Tripucka	2	-1	-0.5	1	1
Nov 4	W	23-20	at San Diego	20,827	Taylor	2	26	13.0	18	0
Nov 11	L	29-33	Boston	28,187	BRONCOS	322	1298	4.0	82	12
Nov 18	L	3-24	Dallas	23,523	OPPONENTS	439	1868	4.3	—	11
Nov 22	L	45-46	N.Y. Titans	15,776	RECEIVING	No.	Yds.	Avg.	Long	TD
Dec 2	L	17-34	at Houston	30,650	Taylor	77	908	11.8	45	4
Dec 9	L	10-17	at Dallas	19,137	Dickinson	60	554	9.2	33	4

TEAM STATISTICS	Den	Opp
TOTAL FIRST DOWNS	270	234
Rushing	72	88
Passing	177	131
Penalty	21	15
TOTAL NET YARDS	4702	4538
Avg. Per Game	335.9	324.1
NET YARDS RUSHING	1298	1868
Avg. Per Game	92.7	133.4
Total Rushes	322	439
Avg. Per Rush	4.0	4.3
NET YARDS PASSING	3404	2670
Avg. Per Game	243.1	190.7
Sacked/Yards Lost	30/335	25/224
Att./Completions	559/292	423/202
Completion Pct.	52.2	47.8
Had Intercepted	40	27
PUNTS/AVERAGE	60/42.9	65/41.9
PENALTIES/YARDS	64/613	76/678
FUMBLES/BALL LOST	28/14	34/19
TOUCHDOWNS	39	41
Rushing	12	11
Passing	21	24
Defense>Returns	6	6
PAT (Total)	32	54
Kicking	27	52
Passing	4	0
Running	2	2
FIELD GOALS	27/39	16/27

Score By Periods	1	2	3	4	OT	Total
BRONCOS	48	94	61	150	—	353
OPPONENTS	64	105	58	107	—	334

SCORING	TD	Ru	Pa	Rt	PAT	FG	S	PTS
Mingo	4	4	0	0	32/34	27/39	0	137
Scarpitto	6	0	6	0	0/0	0/0	0	36
Stone	5	3	2	0	0/0	0/0	0	30
Dickinson	4	0	4	0	0/0	0/0	0	24
Taylor	4	0	4	0	0/0	0/0	0	24
Frazier	3	2	1	0	0/0	0/0	0	18
Tarr	2	0	2	0	0/0	0/0	0	12
McMillin	2	0	0	2	0/0	0/0	0	12
Prebola	1	0	1	0	0/0	0/0	0	8
Tripucka	1	1	0	0	0/0	0/0	0	6
Shaw	1	1	0	0	0/0	0/0	0	6
Olszewski	1	0	1	0	0/0	0/0	0	6
Stinnette	1	1	0	0	0/0	0/0	0	6
Zeman	1	0	0	1	0/0	0/0	0	6
Gonsoulin	1	0	0	1	0/0	0/0	0	6
McGeever	1	0	0	1	0/0	0/0	0	6
McFadin	1	0	0	1	0/0	0/0	0	6
Fraser	0	0	0	0	2/2	0/0	0	2
BRONCOS	39	12	21	6	34/36	27/39	0	353
OPPONENTS	41	11	24	6	36/38	16/27	0	334

PASSING	Att.	Comp.	Yds.	Comp.%	Yd./Att.	TD	TD%	Int	Int%	LG	Rtg.
Tripucka	440	240	2917	54.5	6.63	17	3.9	25	5.7	96t	64.4
Shaw	110	49	783	44.5	7.12	4	3.6	14	12.7	97t	41.4
Mingo	2	1	18	50.0	9.00	0	0.0	1	50.0	18	41.7
Stone	3	1	13	33.3	4.33	0	0.0	0	0.0	13	47.9
Enis	2	1	8	50.0	4.00	0	0.0	0	0.0	8	60.4
Taylor	2	0	0	0.0	0.00	0	0.0	0	0.0	0	39.6
BRONCOS	559	292	3739	52.2	6.69	21	3.8	40	7.2	97t	56.2
OPPONENTS	423	202	2894	47.8	6.84	24	5.7	27	6.4	—	62.7

1962 PRIMARY STARTERS

OFFENSE	DEFENSE
LE Taylor, Lionel	DE Gavin, Chuck
LT Sturmn, Jerry	DT McFadin, Bud
LT Perkins, Jim	DT Lassiter, Ike
LG Adamson, Ken	DT Holt, Gordon
C Barton, Jim	DT Cash, John
RG McCullough, Bob	LLB Fraser, Jim
RT Danenhauer, Gene	MLB McDaniel, Wahoo
TE Prebola, Gene	LLB Roehnett, Bill
FL Scarpitto, Bob	LLB Stallcup, Jerry
FL Frazier, Al	LCB McGeever, John
QB Tripucka, Frank	RCB McMillin, Jim
QB Shaw, George	LS Zeman, Bob
HB Stone, Don	RS Gonsoulin, Goose
HB Mingo, Gene	
FB Dickinson, Bo	

1962 KEY AWARDS

All-AFL (4): T Eldon Danenhauer, S Goose Gonsoulin, DT Bud McFadin, S Bob Zeman. **AFL All-Star Game (8):** T Eldon Danenhauer, LB Jim Fraser, S Goose Gonsoulin, DT Bud McFadin, HB Gene Mingo, WR Lionel Taylor, QB Frank Tripucka, S Bob Zeman. **AP AFL Coach of the Year:** Jack Faulkner.

1962 AFL STANDINGS

AFL EAST	W	L	T	Pct	PF	PA
y-Houston	11	3	0	.786	387	270
Boston	9	4	1	.692	346	295
Buffalo	7	6	1	.538	309	272
New York Titans	5	9	0	.357	278	423

AFL WEST	W	L	T	Pct	PF	PA
y-Dallas Texans	11	3	0	.786	389	233
Denver	7	7	0	.500	353	334
San Diego	4	10	0	.286	314	392
Oakland	1	13	0	.071	213	370

y - Division Title

AFL CHAMPIONSHIP

12/23 - Dallas Texans 20, at Houston 17 (20T)

1962 NFL STANDINGS

NFL EAST	W	L	T	Pct	PF	PA
y-New York Giants	12	2	0	.857	398	283
Pittsburgh	9	5	0	.643	312	363
Cleveland	7	6	1	.538	291	257
Washington	5	7	2	.417	305	376
Dallas Cowboys	5	8	1	.385	398	402
St. Louis	4	9	1	.308	287	361
Philadelphia	3	10	1	.231	282	356

NFL WEST	W	L	T	Pct	PF	PA
y-Green Bay	13	1	0	.929	415	148
Detroit	11	3	0	.786	315	177
Chicago	9	5	0	.643	321	287
Baltimore	7	7	0	.500	293	288
San Francisco	6	8	0	.429	282	331
Minnesota	2	11	1	.154	254	410
Los Angeles	1	12	1	.077	220	334

y - Division Title

NFL CHAMPIONSHIP

12/30 - Green Bay 16, at New York Giants 7

1962 COACHES

Jack Faulkner (Head Coach), **Dale Dodrill** (Defensive Line), **Gary Glick** (Defensive Backfield), **Jim Martin** (Offensive Line), **Mac Speedie** (Offensive End).

1962 LEADERS / RANKINGS

INDIVIDUAL	PLAYER	NO.	AFL RANK	AFL LEADERNO.
Points	Mingo	137	1	Mingo (DEN)	137
Rushing Yards	Stone	360	15	Gilchrist (BUF)	1,096
Passing Yards	Tripucka	2,917	1	Tripucka (DEN)	2,917
Passer Rating	Tripucka	64.4	3	Dawson (DLT)	98.3
Receiving Yards	Taylor	908	3	Powell (NYT)	1,130
Receptions	Taylor	77	1	Taylor (DEN)	77
Interceptions	Gonsoulin	7	7t	Riley (NYT)	11

DEFENSENO.	AFL RANK	AFL LEADERNO.
Points Per Game	25.2	3	Dallas Texans	27.8
Total Yards Per Game	335.9	4	Houston	355.1
Rushing Yards Per Game	92.7	7	Buffalo	177.1
Net Passing Yards Per Game	243.1	1	Denver	243.1

1961 FINAL STATISTICS (3-11)

Head Coach: Frank Filchock AFL West: 3rd Home Stadium: Bears Stadium

Date	W-L	Score	Opponent	Attendance	RUSHING	No.	Yds.	Avg.	Long	TD
Sept 10	W	22-10	at Buffalo	16,636	Stone	127	505	4.0	34	4
Sept 16	L	17-45	at Boston	14,479	Bukaty	76	187	2.5	45	5
Sept 24	L	28-35	at N.Y. Titans	14,381	Ames	19	114	6.0	26	0
Oct 1	L	19-33	at Oakland	8,361	Frazier	23	110	4.8	43	1
Oct 8	L	12-19	Dallas	14,500	Herring	15	74	4.9	20	2
Oct 15	W	27-24	Oakland	11,129	Mingo	18	51	2.8	15	0
Oct 22	W	27-10	N.Y. Titans	12,508	Sturm	8	31	3.9	9	0
Oct 29	L	0-37	at San Diego	32,584	Carmichael	15	24	1.6	8	0
Nov 5	L	14-55	Houston	11,564	Traynham	6	12	2.0	8	0
Nov 12	L	16-19	San Diego	7,859	Stinnette	19	8	0.4	9	0
Nov 19	L	10-23	Buffalo	7,645	Allen	3	-4	-1.3	2	0
Nov 26	L	14-45	at Houston	27,874	Tripucka	4	-8	-2.0	0	0
Dec 3	L	24-28	Boston	9,303	TEAM	0	-13	-13.0	0	0
Dec 10	L	21-49	at Dallas	8,000	BRONCOS	333	1091	3.3	45	11
					OPPONENTS	435	1633	3.8	—	17

TEAM STATISTICS	Den	Opp
TOTAL FIRST DOWNS	219	233
Rushing	66	83
Passing	127	127
Penalty	26	23
TOTAL NET YARDS	3811	4418
Avg. Per Game	272.2	315.6
NET YARDS RUSHING	1091	1633
Avg. Per Game	77.9	116.6
Total Rushes	333	435
Avg. Per Rush	3.3	3.7
NET YARDS PASSING	2720	2785
Avg. Per Game	194.3	198.9
Sacked/Yards Lost	33/284	33/275
Att./Completions	568/265	433/194
Completion Pct.	46.7	44.8
Had Intercepted	45	26
PUNTS/AVERAGE	80/39.4	77/40.5
PENALTIES/YARDS	60/560	98/799
FUMBLES/BALL LOST	33/20	25/14
TOUCHDOWNS	32	56
Rushing	11	17
Passing	18	30
Defense>Returns	3	9
PAT (Total)	28	37
Kicking	27/27	36/38
Running	0/1	1/1
Passing	1/1	0/1
FIELD GOALS	8/25	13/26

Score By Periods	1	2	3	4	OT	Total
BRONCOS	52	34	37	128	—	251
OPPONENTS	75	143	95	119	—	432

SCORING	TD	Ru	Pa	Rt	PAT	FG	S	PTS
Frazier	8	1	6	1	0/0	0/0	0	50
Stone	8	4	4	—	0/0	0/0	0	48
Bukaty	5	5	0	—	0/0	0/1	32	
Mingo	2	0	2	—	11/11	3/10	0	32
Hill	0	0	0	—	16/16	5/15	0	31
Taylor	4	0	4	—	0/0	0/0	0	24
Herring	2	2	0	—	0/0	0/0	0	12
Prebola	1	0	1	—	0/0	0/0	0	8
Gavin	1	0	0	1	0/0	0/0	6	
Stinnette	1	0	1	—	0/0	0/0	6	
BRONCOS	32	11	18	3	27/27	8/25	1	251
OPPONENTS	56	17	30	9	52/52	13/26	0	432

PASSING	Att.	Comp.	Yds.	Comp.%	Yd./Att.	TD	TD%	Int	Int%	LG	Rtg.
Tripucka	344	167	1690	48.5	4.91	10	2.9	21	6.1	87t	47.3
Herring	211	93	1160	44.1	5.50	5	2.4	22	10.4	54	30.0
Mingo	8	4	136	50.0	17.0	2	25.0	0	0.0	52	135.4
Stone	2	1	18	50.0	9.0	1	50.0	0	0.0	18t	120.8
Taylor	2	0	0	0.0	0.00	0	0.0	1	50.0	0	0.0
Frazier	1	0	0	0.0	0.00	0	0.0	1	100.0	0	0.0
BRONCOS	568	265	3004	46.7	5.29	18	3.2	45	7.9	87t	40.6
OPPONENTS	433	194	3060	44.8	7.07	30	6.9	26	6.0	—	66.9

SACKS: Cash 7, Hauser 5.5, McFadin 5, Hudson 2, Stinnette 2, McDaniel 2, Konovsky 1, Gavin 1, Holz 0.5, Team 7, **TOTAL 33.0**

1961 PRIMARY STARTERS

OFFENSE	DEFENSE
LE Taylor, Lionel	LE Cash, John
LT Mattox, Jack	LT McFadin, Bud
LG Adamson, Ken	RT Holz, Gordon
C Nichols, Mike	RE Gavin, Chuck
C Barton, Jim	LLB Hudson, Bob
RG Larpenter, Carl	MLB McDaniel, Wahoo
RT Danenhauer, Eldon	RLB Roehneit, Bill
TE Prebola, Gene	RLB Stalcup, Jerry
FL Frazier, Al	LC McNamara, Bob
QB Tripucka, Frank	RC McMillan, Jim
QB Herring, George	LS Nugent, Phil
HB Stone, Don	RS Gonsoulin, Goose
FB Bukaty, Fred	

1961 COACHES

Frank Filchock (Head Coach), Ken Carpenter (Assistant), Dale Dodrill (Line)

1961 LEADERS / RANKINGS

INDIVIDUAL	PLAYER	NO.	AFL RANK	AFL LEADERNO.
Points	Frazier	50	13	Cappelletti (BOS)	147
Rushing Yards	Stone	505	6	Cannon (HOU)	948
Passing Yards	Tripucka	1,690	6	Blanda (HOU)	3,330
Passer Rating	Tripucka	47.3	8	Blanda (HOU)	91.3
Receiving Yards	Taylor	1,176	2	Hennigan (HOU)	1,746
Receptions	Taylor	100	1	Taylor (DEN)	100
Interceptions	Nugent	7	6t	Atkins (BUF)	10

OFFENSE	NO.	AFL RANK	AFL LEADERNO.
Points Per Game	47.9	7	Houston	36.6
Total Yards Per Game	272.2	7	Houston	449.1
Rushing Yards Per Game	77.9	8	Dallas Texans	155.9
Net Passing Yards Per Game	194.3	3	Houston	313.7

DEFENSE	NO.	AFL RANK	AFL LEADERNO.
Points Per Game	30.9	7	San Diego	15.6
Total Yards Per Game	315.6	6	San Diego	265.7
Rushing Yards Per Game	116.6	5	Boston	74.4
Net Passing Yards Per Game	198.9	5	San Diego	168.8

1961 KEY AWARDS

All-AFL (2): DT Bud McFadin, WR Lionel Taylor. AFL All-Star Game (4): G Ken Adamson, S Goose Gonsoulin, DT Bud McFadin, HB Don Stone.

1961 AFL STANDINGS

AFL EAST	W	L	T	Pct	PF	PA
y-Houston	10	3	1	.769	513	242
Boston	9	4	1	.692	413	313
New York Titans	7	7	0	.500	301	390
Buffalo	6	8	0	.429	294	342

AFL WEST	W	L	T	Pct	PF	PA
y-San Diego	12	2	0	.857	396	219
Dallas Texans	6	8	0	.429	334	343
Denver	3	11	0	.214	251	432
Oakland	2	12	0	.143	237	458

y - Division Title

AFL CHAMPIONSHIP

12/24 - Houston 10, at San Diego 3

1961 NFL STANDINGS

NFL EAST	W	L	T	Pct	PF	PA
y-New York Giants	10	3	1	.769	368	220
Philadelphia	10	4	0	.714	361	297
Cleveland	8	5	1	.615	319	270
St. Louis	7	7	0	.500	279	267
Pittsburgh	6	8	0	.429	295	287
Dallas Cowboys	4	9	1	.308	236	380
Washington	1	12	1	.077	174	392

NFL WEST	W	L	T	Pct	PF	PA
y-Green Bay	11	3	0	.786	391	223
Detroit	8	5	1	.615	270	258
Baltimore	8	6	0	.571	302	307
Chicago	8	6	0	.571	326	302
San Francisco	7	6	1	.538	346	272
Los Angeles	4	10	0	.286	263	333
Minnesota	3	11	0	.214	285	407

y - Division Title

NFL CHAMPIONSHIP

12/31 - at Green Bay 37, New York Giants 0

1960 FINAL STATISTICS (4-9-1)

Head Coach: Frank Filchock AFL West: 4th Home Stadium: Bears Stadium

Date	W-L	Score	Opponent	Attendance	RUSHING	No.	Yds.	Avg.	Long	TD
Sept 9	W	13-10	at Boston	21,597	Rolle	130	501	3.9	57	2
Sept 18	W	27-21	at Buffalo	15,229	Mingo	83	323	3.9	39	4
Sept 23	L	24-28	at N.Y. Titans	20,462	Bell	43	238	5.5	68	0
Oct 2	W	31-14	Oakland	18,372	Carmichael	41	211	5.1	47	2
Oct 16	L	19-23	L.A. Chargers	19,141	Stransky	28	78	2.8	16	0
Oct 23	W	31-24	Boston	12,683	Wegert	5	37	7.4	32	0
Oct 30	L	14-17	Dallas Texans	13,002	Carpenter	4	13	3.3	9	0
Nov 6	L	25-45	Houston	14,489	McNamara	17	33	1.9	7	1
Nov 13	L	7-34	at Dallas Texans	21,000	Brodnax	15	18	1.2	7	0
Nov 20	L	10-20	at Houston	20,778	Allen	30	18	0.6	4	1
Nov 27	T	38-38	Buffalo	7,785	Taylor	2	-6	-3.0	—	0
Dec 4	L	27-30	N.Y. Titans	5,861	Herring	5	-46	-9.2	—	0
Dec 10	L	33-41	at L.A. Chargers	9,928	Tripucka	37	-226	-6.1	—	0
Dec 16	L	10-48	at Oakland	7,000	BRONCOS	440	1195	2.7	68	10
					OPPONENTS	541	2145	4.0	—	23

TEAM STATISTICS

	Den	Opp
TOTAL FIRST DOWNS	248	254
Rushing	84	112
Passing	141	123
Penalty	23	19
TOTAL NET YARDS	4442	5132
Avg. Per Game	317.3	366.6
NET YARDS RUSHING	1195	2145
Avg. Per Game	85.4	153.2
Total Rushes	440	541
NET YARDS PASSING	3247	2987
Avg. Per Game	231.9	213.4
Att./Completions	508/259	387/189
Completion Pct.	51.0	48.7
Had Intercepted	35	27
PUNTS/AVERAGE	70/37.3	67/39.0
PENALTIES/YARDS	54/501	62/633
FUMBLES/BALL LOST	32/17	26/17
TOUCHDOWNS	37	49
Rushing	10	19
Passing	24	25
Defense>Returns	3	5

Score By Periods

	1	2	3	4	OT	Total
BRONCOS	42	93	86	88	—	309
OPPONENTS	96	108	90	99	—	393

SCORING

	TD	Ru	Pa	Rt	PAT	FG	S	PTS
Mingo	6	4	1	1	33/36	18/28	0	123
Taylor	12	0	12	0	0/0	0/0	0	72
Carmichael	7	2	5	0	0/0	0/0	0	42
Rolle	3	2	1	0	0/0	0/0	0	18
McNamara	2	1	1	0	0/0	0/0	0	12
Allen	1	1	0	0	0/0	0/0	0	6
Brodnax	1	0	1	0	0/0	0/0	0	6
Carpenter	1	0	1	0	0/0	0/0	0	6
Greer	1	0	1	0	0/0	0/0	0	6
Pyeatt	1	0	0	1	0/0	0/0	0	6
Yelverton	1	0	0	1	0/0	0/0	0	6
Jessup	1	0	1	0	0/0	0/0	0	6
BRONCOS	37	10	24	3	33/36	18/28	0	309
OPPONENTS	49	19	25	5	44/47	17/27	0	393

SACKS: Yelverton 6, Day 2, King 2, McFadin 1.5, Hatley 1.5, Gavin 1, Nichols 1, Davis 1, Young 0.5, Team 7, **TOTAL 23.5**

PASSING	Att.	Comp.	Yds.	Comp.%	Yd./Att.	TD	TD%	Int	Int%	LG	Rtg.
Tripucka	478	248	3038	51.9	6.36	24	5.0	34	7.1	80	58.9
Herring	22	9	137	40.9	6.23	0	0.0	1	4.5	21	43.2
Mingo	7	1	46	14.3	6.57	0	0.0	0	0.0	46	54.5
Carmichael	1	1	26	100.0	26.00	0	0.0	0	0.0	26	118.8
BRONCOS	508	259	3247	51.0	6.39	24	4.7	35	6.9	80	58.2
OPPONENTS	387	189	2987	48.8	7.72	25	6.5	27	7.0	—	67.4

1960 PRIMARY STARTERS

OFFENSE	DEFENSE
LE Taylor, Lionel	LE Young, Joe
LE Greer, Jim	LE King, Don
LT Holz, Gordon	LT McFadin, Bud
LT Larpenner, Carl	RT Hatley, John
LG Adamson, Ken	RE Gavin, Chuck
C Nichols, Mike	RE Yelverton, Bill
RG Smith, Willie	LLB Mangum, Pete
RT Danenhauer, Eldon	LLB Hudson, Bob
RE Jessup, Bill	MLB Brown, Hardy
RE Epperson, Pat	MLB Kutchtta, Frank
FL McNamara, Bob	RLB Day, Albert
FL Carpenter, Ken	LC Bernardi, Frank
QB Tripucka, Frank	LC McNamara, Bob
HB Bell, Henry	RC Pyeatt, John
HB Mingo, Gene	LS Romine, Al
FB Rolle, Dave	RS Gonsoulin, Goose

1960 COACHES

Frank Filchock (Head Coach), Jim Cason (Backfield), Dale Dodrill (Line).

1960 LEADERS / RANKINGS

INDIVIDUAL	PLAYER	NO.	AFL RANK	AFL LEADERNO.
Points	Mingo	123	1	Mingo (DEN)	123
Rushing Yards	Rolle	501	8	Haynes (DLT)	875
Passing Yards	Tripucka	3,038	1	Tripucka (DEN)	3,038
Passer Rating	Tripucka	58.9	7	Flores (OAK)	71.8
Receiving Yards	Taylor	1,235	3	Groman (HOU)	1,473
Receptions	Taylor	92	1	Taylor (DEN)	92
Interceptions	Gonsoulin	11	1	Gonsoulin (DEN)	11
AFL RANK					
OFFENSENO.	RANK	AFL LEADERNO.	
Points Per Game	22.1	6	New York Titans	27.3	
Total Yards Per Game	317.3	6	Houston	352.6	
Rushing Yards Per Game	85.4	8	Dallas Texans	129.6	
Net Passing Yards Per Game	231.9	3	Houston	240.8	
AFL RANK					
DEFENSENO.	RANK	AFL LEADERNO.	
Points Per Game	28.1	7	Dallas Texans	18.1	
Total Yards Per Game	366.6	8	Buffalo	275.3	
Rushing Yards Per Game	153.2	8	Dallas Texans	70.0	
Net Passing Yards Per Game	213.4	5	Buffalo	175.8	

1960 KEY AWARDS

All-AFL (3): S Goose Gonsoulin, DT Bud McFadin, WR Lionel Taylor.

1960 AFL STANDINGS

AFL EAST

Team	W	L	T	Pct	PF	PA
y-Houston	10	4	0	.714	379	285
New York Titans	7	7	0	.500	382	399
Buffalo	5	8	1	.385	296	303
Boston	5	9	0	.357	286	349

AFL WEST

Team	W	L	T	Pct	PF	PA
y-L.A. Chargers	10	4	0	.714	373	336
Dallas Texans	8	6	0	.571	362	253
Oakland	6	8	0	.429	319	388
Denver	4	9	1	.308	309	393

y - Division Title

AFL CHAMPIONSHIP

1/1 - at Houston 24, L.A. Chargers 16

1960 NFL STANDINGS

NFL EAST

Team	W	L	T	Pct	PF	PA
y-Philadelphia	10	2	0	.833	321	246
Cleveland	8	3	1	.727	362	217
New York Giants	6	4	2	.600	271	261
St. Louis	6	5	1	.545	288	230
Pittsburgh	5	6	1	.455	240	275
Washington	1	9	2	.100	178	309

NFL WEST

Team	W	L	T	Pct	PF	PA
y-Green Bay	8	4	0	.667	332	209
Detroit	7	5	0	.583	239	212
San Francisco	7	5	0	.583	208	205
Baltimore	6	6	0	.500	288	234
Chicago	5	6	1	.455	194	299
L.A. Rams	4	7	1	.364	265	297
Dallas Cowboys	0	11	1	.000	177	369

y - Division Title

NFL CHAMPIONSHIP

12/26 - at Philadelphia 17, Green Bay 13

DENVER BRONCOS STARTERS, 1960-2008

Listed below are the usual starters, by position, for the Denver Broncos on a season-by-season basis from 1960-2008. A player must have been the starter for the majority of the games that season to be designated as the starter. If the number of starting assignments at a position were virtually equal, two players have been listed with the player who had the greater playing time listed first. The term "Ret" is used to designate a player who was a kick return specialist.

1960		1961		1962		1963	
OFFENSE		OFFENSE		OFFENSE		OFFENSE	
LE 87 Lionel Taylor	LE 87 Lionel Taylor	LE 87 Lionel Taylor	LE 87 Lionel Taylor	LE 87 Lionel Taylor	LE 87 Lionel Taylor	LE 87 Lionel Taylor	LE 87 Lionel Taylor
85 Jim Greer	85 Jim Greer	85 Jim Greer	85 Jim Greer	85 Jim Greer	85 Jim Greer	85 Jim Greer	85 Jim Greer
LT 74 Gordon Holz	LT 77 Jack Mattox	LT 72 Jerry Sturm	LT 72 Jerry Sturm	LT 72 Jerry Sturm	LT 72 Jerry Sturm	LT 72 Jerry Sturm	LT 72 Jerry Sturm
77 Carl Larpenter	77 Carl Larpenter	71 Jim Perkins	71 Jim Perkins	71 Jim Perkins	71 Jim Perkins	71 Jim Perkins	71 Jim Perkins
LG 60 Ken Adamson	LG 60 Ken Adamson	LG 60 Ken Adamson	LG 60 Ken Adamson	LG 60 Ken Adamson	LG 60 Ken Adamson	LG 60 Ken Adamson	LG 60 Ken Adamson
C 51 Mike Nichols	C 51 Mike Nichols	C 52 Jim Barton	C 52 Jim Barton	C 52 Jim Barton	C 52 Jim Barton	C 52 Jim Barton	C 52 Jim Barton
RG 71 Willie Smith	RG 77 Carl Larpenter	RG 67 Bob McCullough	RG 67 Bob McCullough	RG 67 Bob McCullough	RG 67 Bob McCullough	RG 67 Bob McCullough	RG 67 Bob McCullough
RT 75 Eldon Danenhauer	RT 75 Eldon Danenhauer	RT 75 Eldon Danenhauer	RT 75 Eldon Danenhauer	RT 75 Eldon Danenhauer	RT 75 Eldon Danenhauer	RT 75 Eldon Danenhauer	RT 75 Eldon Danenhauer
RE 81 Bill Jessup	TE 88 Gene Prebola	TE 88 Gene Prebola	TE 88 Gene Prebola	TE 88 Gene Prebola	TE 88 Gene Prebola	TE 88 Gene Prebola	TE 88 Gene Prebola
88 Pat Epperson	FL 42 Al Frazier (Ret)	FL 82 Bob Scarpitto	FL 82 Bob Scarpitto	FL 82 Bob Scarpitto	FL 82 Bob Scarpitto	FL 82 Bob Scarpitto	FL 82 Bob Scarpitto
FL 41 Bob McNamara	QB 18 Frank Tripucka	QB 18 Frank Tripucka	QB 18 Frank Tripucka	QB 18 Frank Tripucka	QB 18 Frank Tripucka	QB 18 Frank Tripucka	QB 18 Frank Tripucka
81 Ken Carpenter	81 Ken Carpenter	16 George Herring	16 George Herring	16 George Herring	16 George Herring	16 George Herring	16 George Herring
QB 18 Frank Tripucka	HB 34 Don Stone	HB 34 Don Stone	HB 34 Don Stone	HB 34 Don Stone	HB 34 Don Stone	HB 34 Don Stone	HB 34 Don Stone
HB 20 Henry Bell	21 Gene Mingo	21 Gene Mingo	21 Gene Mingo	21 Gene Mingo	21 Gene Mingo	21 Gene Mingo	21 Gene Mingo
21 Gene Mingo	FB 35 Dave Rolle	FB 35 Dave Rolle	FB 35 Dave Rolle	FB 35 Dave Rolle	FB 35 Dave Rolle	FB 35 Dave Rolle	FB 35 Dave Rolle
FB 35 Dave Rolle	P 16 George Herring	P 16 George Herring	P 16 George Herring	P 16 George Herring	P 16 George Herring	P 16 George Herring	P 16 George Herring
PK 21 Gene Mingo	PK 21 G. Mingo/84 J. Hill	PK 21 Gene Mingo	PK 21 Gene Mingo	PK 21 Gene Mingo	PK 21 Gene Mingo	PK 21 Gene Mingo	PK 21 Gene Mingo
Ret 40 Al Carmichael							
DEFENSE		DEFENSE		DEFENSE		DEFENSE	
LE 65 Joe Young	LE 66 John Cash	DE 61 Chuck Gavin	DE 61 Chuck Gavin	DE 61 Chuck Gavin	DE 61 Chuck Gavin	DE 61 Chuck Gavin	DE 61 Chuck Gavin
70 Don King	70 Don King	70 Don King	70 Don King	70 Don King	70 Don King	70 Don King	70 Don King
LT 64 Bud McFadin	LT 64 Bud McFadin	DT 64 Bud McFadin	DT 64 Bud McFadin	DT 64 Bud McFadin	DT 64 Bud McFadin	DT 64 Bud McFadin	DT 64 Bud McFadin
		73 Ike Lassiter	73 Ike Lassiter	73 Ike Lassiter	73 Ike Lassiter	73 Ike Lassiter	73 Ike Lassiter
RT 67 John Hatley	RT 74 Gordon Holz	DT 74 Gordon Holz	DT 74 Gordon Holz	DT 74 Gordon Holz	DT 74 Gordon Holz	DT 74 Gordon Holz	DT 74 Gordon Holz
61 Chuck Gavin	RE 61 Chuck Gavin	RE 61 Chuck Gavin	RE 61 Chuck Gavin	RE 61 Chuck Gavin	RE 61 Chuck Gavin	RE 61 Chuck Gavin	RE 61 Chuck Gavin
76 Bill Ysiverton	LLB 53 Bob Hudson	LLB 55 Jim Fraser	LLB 55 Jim Fraser	LLB 55 Jim Fraser	LLB 55 Jim Fraser	LLB 55 Jim Fraser	LLB 55 Jim Fraser
33 Pete Mangum	33 Pete Mangum	33 Pete Mangum	33 Pete Mangum	33 Pete Mangum	33 Pete Mangum	33 Pete Mangum	33 Pete Mangum
53 Bob Hudson	MLB 34 Hardy Brown	MLB 55 Wahoo McDaniel	MLB 55 Wahoo McDaniel	MLB 55 Wahoo McDaniel	MLB 55 Wahoo McDaniel	MLB 55 Wahoo McDaniel	MLB 55 Wahoo McDaniel
MLB 34 Hardy Brown	52 Frank Kutchta	52 Frank Kutchta	52 Frank Kutchta	52 Frank Kutchta	52 Frank Kutchta	52 Frank Kutchta	52 Frank Kutchta
52 Frank Kutchta	RLB 84 Albert Day	RLB 68 Bill Roehnelt	RLB 68 Bill Roehnelt	RLB 68 Bill Roehnelt	RLB 68 Bill Roehnelt	RLB 68 Bill Roehnelt	RLB 68 Bill Roehnelt
RLB 84 Albert Day	LC 43 Frank Bernardi	LC 43 Frank Bernardi	LC 43 Frank Bernardi	LC 43 Frank Bernardi	LC 43 Frank Bernardi	LC 43 Frank Bernardi	LC 43 Frank Bernardi
LC 43 Frank Bernardi	41 Bob McNamara	41 Bob McNamara	41 Bob McNamara	41 Bob McNamara	41 Bob McNamara	41 Bob McNamara	41 Bob McNamara
41 Bob McNamara	RC 83 John Pyeatt	RC 45 Jim McMillan	RC 45 Jim McMillan	RC 45 Jim McMillan	RC 45 Jim McMillan	RC 45 Jim McMillan	RC 45 Jim McMillan
RC 83 John Pyeatt	LS 42 Al Romine	LS 46 Bob Zeman	LS 46 Bob Zeman	LS 46 Bob Zeman	LS 46 Bob Zeman	LS 46 Bob Zeman	LS 46 Bob Zeman
LS 42 Al Romine	RS 23 Goose Gonsoulin	RS 23 Goose Gonsoulin	RS 23 Goose Gonsoulin	RS 23 Goose Gonsoulin	RS 23 Goose Gonsoulin	RS 23 Goose Gonsoulin	RS 23 Goose Gonsoulin
RS 23 Goose Gonsoulin							

1968		1969		1970	
OFFENSE		OFFENSE		OFFENSE	
SE 88 Al Denson	SE 88 Al Denson	SE 88 Al Denson	SE 88 Al Denson	SE 88 Al Denson	SE 88 Al Denson
42 Billy Van Heusen	42 Billy Van Heusen	42 Mike Haffner	42 Mike Haffner	42 Bill Van Heusen	42 Bill Van Heusen
LT 72 Sam Brunelli	LT 72 Sam Brunelli	LT 72 Sam Brunelli	LT 72 Sam Brunelli	LT 72 Sam Brunelli	LT 72 Sam Brunelli
LG 67 George Goeddeke	LG 67 George Goeddeke	LG 67 George Goeddeke	LG 67 George Goeddeke	LG 67 George Goeddeke	LG 67 George Goeddeke
C 59 Larry Kaminski	C 59 Larry Kaminski	C 59 Larry Kaminski	C 59 Larry Kaminski	C 59 Larry Kaminski	C 59 Larry Kaminski
RG 60 Bob Young	RG 60 Bob Young	RG 60 Bob Young	RG 60 Bob Young	RG 60 Bob Young	RG 60 Bob Young
64 Jon Homan	64 Jon Homan	64 Jon Homan	64 Jon Homan	64 Jon Homan	64 Jon Homan
RT 74 Mike Current	RT 74 Mike Current	RT 74 Mike Current	RT 74 Mike Current	RT 74 Mike Current	RT 74 Mike Current
TE 85 Tom Beer	TE 85 Tom Beer	TE 85 Tom Beer	TE 85 Tom Beer	TE 85 Tom Beer	TE 85 Tom Beer
WR 41 Eric Crabtree	WR 41 Eric Crabtree	WR 89 John Embree	WR 89 John Embree	WR 84 Mike Haffner	WR 84 Mike Haffner
80 Jimmy Jones	80 Jimmy Jones	13 Steve Tensi	13 Steve Tensi	14 Peter Liske	14 Peter Liske
QB 15 Marlin Briscoe	QB 15 Marlin Briscoe	14 Peter Liske	14 Peter Liske	14 Peter Liske	14 Peter Liske
13 Steve Tensi	13 Steve Tensi	44 Floyd Little	44 Floyd Little	44 Floyd Little	44 Floyd Little
HB 44 Floyd Little (Ret)	HB 44 Floyd Little (Ret)	26 Frank Quayle	26 Frank Quayle	11 Bobby Anderson (Ret)	11 Bobby Anderson (Ret)
22 Fran Lynch	22 Fran Lynch	39 Tom Smiley	39 Tom Smiley	33 Willis Crenshaw	33 Willis Crenshaw
FB 32 Garrett Ford	FB 32 Garrett Ford	42 Bill Van Heusen	42 Bill Van Heusen	35 Clem Turner	35 Clem Turner
40 Brendan McCarthy	40 Brendan McCarthy	P 42 Billy Van Heusen	P 42 Billy Van Heusen	P 42 Bill Van Heusen	P 42 Bill Van Heusen
P 42 Billy Van Heusen	P 42 Billy Van Heusen	34 Gus Hollomon	34 Gus Hollomon	3 Bob Howfield	3 Bob Howfield
PK 3 Bobby Howfield	PK 3 Bobby Howfield	Ret 29 Wendy Williams	Ret 29 Wendy Williams	PK 3 Bob Howfield	PK 3 Bob Howfield
DEFENSE		DEFENSE		DEFENSE	
LE 55 Pete Duranko	LE 55 Pete Duranko	LE 87 Rich Jackson	LE 87 Rich Jackson	LE 87 Rich Jackson	LE 87 Rich Jackson
70 Paul Smith	70 Paul Smith	70 Paul Smith	70 Paul Smith	70 Paul Smith	70 Paul Smith
LT 62 Jerry Inman	LT 62 Jerry Inman	62 Jerry Inman	62 Jerry Inman	62 Jerry Inman	62 Jerry Inman
75 Rex Mirich	75 Rex Mirich	63 Dave Costa	63 Dave Costa	63 Dave Costa	63 Dave Costa
RE 63 Dave Costa	RE 63 Dave Costa	RE 55 Pete Duranko	RE 55 Pete Duranko	RE 55 Pete Duranko	RE 55 Pete Duranko
87 Richard Jackson	87 Richard Jackson	LLB 50 Carl Cunningham	LLB 50 Carl Cunningham	LLB 50 Carl Cunningham	LLB 50 Carl Cunningham
LLB 50 Carl Cunningham	LLB 50 Carl Cunningham	57 John Huard	57 John Huard	57 John Huard	57 John Huard
MLB 57 John Huard	MLB 57 John Huard	54 Chip Myrtle	54 Chip Myrtle	54 Chip Myrtle	54 Chip Myrtle
RLB 52 Fred Forsberg	RLB 52 Fred Forsberg	40 Grady Cavness	40 Grady Cavness	28 Cornell Gordon	28 Cornell Gordon
54 Chip Myrtle	54 Chip Myrtle	36 Billy Thompson (Ret)	36 Billy Thompson (Ret)	36 Billy Thompson (Ret)	36 Billy Thompson (Ret)
LC 20 Charlie Greer	LC 20 Charlie Greer	FS 43 Pete Jaquess	FS 43 Pete Jaquess	FS 43 Pete Jaquess	FS 43 Pete Jaquess
RC 23 Drake Garrett	RC 23 Drake Garrett	41 George Burrell	41 George Burrell	47 Paul Martha	47 Paul Martha
FS 28 Jack Lentz	FS 28 Jack Lentz	SS 20 Charles Greer	SS 20 Charles Greer	20 Charles Greer	20 Charles Greer
SS 43 Pete Jaquess	SS 43 Pete Jaquess				
34 Gus Hollomon	34 Gus Hollomon				

1971		1972		1973	
OFFENSE		OFFENSE		OFFENSE	
SE 42 Bill Van Heusen	SE 42 Bill Van Heusen	WR 84 Rod Sherman	WR 84 Rod Sherman	WR 25 Haven Moses	WR 25 Haven Moses
80 Jerry Simmons	80 Jerry Simmons	25 Haven Moses	25 Haven Moses	78 Marv Montgomery	78 Marv Montgomery
LT 75 Roger Shoals	LT 75 Roger Shoals	LT 78 Marv Montgomery	LT 78 Marv Montgomery	68 Larron Jackson	68 Larron Jackson
LG 68 Larron Jackson	LG 68 Larron Jackson	LG 64 Mike Schnitker	LG 64 Mike Schnitker	64 Mike Schnitker	64 Mike Schnitker
C 59 Larry Kaminski	C 59 Larry Kaminski	C 50 Bobby Maples	C 50 Bobby Maples	59 Larry Kaminski	59 Larry Kaminski
67 George Goeddeke	67 George Goeddeke	59 Larry Kaminski	59 Larry Kaminski	61 Tom Lyons	61 Tom Lyons
RG 64 Mike Schnitker	RG 64 Mike Schnitker	64 Mike Schnitker	64 Mike Schnitker	61 Tom Lyons	61 Tom Lyons
61 Tom Lyons	61 Tom Lyons	74 Mike Current	74 Mike Current	74 Mike Current	74 Mike Current
RT 74 Mike Current	RT 74 Mike Current	TE 81 Billy Masters	TE 81 Billy Masters	88 Riley Odoms	88 Riley Odoms
TE 81 Billy Masters	TE 81 Billy Masters	88 Riley Odoms	88 Riley Odoms	84 Gene Washington	84 Gene Washington
WR 40 Jack Gehrke	WR 40 Jack Gehrke	WR 80 Jerry Simmons	WR 80 Jerry Simmons	80 Jerry Simmons	80 Jerry Simmons
82 Dwight Harrison	82 Dwight Harrison	64 Mike Schnitker	64 Mike Schnitker	12 Charley Johnson	12 Charley Johnson
QB 10 Steve Ramsey	QB 10 Steve Ramsey	61 Tom Lyons	61 Tom Lyons	10 Steve Ramsey	10 Steve Ramsey
13 Don Horn	13 Don Horn	74 Mike Current	74 Mike Current	44 Floyd Little	44 Floyd Little
HB 44 Floyd Little (Ret)	HB 44 Floyd Little (Ret)	TE 81 Billy Masters	TE 81 Billy Masters	22 Fran Lynch	22 Fran Lynch
27 Charlie Mitchell	27 Charlie Mitchell	88 Riley Odoms	88 Riley Odoms	22 Fran Lynch	22 Fran Lynch
FB 31 Bo Hickey	FB 31 Bo Hickey	WR 80 Jerry Simmons	WR 80 Jerry Simmons	11 Bobby Anderson	11 Bobby Anderson
33 Wendell Hayes	33 Wendell Hayes	QB 12 Charley Johnson	QB 12 Charley Johnson	33 Joe Dawkins (Ret)	33 Joe Dawkins (Ret)
P 82 Bob Scarpitto	P 82 Bob Scarpitto	10 Steve Ramsey	10 Steve Ramsey	11 Bobby Anderson	11 Bobby Anderson
2 Bob Humphreys	2 Bob Humphreys	HB 44 Floyd Little	HB 44 Floyd Little	P 42 Bill Van Heusen	P 42 Bill Van Heusen
PK 2 Bob Humphreys	PK 2 Bob Humphreys	22 Fran Lynch	22 Fran Lynch	PK 15 Jim Turner	PK 15 Jim Turner
DEFENSE		DEFENSE		DEFENSE	
LE 75 Rex Mirich	LE 75 Rex Mirich	RE 77 Lyle Alzado	RE 77 Lyle Alzado	RE 77 Lyle Alzado	RE 77 Lyle Alzado
62 Jerry Inman	62 Jerry Inman	76 Tom Dornes	76 Tom Dornes	79 Barney Chavous	79 Barney Chavous
LT 63 Larry Cox	LT 63 Larry Cox	LT 70 Paul Smith	LT 70 Paul Smith	70 Paul Smith	70 Paul Smith
63 Bill Keating	63 Bill Keating	LE 55 Pete Duranko	LE 55 Pete Duranko	55 Pete Duranko	55 Pete Duranko
RE 87 Richard Jackson	RE 87 Richard Jackson	RLB 54 Chip Myrtle	RLB 54 Chip Myrtle	56 Ray May	56 Ray May
LLB 50 Carl Cunningham	LLB 50 Carl Cunningham	54 Tom Graham	54 Tom Graham	58 Tom Graham	58 Tom Graham
50 Carl Cunningham	50 Carl Cunningham	52 Fred Forsberg	52 Fred Forsberg	56 Dan Parish	56 Dan Parish
MLB 57 John Huard	MLB 57 John Huard	RC 36 Billy Thompson	RC 36 Billy Thompson	26 Calvin Jones	26 Calvin Jones
55 Pete Duranko	55 Pete Duranko	LC 41 Leroy Mitchell	LC 41 Leroy Mitchell	41 Leroy Mitchell	41 Leroy Mitchell
RLB 54 Chip Myrtle	RLB 54 Chip Myrtle	WS 23 Steve Preece	WS 23 Steve Preece	20 Charles Greer	20 Charles Greer
58 Frank Richter	58 Frank Richter	SS 20 Charles Greer	SS 20 Charles Greer	36 Billy Thompson (Ret)	36 Billy Thompson (Ret)
LC 21 Willie Brown	LC 21 Willie Brown				
21 Goldie Sellers (Ret)	21 Goldie Sellers (Ret)				
RC 48 Nemiah Wilson	RC 48 Nemiah Wilson				
FS 28 Jack Lentz	FS 28 Jack Lentz				
SS 43 Pete Jaquess	SS 43 Pete Jaquess				
45 Tom Cassese	45 Tom Cassese				

1974

OFFENSE

WR 25 Haven Moses
42 Bill Van Heusen
LT 71 Claudie Minor

LG 68 Larron Jackson
61 Tom Lyons
C 50 Bobby Maples

RG 60 Paul Howard

RT 74 Mike Current

TE 88 Riley Odoms
82 Billy Masters
WR 80 Jerry Simmons

QB 12 Charley Johnson
10 Steve Ramsey
HB 24 Otis Armstrong (Ret)
44 Floyd Little
FB 32 Jon Keyworth

P 42 Bill Van Heusen
PK 15 Jim Turner

DEFENSE

RE 77 Lyle Alzado
RT 55 Pete Duranko

LT 63 John Grant
75 Ed Smith
LE 79 Barney Chavous
MLB 66 Jim O'Malley
56 Ray May
52 Randy Gradishar
LLB 45 Bill Lasky
57 Tom Jackson
RC 26 Calvin Jones
LC 46 John Rowser

WS 20 Charles Greer
48 John Pitts
SS 36 Billy Thompson (Ret)

1977

OFFENSE

WR 82 Jack Dolbin
80 Rick Upchurch (Ret)
LT 74 Andy Maurer
75 Bill Bain
LG 62 Tom Glassic
C 52 Mike Montler
RG 60 Paul Howard
RT 71 Claudie Minor

TE 88 Riley Odoms

WR 25 Haven Moses
QB 7 Craig Morton

HB 24 Otis Armstrong
41 Rob Lytle
FB 32 Jon Keyworth
35 Lonnie Perrin
P 10 Bucky Dilts

PK 15 Jim Turner

DEFENSE

LE 79 Barney Chavous
NT 68 Ruben Carter
63 John Grant
RE 77 Lyle Alzado
LOLB 51 Bob Swenson
LILB 59 Joe Rizzo

RILB 52 Randy Gradishar
ROLB 57 Tom Jackson
LC 20 Louis Wright
RC 43 Steve Foley

WS 29 Bernard Jackson
SS 36 Billy Thompson

1975

OFFENSE

WR 80 Rick Upchurch (Ret)
42 Bill Van Heusen
LT 71 Claudie Minor

LG 61 Tom Lyons

C 50 Bobby Maples

RG 60 Paul Howard

RT 74 Mike Current
78 Marv Montgomery
TE 88 Riley Odoms

WR 25 Haven Moses
82 Jack Dolbin
QB 10 Steve Ramsey
12 Charlie Johnson
HB 44 Floyd Little (Ret)
24 Otis Armstrong
32 Jon Keyworth
22 Fran Lynch
P 42 Bill Van Heusen
PK 15 Jim Turner

DEFENSE

LE 79 Barney Chavous
LT 63 John Grant
68 Ruben Carter
RT 70 Paul Smith

RE 77 Lyle Alzado
LLB 57 Tom Jackson
MLB 52 Randy Gradishar

RILB 59 Joe Rizzo
51 Bob Swenson
LC 20 Louis Wright
RC 26 Calvin Jones
48 Earlie Thomas
WS 46 John Rowser

SS 36 Billy Thompson

1978

OFFENSE

WR 82 Jack Dolbin
80 Rick Upchurch (Ret)
LT 71 Claudie Minor

LG 62 Tom Glassic
C 64 Bill Bryan
RG 60 Paul Howard
RT 76 Tom Neville
65 Glenn Hyde
TE 88 Riley Odoms
85 Ron Egloff

WR 25 Haven Moses
QB 7 Craig Morton
14 Norris Weese
HB 24 Otis Armstrong
35 Lonnie Perrin (Ret)
FB 32 Jon Keyworth
35 Larry Canada
P 10 Bucky Dilts

PK 15 Jim Turner

DEFENSE

LE 79 Barney Chavous
NT 68 Ruben Carter

RE 77 Lyle Alzado
LO 51 Bob Swenson
LI 59 Joe Rizzo

RI 53 Randy Gradishar
RO 57 Tom Jackson
LC 20 Louis Wright
RC 43 Steve Foley

WS 29 Bernard Jackson
SS 36 Billy Thompson

1976

OFFENSE

WR 80 Rick Upchurch (Ret)
82 Jack Dolbin
LT 75 Bill Bain

LG 62 Tom Glassic
C 50 Bobby Maples
RG 61 Tom Lyons
RT 71 Claudie Minor

TE 88 Riley Odoms

WR 25 Haven Moses
QB 10 Steve Ramsey

HB 24 Otis Armstrong
35 Lonnie Perrin (Ret)
FB 32 Jon Keyworth
33 Jim Kiick
P 42 Bill Van Heusen
14 Norris Weese
PK 15 Jim Turner

DEFENSE

LE 79 Barney Chavous
NT 63 John Grant
68 Ruben Carter
RE 70 Paul Smith
LOLB 51 Bob Swenson
LILB 59 Joe Rizzo

MILB 52 Randy Gradishar
ROLB 57 Tom Jackson
LC 20 Louis Wright
RC 26 Calvin Jones
43 Steve Foley
WS 46 John Rowser

SS 36 Billy Thompson

1979

OFFENSE

WR 80 Rick Upchurch (Ret)

LT 71 Claudie Minor

LG 62 Tom Glassic
C 64 Bill Bryan
RG 60 Paul Howard
RT 70 Dave Studdard

TE 88 Riley Odoms

WR 25 Haven Moses
QB 7 Craig Morton
14 Norris Weese
HB 24 Otis Armstrong
41 Rob Lytle
FB 30 Jim Jensen
32 Jon Keyworth
P 11 Luke Prestridge

PK 15 Jim Turner

DEFENSE

LE 79 Barney Chavous
NT 68 Ruben Carter

RE 66 Brison Manor
LO 51 Bob Swenson
LI 59 Joe Rizzo
58 Rob Nairne
RI 53 Randy Gradishar
RO 57 Tom Jackson
LC 20 Louis Wright
RC 43 Steve Foley

WS 29 Bernard Jackson
40 Charlie West
SS 36 Billy Thompson

1980

OFFENSE

WR 80 Rick Upchurch (Ret)
LT 71 Claudie Minor
LG 62 Tom Glassic

C 64 Bill Bryan
RG 60 Paul Howard

RT 70 Dave Studdard
TE 88 Riley Odoms

WR 25 Haven Moses

QB 7 Craig Morton
17 Matt Robinson
HB 24 Otis Armstrong
46 Dave Preston
FB 30 Jim Jensen
32 Jon Keyworth
P 11 Luke Prestridge
PK 19 Fred Steinfort
KR 82 Larry Brunson

DEFENSE

LE 79 Barney Chavous
NT 68 Ruben Carter

RE 66 Brison Manor
73 Rulon Jones
LO 58 Rob Nairne
LI 56 Larry Evans
RI 53 Randy Gradishar
RO 57 Tom Jackson
LC 20 Louis Wright

RC 22 Aaron Kyle
45 Perry Smith
WS 43 Steve Foley

SS 36 Billy Thompson

1983

OFFENSE

WR 80 Rick Upchurch
LT 70 Dave Studdard
LG 62 Tom Glassic
54 Keith Bishop
C 64 Bill Bryan
RG 60 Paul Howard

RT 76 Ken Lanier
TE 85 Ron Egloff
87 Jim Wright
WR 81 Steve Watson

QB 17 Steve DeBerg
7 John Elway
HB 23 Sammy Winder
47 Gerald Willhite
FB 34 Nathan Poole
46 Dave Preston
P 11 Luke Prestridge
PK 3 Rich Karlis
Ret 82 Zack Thomas

DEFENSE

LE 79 Barney Chavous
NT 68 Ruben Carter

RE 75 Rulon Jones
66 Brison Manor
LO 50 Jim Ryan
LI 53 Randy Gradishar
RI 58 Steve Busick
RO 57 Tom Jackson
LC 20 Louis Wright

RC 31 Mike Harden
45 Steve Wilson (Ret)
WS 43 Steve Foley

SS 49 Dennis Smith

1981

OFFENSE

WR 80 Rick Upchurch
LT 71 Claudie Minor
LG 62 Tom Glassic

C 64 Bill Bryan
RG 60 Paul Howard

RT 70 Dave Studdard
TE 88 Riley Odoms
85 Ron Egloff
WR 81 Steve Watson
25 Haven Moses
QB 7 Craig Morton
17 Steve DeBerg
HB 46 Dave Preston
32 Tony Reed
FB 24 Rick Parros
35 Larry Canada
P 11 Luke Prestridge
PK 19 Fred Steinfort
Ret 83 Wade Manning

DEFENSE

LE 79 Barney Chavous
NT 68 Ruben Carter

RE 75 Rulon Jones

LO 51 Bob Swenson
LI 56 Larry Evans
RI 52 Randy Gradishar
RO 57 Tom Jackson
LC 20 Louis Wright
45 Perry Smith
RC 22 Aaron Kyle

WS 43 Steve Foley
31 Mike Harden (Ret)
SS 36 Billy Thompson

1984

OFFENSE

WR 86 Butch Johnson
84 Clint Sampson
LT 70 Dave Studdard
LG 54 Keith Bishop
C 64 Bill Bryan

RG 60 Paul Howard

RT 76 Ken Lanier
TE 88 Clarence Kay
87 Jim Wright
WR 81 Steve Watson

QB 7 John Elway
8 Gary Kubiak
RB 47 Gerald Willhite (Ret)
33 Gene Lang (Ret)
RB 23 Sammy Winder
24 Rick Parros
P 1 Chris Norman

PK 3 Rich Karlis
Ret 82 Zack Thomas

DEFENSE

LE 79 Barney Chavous
MG 68 Ruben Carter
RE 75 Rulon Jones
LO 52 Jim Ryan
52 Ken Woodard
LI 55 Rick Dennison

RI 58 Steve Busick
RO 57 Tom Jackson

RC 20 Louis Wright
LC 31 Mike Harden
FS 43 Steve Foley
SS 49 Dennis Smith

1982

OFFENSE

WR 80 Rick Upchurch (Ret)
LT 71 Claudie Minor
LG 62 Tom Glassic

C 64 Bill Bryan
RG 70 Dave Studdard
60 Paul Howard
RT 76 Ken Lanier
TE 88 Riley Odoms
87 Jim Wright
WR 81 Steve Watson

QB 17 Steve DeBerg

HB 47 Gerald Willhite
23 Sammy Winder
FB 24 Rick Parros
46 Dave Preston
P 11 Luke Prestridge
PK 3 Rich Karlis
Ret 83 Wade Manning

DEFENSE

LE 79 Barney Chavous
NT 68 Ruben Carter
72 Don Latimer
RE 75 Rulon Jones

LO 50 Jim Ryan
LI 56 Larry Evans
RI 53 Randy Gradishar
RO 57 Tom Jackson
LC 20 Louis Wright

RC 22 Aaron Kyle
45 Steve Wilson
WS 31 Mike Harden
43 Steve Foley
SS 49 Dennis Smith

1985

OFFENSE

WR 86 Butch Johnson
82 Vance Johnson (Ret)
LT 70 Dave Studdard
LG 54 Keith Bishop
C 64 Bill Bryan

RG 60 Paul Howard

RT 76 Ken Lanier
TE 88 Clarence Kay
87 Jim Wright
WR 81 Steve Watson
84 Clint Sampson
QB 7 John Elway

RB 23 Sammy Winder
33 Gene Lang
RB 30 Steve Sewell
47 Gerald Willhite (Ret)
P 1 Chris Norman

PK 3 Rich Karlis

DEFENSE

LE 79 Barney Chavous
MG 68 Ruben Carter
RE 75 Rulon Jones
LO 50 Jim Ryan

LI 77 Karl Mecklenburg
55 Rick Dennison
RI 58 Steve Busick
RO 57 Tom Jackson
52 Ken Woodard
RC 20 Louis Wright
LC 31 Mike Harden
FS 43 Steve Foley
SS 49 Dennis Smith

1986

OFFENSE

WR 82 Vance Johnson
80 Mark Jackson
LT 70 Dave Studdard
LG 54 Keith Bishop
C 64 Bill Bryan
RG 60 Paul Howard
RT 76 Ken Lanier
TE 88 Clarence Kay
89 Orson Mobley
WR 81 Steve Watson
84 Clint Sampson
QB 7 John Elway

RB 23 Sammy Winder
30 Steve Sewell
RB 47 Gerald Willhite (Ret)
33 Gene Lang
P 1 Chris Norman
PK 3 Jack Weil
Ret 35 Rich Karlis
Ken Bell

DEFENSE

LE 61 Andre Townsend
MG 71 Greg Kragen
RE 75 Rulon Jones
LO 50 Jim Ryan
LI 77 Karl Mecklenburg

RI 98 Ricky Hunley
RO 57 Tom Jackson
RC 20 Louis Wright
LC 31 Mike Harden
FS 43 Steve Foley
SS 49 Dennis Smith

1987

OFFENSE

WR 82 Vance Johnson
80 Mark Jackson
LT 70 Dave Studdard
LG 54 Keith Bishop
C 64 Bill Bryan
68 Larry Lee
RG 62 Mike Freeman
79 Stephan Humphries
RT 76 Ken Lanier
TE 88 Clarence Kay
89 Orson Mobley
WR 84 Ricky Nattiel
85 Rick Massie
QB 7 John Elway
12 Ken Karcher
HB 23 Sammy Winder
47 Gerald Willhite
FB 33 Gene Lang
46 Bobby Micho
P 2 Mike Horan

PK 3 Rich Karlis
Ret 27 Kevin Clark
35 Ken Bell

DEFENSE

LE 61 Andre Townsend
NT 71 Greg Kragen
RE 75 Rulon Jones
LO 73 Simon Fletcher
LI 77 Karl Mecklenburg

RI 98 Ricky Hunley
RO 50 Jim Ryan
LC 36 Mark Haynes
RC 31 Mike Harden
WS 22 Tony Lilly
SS 49 Jeremiah Castile
48 Randy Robbins

1988

OFFENSE

WR 82 Vance Johnson
84 Ricky Nattiel (Ret)
LT 70 Dave Studdard
60 Gerald Perry
LG 54 Keith Bishop
C 64 Bill Bryan
RG 72 Keith Kartz
RT 76 Ken Lanier
TE 88 Clarence Kay
89 Orson Mobley
WR 80 Mark Jackson

QB 7 John Elway
8 Gary Kubiak
HB 33 Tony Dorsett
47 Gerald Willhite
FB 23 Sammy Winder
30 Steve Sewell
P 2 Mike Horan
PK 3 Rich Karlis
Ret 35 Ken Bell

DEFENSE

LE 65 Walt Bowyer
90 Freddie Gilbert
NT 71 Greg Kragen
RE 61 Andre Townsend
LO 73 Simon Fletcher
LI 77 Karl Mecklenburg
97 Bruce Klosterman
RI 55 Rick Dennison
RO 50 Jim Ryan
56 Michael Brooks
LC 36 Mark Haynes
RC 28 Jeremiah Castile
45 Steve Wilson
WS 31 Mike Harden
SS 49 Dennis Smith

1992

OFFENSE

WR 82 Vance Johnson
86 Arthur Marshall (Ret)
LT 68 Russell Freeman
LG 62 Jeff Davidson
C 72 Keith Kartz
RG 67 Doug Widell
RT 76 Ken Lanier
TE 84 Shannon Sharpe
89 Reggie Johnson
WR 80 Mark Jackson
85 Derek Russell
QB 7 John Elway
8 Tommy Maddox
HB 28 Gaston Green
20 Greg Lewis
FB 38 Reggie Rivers
P 2 Mike Horan
PK 9 Ruben Rodriguez
Ret 22 David Treadwell
Alton Montgomery

DEFENSE

LE 70 Brian Sochia
99 Shane Dronett
NT 71 Greg Kragen
RE 96 Kenny Walker
LO 51 Mike Croel
LI 77 Karl Mecklenburg
RI 56 Michael Brooks
RO 73 Simon Fletcher
LC 34 Tyrone Braxton
RC 24 Wymon Henderson
FS 27 Steve Atwater
SS 49 Dennis Smith

1993

OFFENSE

WR 82 Vance Johnson
86 Arthur Marshall
LT 65 Gary Zimmerman
LG 79 Dave Widell
C 72 Keith Kartz
RG 75 Brian Habib
RT 68 Russell Freeman
TE 84 Shannon Sharpe
89 Reggie Johnson
WR 85 Derek Russell (Ret)

QB 7 John Elway
RB 33 Rod Bernstine
P 16 Tom Rouen
PK 1 Jason Elam
Ret 22 Glyn Milburn

DEFENSE

LE 90 Dan Williams
NT 71 Greg Kragen
RE 99 Harald Dronett
LOLB 51 Mike Croel
LILB 77 Karl Mecklenburg
RILB 57 Dave Wyman
ROLB 73 Simon Fletcher
LCB 34 Tyrone Braxton
RCB 29 Charles Dimry
FS 27 Steve Atwater
SS 49 Dennis Smith

1994

OFFENSE

WR 83 Anthony Miller
LT 65 Gary Zimmerman
LG 64 Jon Melander
C 79 Dave Widell
RG 75 Brian Habib
RT 76 Kirk Scraftford
68 Russell Freeman
TE 84 Shannon Sharpe
WR 85 Derek Russell
QB 7 John Elway
RB 42 Leonard Russell
RB 22 Glyn Milburn

P 16 Tom Rouen
PK 1 Jason Elam
Ret 22 Glyn Milburn

DEFENSE

LE 99 Shane Dronett
LT 98 Ted Washington
RT 96 Harald Hasselbach
90 Dan Williams
RE 73 Simon Fletcher
LLB 51 Mike Croel
MLB 77 Karl Mecklenburg
RLB 58 Elijah Alexander
LCB 26 Ben Smith
RCB 39 Ray Crockett
FS 49 Dennis Smith
SS 27 Steve Atwater

1989

OFFENSE

WR 82 Vance Johnson (Ret)
83 Michael Young
LT 60 Gerald Perry
LG 54 Keith Bishop
67 Doug Widell
C 72 Keith Kartz
RG 66 Jim Juriga
RT 76 Ken Lanier
TE 88 Clarence Kay
89 Orson Mobley
WR 80 Mark Jackson
30 Steve Sewell
QB 7 John Elway
8 Gary Kubiak
HB 26 Bobby Humphrey
23 Sammy Winder
FB 40 Jeff Alexander
32 Melvin Bratton
P 2 Mike Horan
PK 9 David Treadwell
Ret 35 Ken Bell

DEFENSE

LE 92 Alphonso Carreker
NT 71 Greg Kragen
RE 61 Andre Townsend
91 Warren Powers
LO 73 Simon Fletcher
LI 77 Karl Mecklenburg
RI 55 Rick Dennison
RO 56 Michael Brooks
LC 34 Tyrone Braxton
RC 24 Wymon Henderson
WS 27 Steve Atwater
SS 49 Dennis Smith

1990

OFFENSE

WR 82 Vance Johnson
84 Ricky Nattiel
LT 60 Gerald Perry
69 Darrell Hamilton
LG 67 Doug Widell
C 72 Keith Kartz
RG 66 Jim Juriga
RT 76 Ken Lanier
TE 88 Clarence Kay
WR 80 Mark Jackson
83 Michael Young
QB 7 John Elway
HB 26 Bobby Humphrey
30 Steve Sewell
FB 23 Sammy Winder
32 Melvin Bratton
P 2 Mike Horan
PK 9 David Treadwell
Ret 20 Kevin Clark

DEFENSE

LE 91 Warren Powers
NT 71 Greg Kragen
RE 90 Ron Holmes
94 Jim Szymanski
LO 73 Simon Fletcher
LI 77 Karl Mecklenburg
RI 51 Marc Munford
59 Tim Lucas
RO 56 Michael Brooks
LC 48 Randy Robbins
22 Alton Montgomery (Ret)
RC 24 Wymon Henderson
FS 27 Steve Atwater
SS 49 Dennis Smith

1991

OFFENSE

WR 83 Michael Young
82 Vance Johnson (Ret)
LT 62 Jeff Davidson
69 Darrell Hamilton
LG 67 Doug Widell
C 72 Keith Kartz
RG 68 Crawford Ker
63 Sean Farrell
RT 76 Ken Lanier
TE 88 Clarence Kay
81 Shannon Sharpe
WR 83 Mark Jackson
85 Derek Russell
QB 7 John Elway
HB 28 Bobby Humphrey
33 Robert Perryman
FB 20 Greg Lewis
30 Steve Sewell
P 2 Mike Horan
PK 9 David Treadwell
Ret 22 Alton Montgomery

DEFENSE

LE 91 Warren Powers
NT 71 Greg Kragen
RE 90 Ron Holmes
LO 73 Simon Fletcher
LI 77 Karl Mecklenburg
RI 51 Mike Croel
RO 56 Michael Brooks
LC 34 Tyrone Braxton
RC 24 Wymon Henderson
FS 27 Steve Atwater
SS 49 Dennis Smith

1995

OFFENSE

WR 83 Anthony Miller
LT 65 Gary Zimmerman
LG 69 Mark Schlereth
C 66 Tom Nalen
RG 75 Brian Habib
RT 76 Broderick Thompson
TE 84 Shannon Sharpe
WR 81 Mike Pritchard
QB 7 John Elway
RB 30 Terrell Davis
FB 29 Aaron Craver
P 16 Tom Rouen
PK 1 Jason Elam
Ret 22 Glyn Milburn

DEFENSE

LE 96 Harald Hasselbach
LT 93 James Jones
RT 95 Michael Dean Perry
RE 73 Simon Fletcher
LLB 58 Elijah Alexander
59 Glenn Cadrez
MLB 92 Dave Wyman
RLB 57 Allen Aldridge
LCB 39 Ray Crockett
RCB 48 Lionel Washington
FS 27 Steve Atwater
SS 34 Tyrone Braxton

1996

OFFENSE

WR 83 Anthony Miller
LT 65 Gary Zimmerman
LG 69 Mark Schlereth
C 66 Tom Nalen
RG 75 Brian Habib
RT 76 Broderick Thompson
TE 84 Shannon Sharpe
WR 87 Ed McCaffrey
QB 7 John Elway
RB 30 Terrell Davis
FB 29 Aaron Craver
P 16 Tom Rouen
PK 1 Jason Elam
KRet 22 Vaughn Hebron
PRet 80 Rod Smith

DEFENSE

LE 90 Dan Williams
LT 97 Mike Lodish
RT 95 Michael Dean Perry
RE 91 Alfred Williams
SLB 53 Bill Romanowski
MLB 57 Allen Aldridge
WLB 51 John Mobley
LCB 39 Ray Crockett
RCB 48 Lionel Washington
FS 27 Steve Atwater
SS 34 Tyrone Braxton

1997

OFFENSE

WR 80 Rod Smith
LT 65 Gary Zimmerman
LG 69 Mark Schlereth
C 66 Tom Nalen
RG 75 Brian Habib
RT 77 Tony Jones
TE 84 Shannon Sharpe
WR 87 Ed McCaffrey
QB 7 John Elway
RB 30 Terrell Davis
FB 29 Howard Griffith
P 16 Tom Rouen
PK 1 Jason Elam
KRet 22 Vaughn Hebron

DEFENSE

LE 90 Neil Smith
LT 94 Keith Traylor
RT 98 Maa Tanuvasa
95 Michael Dean Perry
RE 91 Alfred Williams
SLB 53 Bill Romanowski
MLB 57 Allen Aldridge
WLB 51 John Mobley
LCB 39 Ray Crockett
RCB 23 Darrien Gordon (PRet)
FS 27 Steve Atwater
SS 34 Tyrone Braxton

1998

OFFENSE

WR 80 Rod Smith
 LT 77 Tony Jones
 LG 69 Mark Schlereth
 C 66 Tom Nalen
 RG 62 Dan Neil
 RT 74 Harry Swayne
 TE 84 Shannon Sharpe
 WR 87 Ed McCaffrey
 QB 7 John Elway
 RB 30 Terrell Davis
 FB 29 Howard Griffith
 P 16 Tom Rouen
 PK 1 Jason Elam
 KRet 22 Vaughn Hebron

DEFENSE

LE 90 Neil Smith
 LT 94 Keith Traylor
 RT 93 Trevor Pryce
 RE 98 Maa Tanuvasa
 SLB 53 Bill Romanowski
 MLB 59 Glenn Cadrez
 WLB 51 John Mobley
 LCB 39 Ray Crockett
 RCB 21 Darrien Gordon (PRet)
 FS 27 Steve Atwater
 SS 34 Tyrone Braxton
 26 Eric Brown

1999

OFFENSE

WR 80 Rod Smith
 LT 77 Tony Jones
 LG 69 Mark Schlereth
 C 66 Tom Nalen
 RG 62 Dan Neil
 RT 78 Matt Lepsis
 TE 89 Dwayne Carswell
 84 Shannon Sharpe
 WR 87 Ed McCaffrey
 QB 14 Brian Griese
 RB 22 Olandis Gary
 30 Terrell Davis
 FB 29 Howard Griffith
 P 16 Tom Rouen
 PK 1 Jason Elam
 KRet 21 Chris Watson
 PRet 21 Chris Watson

DEFENSE

LE 90 Neil Smith
 98 Maa Tanuvasa
 LT 94 Keith Traylor
 RT 93 Trevor Pryce
 RE 98 Maa Tanuvasa
 91 Alfred Williams
 SLB 53 Bill Romanowski
 MLB 56 Al Wilson
 WLB 59 Glenn Cadrez
 LCB 39 Ray Crockett
 RCB 40 Dale Carter
 FS 26 Eric Brown
 SS 34 Tyrone Braxton

2000

OFFENSE

WR 80 Rod Smith
 LT 77 Tony Jones
 LG 69 Mark Schlereth
 64 Lennie Friedman
 C 66 Tom Nalen
 RG 62 Dan Neil
 RT 78 Matt Lepsis
 TE 89 Dwayne Carswell
 WR 87 Ed McCaffrey
 QB 14 Brian Griese
 RB 38 Mike Anderson (12)
 20 Terrell Davis (4)
 FB 29 Howard Griffith
 P 16 Tom Rouen
 PK 1 Jason Elam
 KRet 24 Deltha O'Neal
 PRet 24 Deltha O'Neal

DEFENSE

LE 98 Maa Tanuvasa
 LT 94 Keith Traylor
 RT 93 Trevor Pryce
 RE 95 Kavika Pittman
 SLB 53 Bill Romanowski
 MLB 56 Al Wilson
 WLB 51 John Mobley
 LCB 39 Ray Crockett
 RCB 27 Terrell Buckley
 FS 26 Eric Brown
 SS 32 Billy Jenkins

2004

OFFENSE

WR 80 Rod Smith
 LT 78 Matt Lepsis
 LG 50 Ben Hamilton
 C 66 Tom Nalen
 RG 62 Dan Neil (first 12)
 65 Cooper Carlisle (last 4)
 RT 72 George Foster
 TE 89 Dwayne Carswell (14)
 WR 85 Ashley Lelie
 QB 16 Jake Plummer
 RB 34 Reuben Droughns (last 12)
 22 Quentin Griffin (first 4)
 FB 34 Reuben Droughns (3)
 39 Kyle Johnson (3)
 P 4 Micah Knorr
 PK 1 Jason Elam
 KRet 45 Roc Alexander
 10 Triandos Luke
 34 Reuben Droughns
 PRet 10 Triandos Luke
 80 Rod Smith

DEFENSE

LE 92 Marco Coleman
 LT 68 Mario Fatafeh
 RT 75 Monsanto Pope
 RE 98 Reggie Hayward
 SLB 59 Donnie Spragan
 MLB 56 Al Wilson
 WLB 52 D.J. Williams
 LCB 24 Champ Bailey
 RCB 31 Kelly Herndon
 FS 47 John Lynch
 SS 28 Kenoy Kennedy

2005

OFFENSE

WR 80 Rod Smith
 LT 78 Matt Lepsis
 LG 50 Ben Hamilton
 C 66 Tom Nalen
 RG 65 Cooper Carlisle
 RT 72 George Foster
 TE 82 Stephen Alexander
 WR 85 Ashley Lelie
 QB 16 Jake Plummer
 RB 38 Mike Anderson
 FB 39 Kyle Johnson
 P 10 Todd Sauerbrun
 PK 1 Jason Elam
 KRet 27 Darrent Williams
 45 Roc Alexander
 81 Charlie Adams
 PRet 27 Darrent Williams
 81 Charlie Adams

DEFENSE

LE 98 Courtney Brown
 LT 96 Michael Myers
 RT 61 Gerard Warren
 RE 93 Trevor Pryce
 SLB 55 D.J. Williams
 MLB 56 Al Wilson
 WLB 52 Ian Gold
 LCB 24 Champ Bailey
 RCB 27 Darrent Williams (9)
 22 Domonique Foxworth (7)
 FS 47 John Lynch
 SS 25 Nick Ferguson

2006

OFFENSE

WR 80 Rod Smith
 LT 64 Erik Pears (last 10)
 78 Matt Lepsis (first 6)
 LG 50 Ben Hamilton
 C 66 Tom Nalen
 RG 65 Cooper Carlisle
 RT 72 George Foster
 TE 82 Stephen Alexander
 WR 84 Javon Walker
 QB 16 Jake Plummer (first 11)
 6 Jay Cutler (last 5)
 RB 26 Tatum Bell
 FB 39 Kyle Johnson
 P 3 Paul Ernster
 PK 1 Jason Elam
 KRet 19 Brian Clark
 11 Quincy Morgan
 PRet 27 Darrent Williams

DEFENSE

LE 76 Kenard Lang
 LT 96 Michael Myers
 RT 61 Gerard Warren
 RE 91 Ebenezer Ekuban
 SLB 55 D.J. Williams
 MLB 56 Al Wilson
 WLB 52 Ian Gold
 LCB 24 Champ Bailey
 RCB 27 Darrent Williams
 FS 47 John Lynch
 SS 25 Nick Ferguson

2001

OFFENSE

WR 80 Rod Smith
 LT 70 Trey Teague
 LG 64 Lennie Friedman
 C 66 Tom Nalen
 RG 62 Dan Neil
 RT 78 Matt Lepsis
 TE 89 Dwayne Carswell
 WR 87 Ed McCaffrey (1)
 85 Eddie Kennison (7)
 81 Keith Poole (3)
 82 Kevin Kasper (4)
 QB 14 Brian Griese
 RB 30 Terrell Davis (8)
 38 Mike Anderson (7)
 FB 86 Patrick Hape (8)
 37 Tony Carter (6)
 P 16 Tom Rouen
 PK 1 Jason Elam
 KRet 84 Chris Cole

DEFENSE

LE 97 Keith Washington
 LT 91 Chester McGlockton
 RT 93 Trevor Pryce
 RE 95 Kavika Pittman
 SLB 53 Bill Romanowski
 MLB 56 Al Wilson
 WLB 51 John Mobley
 LCB 24 Deltha O'Neal
 RCB 27 Denard Walker
 FS 26 Eric Brown
 SS 28 Kenoy Kennedy

2002

OFFENSE

WR 80 Rod Smith
 LT 74 Ephraim Salaam
 LG 50 Ben Hamilton (first 7)
 79 Steve Herndon (last 9)
 C 66 Tom Nalen (first 7)
 50 Ben Hamilton (last 9)
 RG 62 Dan Neil
 RT 78 Matt Lepsis
 TE 84 Shannon Sharpe
 WR 87 Ed McCaffrey
 QB 14 Brian Griese
 RB 26 Clinton Portis
 FB 38 Mike Anderson
 P 4 Micah Knorr (last 8)
 16 Tom Rouen (first 8)
 PK 1 Jason Elam
 KRet 34 Reuben Droughns
 83 Scottie Montgomery
 82 Kevin Kasper
 PRet 24 Deltha O'Neal

DEFENSE

LE 93 Trevor Pryce
 LT 94 Lionel Dalton
 RT 91 Chester McGlockton
 RE 95 Kavika Pittman
 SLB 51 John Mobley
 MLB 56 Al Wilson
 WLB 52 Ian Gold
 LCB 24 Deltha O'Neal
 RCB 27 Denard Walker
 FS 43 Izell Reese
 SS 28 Kenoy Kennedy

2003

OFFENSE

WR 80 Rod Smith
 LT 74 Ephraim Salaam
 LG 50 Ben Hamilton
 C 66 Tom Nalen
 RG 62 Dan Neil
 RT 78 Matt Lepsis
 TE 84 Shannon Sharpe
 WR 87 Ed McCaffrey (8)
 85 Ashley Lelie (8)
 QB 16 Jake Plummer
 RB 26 Clinton Portis
 FB 38 Mike Anderson (10)
 34 Reuben Droughns (6)
 P 4 Micah Knorr
 PK 1 Jason Elam
 KRet 81 Chris Cole
 34 Reuben Droughns
 24 Deltha O'Neal

DEFENSE

LE 93 Trevor Pryce
 LT 68 Mario Fatafeh
 RT 90 Darius Holland
 RE 92 Bertrand Berry
 SLB 57 Jashon Sykes (9)
 51 John Mobley (7)
 MLB 56 Al Wilson
 WLB 59 Donnie Spragan (8)
 52 Ian Gold (6)
 LCB 35 Lenny Walls
 RCB 31 Kelly Herndon (11)
 24 Deltha O'Neal
 FS 42 Sam Brandon (10)
 25 Nick Ferguson (6)
 SS 28 Kenoy Kennedy

2007

OFFENSE

WR 15 Brandon Marshall
 LT 78 Matt Lepsis
 LG 73 Chris Kuper (last 11)
 62 Chris Myers (first 5)
 C 62 Chris Myers (last 11)
 66 Tom Nalen (first 5)
 RG 70 Montrae Holland
 RT 64 Erik Pears
 TE 89 Daniel Graham
 WR 14 Brandon Stokley
 QB 6 Jay Cutler
 RB 35 Selvin Young (8)
 20 Travis Henry (7)
 FB 37 Cecil Sapp
 P 10 Todd Sauerbrun
 PK 1 Jason Elam
 KRet 23 Andre Hall
 17 Glenn Martinez
 PRet 17 Glenn Martinez

DEFENSE

LE 60 John Engelberger
 LT 95 Sam Adams (11)
 79 Marcus Thomas (5)
 RT 99 Alvin McKinley
 RE 92 Elvis Dumervil
 SLB 58 Nate Webster
 MLB 55 D.J. Williams
 WLB 52 Ian Gold
 LCB 24 Champ Bailey
 RCB 32 Dré Bly
 FS 47 John Lynch
 SS 21 Hamza Abdullah (8)
 25 Nick Ferguson (7)

2008

OFFENSE

WR 15 Brandon Marshall
 LT 78 Ryan Clady
 LG 50 Ben Hamilton
 C 62 Casey Wiegmann
 RG 73 Chris Kuper
 RT 74 Ryan Harris
 TE 89 Daniel Graham
 WR 19 Eddie Royal
 QB 6 Jay Cutler
 RB 35 Selvin Young (first 5)
 28 Michael Pittman (3)
 22 Peyton Hillis (3)
 21 Tatum Bell (3)
 FB 22 Peyton Hillis
 P 1 Brett Kern
 PK 5 Matt Prater
 KRet 19 Eddie Royal
 23 Andre Hall
 PRet 19 Eddie Royal

DEFENSE

LE 60 John Engelberger (first 6)
 91 Ebenezer Ekuban (last 10)
 LT 63 Dewayne Robertson
 RT 79 Marcus Thomas
 RE 92 Elvis Dumervil
 SLB 51 Jamie Winborn (10)
 97 Boss Bailey (6)
 MLB 58 Nate Webster
 WLB 55 D.J. Williams
 LCB 24 Champ Bailey (9)
 34 Joshua Bell (5)
 RCB 32 Dré Bly
 FS 20 Marlon McCree (7)
 37 Calvin Lowry (3)
 39 Vernon Fox (2)
 36 Josh Barrett (2)
 SS 33 Marquand Manuel

YEAR-BY-YEAR FINAL RECORDS

Year	W	L	T	Div. Finish	Coach	Postseason (record)
1960	4	9	1	Fourth	Frank Filchock	
1961	3	11	0	Third	Frank Filchock	
1962	7	7	0	Second	Jack Faulkner	
1963	2	11	1	Fourth	Jack Faulkner	
1964	2	11	1	Fourth	Jack Faulkner (0-4) / Mac Speedie (2-7-1)	
1965	4	10	0	Fourth	Mac Speedie	
1966	4	10	0	Fourth	Mac Speedie (0-2) / Ray Malavasi (4-8)	
1967	3	11	0	Fourth	Lou Saban	
1968	5	9	0	Fourth	Lou Saban	
1969	5	8	1	Fourth	Lou Saban	
1970	5	8	1	Fourth	Lou Saban	
1971	4	9	1	Fourth	Lou Saban (2-6-1) / Jerry Smith (2-3)	
1972	5	9	0	Third	John Ralston	
1973	7	5	2	Second	John Ralston	
1974	7	6	1	Second	John Ralston	
1975	6	8	0	Second	John Ralston	
1976	9	5	0	Second	John Ralston	
1977	12	2	0	First	Red Miller	Super Bowl (2-1)
1978	10	6	0	First	Red Miller	Playoffs (0-1)
1979	10	6	0	Second	Red Miller	Playoffs (0-1)
1980	8	8	0	Fourth	Red Miller	
1981	10	6	0	Second	Dan Reeves	
1982	2	7	0	Fifth	Dan Reeves	
1983	9	7	0	Third	Dan Reeves	Playoffs (0-1)
1984	13	3	0	First	Dan Reeves	Playoffs (0-1)
1985	11	5	0	Second	Dan Reeves	
1986	11	5	0	First	Dan Reeves	Super Bowl (2-1)
1987	10	4	1	First	Dan Reeves	Super Bowl (2-1)
1988	8	8	0	Second	Dan Reeves	
1989	11	5	0	First	Dan Reeves	Super Bowl (2-1)
1990	5	11	0	Fifth	Dan Reeves	
1991	12	4	0	First	Dan Reeves	AFC Championship (1-1)
1992	8	8	0	Third	Dan Reeves	
1993	9	7	0	Third	Wade Phillips	Playoffs (0-1)
1994	7	9	0	Fourth	Wade Phillips	
1995	8	8	0	Fourth	Mike Shanahan	
1996	13	3	0	First	Mike Shanahan	Playoffs (0-1)
1997	12	4	0	Second	Mike Shanahan	Super Bowl Champion (4-0)
1998	14	2	0	First	Mike Shanahan	Super Bowl Champion (3-0)
1999	6	10	0	Fifth	Mike Shanahan	
2000	11	5	0	Second	Mike Shanahan	Playoffs (0-1)
2001	8	8	0	Third	Mike Shanahan	
2002	9	7	0	Second	Mike Shanahan	
2003	10	6	0	Second	Mike Shanahan	Playoffs (0-1)
2004	10	6	0	Second	Mike Shanahan	Playoffs (0-1)
2005	13	3	0	First	Mike Shanahan	AFC Championship (1-1)
2006	9	7	0	Third	Mike Shanahan	
2007	7	9	0	Second	Mike Shanahan	
2008	8	8	0	Second	Mike Shanahan	
Total	386	344	10	(.528)		(Total Playoff Record: 17-15)

2 World Championships: (1997-98)

6 Super Bowl Appearances: (1977, '86-87, '89, '97-98)

8 AFC Championship Games: (1977, '86-87, '89, '91, '97-98, 2005)

10 Division Titles: (1977-78, '84, '86-87, '89, '91, '96, '98, 2005)

17 Playoff Appearances: (1977-79, '83-84, '86-87, '89, '91, '93, '96-98, 2000, '03-05)

24 Winning Seasons: (1973-74, '76-79, '81, '83-87, '89, '91, '93, '96-98, 2000, '02-06)

POSTSEASON GAME SUMMARIES





Pittsburgh 34, Denver 17

Sunday, Jan. 22, 2006 • 1:08 p.m. MST • INVESCO Field at Mile High • Denver

WEATHER: Sunny, 34° (wind chill 18°), Wind SE 11 mph • TIME: 3:03 • ATTENDANCE: 76,775

2005 AFC Championship Game

The Denver Broncos' 2005 season ended one game short of Super Bowl XL with a 34-17 loss to the Pittsburgh Steelers in the AFC Championship Game at INVESCO Field at Mile High in front of 76,775 fans.

The Broncos' defeat was their first ever at home in an AFC title game as the team entered its contest against Pittsburgh 4-0 in those situations. The loss snapped Denver's 11-game overall home winning streak and was only the Broncos' third defeat in their 15 all-time home postseason playoff games.

A week after forcing five turnovers to beat the Patriots in the Divisional Round, Denver recorded four giveaways against the Steelers. Pittsburgh scored 24 points off two interceptions and two fumbles by the Broncos, who surrendered only 27 points off giveaways during the entire 2005 regular season.

Pittsburgh converted 10-of-16 third-down attempts (62.5%), including eight of its first nine such attempts, to take control of the game. Quarterback Ben Roethlisberger compiled a 124.9 passer rating, throwing for 275 yards with two touchdowns and no interceptions to lead Pittsburgh to its sixth Super Bowl.

Broncos quarterback Jake Plummer completed 18-of-30 passes (60.0%) for 223 yards with one touchdown and two interceptions. Denver wide receiver Rod Smith caught four passes for 61 yards (15.3 avg.), becoming the Broncos' all-time leader in career postseason receptions (49).

The Steelers scored the game's first points on a 47-yard field goal by Jeff Reed at 4:11 of the first quarter. Pittsburgh extended its lead to 10-0 on a 12-yard touchdown grab by wide receiver Cedric Wilson at 14:54 of the second quarter.

Jason Elam's 23-yard field goal on Denver's next drive trimmed the Broncos' deficit, but the Steelers went ahead 17-3 on a 3-yard touchdown run by Jerome Bettis with 1:55 left in the first half.

Plummer was intercepted on the first play of Denver's ensuing series. The turnover proved costly as wide receiver Hines Ward caught a 17-yard touchdown pass with seven seconds remaining in the first half to put Denver behind 24-3.

Plummer moved the Broncos within 14, 24-10, on a 30-yard touchdown pass to wide receiver Ashley Lelie with 3:36 left in the third quarter. Denver also closed its deficit to 10, 27-17, on a 3-yard touchdown run by Mike Anderson with 7:52 left in the game.

The Steelers sealed the win on Roethlisberger's 4-yard touchdown run at 2:59 of the fourth quarter.

OFFICIALS:

Referee — Terry McAulay (77); Umpire — Scott Dawson (70); Head Linesman — Derrick Bowers (74); Line Judge — Mark Steinkirchner (84); Side Judge — Doug Toole (4); Field Judge — Gene Steratore (114); Back Judge — Keith Ferguson (61); Replay — Bob McGrath/Dean Blandino.

	1	2	3	4	OT	TOTAL	FIELD GOALS (made () & missed)		
VISITOR Pittsburgh Steelers	3	21	0	10	—	34	J. Reed	(47)	(42)
HOME Denver Broncos	0	3	7	7	—	17	J. Elam	(23)	

Team	Qtr	Clock Time	PLAY DESCRIPTION (Extra Point) (Drive Info)	SCORE	
				Visitor	Home
STEELERS	1	4:11	J. Reed 47 yd. Field Goal (12-62, 6:29)	3	0
STEELERS	2	14:54	C. Wilson 12 yd. pass from B. Roethlisberger (J. Reed, kick) (5-39, 2:53)	10	0
BRONCOS	2	9:23	J. Elam 23 yd. Field Goal (12-55, 5:31)	10	3
STEELERS	2	1:55	J. Bettis 3 yd. run (J. Reed, kick) (14-80, 7:28)	17	3
STEELERS	2	0:07	H. Ward 17 yd. pass from B. Roethlisberger (J. Reed, kick) (4:38, 1:41)	24	3
BRONCOS	3	3:36	A. Lelie 30 yd. pass from J. Plummer (J. Elam, kick) (5-80, 2:24)	24	10
STEELERS	4	13:38	J. Reed 42 yd. Field Goal (8-47, 4:58)	27	10
BRONCOS	4	7:52	M. Anderson 3 yd. run (J. Elam, kick) (7-85, 3:47)	27	17
STEELERS	4	2:59	B. Roethlisberger 4 yd. run (J. Reed, kick) (5-17, 1:53)	34	17

DENVER BRONCOS

OFFENSE			DEFENSE		
WR 80	R. Smith	LE 98	C. Brown		
LT 78	M. Lepsis	LT 96	M. Myers		
LG 50	B. Hamilton	RT 61	G. Warren		
C 66	T. Nalen	RE 93	T. Pryce		
RG 65	C. Carlisle	WLB 52	I. Gold		
RT 72	G. Foster	MLB 56	A. Wilson		
TE 82	S. Alexander	SLB 55	DJ. Williams		
TE 84	W. Duke	LCB 24	C. Bailey		
QB 16	J. Plummer	RCB 22	D. Foxworth		
RB 38	M. Anderson	SS 25	N. Ferguson		
FB 39	K. Johnson	FS 47	J. Lynch		

BRONCOS SUBSTITUTIONS: K 1 J. Elam, P 10 T. Sauerbrun, WR 14 T. Devoe, RB 26 T. Bell, CB 27 Da. Williams, RB 33 R. Dayne, RB 37 C. Sapp, S 40 C. Cox, CB 41 K. Paymah, S 42 S. Brandon, LB 51 K. Burns, LB 53 L. Green, LB 54 P. Chukwurah, C/G 62 C. Myers, T 74 C. Green, WR 81 C. Adams, TE/LS 83 M. Leach, WR 85 A. Lelie, TE 88 J. Putzier, DE 91 E. Ekuban, DE 95 M. Coleman, DT 97 D. Veal. **DD NOT PLAY:** QB 11 B. Van Pelt. **INACTIVE:** WR 13 D. Terrell, WR 17 D. Watts, S 21 H. Abdullah, CB 45 R. Alexander, G 59 T. Whitley, DE 60 J. Engelberger, DT 75 M. Pope, TE 89 N. Jackson.

PITTSBURGH STEELERS

OFFENSE			DEFENSE		
SE 82	A. Randle El	DE 91	A. Smith		
LT 77	M. Smith	NT 98	C. Hampton		
LG 66	A. Faneca	DE 67	K. von Oelhoffen		
C 64	J. Hartings	LOLB 53	C. Haggans		
RG 73	K. Simmons	LILB 51	J. Farrow		
RT 78	M. Starks	RILB 50	L. Foote		
TE 83	H. Miller	ROLB 55	J. Porter		
HB 39	W. Parker	LCB 24	I. Taylor		
FB 35	D. Kreider	FS 28	C. Hope		
QB 7	B. Roethlisberger	SS 43	T. Polamalu		
WR 86	H. Ward	RCB 26	D. Townsend		

STEELERS SUBSTITUTIONS: K 3 J. Reed, P 17 C. Gardocki, CB 20 B. McFadden, CB 21 R. Colclough, S 23 T. Carter, CB 29 C. Iwuoma, S 31 M. Logan, RB 34 V. Haynes, RB 36 J. Bettis, LB 54 R. Wallace, C 56 C. Okobi, LB 57 C. Kriewaldt, LS 60 G. Warren, T 72 B. Brooks, DT 76 C. Hoke, WR 80 C. Wilson, WR 81 S. Morey, TE 84 J. Tuman, WR 85 N. Washington, WR 90 T. Kirschke, LB 94 A. Frazier, DE 99 B. Keisel. **DID NOT PLAY:** QB 16 C. Batch. **INACTIVE:** 30B 8 T. Maddox, RB 22 D. Staley, CB 27 W. Williams, G 68 C. Kemoatare, T 79 T. Essex, WR 89 L. Mays, LB 92 J. Harrison, DE 96 S. Nua.

FINAL INDIVIDUAL STATISTICS

Pittsburgh Steelers													Denver Broncos												
RUSHING													RUSHING												
J. Bettis	15	39	2.6	7	1								M. Anderson	9	36	4.0	7	1							
W. Parker	14	35	2.5	14	0								T. Bell	5	31	6.2	11	0							
B. Roethlisberger	3	12	4.0	6	1								J. Plummer	7	30	4.3	8	0							
H. Ward	1	4	4.0	4	0																				
TOTAL	33	90	2.7	14	2								TOTAL	21	97	4.6	11	1							
PASSING													PASSING												
B. Roethlisberger	29	21	275	2/7	2	30	0	124.9					J. Plummer	30	18	223	3/12	1	38	2	66.4				
TOTAL	29	21	275	2/7	2	30	0	124.9					TOTAL	30	18	223	3/12	1	38	2	66.4				
PASS RECEIVING													PASS RECEIVING												
C. Wilson	5	92	18.4	30	1								T. Bell	5	28	5.6	9	0							
H. Ward	5	59	11.8	21	1								R. Smith	4	61	15.3	32	0							
A. Randle El	4	52	13.0	20	0								J. Putzier	4	55	13.8	19	0							
W. Parker	3	20	6.7	8	0								M. Anderson	3	11	3.7	13	0							
H. Miller	2	31	15.5	24	0								A. Lelie	2	68	34.0	38	1							
N. Washington	1	13	13.0	13	0																				
V. Hayes	1	8	8.0	8	0																				
TOTAL	21	275	13.1	30	2								TOTAL	18	223	12.4	38	1							
INTERCEPTIONS													INTERCEPTIONS												
L. Foote	1	14	14.0	14	0																				
I. Taylor	1	1	1.0	1	0																				
TOTAL	2	15	7.5	14	0								TOTAL	0	0	0.0	—	0							
PUNTING													PUNTING												
C. Gardocki	4	148	37.0	32.0	1	2	41						T. Sauerbrun	2	87	43.5	37.0	0	1	51					
TOTAL	4	148	37.0	32.0	1	2	41						TOTAL	2	87	43.5	37.0	0	1	51					
PUNT RETURNS													PUNT RETURNS												
A. Randle El	1	13	13.0	1	13	0							C. Adams	0	0	0.0	2	—	0						
TOTAL	1	13	13.0	1	13	0							[DOWNED]	1	0	0.0	0	—	0						
RETURNS	1	13	13.0	1	13	0							[TOUCHBACK]	1	0	0.0	0	—	0						
KICKOFF RETURNS	NO	YDS	AVG	FC	LG	TD							KICKOFF RETURNS	NO	YDS	AVG	FC	LG	TD						
I. Taylor	2	42	21.0	0	22	0							C. Adams	4	110	27.5	0	47	0						
[OUT OF BOUNDS]	1	0	0	0	0	0							C. Sapp	1	11	11.0	0	11	0						
[TOUCHBACK]	1	0	0	0	0	0							[OUT OF BOUNDS]	1	0	0.0	0	0	0						
RETURNS	2	42	21.0	0	22	0							[TOUCHBACK]	1	0	0.0	0	0	0						
Pittsburgh Steelers	Own	Opp.	Out																						
FUMBLES	Fum	Lost	Rec.	Yds	TD	FF	Rec.	Yds	TD	Bnds				Denver Broncos	Fum	Lost	Rec.	Yds	TD	FF	Rec.	Yds	TD	Bnds	
W. Parker	1	0	0	0	0	0	0	0	0	1				J. Plummer	2	2	0	0	0	0	0	0	0	0	
B. Keisel	0	0	0	0	0	1	0	0	0	0				N. Ferguson	0	0	0	0	0	1	0	0	0	0	
J. Porter	0	0	0	0	0	1	0	0	0	0															
C. Hampton	0	0	0	0	0	1	0	0	0	0															
T. Kirschke	0	0	0	0	0	1	0	0	0	0															
TOTAL	1	0	0	0	2	2	0	0	1	0				TOTAL	2	2	0	0	1	0	0	0	0	0	

FINAL TEAM STATISTICS

	STEELERS	BRONCOS	STEELERS	BRONCOS
TOTAL FIRST DOWNS	20	16	FGs — PATs Had Blocked	0-0
By Rushing	5	5	Net punting average	32.0
By Passing	15	8	TOTAL RETURN YARDAGE (Not Including Kickoffs)	28
By Penalty	0	3	No. and Yards Punt Returns	1-13
THIRD DOWN EFFICIENCY	10-16-63%	5-11-45%	No. and Yards Kickoff Returns	2-42
FOURTH DOWN EFFICIENCY	0-0-0%	2-3-67%	No. and Yards Interception Returns	2-15
TOTAL NET YARDS	358	308	PENALTIES Number and Yards	8-61
Total Offensive Plays (inc. times thrown passing)	64	54	FUMBLES Number and Lost	1-0
Average gain per offensive play	5.6	5.7	TOUCHDOWNS	4
NET YARDS RUSHING	90	97	Rushing	2
Total Rushing Plays	33	21	Passing	2

Denver 27, New England 13
 Saturday, Jan. 14, 2006 • 6:16 p.m. MST • INVESCO Field at Mile High • Denver
 WEATHER: Partly Cloudy, 54°, Wind SE 3 mph • TIME: 3:15 • ATTENDANCE: 76,238

2005 AFC Divisional Playoff Game

The Denver Broncos ended the New England Patriots' NFL-record 10-game postseason winning streak with a 27-13 victory in an AFC Divisional Playoff Game in front of 76,238 fans at INVESCO Field at Mile High.

The Broncos' win against the two-time defending Super Bowl champions was their first playoff victory since the 1998 season and first ever at INVESCO Field at Mile High. Denver forced five turnovers against the Patriots, totaling two interceptions and three fumble recoveries that led to their first 24 points scored.

Broncos cornerback Champ Bailey recorded the longest non-scoring interception return and second-longest overall interception return in NFL postseason history with a key 100-yard return late in the third quarter. Bailey's play ended a potential go-ahead scoring drive by the Patriots and set up a touchdown to give the Broncos a 17-6 lead entering the final period.

Denver quarterback Jake Plummer completed 15-of-26 passes (57.7%) for 197 yards with one touchdown and one interception. Wide receiver Rod Smith (96 yds., 1 TD) became Denver's all-time playoff leader in receiving yards and kicker Jason Elam (2 FGs, 9 pts.) became its all-time leading scorer in the postseason with their performances against the Patriots.

The game was scoreless for the first quarter-and-a-half before Adam Vinatieri's 40-yard field goal put the Patriots ahead 3-0 at 3:48 of the second quarter. A 40-yard pass interference penalty drawn by Broncos wide receiver Ashley Lelie in the end zone with less than two minutes remaining in the first half led to a 1-yard scoring run by Mike Anderson to give Denver a 7-3 lead.

On the ensuing kickoff, Broncos punter Todd Sauerbrun forced a fumble that Denver recovered to set up a 50-yard field goal by Elam to put the Broncos ahead 10-3 at halftime.

Vinatieri's 32-yard field goal at 7:49 of the third quarter narrowed Denver's lead to 10-6, but a costly turnover by the Patriots halted their comeback attempt. Bailey intercepted Tom Brady in the end zone with 1:03 left in the third quarter to end a potential go-ahead touchdown drive. After Bailey was forced out of bounds at the 1-yard line following his 100-yard return, Anderson scored on a run to put Denver up 17-6.

Plummer's 4-yard touchdown pass to Smith at 8:38 of the fourth quarter extended the Broncos' lead to 24-6. A Patriots touchdown moved the team to within 11, 24-13, with 8:05 left to play, but Elam's 34-yard field goal on Denver's next drive sealed the Broncos' victory.

OFFICIALS:

Referee — Jeff Triplett (42); Umpire — Jeff Rice (44); Head Linesman — Tony Veteri (36); Line Judge — Jeff Seeman (45); Side Judge — Greg Meyer (78); Field Judge — Duke Carroll (11); Back Judge — Gregory Steed (12); Replay — Bob Boylston.

	1	2	3	4	OT	TOTAL	FIELD GOALS (made /) & missed)
VISITOR	New England Patriots	0	3	3	7	—	13
HOME	Denver Broncos	0	10	7	10	—	27

Team	Qtr	Clock Time	PLAY DESCRIPTION (Extra Point) (Drive Info)	SCORE	
				Visitor	Home
PATRIOTS	2	3:48	A. Vinatieri 40 yd. Field Goal (7-67, 2:22)	3	0
BRONCOS	2	1:42	M. Anderson 1 yd. run (J. Elam, kick) (1-40, 0:09)	3	7
BRONCOS	2	0:43	J. Elam 50 yd. Field Goal (4-7, 0:50)	3	10
PATRIOTS	3	7:49	A. Vinatieri 32 yd. Field Goal (11-58, 5:32)	6	10
BRONCOS	3	0:43	M. Anderson 1 yd. run (J. Elam, kick) (1-1, 0:04)	6	17
BRONCOS	4	8:38	R. Smith 4 yd. pass from J. Plummer (J. Elam, kick) (3-15, 1:32)	6	24
PATRIOTS	4	8:05	D. Givens 4 yd. pass from T. Brady (A. Vinatieri, kick) (2-77, 0:33)	13	24
BRONCOS	4	3:20	J. Elam 34 yd. Field Goal (8-61, 4:45)	13	27

DENVER BRONCOS

OFFENSE			DEFENSE		
WR 80	R. Smith	LE 98	C. Brown		
LT 78	M. Lepsis	LT 96	M. Myers		
LG 50	B. Hamilton	RT 61	G. Warren		
C 66	T. Nalen	RE 93	T. Pryce		
RG 65	C. Carlisle	WLB 52	I. Gold		
RT 72	G. Foster	MLB 56	A. Wilson		
TE 82	S. Alexander	SLB 55	DJ. Williams		
WR 85	A. Lelie	LCB 24	C. Bailey		
QB 16	J. Plummer	RCB 22	D. Foxworth		
RB 38	M. Anderson	SS 25	N. Ferguson		
FB 39	K. Johnson	FS 47	J. Lynch		

BRONCOS SUBSTITUTIONS: K 1 J. Elam, P 10 T. Sauerbrun, WR 14 T. Devoe, RB 26 T. Bell, CB 27 Da. Williams, RB 33 R. Dayne, RB 37 C. Sapp, S 40 C. Cox, CB 41 K. Paymah, S 42 S. Brandon, LB 51 K. Burns, LB 53 L. Green, LB 54 P. Chukwurah, C/G 62 C. Myers, T 74 C. Green, WR 81 C. Adams, TE/LS 83 M. Leach, TE 84 D. Veal, TE 88 J. Putzier, DE 91 E. Ekuban, DE 95 M. Coleman, DT 97 D. Veal, **DID NOT PLAY:** QB 11 B. Van Pelt. **INACTIVE:** WR 13 D. Terrell, WR 17 D. Watts, S 21 H. Abdullah, CB 45 R. Alexander, G 59 T. Whitley, DE 60 J. Engelberger, DT 75 M. Pope, TE 89 N. Jackson.

NEW ENGLAND PATRIOTS

OFFENSE			DEFENSE		
WR 83	D. Branch	LE 94	T. Warren		
LT 68	T. Ashworth	NT 75	V. Wilfork		
LG 70	L. Mankins	RE 93	R. Seymour		
C 71	R. Hochstein	OLB 55	W. McGinest		
G 61	S. Neal	ILB 54	T. Bruschi		
RT 76	B. Gorin	ILB 50	M. Vrabel		
TE 82	D. Graham	OLB 59	R. Colvin		
WR 87	D. Givens	LCB 22	A. Samuel		
QB 12	T. Brady	RCB 27	E. Hobbs		
RB 28	C. Dillon	SS 25	A. Hawkins		
TE 84	B. Watson	FS 26	E. Wilson		

PATRIOTS SUBSTITUTIONS: K 4 A. Vinatieri, P 8 J. Miller, WR 18 A. Davis, S 24 M. Stone, CB 32 H. Poteat, RB 33 K. Faulk, S 36 J. Sanders, FB 44 H. Evans, LB 51 D. Davis, LB 52 M. Beisel, LB 53 L. Izzo, LB 58 M. Chatham, LS 66 L. Paxton, OL 69 R. Tucker, G 74 B. Yates, WR 80 T. Brown, WR 86 T. Dwight, TE 88 C. Fauria, DE 91 M. Hill, LB 95 T. Banta-Cain, DL 97 J. Green, LB 98 C. Brown. **DID NOT PLAY:** QB 2 D. Flutie. **INACTIVE:** 3QB 16 M. Cassel, WR 13 B. Childress, FB 35 P. Pass, G/C 64 G. Mruzckowski, T 77 N. Kaczur, WR 81 B. Johnson, DL 90 D. Klecko, DL 92 S. Thomas.

FINAL INDIVIDUAL STATISTICS																										
New England Patriots									Denver Broncos																	
RUSHING	ATT	YDS	AVG	LG	TD	RUSHING	ATT	YDS	AVG	LG	TD	RUSHING	ATT	YDS	AVG	LG	TD									
C. Dillon	13	57	4.4	17	0	M. Anderson	19	69	3.6	18	2	K. Faulk	7	23	3.3	5	0									
T. Brady	1	-1	-1	-1	0	T. Bell	6	19	3.2	8	0	J. Plummer	7	8	1.1	6	0									
TOTAL	21	79	3.8	17	0	TOTAL	32	96	3.0	18	2	TOTAL	21	97	4.6	17	2									
PASSING	ATT	CMP	YDS	TD	LG	IN	Rtg.	PASSING	ATT	CMP	YDS	TD	LG	IN	Rtg.	PASSING	ATT	CMP	YDS	TD	LG	IN	Rtg.			
T. Brady	36	20	341	0/0	1	73	2	74.0	J. Plummer	26	15	197	2/7	1	42	1	78.5	J. Plummer	26	15	197	2/7	1	42	1	78.5
TOTAL	36	20	341	0/0	1	73	2	74.0	TOTAL	26	15	197	2/7	1	42	1	78.5	TOTAL	26	15	197	2/7	1	42	1	78.5
PASS RECEIVING	NO	YDS	AVG	LG	TD	PASS RECEIVING	NO	YDS	AVG	LG	TD	PASS RECEIVING	NO	YDS	AVG	LG	TD									
D. Branch	8	153	19.1	73	0	R. Smith	6	96	16.0	42	1	D. Branch	8	153	19.1	73	0									
D. Givens	5	54	10.8	21	1	A. Lelie	5	50	10.0	17	0	D. Givens	5	54	10.8	21	1									
K. Faulk	2	20	10.0	14	0	J. Putzier	3	37	12.3	24	0	K. Faulk	2	20	10.0	14	0									
A. Davis	1	51	51.0	51	0	M. Anderson	1	14	14.0	14	0	A. Davis	1	51	51.0	51	0									
T. Brown	1	33	33.0	33	0							T. Brown	1	33	33.0	33	0									
D. Graham	1	18	18.0	18	0							D. Graham	1	18	18.0	18	0									
C. Dillon	1	9	9.0	9	0							C. Dillon	1	9	9.0	9	0									
H. Evans	1	3	3.0	3	0							H. Evans	1	3	3.0	3	0									
TOTAL	20	341	17.1	73	1	TOTAL	15	197	13.1	42	1	TOTAL	20	341	17.1	73	1									
INTERCEPTIONS	NO	YDS	AVG	LG	TD	INTERCEPTIONS	NO	YDS	AVG	LG	TD	INTERCEPTIONS	NO	YDS	AVG	LG	TD									
A. Samuel	1	0	0.0	0	0	C. Bailey	1	100	100.0	100	0	A. Samuel	1	0	0.0	0	0									
						J. Lynch	1	5	5.0	5	0															
TOTAL	1	0	0.0	0	0	TOTAL	2	105	52.5	100	0	TOTAL	1	0	0.0	0	0									
PUNTING	NO	YDS	AVG	NET	TB	IN20	LG	PUNTING	NO	YDS	AVG	NET	TB	IN20	LG											
J. Miller	3	146	48.7	45.3	0	0	50	T. Sauerbrun	6	274	45.7	39.5	0	3	58											
TOTAL	3	146	48.7	45.3	0	0	50	TOTAL	6	274	45.7	39.5	0	3	58											
PUNT RETURNS	NO	YDS	AVG	FC	LG	TD	PUNT RETURNS	NO	YDS	AVG	FC	LG	TD													
T. Dwight	3	37	12.3	1	14	0	C. Adams	1	10	10.0	2	10	0													
T. Brown	1	0	0.0	0	0	0																				
[DOWNED]	1	0	0.0	0	—	0																				
RETURNS	4	37	9.3	1	14	0	RETURNS	1	10	10.0	2	10	0													
KICKOFF RETURNS	NO	YDS	AVG	FC	LG	TD	KICKOFF RETURNS	NO	YDS	AVG	FC	LG	TD													
E. Hobbs	3	89	29.7	0	32	0	C. Adams	3	54	18.0	0	29	0													
A. Davis	3	61	20.3	0	21	0	Da. Williams	1	19	19.0	0	19	0													
RETURNS	6	150	25.0	0	32	0	RETURNS	4	73	18.3	0	29	0													
New England Patriots	Own	Opp.	Out	Denver Broncos	Own	Opp.	Out																			
FUMBLES	Fum	Lost	Rec.	Yds	TD	FF	Rec.	Yds	TD	Bnds	FUMBLES	Fum	Lost	Rec.	Yds	TD	FF	Rec.	Yds	TD	Bnds					
T. Brown	1	1	0	0	0	0	0	0	0	0	C. Bailey	1	0	0	0	0	0	0	0	0	1					
K. Faulk	1	1	0	0	0	0	0	0	0	0	C. Brown	0	0	0	0	0	1	0	0	0	0					
E. Hobbs	1	1	0	0	0	0	0	0	0	0	T. Sauerbrun	0	0	0	0	0	1	0	0	0	0					
B. Watson	0	0	0	0	0	1	0	0	0	0	I. Gold	0	0	0	0	0	1	0	0	0	0					
TOTAL	3	3	0	0	0	1	0	0	0	0	TOTAL	1	0	0	0	2	3	0	0	0	1					

FINAL TEAM STATISTICS																																																					
PATRIOTS									BRONCOS																																												
TOTAL FIRST DOWNS	15	16	FGs — PATs Had Blocked	0-0	0-0	By Rushing	3	6	Net punting average	45.3	39.5	By Passing	12	9	TOTAL RETURN YARDAGE (Not Including Kickoffs)	37	115	By Penalty	0	1	No. and Yards Punt Returns	4-37	1-10	No. and Yards Kickoff Returns	6-150	4-73	No. and Yards Interception Returns	1-0	2-105	PENALTIES Number and Yards	8-82	4-24	FUMBLES Number and Lost	3-3	1-0	TOUCHDOWNS	1	3															
THIRD DOWN EFFICIENCY	3-11-27%	4-14-29%	THIRD DOWN EFFICIENCY	0-1-0%	0-1-0%	FOURTH DOWN EFFICIENCY	0-1-0%	0-1-0%	NET YARDS	420	286	Total Offensive Plays (inc. times thrown passing)	57	60	Average gain per offensive play	7.4	4.8	NET YARDS RUSHING	79	96	Total Rushing Plays	21	32	Average gain per rushing play	3.8	3.0	Tackles for a loss — number and yards	1-1	0-0	NET YARDS PASSING	341	190	Times thrown — yards lost attempting to pass	0-0	2-7	Gross yards passing	341	197	PASS ATTEMPTS-COMPLETIONS-HAD INTERCEPTED	36-20-2	26-15-1	Average gain per pass play (inc. # thrown passing)	9.5	6.8	KICKOFFS Number-In End Zone-Touchbacks	4-0-0	6-3-0	PUNTS Number and Average	3-48.7	6-45.7	Had Blocked	0	0

BRONCOS DEFENSIVE STATISTICS																	
(based on coaches' film review)																	
PLAYER	UT	A	TT	S-YDS	I-YDS	PD	FF	FR	PLAYER	UT	A	TT	S-YDS	I-YDS	PD	FF	FR
A. Wilson	6	3	9	0-0	0-0	2	0	0	C. Brown	4	0						

Indianapolis 49, Denver 24
 Sunday, Jan. 9, 2005 • 1:07 p.m. EDT • RCA Dome • Indianapolis
 WEATHER: Indoors • ATTENDANCE: 56,609 • TIME: 3:06

2004 AFC Wild Card Playoff Game

Peyton Manning threw for 458 yards with four touchdowns while also running for a score to lead the Indianapolis Colts over the Denver Broncos 49-24 in an AFC Wild Card Playoff Game at the RCA Dome in front of 56,609 fans.

The Colts jumped out to a 14-0 first-quarter lead after Manning found James Mungro for a 2-yard touchdown pass and running back Edgerrin James scored on a 1-yard run.

After Manning's second touchdown of the day, a 19-yard strike to tight end Dallas Clark, the Broncos' Jason Elam put Denver on the scoreboard with a 33-yard field goal.

The Colts' offense responded quickly, however, as Manning increased the lead to 35-3 with a 35-yard touchdown pass to Reggie Wayne and a 1-yard quarterback sneak in the closing seconds of the half.

The Broncos fought back in the third quarter when quarterback Jake Plummer capped off a 10-play, 71-yard drive with a 9-yard touchdown pass to Rod Smith.

After forcing the Colts to punt for just the second time all day, Plummer led Denver downfield once again and hit tight end Jeb Putzier for a 35-yard score. The touchdown concluded an 85-yard drive, cutting the Broncos' deficit to 35-17.

Indianapolis denied Denver any thoughts of coming back when Manning connected with Wayne for the second time in the game for a 43-yard touchdown pass early in the fourth quarter.

The Broncos scored their final points on a 1-yard touchdown run by Tatum Bell at 7:45 of the fourth quarter, but it was not enough to catch up to the potent Colts offense, which posted 530 total yards for the game.

Smith paced the Denver receivers with seven catches for 99 yards with one touchdown to give him 39 career postseason catches and move him past Ed McCaffrey (36) for third on the Broncos' all-time playoff list. Putzier finished the contest with 67 yards on three receptions, including the 35-yard touchdown.

Plummer completed 24-of-34 passes for 284 yards with two touchdowns while posting a passer rating of 103.1.

For the Colts, Manning's 458 passing yards were the most the Broncos ever yielded in a game and ranked as the second-most passing yards in a playoff game in NFL history. Wayne also posted an impressive day, catching 10 passes for 221 yards with two scores, while Clark added 112 yards on six receptions with one touchdown.

OFFICIALS:

Referee — Mike Carey (94); **Umpire** — Jim Quirk (5); **Head Linesman** — Ron Marinucci (107); **Line Judge** — Mark Periman (9); **Field Judge** — Scott Stenson (88); **Side Judge** — Larry Rose (128); **Back Judge** — Keith Ferguson (61); **Replay** — Tommy Moore.

1	2	3	4	OT	TOTAL	FIELD GOALS (made /) & missed)
Denver Broncos	0	3	14	7	24	J. Elam (33)
Indianapolis Colts	14	21	0	14	49	

Team	Qtr	Clock Time	PLAY DESCRIPTION (Extra Point) (Drive Info)	SCORE	
				Visitor	Home
COLTS	1	7:23	J. Mungro 2 yd. pass from P. Manning (M. Vanderjagt, kick) (9-76, 3:43)	0	7
COLTS	1	0:38	E. James 1 yd. run (M. Vanderjagt, kick) (8-87, 4:59)	0	14
COLTS	2	8:11	D. Clark 19 yd. pass from P. Manning (M. Vanderjagt, kick) (4-52, 1:42)	0	21
BRONCOS	2	5:19	J. Elam 33 yd. Field Goal (7-51, 2:52)	3	21
COLTS	2	4:29	R. Wayne 35 yd. pass from P. Manning (M. Vanderjagt, kick) (2-40, 0:50)	3	28
COLTS	2	0:06	P. Manning 1 yd. run (M. Vanderjagt, kick) (8-75, 3:07)	3	35
BRONCOS	3	9:01	R. Smith 9 yd. pass from J. Plummer (J. Elam, kick) (10-71, 5:59)	10	35
BRONCOS	3	1:10	J. Putzier 35 yd. pass from J. Plummer (J. Elam, kick) (9-85, 5:39)	17	35
COLTS	4	12:48	R. Wayne 43 yd. pass from P. Manning (M. Vanderjagt, kick) (6-80, 3:22)	17	42
BRONCOS	4	7:45	T. Bell 1 yd. run (J. Elam, kick) (10-57, 5:03)	24	42
COLTS	4	2:02	D. Rhodes 2 yd. run (M. Vanderjagt, kick) (9-45, 5:43)	24	49

DENVER BRONCOS

OFFENSE			DEFENSE		
WR 80	R. Smith	LE 92	M. Coleman		
LT 78	M. Lepsis	LT 68	M. Fatafehi		
LG 50	B. Hamilton	RT 75	M. Pope		
C 66	T. Nalen	RE 98	R. Hayward		
RG 65	C. Carlisle	WLB 52	D. Williams		
RT 72	G. Foster	MLB 56	A. Wilson		
TE 89	D. Carswell	SLB 59	D. Spragan		
WR 85	A. Lelie	LCB 24	C. Bailey		
QB 16	J. Plummer	RCB 31	K. Herndon		
RB 34	R. Droughns	SS 28	K. Kennedy		
FB 86	P. Hape	FS 47	J. Lynch		

BRONCOS SUBSTITUTIONS: K 1 J. Elam, P/K 6 J. Baker, WR 10 T. Luke, WR 17 D. Watts, S 25 N. Ferguson, RB 26 T. Bell, S 32 C. Young, RB 37 C. Sapp, CB 40 J. Shoate, S 42 S. Brandon, CB 45 R. Alexander, LB 53 L. Green, LB 55 P. Chukwurah, LB 58 T. Pierce, DT 61 E. Johnson, G 69 P. J. Alexander, WR 81 C. Adams, TE/LB 83 M. Leach, TE 88 J. Putzier, DE 95 A. Palepoi, DE 99 R. Johnson. **DID NOT PLAY:** QB 13 D. Kanell, T 74 C. Green. **INACTIVE:** QB 8 M. Mauk, FB 39 K. Johnson, LB 57 J. Sykes, G 62 D. Neil, G 63 T. Stuber, G 70 T. Clabo, DE 93 T. Pryce, DT/DE 67 D. Veal.

INDIANAPOLIS COLTS

OFFENSE			DEFENSE		
WR 87	R. Wayne	LE 79	R. Brock		
LT 78	T. Glenn	LT 90	M. Reagar		
LG 64	R. DeMulling	RT 96	J. Williams		
C 63	J. Saturday	RE 93	D. Freaney		
RG 73	J. Scott	LOLB 50	D. Thornton		
RT 71	R. Diem	MLB 94	R. Morris		
TE 81	M. Pollard	ROLB 59	C. June		
WR 88	M. Harrison	LCB 25	N. Harper		
QB 18	P. Manning	RCB 42	J. David		
RB 32	E. James	SS 21	B. Sanders		
TE 44	D. Clark	FS 28	I. Bashir		

COLTS SUBSTITUTIONS: K 10 M. Gramatica, K 13 M. Vanderjagt, P 17 H. Smith, SS 20 M. Doss, RB 23 J. Mungro, CB 26 W. Bacon, CB 27 V. Hutchins, CB 29 J. Jefferson, RB 33 D. Rhodes, SS 38 G. Sapp, SS 41 C. Bird, TE 48 J. Snow, C/G 56 T. Peko, LB 58 G. Brackett, DT 75 L. Triplet, OT 76 M. Freitas, TE 80 B. Hartsock, WR 83 B. Stokley, WR 86 T. Walters, LB 97 N. Rogers, DE 98 R. Mathis, DE 99 B. Sciofi. **DID NOT PLAY:** QB 12 J. Sorgi. **INACTIVE:** QB 5 T. Brown, FS 39 A. Floyd, LB 51 G. Gardner, LB 55 K. Pope, G/C 61 T. Hutton, OG 65 R. Lijja, WR 84 B. Pyatt, WR 85 A. Moorehead.

FINAL INDIVIDUAL STATISTICS

Denver Broncos												Indianapolis Colts											
RUSHING												RUSHING											
T. Bell	12	49	4.1	15	1	E. James	18	63	3.5	11	1												
R. Droughns	8	29	3.6	6	0	D. Rhodes	5	12	2.4	6	1												
J. Plummer	1	0	0.0	0	0	P. Manning	1	1	1.0	1	1												
TOTAL	21	78	3.7	15	1	TOTAL	24	76	3.2	11	3												
PASSING												PASSING											
J. Plummer	34	24	284	3/24	2	35	1	103.1	P. Manning	33	27	458	1/4	4	49	1	145.7						
TOTAL	34	24	284	3/24	2	35	1	103.1	TOTAL	33	27	458	1/4	4	49	1	145.7						
PASS RECEIVING												PASS RECEIVING											
R. Smith	7	99	14.1	30	1	R. Wayne	10	221	22.1	49	2												
T. Bell	4	32	8.0	14	0	D. Clark	6	112	18.7	31	1												
R. Droughns	4	28	7.0	9	0	M. Harrison	4	51	12.5	24	0												
J. Putzier	3	67	22.3	35	1	B. Stokley	2	33	16.5	21	0												
A. Lelie	2	27	13.5	21	0	M. Pollard	2	28	14.0	25	0												
P. Hape	2	8	4.0	6	0	E. James	2	11	5.5	6	0												
D. Carswell	1	15	15.0	15	0	J. Mungro	1	2	2.0	2	1												
D. Watts	1	8	8.0	8	0	TOTAL	27	458	16.9	49	4												
TOTAL	24	284	11.8	35	2	TOTAL	27	458	16.9	49	4												
INTERCEPTIONS												INTERCEPTIONS											
K. Herndon	1	0	0.0	0	0	M. Doss	1	0	0.0	0	0												
TOTAL	1	0	0.0	0	0	TOTAL	1	0	0.0	0	0												
PUNTING												PUNTING											
J. Baker	4	150	37.5	35.3	0	1	46	H. Smith	2	76	38.0	38.5	0	2	39								
TOTAL	4	150	37.5	35.3	0	1	46	TOTAL	2	76	38.0	38.5	0	2	39								
PUNT RETURNS												PUNT RETURNS											
C. Adams	1	-1	-1.0	0	-1	0	T. Walters	1	9	9.0	2	9	0										
T. Luke	0	0	0.0	1	0	(DOWNEED)	1	0	0.0	0	0												
TOTAL	1	-1	-1.0	0	-1	0	TOTAL	1	9	9.0	2	9	0										
KICKOFF RETURNS												KICKOFF RETURNS											
C. Sapp	4	86	21.5	0	25	0	D. Rhodes	1	36	36.0	0	36	0										
R. Droughns	2	36	18.0	0	26	0	J. Mungro	1	18	18.0	0	18	0										
T. Luke	1	41	41.0	0	41	0	(TOUCHBACK)	1	0	0.0	0	0											
C. Adams	1	25	25.0	0	25	0	TOTAL	2	54	27.0	0	36	0										
TOTAL	8	188	23.5	0	41	0	TOTAL	2	54	27.0	0	36	0										
FUMBLE RETURNS												FUMBLE RETURNS											
C. Adams	1	0	0	0	0	0	J. Snow	0	0	0	0	0	0										
TOTAL	1	0	0	0	0	0	TOTAL	0	0	0	0	0	0										

FINAL TEAM STATISTICS

BRONCOS				COLTS				BRONCOS				COLTS					
TOTAL FIRST DOWNS								18	27	FGs — PATS Had Blocked							
By Rushing								4	7	0-0							
By Passing								14	18	Net punting average							
By Penalty								0	2	35.3							
THIRD DOWN EFFICIENCY								3-12-25%	7-10-70%	TOTAL RETURN YARDAGE (Not Including Kickoffs)							
FOURTH DOWN EFFICIENCY								2-2-100%	0-0-0%	1 - 1							
TOTAL NET YARDS								338	530	No. and Yards Punt Returns							
Total Offensive Plays (inc. times thrown passing)								58	58	8-188							
Average gain per offensive play								5.8	9.1	No. and Yards Interception Returns							
NET YARDS RUSHING								78	76	1 - 1							
Total Rushing Plays								21	24	PENALTIES Number and Yards							
Average gain per rushing play								3.7	3.2	5-24							
Tackles for a loss — number and yards								2-3	0-0	FUMBLES Number and Lost							
NET YARDS PASSING								260	454	1 - 0							
Times thrown — yards lost attempting to pass								3-24	1-4	TOUCHDOWNS							
Gross yards passing								284	458	3							
PASS ATTEMPTS-COMPLETIONS-HAD INTERCEPTED								34-24-1	33-27-1	Rushing							
Average gain per pass play (inc. # thrown passing)								7.0	13.3	1							
KICKOFFS Number-In End Zone-Touchbacks								5-1-1	8-0-0	Passing							
PUNTS Number and Average								4-37.5	2-38.0	2							
Had Blocked								0	0	Interceptions							
										0							
										EXTRA POINTS Made-Attempts							
										3-3							
										Kicking Made-Attempts							
										3-3							
										FIELD GOALS Made-Attempts							
										1-1							
										RED ZONE EFFICIENCY							
										2-3-67%							
										GOAL TO GO EFFICIENCY							
										1-1-100%							
										SAFETIES							
										0							
										FINAL SCORE							
										24							
										TIME OF POSSESSION							
										30:42							
										29:18							

BRONCOS DEFENSIVE STATISTICS

(based on coaches' film review)

PLAYER	UT	A	TT	S-YDS	I-YDS	PD	FF	FR	PLAYER	UT	A	TT	S-YDS	I-YDS	PD	FF	FR
K. Herndon	8	0	8	0-0	1-0	2	0	0	J. Lynch	3	1	4	0-0	0-0	0	0	0
C. Bailey	7	0	7	0-0	0-0	0	0	0	A. Palepoi	2	1	3	0-0	0-0	0	0	0
D. Williams	5	2	7	0-0	0-0	1	0	0	R. Hayward	2	0	2	1-4	0-0	0	0	0
R. Alexander	6	0	6	0-0	0-0	1	0	0	M. Pope	2	0	2	0-0	0-0	0	0	0
M. Coleman	5	1	6	0-0	0-0	0	0	0	R. Johnson	1	1	2	0-0	0-0	0	0	0
A. Wilson	4	2	6	0-0	0-0	0	0	0	M. Fatafehi	1	0	1	0-0	0-0	0	0	0
D. Spragan	2	3	5	0-0	0-0	0	0	0	TEAM TOTALS	51	12	63	1-4	1-0	4	0	0
K. Kennedy	3	1	4	0-0	0-0	0	0	0									

Baltimore 21, Denver 3

Sunday, Dec. 31, 2000 • 12:35 p.m. EST • PSINet Stadium • Baltimore

WEATHER: Mostly Sunny, 22° (wind chill 5°), Wind NNW 20-25 mph • ATTENDANCE: 69,638 • TIME: 2:54

2000 AFC Wild Card Playoff Game

The Broncos' 2000 season ended in a disappointing 21-3 defeat at the hands of the Baltimore Ravens in an AFC Wild Card Playoff Game at PSINet Stadium in Baltimore on a blustery New Year's Eve day in front of 69,638 fans.

Denver's offense managed just 177 yards—the club's third-lowest output in 28 postseason games—and nine first downs against a record-setting Ravens defense, which put an end to the Broncos' seven-game postseason winning streak.

After a scoreless first quarter, Baltimore put up the first points when Jamal Lewis reached the end zone from one yard out early in the second quarter to cap a 10-play, 75-yard drive.

The Broncos answered with a 31-yard Jason Elam field goal to narrow the deficit to 7-3 when a promising 12-play, 68-yard drive stalled after a third-and-1 opportunity at the Ravens' 12-yard line. What followed would prove to be the play of the game, if not one of the more bizarre plays of the year.

The Ravens' Corey Harris returned the ensuing kickoff 15 yards to the Baltimore 42-yard line. On first-and-10, Baltimore's Trent Dilfer attempted a screen pass to Lewis, who tipped the ball into and out of the hands of Denver cornerback Terrell Buckley. The loose ball was grabbed out of the air by former Broncos tight end Shannon Sharpe, who dashed 58 yards for a touchdown, boosting the lead to 14-3 at the half.

Baltimore increased its lead to 21-3 late in the third quarter when Lewis ran 27 yards for his second touchdown of the day to cap the scoring.

Denver managed just 83 yards on its eight second-half possessions and was held scoreless to preserve the lowest scoring output (3) in franchise postseason history. The Broncos penetrated Ravens territory just once all day and ran only seven plays on the Baltimore side of the field.

Broncos quarterback Gus Frerotte, subbing for the injured Brian Griese, completed 13-of-28 passes for 124 yards with one interception. Denver's Ed McCaffrey led all receivers with eight catches for 75 yards (9.4 avg.).

Mike Anderson led the Broncos in rushing with 40 yards on 15 carries. Safety Billy Jenkins and defensive end Maa Tanuvasa each had sacks for the Broncos' defense, which held Baltimore to 240 net yards of total offense and forced 10 punts. Denver also allowed the Ravens to convert just 4-of-14 (28.6%) of their third-down attempts.

OFFICIALS:

Referee — Larry Nemmers (20); **Umpire** — Bob Wagner (100); **Head Linesman** — Tony Veteri (36); **Line Judge** — Ron Phares (10); **Field Judge** — Steve Zimmer (33); **Side Judge** — Doug Toole (4); **Back Judge** — Richard Reels (83); **Replay** — Bob Boylston.

	1	2	3	4	OT	TOTAL	FIELD GOALS (made () & missed)
VISITOR Denver Broncos	0	3	0	0	—	3	J. Elam (31)
HOME Baltimore Ravens	0	14	7	0	—	21	

Team	Qtr	Clock Time	PLAY DESCRIPTION (Extra Point) (Drive Info)	SCORE	
				Visitor	Home
RAVENS	2	11:43	Ja. Lewis 1 yd. run (M. Stover, kick) (10-75, 5:51)	0	7
BRONCOS	2	4:31	J. Elam 31 yd. Field Goal (12-68, 7:12)	3	7
RAVENS	2	4:06	S. Sharpe 58 yd. pass from T. Dilfer (M. Stover, kick) (1-58, 0:25)	3	14
RAVENS	3	3:19	Ja. Lewis 27 yd. run (M. Stover, kick) (2-28, 0:42)	3	21

DENVER BRONCOS

OFFENSE		DEFENSE	
WR 80 R. Smith	LE 98 M. Tanuvasa		
LT 77 T. Jones	LT 94 K. Traylor		
LG 64 L. Friedman	RT 93 T. Pryce		
C 66 T. Nalen	RE 95 K. Pittman		
RG 62 D. Neil	WLB 51 J. Mobley		
RT 78 M. Lepsis	MLB 56 A. Wilson		
TE 89 D. Carswell	SLB 53 B. Romanowski		
WR 87 E. McCaffrey	LCB 39 R. Crockett		
QB 12 G. Frerotte	RCB 27 T. Buckley		
RB 38 M. Anderson	SS 32 B. Jenkins		
FB 29 H. Griffith	FS 26 E. Brown		

BRONCOS SUBSTITUTIONS: K 1 J. Elam, K 2 S. Lindsey, P 16 T. Rouen, QB 17 J. Jackson, CB 24 D. O'Neal, S 28 K. Kennedy, CB 33 J. Spencer, CB 35 J. Suttle, FB 42 D. Smith, RB 46 K. Coleman, S 48 G. Coghill, LB 52 I. Gold, LB 55 K. Burns, LB 59 G. Cadrez, C 60 K.C. Jones, G/T 65 C. Carlisle, WR 81 S. Montgomery, WR 83 T. McGriff, TE 86 B. Chamberlain, TE 88 De. Clark, DE 92 L. Archambeau, DE 96 H. Hasselbach, DT 97 M. Lodish. **DID NOT PLAY:** QB 14 B. Griese. **INACTIVE:** RB 30 T. Davis, S 47 Da. Clark, TE 82 B. Williams, WR 84 C. Cole, WR 85 C. Fields, DT 90 J. Johnson, DE 99 M. Reagar.

BALTIMORE RAVENS

OFFENSE		DEFENSE	
WR 87 Q. Ismail	LE 90 R. Burnett		
LT 75 J. Ogden	LT 95 S. Adams		
LG 64 E. Mulitalo	RT 98 T. Siragusa		
C 60 J. Mitchell	RE 99 M. McCrary		
RG 62 M. Flynn	LLB 58 P. Boulware		
RT 70 H. Swayne	MLB 52 R. Lewis		
TE 82 S. Sharpe	RLB 55 J. Sharper		
TE 81 B. Coates	LCB 22 D. Starks		
QB 8 T. Dilfer	RCB 21 C. McAlister		
RB 31 Ja. Lewis	SS 20 K. Herring		
FB 32 S. Gash	FS 26 R. Woodson		

RAVENS SUBSTITUTIONS: K 3 M. Stover, P 5 K. Richardson, QB 12 T. Banks, FB 29 C. Evans, RB 33 P. Holmes, CB 35 R. Bailey, CB 38 J. Trapp, S 42 A. Mitchell, S 45 C. Harris, LB 50 B. Jackson, LB 51 C. Brown, LB 56 A. Davis, LB 57 O. Brigance, C 66 J. Hudson, OL 77 K. Vickers, DT 79 L. Webster, WR 80 B. Stokley, WR 83 P. Johnson, WR 84 Je. Lewis, WR 86 B. Davis, DT 91 L. Dalton, DE 93 K. Washington. **DID NOT PLAY:** OT 71 S. Folau. **INACTIVE:** QB 7 C. Redman, WR 11 M. Nash, CB 25 C. Love, S 43 A. Poindexter, OT 72 S. Williams, OG 74 O. Bobo, TE 85 J. Jones, DE 96 A. Thomas.

FINAL INDIVIDUAL STATISTICS

Denver Broncos											Baltimore Ravens											
RUSHING											RUSHING											
M. Anderson	15	40	2.7	13	0	Ja. Lewis	30	110	3.7	27	2											
R. Smith	2	3	1.5	7	0	P. Holmes	5	6	1.2	4	0											
G. Frerotte	1	-1	-1.0	-1	0	Je. Lewis	1	5	5.0	5	0											
						T. Dilfer	1	2	2.0	2	0											
						T. Banks	1	-1	-1.0	-1	0											
TOTAL	18	42	2.3	13	0	TOTAL	38	122	3.2	27	2											
PASSING											PASSING											
G. Frerotte	28	13	124	4/34	0	24	1	44.3	T. Dilfer	14	9	130	2/12	1	58	0	118.2					
J. Jackson	10	5	54	1/9	0	19	0	66.3	T. Banks	1	0	0	0/0	0	0	0	39.6					
TOTAL	38	18	178	5/43	0	24	1	50.1	TOTAL	15	9	130	2/12	1	58	0	110.4					
PASS RECEIVING											PASS RECEIVING											
E. McCaffrey	8	75	9.4	16	0	Q. Ismail	4	35	8.8	15	0											
R. Smith	3	58	19.3	24	0	S. Sharpe	3	73	24.3	58	1											
M. Anderson	2	10	5.0	8	0	Ja. Lewis	1	15	15.0	15	0											
D. Carswell	2	8	4.0	6	0	S. Gash	1	7	7.0	7	0											
H. Griffith	1	16	16.0	16	0																	
T. McGriff	1	6	6.0	6	0	TOTAL	9	130	14.4	58	1											
De. Clark	1	5	5.0	5	0																	
TOTAL	18	178	9.9	24	0																	
INTERCEPTIONS											INTERCEPTIONS											
TOTAL	0	0	0.0	—	0	R. Lewis	1	4	4.0	4	0											
						TOTAL	1	4	4.0	4	0											
PUNTING											PUNTING											
T. Rouen	9	346	38.4	35.6	0	0	62	K. Richardson	10	383	38.3	33.0	2	4	66							
TOTAL	9	346	38.4	35.6	0	0	62	TOTAL	10	383	38.3	33.0	2	4	66							
PUNT RETURNS											PUNT RETURNS											
D. O'Neal	3	13	4.3	0	7	0	Je. Lewis	4	26	6.5	2	17	0									
D. Smith	1	0	0.0	0	0	0	(DOWNEED)	3	0	0.0	0	—	0									
T. Buckley	0	0	0.0	1	—	0																
(DOWNEED)	3	0	0.0	0	—	0																
(TOUCHBACK)	2	0	0.0	0	—	0																
RETURNS	4	13	3.3	1	7	0	RETURNS	4	26	6.5	2	17	0									
KICKOFF RETURNS											KICKOFF RETURNS											
B. Chamberlain	1	15	15.0	0	15	0	C. Harris	1	15	15.0	0	15	0									
D. Smith	1	15	15.0	0	15	0	B. Coates	1	8	8.0	0	8	0									
D. O'Neal	1	13	13.0	0	13	0																
(TOUCHBACK)	1	0	0.0	0	—	0																
RETURNS	3	43	14.3	0	15	0	RETURNS	2	23	11.5	0	15	0									
Denver Broncos											Baltimore Ravens											
FUMBLES	Fum	Lost	Rec.	Yds	TD	FF	Rec.	Yds	TD	Bnds	FUMBLES	Fum	Lost	Rec.	Yds	TD	FF	Rec.	Yds	TD	Bnds	
B. Jenkins	0	0	0	0	0	1	0	0	0	0	T. Dilfer	1	0	0	0	0	0	0	0	0	0	0
											J. Ogden	0	0	1	0	0	0	0	0	0	0	0
TOTAL	0	0	0	0	1	0	0	0	0	0	TOTAL	1	0	1	0	0	0	0	0	0	0	0

FINAL TEAM STATISTICS

	BRONCOS	RAVENS	BRONCOS	RAVENS
TOTAL FIRST DOWNS	9	13	PUNTS Number and Average	9-38.4 10-38.3
By Rushing	1	5	Had Blocked	0
By Passing	8	7	FGs — PATs Had Blocked	0-0
By Penalty	0	1	Net punting average	35.6
THIRD DOWN EFFICIENCY	3-16-19%	4-14-29%	TOTAL RETURN YARDAGE (Not Including Kickoffs)	13 30
FOURTH DOWN EFFICIENCY	1-3-33%	0-0-0%	No. and Yards Punt Returns	4-13
TOTAL NET YARDS	177	240	No. and Yards Kickoff Returns	3-43
Total Offensive Plays (inc. times thrown passing)	61	55	No. and Yards Interception Returns	0-0
Average gain per offensive play	2.9	4.4	PENALTIES Number and Yards	6-33
NET YARDS RUSHING	42	122	FUMBLES Number and Lost	0-0
Total Rushing Plays	18	38	TOUCHDOWNS	0
Average gain per rushing play	2.3	3.2	Rushing	0
Tackles for a loss — number and yards	1-4	3.6	Passing	0
NET YARDS PASSING	135	118	EXTRA POINTS Made-Attempts	0-0
Times thrown — yards lost attempting to pass	5-43	2-12	Kicking Made-Attempts	0-0
Gross yards passing	178	130	FIELD GOALS Made-Attempts	1-1
PASS ATTEMPTS-COMPLETIONS-HAD INTERCEPTED	38-18-1	15-9-0	SAFETIES	0
Average gain per pass play (inc. # thrown passing)	3.1	6.9	FINAL SCORE	3 21
KICKOFFS Number-In End Zone-Touchbacks	2-0-0	4-1-1	TIME OF POSSESSION	27:37 32:23

BRONCOS DEFENSIVE STATISTICS

(based on unofficial press box statistics)																	
PLAYER	UT	A	TT	S-YDS	I-YDS	PD	FF	FR	PLAYER	UT	A	TT	S-YDS	I-YDS	PD	FF	FR
B. Jenkins	10	2	12	1-10	0-0	0	1	0	I. Gold	1	0	1	0-0	0-0	0	0	0
T. Pryce	7	0	7	0-0	0-0	1	0	0	M. Lodish	1	0	1	0-0	0-0	0	0	0
J. Mobley	6	0	6	0-0	0-0	0	0	0	K. Traylor	0	1	1	0-0	0-0	0	0	0
A. Wilson	4	2	6	0-0	0-0	0	0	0	L. Archambeau	0	1	0	0-0	0-0	0	0	0
E. Brown	4	1	5	0-0	0-0	0	0	0	T. Buckley	0	0	0	0-0	0-0	0	0	0
M. Tanuvasa	3	2	5	1-2	0-0	0	0	0	G. Gadrez	0	0	0	0-0	0-0	0	0	0
H. Hasselbach	4	0	4	0-0	0-0	0	0	0	D. O'Neal	0	0	0	0-0	0-0	0	0	0
B. Romanowski	2	2	4	0-0	0-0	0	0	0	J. Spencer	0	0	0	0-0	0-0	0	0	0
K. Pittman	2	1	3	0-0	0-0	0	0	0	TEAM TOTALS	46	11	57	2-12	0-0	1	1	0
R. Crockett	2	0	2	0-0	0-0	0	0	0									





Denver 34, Atlanta 19

Sunday, Jan. 31, 1999 • 6:25 p.m. EST • Pro Player Stadium • Miami

WEATHER: Mostly Cloudy, 73°, Wind E 10 mph • ATTENDANCE: 74,803 • TIME: 3:18

Super Bowl XXXIII



The Denver Broncos clinched their second consecutive World Championship with a 34-19 victory over the Atlanta Falcons in Super Bowl XXXIII before 74,803 fans at Miami's Pro Player Stadium and millions more watching around the world. Denver became just the sixth franchise in NFL history to win back-to-back Super Bowl titles and posted the seventh repeat championship in Super Bowl history.

Quarterback John Elway claimed the game's Most Valuable Player award by completing 18-of-29 passes for 336 yards (third most in Super Bowl history at the time), including an 80-yard scoring toss to Rod Smith in the second quarter that tied for the second-longest TD pass in Super Bowl history. Elway also ran for a 3-yard score in the fourth quarter, making him the oldest player (38) to score a touchdown in the Super Bowl, eclipsing the mark he set a year earlier by scoring in Super Bowl XXXII.

Elway's accurate passing and the effective running of Terrell Davis, who set an NFL record with his seventh consecutive 100-yard game in the postseason (102 yards), kept the Falcons off balance all night. The Broncos' defense chipped in with two sacks and four takeaways, including two interceptions by Darrien Gordon, who set a Super Bowl record for most interception return yards in a game (108).

Atlanta took the opening kickoff and capped its drive with a 32-yard Morten Andersen field goal before Denver answered with the game's next 17 points. The first score came on a 1-yard run by Howard Griffith that ended a 10-play, 80-yard opening drive by the Broncos, and the lead was increased to 10-3 on a 26-yard Jason Elam field goal that capped Denver's third possession. After Andersen missed a 26-yard field goal attempt, the Broncos answered with the Elway-to-Smith 80-yard score on the next play to push the lead to 17-3. The Falcons narrowed the margin to 17-6 at halftime with a 28-yard Andersen field goal.

After a scoreless third quarter, Denver took advantage of Gordon's first interception by capping a short 24-yard drive with another Griffith 1-yard touchdown run early in the fourth quarter. Gordon's second interception set up Elway's 3-yard touchdown run that put Denver ahead 31-6 with 11:20 remaining. Two late touchdowns by Atlanta, sandwiched around a 37-yard Elam field goal, produced the final margin.

OFFICIALS:

Referee — Bernie Kukar (86); **Umpire** — Jim Daopoulos (75); **Head Linesman** — Sanford Rivers (21); **Line Judge** — Ron Baynes (56); **Field Judge** — Tim Millis (80); **Side Judge** — Gary Lane (120); **Back Judge** — Don Hakes (96).

DENVER BRONCOS

OFFENSE		DEFENSE	
WR 80	R. Smith	LE 96	H. Hasselbach
LT 77	T. Jones	LT 94	K. Traylor
LG 69	M. Schlereth	RT 93	T. Pryce
C 66	T. Nalen	RE 98	M. Tanuvasa
RG 62	D. Neil	WLB 51	J. Mobley
RT 74	H. Swayne	MLB 59	G. Cadrez
TE 84	S. Sharpe	SLB 53	B. Romanowski
WR 87	E. McCaffrey	LCB 39	R. Crockett
QB 7	J. Elway	RCB 21	D. Gordon
HB 30	T. Davis	SS 34	T. Braxton
FB 29	H. Griffith	FS 27	S. Atwater

BRONCOS SUBSTITUTIONS: K 1 J. Elam, QB 6 B. Brister, P 16 T. Rouen, CB 20 T. James, RB 22 V. Hebron, CB 25 D. Johnson, CB 28 T. Paul, RB 31 D. Loville, RB 37 A. Lynn, FB 42 D. Smith, S 48 G. Coghill, LB 56 K. Burns, G 63 D. Diaz-Infante, T 78 M. Lepsis, WR 82 M. Nash, WR 85 W. Green, TE 86 B. Chamberlain, TE 89 D. Carswell, DE 90 N. Smith, DE 91 A. Williams, DE 95 M. Washington, DT 97 M. Lodish, LB 99 S. Joyner. **INACTIVE:** QB 14 B. Griese, S 26 E. Brown, LB 54 N. Wayne, C 60 K.C. Jones, T 70 T. Teague, DE 73 C. Brown, G 79 C. Banks, WR 83 J. Armour.

ATLANTA FALCONS

OFFENSE		DEFENSE	
WR 80	T. Martin	LE 92	L. Archambeau
LT 70	B. Whitfield	LT 78	T. Hall
LG 68	C. Collins	RT 95	S. Dronett
C 61	R. Tobeck	RE 90	C. Smith
RG 69	G. Williams	WLB 97	C. Bennett
RT 74	E. Salaam	MLB 58	J. Tuggle
TE 88	O.J. Santiago	SLB 94	H. Crockett
WR 81	T. Mathis	LCB 34	R. Buchanan
QB 12	C. Chandler	RCB 20	M. Booker
RB 32	J. Anderson	SS 35	W. White
FB 85	B. Kozlowski	FS 41	E. Robinson

FALCONS SUBSTITUTIONS: P 4 D. Strzyzinski, K 5 M. Andersen, CB 21 E. Williams, CB 23 R. Bradford, S 25 D. Bush, RB 28 H. Green, CB 29 R. Fuller, FB 45 G. Downs, LB 52 C. Sauer, LB 54 R. Hamilton, LB 56 K. Brooking, LB 59 B. Talley, G 64 B. Hallen, C/G 67 A. Schreiber, T 76 J. Portilla, WR 82 R. Harris, WR 83 T. Dwight, TE 86 E. Smith, DE 91 J. Burrough, DT 95 E. Tuolo, DE 96 A. Edwards. **DID NOT PLAY:** QB 17 S. DeBerg, RB 33 K. Oxendine. **INACTIVE:** QB 13 T. Graziani, CB 26 D. Anderson, S 27 O. Brown, S 47 C. Bayne, G/C 79 D. Widell, TE 84 R. Monroe, WR 89 T. Kinchen, DE 93 S. Swayda.

	1	2	3	4	OT	TOTAL	FIELD GOALS (made /) & missed	
VISITOR	Denver Broncos	7	10	0	17	—	34	J. Elam (26) 38WR 48WL (37)
HOME	Atlanta Falcons	3	3	0	13	—	19	M. Andersen (32) 26WR (28)

Team	Qtr	Clock Time	PLAY DESCRIPTION (Extra Point) (Drive Info)	SCORE	
				Visitor	Home
FALCONS	1	9:35	M. Andersen 32 yd. Field Goal (10-48, 5:25)	0	3
BRONCOS	1	3:55	H. Griffith 1 yd. run (J. Elam, kick) (10-80, 5:40)	7	3
BRONCOS	2	9:17	J. Elam 26 yd. Field Goal (11-63, 4:58)	10	3
BRONCOS	2	4:54	R. Smith 80 yd. pass from J. Elway (J. Elam, kick) (1-80, 0:13)	17	3
FALCONS	2	2:25	M. Andersen 28 yd. Field Goal (7-38, 2:29)	17	6
BRONCOS	4	14:56	H. Griffith 1 yd. run (J. Elam, kick) (5-24, 1:50)	24	6
BRONCOS	4	11:20	J. Elway 3 yd. run (J. Elam, kick) (3-48, 1:17)	31	6
FALCONS	4	11:01	T. Dwight 94 yd. kickoff return (M. Andersen, kick)	31	13
BRONCOS	4	7:08	J. Elam 37 yd. Field Goal (7-36, 3:53)	34	13
FALCONS	4	2:04	T. Mathis 3 yd. pass from C. Chandler (2-pt. Attempt Failed) (16-76, 5:04)	34	19

FINAL INDIVIDUAL STATISTICS

Denver Broncos											Atlanta Falcons										
RUSHING		ATT	YDS	AVG	LG	TD	RUSHING		ATT	YDS	AVG	LG	TD								
T. Davis	25	102	4.1	15	0	J. Anderson	18	96	5.3	15	0										
H. Griffith	4	9	2.3	4	2	C. Chandler	4	30	7.5	12	0										
D. Loville	2	8	4.0	6	0	T. Dwight	1	5	5.0	5	0										
J. Elway	3	2	0.7	3	1	TOTAL						23	131	5.7	15	0					
R. Smith	1	1	1.0	1	0	PASSING		ATT	CMP	YDS	TD	LG	INT	Rtg.							
B. Brister	1	-1	-1.0	-1	0	J. Elway	29	18	336	0/0	1	80	1	99.2							
TOTAL		36	121	3.4	15	3	C. Chandler	35	19	219	2/13	1	30	3	47.2						
TOTAL		36	121	3.4	15	3	TOTAL		35	19	219	2/13	1	30	3	47.2					

Denver Broncos											Atlanta Falcons										
PASSING		ATT	CMP	YDS	TD	LG	INT	Rtg.	PASSING		ATT	CMP	YDS	TD	LG	INT	Rtg.				
J. Elway	29	18	336	0/0	1	80	1	99.2	C. Chandler	35	19	219	2/13	1	30	3	47.2				
TOTAL		29	18	336	0/0	1	80	1	99.2	TOTAL		35	19	219	2/13	1	30	3	47.2		

Denver Broncos											Atlanta Falcons										
PASS RECEIVING		NO	YDS	AVG	LG	TD	PASS RECEIVING		NO	YDS	AVG	LG	TD								
R. Smith	5	152	30.4	80	1	T. Mathis	7	85	12.1	30	1										
E. McCaffrey	5	72	14.4	25	0	T. Martin	5	79	15.8	23	0										
B. Chamberlain	3	29	9.7	13	0	J. Anderson	3	16	5.3	9	0										
T. Davis	2	50	25.0	39	0	R. Harris	2	21	10.5	13	0										
S. Sharpe	2	26	13.0	14	0	O.J. Santiago	1	13	13.0	13	0										
H. Griffith	1	7	7.0	7	0	B. Kozlowski	1	5	5.0	5	0										
TOTAL		18	336	18.7	80	1	TOTAL		19	219	11.5	30	1								

Denver Broncos											Atlanta Falcons										
INTERCEPTIONS		NO	YDS	AVG	LG	TD	INTERCEPTIONS		NO	YDS	AVG	LG	TD								
D. Gordon	2	108	54.0	58	0	R. Bradford	1	1	1.0	1	0										
D. Johnson	1	28	28.0	28	0	TOTAL						1	1	1.0	1	0					
TOTAL		3	136	45.3	58	0	TOTAL		1	1	1.0	1	0								

Denver Broncos											Atlanta Falcons										
PUNTING		NO	YDS	AVG	NET	TB	IN20	LG	PUNTING		NO	YDS	AVG	NET	TB	IN20	LG				
T. Rouen	1	35	35.0	35.0	0	1	35	D. Strzyzinski	1	39	39.0	39.0	0	0	39						
TOTAL		1	35	35.0	35.0	0	1	35	TOTAL		1	39	39.0	39.0	0	0	39				

Denver Broncos											Atlanta Falcons										
PUNT RETURNS		NO	YDS	AVG	FC	LG	TD	PUNT RETURNS		NO	YDS	AVG	FC	LG	TD						
(DOWNED)	1	0	0.0	0	—	0	T. Dwight	0	0	0.0	1	—	0								
RETURNS		1	0	0.0	0	—	0	RETURNS		0	0	0.0	1	—	0						

Denver Broncos											Atlanta Falcons										
KICKOFF RETURNS		NO	YDS	AVG	FC	LG	TD	KICKOFF RETURNS		NO	YDS	AVG	FC	LG	TD						
V. Hebron	2	42	21.0	0	26	0	T. Dwight	5	210	42.0	0	94	1								
B. Chamberlain	1	2	2.0	0	2	0	B. Kozlowski	2	17	8.5	0	16	0								
RETURNS		3	44	14.7	0	26	0	RETURNS		7	227	32.4	0	94	1						

Denver Broncos											Atlanta Falcons													
FUMBLES		Fum	Lost	Rec.	Yds	TD	FF	Rec.	Yds	TD	Bnds	FUMBLES		Fum	Lost	Rec.	Yds	TD	FF	Rec.	Yds	TD	Bnds	
G. Coghill	0	0	0	0	0	1	0	0	0	0	0	J. Anderson	1	1	0	0	0	0	0	0	0	0	0	
T. Braxton	0	0	0	0	0	1	4	0	0	0	0	TOTAL		1	1	0	0	0	0	0	0	0	0	
TOTAL		0	0	0	0	1	4	0	0	0	0	TOTAL		1	1	0	0	0	0	0	0	0	0	0

FINAL TEAM STATISTICS

BRONCOS				FALCONS				BRONCOS				FALCONS			
TOTAL FIRST DOWNS		22	21	FGs - PATS Had Blocked		0-0	0-0								
By Rushing		8	8	TOTAL RETURN YARDAGE (Not Including Kickoffs)		136	1								
By Passing		14	12	No. and Yards Punt Returns		0-0	0-0								
By Penalty		0	1	No. and Yards Kickoff Returns		3-44	7-227								
THIRD DOWN EFFICIENCY		6-13-46%	5-11-45%	No. and Yards Interception Returns		3-136	1-1								
FOURTH DOWN EFFICIENCY		0-1-0%	1-2-50%	PENALTIES Number and Yards		4-61	0-0								
TOTAL NET YARDS		457	337	FUMBLES Number and Lost		0-0	1-1								
Total Offensive Plays (inc. times thrown passing)		65	60	TOUCHDOWNS		4	2								
Average gain per offensive play		7.0	5.6	Rushing		3	0								
NET YARDS RUSHING		121	131	Passing		1	1								
Total Rushing Plays		36	23	Kickoff Returns		0	0								
Average gain per rushing play		3.4	5.7	EXTRA POINTS Made-Attempts		4-4	1-2								
NET YARDS PASSING		336	206	Kicking Made-Attempts		4-4	1-1								
Times thrown - yards lost attempting to pass		0-0	2-13	Passing Made-Attempts		0-0	0-1								
Gross yards passing		336	219	FIELD GOALS Made-Attempts		2-4	2-3								
PASS ATTEMPTS-COMPLETIONS-HAD INTERCEPTED		29-18-1	35-19-3	SAFETIES		0	0								
Average gain per pass play (inc. # thrown passing)		11.6	5.6	FINAL SCORE		34	19								
KICKOFFS Number-In End Zone-Touchbacks		7-0-0	5-2-1	TIME OF POSSESSION		31:23	28:37								
PUNTS Number and Average		1-35	1-39												
Had Blocked		0	0												

BRONCOS DEFENSIVE STATISTICS

(based on unofficial press box statistics)

PLAYER	UT	A	TT	S-YDS	I-YDS	PD	FF	FR	PLAYER	UT	A	TT	S-YDS	I-YDS	PD	FF	FR
G. Cadrez	4	4	8	0-0	0-0	0	0	0	H. Hasselbach	1	1	2	0-0	0-0	0	0	0
S. Atwater	4	3	7	0-0	0-0	1	0	0	G. Coghill	1	0	1	0-0	0-0	0	1	0
R. Crockett	5	0	5	0-0	0-0	0	0	0	D. Johnson	1	0	1	0-0	1-28	1	0	0
B. Romanowski	4	1	5	1-7	0-0	1	0	0	M. Washington	1	0	1	0-0	0-0	0	0	0
D. Gordon	2	1	3	0-0	2-108	3	0	0	T. Pryce	0	1	1	0-0	0-0	0	0	0
M. Tanuvasa	2	1	3	0-0													



Denver 23, N.Y. Jets 10

Sunday, Jan. 17, 1999 • 2:15 p.m. MST • Mile High Stadium • Denver

WEATHER: Sunny, 41° (wind chill 18°), Wind NW 24 mph • ATTENDANCE: 75,482 • TIME: 3:16

1998 AFC Championship Game

The Broncos clinched their AFC-record sixth berth in a Super Bowl by defeating the New York Jets 23-10 in the AFC Championship Game before a crowd of 75,482 fans at Mile High Stadium and a CBS national television audience.

After failing to score in the first half, the Broncos scored 20 third-quarter points to take control of the game. The win propelled Denver to the Super Bowl for the second consecutive season, matching the back-to-back Super Bowl appearances of the 1986 and '87 Broncos.

The Jets took a 10-0 lead after John Hall's 32-yard field goal in the second quarter and Curtis Martin's 1-yard touchdown run early in the third quarter that was set up by a blocked punt at the Broncos' 1-yard line. That touchdown proved to be just the wake-up call that Denver needed to ignite its offense as well as the unusually quiet Mile High crowd. On first-and-10 from the 36-yard line, John Elway connected with Ed McCaffrey on a 47-yard pass play before finding fullback Howard Griffith for an 11-yard touchdown pass to narrow the Jets' lead to 10-7.

Then, a wind-stiffed kickoff fumble was recovered by Broncos linebacker Keith Burns and turned into a 44-yard Jason Elam field goal to tie the game. Following another Elam field goal, the Broncos opened up a 10-point lead, 20-10, on Terrell Davis' 31-yard touchdown run late in the third quarter.

The Broncos' defense, which deserved credit for keeping the club in the game in the first half while the offense sputtered, forced six turnovers (including two interceptions by Darrien Gordon) and held the Jets to 14 yards on 13 rushes. The four opponent fumbles recovered by Denver set a franchise post-season record.

Davis set numerous records during the contest, including passing his own NFL-record total of 2,331 yards rushing in an entire season (regular and postseason combined) set in 1997 and rushing for 100 yards for the sixth consecutive postseason game to tie John Riggins for the most all time. He also passed Larry Csonka and Riggins for seventh and sixth place in career postseason rushing yards. Tight end Shannon Sharpe (two catches) tied Vance Johnson (40) for the most career receptions in the postseason by a Bronco while Elam's three field goals tied a Denver single-game playoff record.

With its win, Denver maintained a perfect record (12-0) when leading after three quarters in the playoffs.

OFFICIALS:	
Referee — Ed Hochuli (85); Umpire — Chad Brown (31); Head Linesman — George Hayward (54); Line Judge — Tom Barnes (55); Field Judge — Tom Sifferman (118); Side Judge — Doug Toole (4); Back Judge — Richard Reels (83).	

DENVER BRONCOS

OFFENSE				DEFENSE			
WR 80 R. Smith	LE 96 H. Hasselbach	LT 77 T. Jones	LT 94 K. Traylor	LG 69 M. Schlereth	RT 93 T. Pryce	C 66 T. Nalen	RE 98 M. Tanuvasa
RG 62 D. Neil	WLB 51 J. Mobley	RT 74 H. Swayne	MLB 59 G. Cadrez	TE 84 S. Sharpe	SLB 53 B. Romanowski	WR 87 E. McCaffrey	LCB 39 R. Crockett
QB 7 J. Elway	RCB 21 D. Gordon	HB 30 T. Davis	CB 25 D. Johnson	TE 89 D. Carswell	FS 27 S. Atwater		

BRONCOS SUBSTITUTIONS: K 1 J. Elam, P 16 T. Rouen, CB 20 T. James, RB 22 W. Hebronn, CB 28 T. Paul, FB 29 H. Griffith, RB 31 D. Loville, S 34 T. Braxton, RB 37 A. Lynn, FB 42 D. Smith, S 48 G. Coghill, LB 56 K. Burns, G 63 D. Diaz-Infante, T 78 M. Lepsis, WR 82 M. Nash, WR 85 W. Green, TE 86 B. Chamberlain, DE 90 N. Smith, DE 91 A. Williams, DE 95 M. Washington, DT 97 M. Lodish, LB 99 S. Joyner. **DID NOT PLAY:** QB 6 B. Brister. **INACTIVE:** QB 14 B. Griesse, S 26 E. Brown, LB 54 N. Wayne, C 60 K.C. Jones, T 70 T. Teague, DE 73 C. Brown, G 79 C. Banks, WR 83 J. Armour.

NEW YORK JETS

OFFENSE				DEFENSE			
WR 19 K. Johnson	LE 95 R. Lyle	LT 76 J. Elliott	LT 72 J. Ferguson	LG 62 T. Burger	RE 98 A. Pleasant	C 68 K. Mawae	OLB 53 C. Cascadden
RG 70 M. O'Dwyer	LLB 57 M. Lewis	RT 69 J. Fabini	MLB 52 P. Johnson	TE 88 K. Brady	RLB 51 B. Cox	WR 80 W. Chrebet	LCB 24 R. Mickens
QB 16 V. Testaverde	RCB 45 O. Smith	RB 28 C. Martin	SS 21 V. Green	FB 41 K. Byars	FS 44 C. Brown		

JETS SUBSTITUTIONS: K 9 J. Hall, P 17 J. Kidd, RB 22 D. Meggett, S 23 K. Williams, S 30 C. Hayes, CB 31 A. Glenn, CB 42 M. Coleman, S 47 S. Frost, LB 50 R. Holmberg, LB 54 D. Gordon, LB 58 J. Farris, C/G 65 J. Hudson, C/G 67 M. Gislser, T/G 71 K. Jenkins, TE 82 B. Spence, TE 84 F. Baxter, WR 86 A. Van Dyke, WR 89 D. Ward, DE 92 B. Hamilton, DT 93 E. Logan, DE 99 E. Ogbogu. **DID NOT PLAY:** QB 6 R. Lucas, RB 20 R. Anderson. **INACTIVE:** QB 4 G. Foley, S 26 J. Henderson, FB 33 J. Sowell, G/T 60 D. Karczewski, G 66 A. Bernstein, DT 75 C. Hansen, G 79 J. Bundern, DE 97 D. Boose.

Team	Qtr	Clock Time	PLAY DESCRIPTION (Extra Point) (Drive Info)	SCORE Visitor	SCORE Home
JETS	2	0:00	J. Hall 32 yd. Field Goal (6-46, 0:38)	3	0
JETS	3	11:56	C. Martin 1 yd. run (J. Hall, kick) (1-1, 0:04)	10	0
BRONCOS	3	10:18	H. Griffith 11 yd. pass from J. Elway (J. Elam, kick) (3-64, 1:38)	10	7
BRONCOS	3	8:23	J. Elam 44 yd. Field Goal (4-5, 1:46)	10	10
BRONCOS	3	2:58	J. Elam 48 yd. Field Goal (8-27, 3:14)	10	13
BRONCOS	3	0:18	T. Davis 31 yd. run (J. Elam, kick) (3-38, 1:24)	10	20
BRONCOS	4	3:40	J. Elam 35 yd. Field Goal (4-1, 1:00)	10	23

FINAL INDIVIDUAL STATISTICS

New York Jets										Denver Broncos																																																																									
RUSHING	ATT	YDS	AVG	LG	TD	RUSHING	ATT	YDS	AVG	LG	TD	RUSHING	ATT	YDS	AVG	LG	TD	RUSHING	ATT	YDS	AVG	LG	TD																																																												
C. Martin	13	14	1.1	4	1	T. Davis	32	167	5.2	31	1	J. Elway	3	13	4.3	9	0	D. Loville	2	7	3.5	4	0	T. Rouen	1	-9	-9.0	-9	0	T. TOTAL	38	178	4.7	31	1																																																
TOTAL	13	14	1.1	4	1	TOTAL	38	178	4.7	31	1	TOTAL	34	173	5.1	47	0	TOTAL	34	13	173	5.1	47	0	TOTAL	34	173	5.1	47	0	TOTAL	34	173	5.1	47	0																																															
PASSING	ATT	CMP	YDS	TKD/YD	TD	LG	IN	Rtg.	PASSING	ATT	CMP	YDS	TKD/YD	TD	LG	IN	Rtg.	PASSING	ATT	CMP	YDS	TKD/YD	TD	LG	IN	Rtg.	PASSING	ATT	CMP	YDS	TKD/YD	TD	LG	IN	Rtg.																																																
V. Testaverde	52	31	356	0/0	0	28	2	64.3	J. Elway	34	13	173	3/20	1	47	0	65.0	J. Elway	34	13	173	3/20	1	47	0	65.0	J. Elway	34	13	173	3/20	1	47	0	65.0																																																
TOTAL	52	31	356	0/0	0	28	2	64.3	TOTAL	34	13	173	3/20	1	47	0	65.0	TOTAL	34	13	173	3/20	1	47	0	65.0	TOTAL	34	13	173	3/20	1	47	0	65.0																																																
PASS RECEIVING	NO	YDS	AVG	LG	TD	PASS RECEIVING	NO	YDS	AVG	LG	TD	PASS RECEIVING	NO	YDS	AVG	LG	TD	PASS RECEIVING	NO	YDS	AVG	LG	TD	PASS RECEIVING	NO	YDS	AVG	LG	TD	PASS RECEIVING	NO	YDS	AVG	LG	TD																																																
W. Chrebet	8	121	15.1	28	0	E. McCaffrey	3	66	22.0	47	0	K. Johnson	7	73	10.4	25	0	R. Smith	3	37	12.3	15	0	D. Ward	5	61	12.2	26	0	B. Chamberlain	2	26	13.0	16	0	C. Martin	4	39	9.8	27	0	S. Sharpe	2	14	7.0	8	0	K. Byars	3	33	11.0	19	0	T. Davis	1	12	12.0	12	0	K. Brady	2	11	5.5	8	0	H. Griffith	1	11	11.0	11	1	A. Van Dyke	1	16	16.0	16	0	D. Carswell	1	7	7.0	7	0
TOTAL	31	356	11.5	28	0	TOTAL	13	173	13.3	47	1	TOTAL	13	173	13.3	47	1	TOTAL	13	173	13.3	47	1	TOTAL	13	173	13.3	47	1	TOTAL	13	173	13.3	47	1																																																
INTERCEPTIONS	NO	YDS	AVG	LG	TD	INTERCEPTIONS	NO	YDS	AVG	LG	TD	INTERCEPTIONS	NO	YDS	AVG	LG	TD	INTERCEPTIONS	NO	YDS	AVG	LG	TD	INTERCEPTIONS	NO	YDS	AVG	LG	TD	INTERCEPTIONS	NO	YDS	AVG	LG	TD																																																
D. Gordon	2	48	24.0	30	0	D. Gordon	2	48	24.0	30	0	D. Gordon	2	48	24.0	30	0	D. Gordon	2	48	24.0	30	0	D. Gordon	2	48	24.0	30	0	D. Gordon	2	48	24.0	30	0	D. Gordon	2	48	24.0	30	0																																										
TOTAL	0	0	0.0	—	0	TOTAL	2	48	24.0	30	0	TOTAL	2	48	24.0	30	0	TOTAL	2	48	24.0	30	0	TOTAL	2	48	24.0	30	0	TOTAL	2	48	24.0	30	0																																																
PUNTING	NO	YDS	AVG	NET	TB	IN20	LG	PUNTING	NO	YDS	AVG	NET	TB	IN20	LG	PUNTING	NO	YDS	AVG	NET	TB	IN20	LG	PUNTING	NO	YDS	AVG	NET	TB	IN20	LG																																																				
J. Kidd	7	335	47.9	36.6	0	3	53	T. Rouen (BLOCKED)	1	0	0.0	0.0	0	0	3	59	T. Rouen	7	317	45.3	39.1	0	3	59	J. Kidd	7	335	47.9	36.6	0	3	53	T. Rouen (BLOCKED)	1	0	0.0	0.0	0	0	3	59																																										
TOTAL	7	335	47.9	36.6	0	3	53	TOTAL	8	317	39.6	34.3	0	3	59	TOTAL	8	317	39.6	34.3	0	3	59	TOTAL	8	317	39.6	34.3	0	3	59																																																				
PUNT RETURNS	NO	YDS	AVG	FC	LG	TD	PUNT RETURNS	NO	YDS	AVG	FC	LG	TD	PUNT RETURNS	NO	YDS	AVG	FC	LG	TD	PUNT RETURNS	NO	YDS	AVG	FC	LG	TD	PUNT RETURNS	NO	YDS	AVG	FC	LG	TD																																																	
D. Meggett (DOWNED)	3	43	14.3	0	33	0	D. Gordon	5	79	15.8	0	36	0	D. Gordon	5	79	15.8	0	36	0	D. Gordon	5	79	15.8	0	36	0	D. Gordon	5	79	15.8	0	36	0																																																	
(OUT OF BOUNDS)	1	0	0.0	0	—	0	(OUT OF BOUNDS)	1	0	0.0	0	—	0	(OUT OF BOUNDS)	1	0	0.0	0	—	0	(OUT OF BOUNDS)	1	0	0.0	0	—	0	(OUT OF BOUNDS)	1	0	0.0	0	—	0																																																	
RETURNS	3	43	14.3	0	33	0	RETURNS	5	79	15.8	0	36	0	RETURNS	5	79	15.8	0	36	0	RETURNS	5	79	15.8	0	36	0	RETURNS	5	79	15.8	0	36	0																																																	
KICKOFF RETURNS	NO	YDS	AVG	FC	LG	TD	KICKOFF RETURNS	NO	YDS	AVG	FC	LG	TD	KICKOFF RETURNS	NO	YDS	AVG	FC	LG	TD	KICKOFF RETURNS	NO	YDS	AVG	FC	LG	TD	KICKOFF RETURNS	NO	YDS	AVG	FC	LG	TD																																																	
D. Meggett	3	32	10.7	0	16	0	V. Hebronn	1	28	28.0	0	28	0	D. Meggett	3	32	10.7	0	16	0	V. Hebronn	1	28	28.0	0	28	0	D. Meggett	3	32	10.7	0	16	0	V. Hebronn	1	28	28.0	0	28	0																																										
B. Hamilton	1	14	14.0	0	14	0	(TOUCHBACK)	1	0	0.0	0	—	0	B. Hamilton	1	14	14.0	0	14	0	(TOUCHBACK)	1	0	0.0	0	—	0	B. Hamilton	1																																																						

Denver 38, Miami 3

Saturday, Jan. 9, 1999 • 2:15 p.m. MST • Mile High Stadium • Denver

WEATHER: Sunny, 49°, Wind W 13 mph • ATTENDANCE: 75,729 • TIME: 2:48

1998 AFC Divisional Playoff Game

The Denver Broncos won their fifth consecutive postseason contest and advanced to the AFC Championship Game for the second year in a row with a record-setting 38-3 win against the Miami Dolphins in an AFC Divisional Playoff Game played before 75,729 raucous fans at Mile High Stadium.

The 35-point differential represented Denver's largest margin of victory in a postseason game and was punctuated by a defensive effort that limited Miami to just 14 yards on 13 carries for an average of 1.1 yards per rush that set a club playoff record. The three points allowed also were the fewest allowed by Denver in a postseason game.

The Broncos' offense was just as sharp, putting points on the board in all four quarters, including 14 in both the first and fourth quarters. Denver's two first-quarter touchdowns both came courtesy of Terrell Davis, who scored on runs of one and 20 yards, the latter of which would qualify for any highlight film as Davis juke'd two Dolphins defenders with separate moves as he dashed to the end zone. Davis was, unequivocally, the offensive star, posting a franchise-record 199 yards on 21 carries that represented the fourth-highest single-game rushing output in NFL postseason history.

Miami closed the gap to 14-3 in the second quarter, scoring its only points of the game on a 22-yard Olindo Mare field goal, but Denver answered with an 11-play, 87-yard drive capped by Derek Loville's 11-yard touchdown run to increase its lead to 21-3 at halftime. The Broncos pushed the margin to 24-3 early in the third quarter when Jason Elam converted a 32-yard field goal and put the game out of reach early in the fourth quarter when John Elway hooked up with Rod Smith for a 28-yard touchdown play that was the quarterback's 25th career postseason touchdown, tying him for fourth place in NFL history.

The icing on the cake was provided when Neil Smith picked up a fumble forced by cornerback Darrius Johnson at the Broncos' 21-yard line and ran it back 79 yards for his first career playoff score. It gave the Broncos a 38-3 lead that held over the final 9:49 for Denver's largest postseason win in club history.

Tight end Shannon Sharpe led all Broncos with five catches while Smith posted a team-high 71 yards on four receptions. Defensively, Johnson and linebacker Bill Romanowski each intercepted Dan Marino. Johnson's 48-yard interception return was the second longest in Broncos postseason history.

OFFICIALS:

Referee — Bill Carrollo (63); Umpire — Ed Coukart (71); Head Linesman — Tony Veteri (36); Line Judge — Mark Steinkerchner (84); Field Judge — Borris Cheek (41); Side Judge — Ken Baker (91); Back Judge — Jeff Triplette (42).

	1	2	3	4	OT	TOTAL	FIELD GOALS (made () & missed)
VISITOR Miami Dolphins	0	3	0	0	—	3	O. Mare (22)
HOME Denver Broncos	14	7	3	14	—	38	J. Elam (32)

Team	Qtr	Clock Time	PLAY DESCRIPTION (Extra Point) (Drive Info)	SCORE	
				Visitor	Home
BRONCOS	1	5:55	T. Davis 1 yd. run (J. Elam, kick) (14-92, 7:56)	0	7
BRONCOS	1	1:02	T. Davis 20 yd. run (J. Elam, kick) (4-66, 2:18)	0	14
DOLPHINS	2	10:07	O. Mare 22 yd. Field Goal (11-76, 5:55)	3	14
BRONCOS	2	4:39	D. Loville 11 yd. run (J. Elam, kick) (11-87, 5:28)	3	21
BRONCOS	3	11:52	J. Elam 32 yd. Field Goal (5-66, 3:08)	3	24
BRONCOS	4	13:23	R. Smith 28 yd. pass from J. Elway (J. Elam, kick) (5-52, 1:39)	3	31
BRONCOS	4	9:49	N. Smith 79 yd. fumble return (J. Elam, kick)	3	38

DENVER BRONCOS

OFFENSE		DEFENSE	
WR 80	R. Smith	LE 96	H. Hasselbach
LT 77	T. Jones	LT 94	K. Traylor
LG 69	M. Schlereth	RE 98	M. Tanuvasa
C 66	T. Nalen	WLB 51	J. Mobley
RG 62	D. Neil	MLB 59	G. Cadrez
RT 74	H. Swayne	SLB 53	B. Romanowski
TE 84	S. Sharpe	LCB 39	R. Crockett
WR 87	E. McCaffrey	RCB 21	D. Gordon
QB 7	J. Elway	CB 25	D. Johnson
HB 30	T. Davis	SS 34	T. Braxton
FB 29	H. Griffith	FS 27	S. Atwater

BRONCOS SUBSTITUTIONS: K 1 J. Elam, QB 6 B. Brister, P 16 T. Rouen, CB 20 T. James, RB 22 V. Hebron, CB 28 T. Paul, RB 31 D. Loville, RB 37 A. Lynn, FB 42 D. Smith, S 48 G. Coghill, LB 56 K. Burns, G 63 D. Diaz-Infante, T 78 M. Lepsis, WR 82 M. Nash, WR 85 W. Green, TE 86 B. Chamberlain, TE 89 D. Carswell, DE 90 N. Smith, DE 91 A. Williams, DT 93 T. Pryce, DE 95 M. Washington, DT 97 M. Lodish, LB 99 S. Joyner. **INACTIVE:** QB 14 B. Griese, S 26 E. Brown, LB 54 N. Wayne, C 60 K.C. Jones, T 70 T. Teague, DE 73 C. Brown, G 79 C. Banks, WR 83 J. Armour.

MIAMI DOLPHINS

OFFENSE		DEFENSE	
WR 85	L. Thomas	LE 75	S. Burton
LT 74	B. Smith	LT 72	B. Tanner
LG 60	J. Book	RT 92	D. Gardener
C 61	T. Ruddy	RE 79	K. Mixon
RG 65	K. Donnalley	WLB 59	D. Rodgers
RT 76	J. Brown	MLB 54	Z. Thomas
TE 89	E. Perry	SLB 52	R. Jones
WR 81	O. McDuffie	LCB 27	T. Buckley
QB 13	D. Marino	RCB 29	S. Madison
WR 86	O. Gadsden	SS 38	C. Jackson
FB 36	S. Pritchett	FS 31	B. Marion

DOLPHINS SUBSTITUTIONS: P 8 K. Wilmsmeyer, K 10 O. Mare, QB 11 D. Huard, RB 20 J. Avery, S 21 R. Stewart, CB 23 P. Surtain, CB 24 J. Wilson, CB 28 R. Hill, RB 30 B. Parmalee, RB 33 K. Abdul-Jabbar, S 45 B. Walker, LB 50 D. Hollier, LB 51 A. Harris, LB 57 O. Brigrance, T 68 M. Sheldon, WR 80 I. Uwaezuoke, TE 82 F. Wainright, TE 83 H. Lusk, WR 88 N. Jacquet, DE 91 L. Bromell, DE 93 T. Armstrong, DE 96 D. Stubbs. **DID NOT PLAY:** QB 17 T. Doozon, T 67 B. Stokes. **INACTIVE:** QB 14 D. Gonzalez, CB 26 E. McDaniel, RB 34 R. Moore, FB 48 K. Karber, LB 53 L. Izzo, T 78 R. Nabb, TE 84 T. Drayton.

FINAL INDIVIDUAL STATISTICS

Miami Dolphins											Denver Broncos													
RUSHING	ATT	YDS	AVG	LG	TD	RUSHING	ATT	YDS	AVG	LG	TD	RUSHING	ATT	YDS	AVG	LG	TD	RUSHING	ATT	YDS	AVG	LG	TD	
B. Parmalee	7	14	2.0	12	0	T. Davis	21	199	9.5	62	2	D. Marino	37	264	7.1	23	2	J. Elway	23	14	1.8	1	33	0
K. Abdul-Jabbar	3	5	1.7	3	0	D. Loville	8	34	4.3	11	1	D. Huard	2	-2	-1.0	-1	0	J. Elway	3	19	6.3	11	0	
D. Huard	2	-2	-1.0	-1	0	S. Pritchett	1	-3	-3.0	-3	0	S. Pritchett	1	-3	-3.0	-3	0	B. Brister	6	-2	-0.3	2	0	
S. Pritchett	1	-3	-3.0	-3	0	TOTAL	13	14	1.1	12	0	TOTAL	37	264	7.1	23	2	TOTAL	38	250	6.6	62	3	

Miami Dolphins											Denver Broncos										
PASSING	ATT	CMP	YDS	TD	LG	INT	Rtg.	PASSING	ATT	CMP	YDS	TD	LG	INT	Rtg.						
D. Marino	37	26	243	1/5	0	23	2	65.5	J. Elway	23	14	182	1/8	1	33	0	100.3				
TOTAL	37	26	243	1/5	0	23	2	65.5	TOTAL	23	14	182	1/8	1	33	0	100.3				

Miami Dolphins											Denver Broncos										
PASS RECEIVING	NO	YDS	AVG	LG	TD	PASS RECEIVING	NO	YDS	AVG	LG	TD										
O. McDuffie	9	118	13.1	23	0	S. Sharpe	5	38	7.6	10	0										
B. Parmalee	5	24	4.8	9	0	R. Smith	4	71	17.8	28	1										
O. Gadsden	4	36	9.0	14	0	E. McCaffrey	3	52	17.3	33	0										
L. Thomas	3	31	10.3	17	0	H. Griffith	1	14	14.0	14	0										
S. Pritchett	3	23	7.7	12	0	T. Davis	1	7	7.0	7	0										
N. Jacquet	1	6	6.0	6	0	TOTAL	14	182	13.0	33	1										
K. Abdul-Jabbar	1	5	5.0	5	0	TOTAL	23	14	182	13.0	33	1									
TOTAL	26	243	9.3	23	0	TOTAL	14	182	13.0	33	1										

Miami Dolphins											Denver Broncos										
INTERCEPTIONS	NO	YDS	AVG	LG	TD	INTERCEPTIONS	NO	YDS	AVG	LG	TD										
D. Johnson	1	48	48.0	48	0	D. Johnson	1	48	48.0	48	0										
B. Romanowski	1	0	0.0	0	0	B. Romanowski	1	0	0.0	0	0										
TOTAL	2	48	24.0	48	0	TOTAL	2	48	24.0	48	0										

Miami Dolphins											Denver Broncos										
PUNTING	NO	YDS	AVG	NET	TB	IN20	LG	PUNTING	NO	YDS	AVG	NET	TB	IN20	LG						
K. Wilmsmeyer	5	228	45.6	42.8	0	2	56	T. Rouen	2	97	48.5	33.0	1	0	49						
TOTAL	5	228	45.6	42.8	0	2	56	TOTAL	2	97	48.5	33.0	1	0	49						

Miami Dolphins											Denver Broncos										
PUNT RETURNS	NO	YDS	AVG	FC	LG	TD	PUNT RETURNS	NO	YDS	AVG	FC	LG	TD								
T. Buckley	1	11	11.0	0	11	0	D. Gordon	2	14	7.0	1	13	0								
(TOUCHBACK)	1	0	0.0	0	—	0	(DOWNED)	1	0	0.0	0	—	0								
							(OUT OF BOUNDS)	1	0	0.0	0	—	0								
RETURNS	1	11	11.0	0	11	0	RETURNS	2	14	7.0	1	13	0								

Miami Dolphins											Denver Broncos										
KICKOFF RETURNS	NO	YDS	AVG	FC	LG	TD	KICKOFF RETURNS	NO	YDS	AVG	FC	LG	TD								
J. Avery	5	121	24.2	0	35	0	V. Hebron	1	19	19.0	0	19	0								
(TOUCHBACK)	2	0	0.0	0	—	0	(TOUCHBACK)	1	0	0.0	0	—	0								
RETURNS	5	121	24.2	0	35	0	RETURNS	1	19	19.0	0	19	0								

Miami Dolphins											Denver Broncos										
FUMBLES	Fum	Lost	Rec.	Yds	TD	FF	Rec.	Yds	TD	Bnds	Fumbles	Fum	Lost	Rec.	Yds	TD	FF	Rec.	Yds	TD	Bnds
O. Gadsden	1	1	0	0	0	0	0	0	0	0	D. Johnson	0	0	0	0	0	1	0	0	0	0
											N. Smith	0	0	0	0	0	0	1	79	1	0
TOTAL	1	1	0	0	0	0	0	0	0	0	TOTAL	0	0	0	0	0	1	1	79	1	0

FINAL TEAM STATISTICS

DOLPHINS				BRONCOS				DOLPHINS				BRONCOS			
TOTAL FIRST DOWNS	14	24	PUNTS Number and Average	5-45.6	2-48.5	Had Blocked	0	0	FGs - PATS Had Blocked	0-0	0-0	TOTAL RETURN YARDAGE (Not Including Kickoffs)	11	62	
By Rushing	1	13	No. and Yards Punt Returns	1-11	2-14	No. and Yards Kickoff Returns	5-121	1-19	No. and Yards Interception Returns	0-0	2-48	PENALTIES Number and Yards	10-57	5-41	
By Passing	11	10	FUMBLES Number and Lost	1-1	0-0	TOUCHDOWNS	0	5	EXTRA POINTS Made-Attempts	0-0	5-5	Kicking Made-Attempts	0-0	5-5	
By Penalty	2	1	TOUCHDOWNS	0	5	Rushing	0	3	FIELD GOALS Made-Attempts	1-1	1-1	SAFETIES	0	0	
THIRD DOWN EFFICIENCY	2-10-20%	5-11-45%	Passing	0	1	Fumbles	0	1	FINAL SCORE	3	38	TIME OF POSSESSION	27:36	32:24	
FOURTH DOWN EFFICIENCY	1-2-50%	2-3-67%	Average gain per offensive play	4.9	6.8	NET YARDS RUSHING	14	250							
TOTAL NET YARDS	252	424	Total Rushing Plays	13	38	Average gain per rushing play	1.1	6.6							
Total Offensive Plays (inc. times thrown passing)	51	62	NET YARDS PASSING	238	174	Times thrown - yards lost attempting to pass	1-5	1-8							
Average gain per offensive play	4.9	6.8	Gross yards passing	243	182	PASS ATTEMPTS-COMPLETIONS-HAD INTERCEPTED	37-26-2	23-14-0							
NET YARDS RUSHING	14	250	Average gain per pass play (inc. # thrown passing)	6.3	7.3	KICKOFFS Number-In End Zone-Touchbacks	2-1-1	7-3-2							
Total Rushing Plays	13	38													

BRONCOS DEFENSIVE STATISTICS

(based on coaches' film review)

PLAYER	UT	A	TT	S-YDS	I-YDS	PD	FF	FR	PLAYER	UT	A	TT	S-YDS	I-YDS	PD	FF	FR
D. Johnson	7	2	9	0-0	1-48	1	1	0	T. Pryce	0	2	2	0-0	0-0	0	0	0
T. Braxton	6	1	7	0-0	0-0	0	0	0	M. Tanuvasa	1	0	1	0-0	0-0	0	0	0
B. Romanowski	3	3	6	0-0	1-0	1	0	0	M. Washington	1	0	1	1-5	0-0	0	0	0
S. Atwater	3	1	4	0-0	0-0	1</											



Denver 31, Green Bay 24

Sunday, Jan. 25, 1998 • 3:24 p.m. PST • Qualcomm Stadium • San Diego

WEATHER: Clear and Sunny, 67°, Wind WSW 8 mph • ATTENDANCE: 68,912 • TIME: 3:25

Super Bowl XXXII



The Denver Broncos won their first Super Bowl and became the first AFC team in 14 years to claim the Vince Lombardi Trophy as they used a powerful running game and a solid defensive performance to dethrone the defending Super Bowl champion Green Bay Packers 31-24 in front of 68,912 fans at Qualcomm Stadium in San Diego.

Denver running back Terrell Davis was named the game's Most Valuable Player in recognition of his 157-yard rushing effort, which included a Super Bowl-record three rushing touchdowns (each from one yard out). His three total touchdowns and 18 points tied Super Bowl records and were made even more remarkable by the fact that he missed almost the entire second quarter when he was sidelined by the onset of a migraine headache.

Both offenses displayed their talents immediately as Super Bowl XXXII became the first ever in which each team scored a touchdown on its opening possession. The Packers struck first when Brett Favre connected with Antonio Freeman on a 22-yard scoring pass, and the Broncos answered by driving 58 yards in 10 plays the first time they touched the ball, scoring on a 1-yard Davis touchdown run with 5:39 left in the first quarter.

The Broncos turned two Packers turnovers into 10 more points to take a 17-7 lead in the second quarter. The first opportunity was created when strong safety Tyrone Braxton intercepted a Favre pass, and eight plays later, John Elway rushed around right end for a 1-yard touchdown. Free safety Steve Atwater sacked Favre on the next Green Bay possession, forcing a fumble that was recovered by defensive end Neil Smith. Four plays later, Jason Elam converted a 51-yard field goal, the second-longest in Super Bowl history.

Green Bay pulled within 17-14 with a touchdown just before halftime and tied the score early in the third quarter on a 27-yard Ryan Longwell field goal. Denver broke the tie late in the third quarter on a 1-yard Davis touchdown run. After a Denver interception, Green Bay would move 85 yards in just four plays to tie the game at 24 early in the fourth quarter.

After the Denver defense turned back the Packers on their next two possessions, the Broncos set up shop at the Packers' 49-yard line for their game-winning drive. Five plays later, Davis scored his third touchdown of the day from one yard out to give Denver a 31-24 lead that would hold up over the final 1:45 for the victory.

OFFICIALS:

Referee — Ed Hochuli (85); Umpire — Jim Quirk (5); Head Linesman — John Schleyer (21); Line Judge — Ben Montgomery (117); Back Judge — Paul Baetz (22); Side Judge — Doug Toole (4); Field Judge — Don Dorkowski (113).

Team	Qtr	Clock	PLAY DESCRIPTION (Extra Point) (Drive Info)	SCORE
Visitor	Home			Visitor Home
Green Bay Packers	1	10:58	A. Freeman 22 yd. pass from B. Favre (R. Longwell, kick) (8-76, 4:02)	7 0
Denver Broncos	1	5:39	T. Davis 1 yd. run (J. Elam, kick) (10-58, 5:19)	7 7
Denver Broncos	2	14:55	J. Elway 1 yd. run (J. Elam, kick) (8-45, 4:54)	7 14
Denver Broncos	2	12:21	J. Elam 51 yd. Field Goal (4-0, 1:02)	7 17
Denver Broncos	2	0:12	M. Chmura 6 yd. pass from B. Favre (R. Longwell, kick) (17-95, 7:26)	14 17
Denver Broncos	3	11:59	R. Longwell 27 yd. Field Goal (7-17, 2:42)	17 17
Denver Broncos	3	0:34	T. Davis 1 yd. run (J. Elam, kick) (13-92, 7:12)	17 24
Denver Broncos	4	13:32	A. Freeman 13 yd. pass from B. Favre (R. Longwell, kick) (4-85, 1:39)	24 24
Denver Broncos	4	1:45	T. Davis 1 yd. run (J. Elam, kick) (6-49, 1:42)	24 31

DENVER BRONCOS

OFFENSE				DEFENSE			
WR 80	R. Smith	LE 90	N. Smith				
LT 65	G. Zimmerman	LT 94	K. Traylor				
LG 69	M. Schlereth	RT 98	M. Tanuvasa				
C 66	T. Nalen	RE 91	A. Williams				
RG 75	B. Habib	WLB 51	J. Mobley				
RT 77	T. Jones	MLB 57	A. Aldridge				
TE 84	S. Sharpe	SLB 53	B. Romanowski				
WR 87	E. McCaffrey	LCB 39	R. Crockett				
QB 7	J. Elway	RCB 23	D. Gordon				
RB 30	T. Davis	SS 34	T. Braxton				
FB 29	H. Griffith	FS 27	S. Atwater				

BRONCOS SUBSTITUTIONS: K 1 J. Elam, P 16 T. Rouen, CB 21 R. Hilliard, RB 22 V. Hebron, CB 25 D. Johnson, CB 26 T. McKyer, RB 31 D. Loville, S 32 T. Veland, S 33 D. Dodge, RB 37 A. Lynn, FB 42 D. Smith, LB 56 K. Burns, LB 59 G. Cadrez, G 63 D. Diaz-Infante, T 74 H. Swayne, WR 81 P. Jeffers, WR 85 W. Green, TE 89 D. Carswell, DT 93 T. Pryce, DE 96 H. Hasselbach, DT 97 M. Lodish. **INACTIVE:** QB 8 J. Lewis, LB 50 J. Hesse, LB 58 S. Russ, C/G 62 D. Neil, T 70 J. Brown, DE 72 E. Jones, WR 88 S. Wilson, DT 99 D. Richie.

GREEN BAY PACKERS

OFFENSE				DEFENSE			
WR 86	A. Freeman	LE 92	R. White				
LT 78	R. Verba	DT 71	S. Dotson				
LG 73	A. Taylor	DT 93	G. Brown				
C 52	F. Winters	RE 98	G. Wilkins				
RG 63	A. Timmerman	LLB 54	S. Joyner				
RT 72	E. Dotson	MLB 55	B. Harris				
TE 89	M. Chmura	LLB 51	B. Williams				
WR 87	R. Brooks	LCB 37	T. Williams				
QB 4	B. Favre	RCB 33	D. Evans				
RB 25	D. Levens	SS 36	L. Butler				
FB 30	W. Henderson	FS 41	E. Robinson				

PACKERS SUBSTITUTIONS: K 8 R. Longwell, P 17 C. Hentrich, RB 24 A. Hayden, CB 26 M. Collins, CB 28 R. Mullen, FB 32 T. Jervey, S 39 M. Prior, CB 42 D. Sharper, RB 44 C. Darkins, LB 53 G. Koonce, LB 56 L. Hollinquest, LS 60 R. Davis, C 62 M. Rivera, T 64 B. Wilkerson, WR 80 D. Mayes, TE 81 T. Davis, TE 83 J. Thomason, WR 85 T. Mickens, DE/DT 90 D. Holland, DT 94 B. Kuberski, DE 95 K. McKenzie. **DID NOT PLAY:** QB 13 S. Bono, C/G 67 J. Dellenbach. **INACTIVE:** QB 18 D. Pederson, WR 12 R. Anderson, S 38 B. McElmurry, G 70 J. Andruzzi, T 77 J. Michaels, WR 84 B. Schroeder, DE 97 P. Frase, DT 99 J. Smith.

		1	2	3	4	OT	TOTAL	FIELD GOALS (made () & missed)	
VISITOR	Green Bay Packers	7	7	3	7	—	24	R. Longwell (27)	
HOME	Denver Broncos	7	10	7	7	—	31	J. Elam (51)	

FINAL INDIVIDUAL STATISTICS

Green Bay Packers											Denver Broncos												
RUSHING		ATT	YDS	AVG	LG	TD	RUSHING				ATT	YDS	AVG	LG	TD								
D. Levens		19	90	4.7	16	0	T. Davis				30	157	5.2	27	3								
R. Brooks		1	5	5.0	5	0	J. Elway				5	17	3.4	10	1								
							V. Hebron				3	3	1.0	2	0								
							H. Griffith				1	2	2.0	2	0								
TOTAL		20	95	4.8	16	0	TOTAL				39	179	4.6	27	4								
PASSING		ATT	CMP	YDS	TD	LG	IN	Rtg.	PASSING				ATT	CMP	YDS	TD	LG	IN	Rtg.				
B. Favre		42	25	256	1/1	3	27	1	91.0	J. Elway				22	12	123	0/0	0	36	1	51.9		
TOTAL		42	25	256	1/1	3	27	1	91.0	TOTAL				22	12	123	0/0	0	36	1	51.9		
PASS RECEIVING		NO	YDS	AVG	LG	TD	PASS RECEIVING				NO	YDS	AVG	LG	TD								
A. Freeman		9	126	14.0	27	2	S. Sharpe				5	38	7.6	12	0								
D. Levens		6	56	9.3	22	0	E. McCaffrey				2	45	22.5	36	0								
M. Chmura		4	43	10.8	21	1	T. Davis				2	8	4.0	4	0								
R. Brooks		3	16	5.3	10	0	H. Griffith				1	23	23.0	23	0								
W. Henderson		2	9	4.5	7	0	V. Hebron				1	5	5.0	5	0								
T. Mickens		1	6	6.0	6	0	D. Carswell				1	4	4.0	4	0								
TOTAL		25	256	10.2	27	3	TOTAL				12	123	10.3	36	0								
INTERCEPTIONS		NO	YDS	AVG	LG	TD	INTERCEPTIONS				NO	YDS	AVG	LG	TD								
E. Robinson		1	17	17.0	17	0	T. Braxton				1	0	0.0	0	0								
TOTAL		1	17	17.0	17	0	TOTAL				1	0	0.0	0	0								
PUNTING		NO	YDS	AVG	NET	TB	IN20	LG	PUNTING				NO	YDS	AVG	NET	TB	IN20	LG				
C. Hentrich		4	142	35.5	35.5	0	2	51	T. Rouen				4	146	36.5	36.5	0	2	47				
TOTAL		4	142	35.5	35.5	0	2	51	TOTAL				4	146	36.5	36.5	0	2	47				
PUNT RETURNS		NO	YDS	AVG	FC	LG	TD	PUNT RETURNS				NO	YDS	AVG	FC	LG	TD						
R. Brooks		0	0	0.0	1	—	0	D. Gordon				0	0	0.9	2	—	0						
(DOWNED)		3	0	0.0	—	—	0	R. Smith				0	0	0.0	1	—	0						
								(DOWNED)				1	0	0.0	0	—	0						
RETURNS		0	0	0.0	1	—	0	RETURNS				0	0	0.0	3	—	0						
KICKOFF RETURNS		NO	YDS	AVG	FC	LG	TD	KICKOFF RETURNS				NO	YDS	AVG	FC	LG	TD						
A. Freeman		6	104	17.3	0	22	0	V. Hebron				4	79	19.8	0	32	0						
								K. Burns				1	16	16.0	0	16	0						
RETURNS		6	104	17.3	0	22	0	RETURNS				5	95	19.0	0	32	0						
Green Bay Packers		Own	Opp.	Out	Denver Broncos				Own	Opp.	Out												
FUMBLES		Fum	Lost	Rec.	Yds	TD	FF	Rec.	Yds	TD	Bnds	FUMBLES		Fum	Lost	Rec.	Yds	TD	FF	Rec.	Yds	TD	Bnds
B. Favre		1	1	0	0	0	0	0	0	0	0	N. Smith		0	0	0	0	0	1	0	0	0	0
T. Williams		0	0	0	0	0	1	1	0	0	0	S. Atwater		0	0	0	0	1	0	0	0	0	0
A. Freeman		1	1	0	0	0	0	0	0	0	0	T. Davis		1	1	0	0	0	0	0	0	0	0
												T. McKyer		0	0	0	0	0	1	0	0	0	0
												T. Veland		0	0	0	0	1	0	0	0	0	0
TOTAL		2	2	0	0	0	1	1	0	0	0	TOTAL		1	1	0	0	2	2	0	0	0	0

FINAL TEAM STATISTICS

PACKERS				BRONCOS			
TOTAL FIRST DOWNS		21	21	PUNTS Number and Average		4-35.5	4-36.5
By Rushing		4	14	Had Blocked		0	0
By Passing		14	5	FGs — PATS Had Blocked		0-0	0-0
By Penalty		3	2	TOTAL RETURN YARDAGE (Not Including Kickoffs)		17	0
THIRD DOWN EFFICIENCY		5-14-36%	5-10-50%	No. and Yards Punt Returns		0-0	0-0
FOURTH DOWN EFFICIENCY		0-1-0%	0-0-0%	No. and Yards Kickoff Returns		6-104	5-95
TOTAL NET YARDS		350	302	No. and Yards Interception Returns		1-17	1-0
Total Offensive Plays (inc. times thrown passing)		63	61	PENALTIES Number and Yards		9-59	7-65
Average gain per offensive play		5.6	5.0	FUMBLES Number and Lost		2-2	1-1
NET YARDS RUSHING		95	179	TOUCHDOWNS		3	4
Total Rushing Plays		20	39	Rushing		3	4
Average gain per rushing play		4.8	4.6	Passing		0	0
NET YARDS PASSING		255	123	EXTRA POINTS Made-Attempts		3-3	4-4
Times thrown — yards lost attempting to pass		1-1	0-0	Kicking Made-Attempts		3-3	4-4
Gross yards passing		256	123	FIELD GOALS Made-Attempts		1-1	1-1
PASS ATTEMPTS-COMPLETIONS-HAD INTERCEPTED		42-25-1	22-12-1	SAFETIES		0	0
Average gain per pass play (inc. # thrown passing)		5.9	5.6	FINAL SCORE		24	31
KICKOFFS Number-In End Zone-Touchbacks		5-0-0	6-0-0	TIME OF POSSESSION		27:35	32:25

BRONCOS DEFENSIVE STATISTICS

(based on unofficial press box statistics)

PLAYER	UT	A	TT	S-YDS	I-YDS	PD	FF	FR	PLAYER	UT	A	TT	S-YDS	I-YDS	PD	FF	FR
T. Braxton	6	1	7	0-0	1-0	1	0	0	D. Johnson	1	0	1	0-0	0-0	0	0	0
S. Atwater	6	0	6	1-1	0-0	2	1	0	M. Tanuvasa	1	0	1	0-0	0-0	0	0	0
R. Crockett	6	0	6	0-0	0-0	1	0	0	N. Smith	0	0	0	0-0	0-0	0	0	1
J. Mobley	6	0	6	0-0	0-0	1	0	0	K. Burns	0	0	0	0-0	0-0	0	0	0
B. Romanowski	4	1	5	0-0	0-0	1	0	0	G. Cadrez	0	0	0	0-0	0-0	0	0	0
A. Aldridge	4	0	4	0-0	0-0	0	0	0	D. Dodge	0	0	0	0-0	0-0	0	0	0
D. Gordon	3	0	3	0-0	0-0	1	0	0	R. Hilliard	0	0	0	0-0	0-0	0	0	0
M. Lodish	2	0	2	0-0	0-0	0	0	0	T. McKyer	0	0	0	0-0	0-0	0	0	0
K. Traylor	2	0	2	0-0	0-0	0	0	0	T. Pryce	0							



Denver 24, Pittsburgh 21

Sunday, Jan. 11, 1998 • 12:35 p.m. EST • Three Rivers Stadium • Pittsburgh

WEATHER: Sunny, 38°, Wind SW 3 mph • ATTENDANCE: 61,382 • TIME: 2:59

1997 AFC Championship Game

The Denver Broncos advanced to their fifth Super Bowl—and their first since 1989—with a 24-21 victory against the Pittsburgh Steelers in the AFC Championship Game in front of 61,382 fans at Three Rivers Stadium. The Broncos became just the fifth Wild Card team to reach to the Super Bowl since the Wild Card format was established in 1970.

Denver quarterback John Elway was intercepted by Levon Kirkland on the game's second play, but the Steelers failed to capitalize when Norm Johnson's 38-yard field goal attempt sailed wide to the left. Denver then got on the board when Davis, who rushed for 139 yards to become the club's all-time postseason rushing leader, capped a 6-play, 72-yard drive with an 8-yard scoring run on its second possession.

Pittsburgh evened the score on its next possession when quarterback Cordell Stewart rushed 33 yards around right end for a touchdown to punctuate a 6-play, 65-yard drive that covered 3:02. The Steelers then broke the tie early in the second quarter when Jerome Bettis powered his way into the end zone from one yard out to put the finishing touches on an 11-play, 68-yard drive that lasted 4:46 and put them ahead 14-7.

The Broncos scored the game's next 17 points and put the game away as the defense held up its end of the bargain down the stretch.

The scoring began with a 43-yard Jason Elam field goal with 8:20 remaining in the first half. After each team punted on its next possession, Denver got the ball back when Ray Crockett intercepted a Stewart bomb in the end zone, setting up a 14-point assault that sent Denver to the locker room ahead 24-14. Elway connected with Howard Griffith for a 15-yard touchdown with 1:47 remaining before finding Ed McCaffrey for a 1-yard touchdown with 13 seconds left in the half.

Denver rode that 24-14 lead into the fourth quarter before the Steelers scored the only points of the second half on a 14-yard Stewart-to-Charles Johnson touchdown pass with 2:46 remaining. But the Broncos succeeded in running out the clock on their final possession and established a new franchise record with their 15th win of the season.

Elway tied Roger Staubach for fourth place on the NFL's all-time list for postseason touchdown passes (24) with his two on the day, and the Broncos' three interceptions tied the franchise postseason record for most in a game. Three different Denver players also registered one sack in the win.

OFFICIALS:

Referee — Ron Blum (7); Umpire — Bob Boylston (101); Head Linesman — Mark Baltz (26); Line Judge — Ron Winter (82); Back Judge — Bill Lovett (98); Side Judge — Dave Wyant (16); Field Judge — Don Hakes (96).

	1	2	3	4	OT	TOTAL	FIELD GOALS (made () & missed)	
VISITOR Denver Broncos	7	17	0	0	—	24	J. Elam (43)	
HOME Pittsburgh Steelers	7	7	0	7	—	21	N. Johnson 38WL	

Team	Qtr	Clock Time	PLAY DESCRIPTION (Extra Point) (Drive Info)	SCORE	
				Visitor	Home
BRONCOS	1	9:18	T. Davis 8 yd. run (J. Elam, kick) (6-72, 3:15)	7	0
STEELERS	1	6:16	K. Stewart 33 yd. run (N. Johnson, kick) (6-65, 3:02)	7	7
STEELERS	2	12:42	J. Bettis 1 yd. run (N. Johnson, kick) (11-68, 4:46)	7	14
BRONCOS	2	8:20	J. Elam 43 yd. Field Goal (11-45, 4:22)	10	14
BRONCOS	2	1:47	H. Griffith 15 yd. pass from J. Elway (J. Elam, kick) (5-80, 2:53)	17	14
BRONCOS	2	0:13	E. McCaffrey 1 yd. pass from J. Elway (J. Elam, kick) (4-54, 0:30)	24	14
STEELERS	4	2:46	C. Johnson 14 yd. pass from K. Stewart (N. Johnson, kick) (10-79, 2:57)	24	21

DENVER BRONCOS

OFFENSE		DEFENSE	
WR 80	R. Smith	LE 90	N. Smith
LT 65	G. Zimmerman	LT 94	K. Traylor
LG 69	M. Schlereth	RT 98	M. Tanuvasa
C 66	T. Nalen	RE 91	A. Williams
RG 75	B. Habib	WLB 51	J. Mobley
RT 77	T. Jones	MLB 57	A. Aldridge
TE 84	S. Sharpe	SLB 53	B. Romanowski
WR 87	E. McCaffrey	LCB 39	R. Crockett
QB 7	J. Elway	RCB 23	D. Gordon
HB 30	T. Davis	FS 27	S. Atwater
FB 29	H. Griffith	SS 34	T. Braxton

BRONCOS SUBSTITUTIONS: K 1 J. Elam, P 16 T. Rouen, CB 21 R. Hilliard, RB 22 V. Hebron, CB 25 D. Johnson, CB 26 T. Mckyer, RB 31 D. Loville, S 32 T. Veland, S 33 D. Dodge, RB 37 A. Lynn, FB 42 D. Smith, LB 56 K. Burns, LB 59 G. Cadrez, G/C 63 D. Diaz-Infante, T 74 H. Swayne, WR 81 P. Jeffers, WR 85 W. Green, TE 86 B. Chamberlain, TE 89 D. Carswell, DT 93 T. Pryce, DE 96 H. Hasselbach, DT 97 M. Lodish. **DID NOT PLAY:** QB 6 B. Brister. **INACTIVE:** QB 8 J. Lewis, LB 50 J. Hesse, LB 58 S. Russ, G 62 D. Neil, T 70 J. Brown, DE 72 E. Jones, WR 88 S. Wilson, DT 99 D. Richie.

PITTSBURGH STEELERS

OFFENSE		DEFENSE	
WR 82	Y. Thigpen	LE 74	N. Harrison
LT 65	J. Jackson	NT 93	J. Steed
LG 77	W. Wolford	RE 76	K. Henry
C 63	D. Dawson	LOLB 92	J. Gildon
RG 68	B. Stai	LILB 99	L. Kirkland
RT 73	J. Strzelczyk	RILB 50	E. Holmes
TE 87	M. Bruener	ROLB 54	D. Jones
WR 81	C. Johnson	LCB 30	C. Scott
QB 10	K. Stewart	RCB 37	C. Lake
FB 34	T. Lester	SS 40	M. Bell
RB 36	J. Bettis	FS 39	M. Perry

STEELERS SUBSTITUTIONS: P 4 J. Miller, K 9 N. Johnson, QB 18 M. Tomczak, WR 19 A. Coleman, CB 24 C. Oldham, RB 25 F. McAfee, CB 27 J.B. Brown, DB 29 R. Fuller, FB 38 J. Witman, DB 41 L. Flowers, TE 46 T. Sadowski, LB 51 C. Emmons, LB 53 S. Conley, LB 55 J. Olsavsky, OL 62 T. Myslinski, C 66 J. Sweeney, DE 71 O. Roye, TE 84 K. Botkin, WR 88 C. Hawkins, WR 89 W. Blackwell, DE 96 M. Vrabel, DL 98 O. Gibson. **DID NOT PLAY:** CB 21 D. Woolford. **INACTIVE:** QB 11 M. Quinn, WR 17 C. Marsh, RB 43 G. Jones, T 67 J. Stephens, OL 79 P. Wiggins, WR 83 C. Holliday, LB 95 G. Lloyd, DE 97 R. Manuel.

FINAL INDIVIDUAL STATISTICS

Denver Broncos											Pittsburgh Steelers																								
RUSHING		ATT	YDS	AVG	LG	TD						RUSHING		ATT	YDS	AVG	LG	TD																	
T. Davis	26	139	5.3	43	1						J. Bettis	23	105	4.6	16	1																			
J. Elway	2	9	4.5	10	0						K. Stewart	3	44	14.7	33	1																			
V. Hebron	2	2	1.0	2	0						F. McAfee	1	12	12.0	12	0																			
TOTAL	30	150	5.0	43	1						TOTAL	27	161	6.0	33	2																			
PASSING		ATT	CMP	YDS	TKD/ YD	TD	LG	IN	Rtg.						PASSING		ATT	CMP	YDS	TKD/ YD	TD	LG	IN	Rtg.											
J. Elway	31	18	210	2/15	2	20	1	86.8						K. Stewart	36	18	201	3/8	1	27	3	41.6													
TOTAL	31	18	210	2/15	2	20	1	86.8						TOTAL	36	18	201	3/8	1	27	3	41.6													
PASS RECEIVING		NO	YDS	AVG	LG	TD						PASS RECEIVING		NO	YDS	AVG	LG	TD																	
R. Smith	6	87	14.5	20	0						Y. Thigpen	6	92	15.3	27	0																			
E. McCaffrey	5	37	7.4	11	1						C. Hawkins	4	30	7.5	9	0																			
S. Sharpe	3	49	16.3	18	0						C. Johnson	3	34	11.3	14	1																			
H. Griffith	2	26	13.0	15	1						W. Blackwell	2	19	9.5	16	0																			
V. Hebron	1	9	9.0	9	0						M. Bruener	1	16	16.0	16	0																			
T. Davis	1	2	2.0	2	0						T. Lester	1	7	7.0	7	0																			
TOTAL	18	210	11.7	20	2						TOTAL	18	201	11.2	27	1																			
INTERCEPTIONS		NO	YDS	AVG	LG	TD						INTERCEPTIONS		NO	YDS	AVG	LG	TD																	
T. Braxton	1	6	6.0	6	0						L. Kirkland	1	0	0.0	0	0																			
A. Aldridge	1	0	0.0	0	0						TOTAL		1	0	0.0	0	0																		
R. Crockett	1	0	0.0	0	0						TOTAL		1	0	0.0	0	0																		
TOTAL	3	6	2.0	6	0						TOTAL		1	0	0.0	0	0																		
PUNTING		NO	YDS	AVG	NET	TB	IN20	LG						PUNTING		NO	YDS	AVG	NET	TB	IN20	LG													
T. Rouen	5	157	31.4	27.6	0	1	48						J. Miller	4	168	42.0	37.3	0	0	51															
TOTAL	5	157	31.4	27.6	0	1	48						TOTAL	4	168	42.0	37.3	0	0	51															
PUNT RETURNS		NO	YDS	AVG	FC	LG	TD						PUNT RETURNS		NO	YDS	AVG	FC	LG	TD															
D. Gordon	2	19	9.5	0	19	0						W. Blackwell	1	19	19.0	0	19	0																	
(DOWNED)	2	0	0.0	0	—	0						C. Hawkins	0	0	0.0	1	—	0																	
RETURNS		NO	YDS	AVG	FC	LG	TD						RETURNS		NO	YDS	AVG	FC	LG	TD															
V. Hebron	4	69	17.3	0	25	0						W. Blackwell	3	52	17.3	0	24	0																	
KICKOFF RETURNS		NO	YDS	AVG	FC	LG	TD						KICKOFF RETURNS		NO	YDS	AVG	FC	LG	TD															
V. Hebron	4	69	17.3	0	25	0						J. Witman	1	10	10.0	0	10	0																	
RETURNS		NO	YDS	AVG	FC	LG	TD						RETURNS		NO	YDS	AVG	FC	LG	TD															
V. Hebron	4	69	17.3	0	25	0						J. Witman	1	0	0.0	0	—	0																	
RETURNS		NO	YDS	AVG	FC	LG	TD						RETURNS		NO	YDS	AVG	FC	LG	TD															
V. Hebron	4	69	17.3	0	25	0						J. Witman	1	0	0.0	0	—	0																	
FUMBLES		Fum	Lost	Rec.	Yds	TD	Opp.	FF	Rec.	Yds	TD	Bnds						FUMBLES		Fum	Lost	Rec.	Yds	TD	Opp.	FF	Rec.	Yds	TD	Bnds					
T. Davis	1	1	0	0	0	0	0	0	0	0	0	0						D. Perry	0	0	0	0	0	0	0	0	0	0	0						
D. Gordon	1	0	0	0	0	0	0	0	0	0	0	0						K. Stewart	1	1	0	0	0	0	0	0	0	0	0						
R. Crockett	0	0	1	1	0	0	0	0	0	0	0	0						TOTAL		1	1	0	0	0	1	1	0	0							
N. Smith	0	0	0	0	0	1	0	0	0	0	0	0						TOTAL		1	1	0	0	0	1	1	0	0							
M. Lodish	0	0	0	0	0	1	0	0	0	0	0	0						TOTAL		1	1	0	0	0	1	1	0	0							
TOTAL	2	1	1	1	0	1	1	0	0	0	0	0						TOTAL		1	1	0	0	1	1	0	0								

FINAL TEAM STATISTICS

BRONCOS				STEELERS				BRONCOS				STEELERS			
TOTAL FIRST DOWNS		23		23		PUNTS Number and Average		5-31.4		4-42		Had Blocked		0	
By Rushing		6		8		FGs — PATS Had Blocked		0-0		0-0		TOTAL RETURN YARDAGE (Not Including Kickoffs)		25	
By Passing		15		13		No. and Yards Punt Returns		2-19		1-19		No. and Yards Kickoff Returns		4-69	
By Penalty		2		2		No. and Yards Interception Returns		3-6		1-0		PENALTIES Number and Yards		4-21	
THIRD DOWN EFFICIENCY		8-14-57%		6-11-55%		FUMBLES Number and Lost		2-1		1-1		TOUCHDOWNS		3	
FOURTH DOWN EFFICIENCY		0-0-0%		0-0-0%		Rushing		1		2		Passing		2	
Total Offense Plays (inc. times thrown passing)		345		354		EXTRA POINTS Made-Attempts		3-3		3-3		Kicking Made-Attempts		3-3	
Average gain per offensive play		5.5		5.4		FIELD GOALS Made-Attempts		1-1		0-1		SAFETIES		0	
NET YARDS RUSHING		150		161		FINAL SCORE		24		21		TIME OF POSSESSION		30:01	
Total Rushing Plays		30		27		KICKOFFS Number-In End Zone-Touchbacks		5-1-1		4-0-0					
Average gain per rushing play		5.0		6.0											
NET YARDS PASSING		195		193											
Times thrown — yards lost attempting to pass		2-15		3-8											

Denver 14, Kansas City 10
Sunday, Jan. 4, 1998 • 3 p.m. CST • Arrowhead Stadium • Kansas City, Mo.
WEATHER: Overcast, 32° (wind chill 26°), Wind NW 6 mph • ATTENDANCE: 76,965 • TIME: 2:59

1997 AFC Divisional Playoff Game

The Denver Broncos posted their first road playoff win in 11 years—and only the second in franchise history—with a 14-10 victory against Kansas City in front of 76,965 fans at Arrowhead Stadium. Denver advanced to its first AFC Championship Game since 1991 on the strength of two Terrell Davis touchdowns, which tied the franchise postseason record for the second week in a row, and a defensive effort that limited the Chiefs to just 10 points that tied for the fewest allowed in club playoff history.

Davis broke a scoreless tie late in the second quarter, plowing into the end zone one yard out to give Denver a 7-0 lead with 1:56 remaining in the half to cap an 8-play, 65-yard drive that covered 4:51 on the clock. Key to the drive was a 17-yard John Elway completion to Rod Smith on third-and-7 that gave the Broncos a first down at the Kansas City 4-yard line.

The Chiefs, limited to 58 yards of total offense in the first half, came out strong in the third quarter, moving the ball to the Denver 6-yard line before settling for a 20-yard Pete Stoyanovich field goal. Kansas City struck again late in the quarter when Elvis Grbac found tight end Tony Gonzalez in the back of the end zone for a 12-yard score, marking the Chiefs' only touchdown.

Denver, however, answered on its ensuing possession by driving 49 yards in six plays for what proved to be the game-winning touchdown. The key play of the drive was a 43-yard Elway-to-Ed McCaffrey completion on third-and-5 from the Chiefs' 44-yard line that gave Denver a first down at the Kansas City 1-yard line.

After two unsuccessful attempts from close range, Davis muscled his way through the middle of the Chiefs' line for his second touchdown of the day and the fifth of his career in the postseason to establish a franchise record.

Kansas City had possession three more times in the game but was turned back each occasion by the Broncos' defense after reaching Denver's 31 (punt), their own 36 (punt) and the Broncos' 20-yard line with 0:19 left (downs). The final play was a pass to the end zone on fourth-and-2 that was knocked down by Darrien Gordon, ending the Chiefs' hopes and propelling Denver to the AFC title game.

Elway, with 170 passing yards, moved into second place in NFL postseason history in that category. He surpassed both Terry Bradshaw (3,833) and Jim Kelly (3,863) to finish the day at 3,940 career passing yards in the playoffs.

OFFICIALS:

Referee — Jerry Markbreit (9); Umpire — Bob Wagner (100); Head Linesman — Terry Gierke (72); Line Judge — Walt Anderson (66); Back Judge — Al Jury (106); Side Judge — Mike Pereira (77); Field Judge — Bill Schmitz (122).

	1	2	3	4	OT	TOTAL	FIELD GOALS (made () & missed)
VISITOR Denver Broncos	0	7	0	7	—	14	
HOME Kansas City Chiefs	0	0	10	0	—	10	P. Stoyanovich 44WL (20)

Team	Qtr	Clock Time	PLAY DESCRIPTION (Extra Point) (Drive Info)	SCORE	
				Visitor	Home
BRONCOS	2	1:56	T. Davis 1 yd. run (J. Elam, kick) (8-65, 4:51)	7	0
CHIEFS	3	9:42	P. Stoyanovich 20 yd. Field Goal (11-67, 5:18)	7	3
CHIEFS	3	0:10	T. Gonzalez 12 yd. pass from E. Grbac (P. Stoyanovich, kick) (4-65, 1:35)	7	10
BRONCOS	4	12:32	T. Davis 1 yd. run (J. Elam, kick) (6-49, 2:38)	14	10

DENVER BRONCOS

OFFENSE		DEFENSE	
WR 80 R. Smith	LE 90 N. Smith	LT 65 G. Zimmerman	LT 94 K. Traylor
LG 69 M. Schlereth	RT 98 M. Tanuvasa	C 66 T. Nalen	RE 91 A. Williams
RG 75 B. Habib	WLB 51 J. Mobley	RT 77 T. Jones	MLB 57 A. Aldridge
TE 84 S. Sharpe	SLB 53 B. Romanowski	WR 87 E. McCaffrey	LCB 39 R. Crockett
QB 7 J. Elway	RCB 23 D. Gordon	HB 30 T. Davis	FS 27 S. Atwater
FB 29 H. Griffith	SS 34 T. Braxton		

BRONCOS SUBSTITUTIONS: K 1 J. Elam, P 16 T. Rouen, CB 21 R. Hilliard, RB 22 V. Hebron, CB 26 D. Johnson, CB 26 T. Mckyer, RB 31 D. Loville, S 32 T. Veland, S 33 D. Dodge, RB 37 A. Lynn, FB 42 D. Smith, LB 56 K. Burns, LB 59 G. Cadrez, G/C 63 D. Diaz-Infante, T 74 H. Swayne, WR 81 P. Jeffers, WR 85 W. Green, TE 86 B. Chamberlain, TE 89 D. Carswell, DT 93 T. Pryce, DE 96 H. Hasselbach, DT 97 M. Lodish. **DID NOT PLAY:** QB 6 B. Brister. **INACTIVE:** QB 8 J. Lewis, LB 50 J. Hesse, LB 58 S. Russ, G 62 D. Neil, T 70 J. Brown, DE 72 E. Jones, WR 88 S. Wilson, DT 99 D. Richie.

KANSAS CITY CHIEFS

OFFENSE		DEFENSE	
SE 89 A. Rison	LT 99 V. Booker	LT 69 J. Criswell	RE 75 J. Phillips
LG 79 D. Szott	RT 92 D. Williams	C 61 T. Grunhard	LLB 58 D. Thomas
RG 68 W. Shields	ILB 53 W. Simmons	RT 62 G. Parker	MLB 59 D. Edwards
TE 48 T. Popson	RLB 50 A. Davis	FL 80 L. Dawson	LCB 34 D. Carter
QB 11 E. Grbac	RCB 40 J. Hasty	QB 11 E. Grbac	RCB 40 J. Hasty
FB 38 K. Anders	SS 25 R. Tongue	HB 27 G. Hill	FS 21 J. Woods

CHIEFS SUBSTITUTIONS: P 5 L. Aguiar, K 10 P. Stoyanovich, CB 29 M. McMillian, FB 30 D. Bennett, RB 32 M. Allen, CB 45 B. Brooks, CB 47 T. Scott, FB 49 T. Richardson, LB 51 G. Manusk, LB 54 T. Simien, G 64 R. Tamm, DT 71 T. Barnrdt, T 74 S. Wallace, DE 77 P. McDaniels, TE 82 D. Walker, WR 83 D. Hughes, WR 84 J. Horn, WR 87 T. Vanover, TE 88 T. Gonzalez, LB 90 T. Wooden, DE 93 J. Browning. **DID NOT PLAY:** QB 12 R. Gannon, DT 95 M. Dean Perry. **INACTIVE:** QB 8 B. Tolliver, QB 17 P. Barnes, CB 44 D. Anderson, C 65 J. Smith, T 70 M. Spears, T 72 N. Parks, WR 81 K. Lockett, DT 91 T. Parten.

FINAL INDIVIDUAL STATISTICS

Denver Broncos													Kansas City Chiefs														
RUSHING	ATT	YDS	AVG	LG	TD								RUSHING	ATT	YDS	AVG	LG	TD									
T. Davis	25	101	4.0	41	2								M. Allen	12	37	3.1	14	0									
H. Griffith	4	9	2.3	4	0								E. Grbac	4	22	5.5	11	0									
D. Loville	2	0	0.0	3	0								K. Anders	3	9	3.0	6	0									
J. Elway	1	-1	-1.0	-1	0								D. Bennett	3	4	1.3	8	0									
TOTAL	32	109	3.4	41	2								TOTAL	24	77	3.2	14	0									
PASSING	ATT	CMP	YDS	TD	LG	IN	Rtg.					PASSING	ATT	CMP	YDS	TD	LG	IN	Rtg.								
J. Elway	19	10	170	1/7	0	43	83.2					E. Grbac	37	24	260	4/34	1	50	0	94.4							
TOTAL	19	10	170	1/7	0	43	83.2					TOTAL	37	24	260	4/34	1	50	0	94.4							
PASS RECEIVING		NO	YDS	AVG	LG	TD				PASS RECEIVING		NO	YDS	AVG	LG	TD											
E. McCaffrey		3	56	18.7	43	0				A. Rison		8	110	13.8	34	0											
S. Sharpe		2	33	16.4	22	0				T. Popson		5	26	5.2	13	0											
R. Smith		2	19	9.5	17	0				T. Gonzalez		3	26	8.7	12	1											
D. Carswell		1	26	26.0	26	0				L. Dawson		2	20	10.0	12	0											
W. Green		1	19	19.0	19	0				K. Anders		2	4	2.0	3	0											
T. Davis		1	17	17.0	17	0				J. Horn		1	50	50.0	50	0											
TOTAL		10	170	17.0	43	0				TOTAL		24	30	10.8	50	1											
INTERCEPTIONS		NO	YDS	AVG	LG	TD				INTERCEPTIONS		NO	YDS	AVG	LG	TD											
TOTAL		0	0.0	0.0	—	0				TOTAL		0	0.0	0.0	—	0											
PUNTING		NO	YDS	AVG	NET	TB	IN20	LG		PUNTING		NO	YDS	AVG	NET	TB	IN20	LG									
T. Rouen		6	217	36.2	31.2	1	2	51		L. Aguiar		5	232	46.4	39.2	0	2	62									
TOTAL		6	217	36.2	31.2	1	2	51		TOTAL		5	232	46.4	39.2	0	2	62									
PUNT RETURNS		NO	YDS	AVG	FC	LG	TD			PUNT RETURNS		NO	YDS	AVG	FC	LG	TD										
D. Gordon		1	36	36.0	1	36	0			T. Vanover		1	10	10.0	1	10	0										
(DOWNED)		3	0	0.0	0	—	0			(DOWNED)		3	0	0.0	0	—	0										
RETURNS		1	36	36.0	1	36	0			RETURNS		1	10	10.0	1	10	0										
KICKOFF RETURNS		NO	YDS	AVG	FC	LG	TD			KICKOFF RETURNS		NO	YDS	AVG	FC	LG	TD										
V. Hebron		2	51	25.5	0	28	0			T. Vanover		3	69	23.0	0	25	0										
D. Loville		1	20	20.0	0	20	0			RETURNS		3	69	23.0	0	25	0										
RETURNS		3	71	23.7	0	28	0			RETURNS		3	69	23.0	0	25	0										
Denver Broncos	Fum	Lost	Own Rec.	Yds	TD	FF	Opp. Rec.	Yds	TD	Out Bnds		Kansas City Chiefs	Fum	Lost	Own Rec.	Yds	TD	FF	Opp. Rec.	Yds	TD	Out Bnds					
T. Davis	2	0	2	0	0	0	0	0	0	0		D. Williams	0	0	0	0	0	1	0	0	0	0	0	0			
A. Lynn	0	0	0	0	0	1	0	0	0	0		T. Vanover	1	0	1	0	0	1	0	0	0	0	0	0			
J. Elway	1	1	0	0	0	0	0	0	0	0		J. Woods	0	0	0	0	0	1	0	0	0	0	0	0			
N. Smith	0	0	0	0	0	1	0	0	0	0		A. Davis	0	0	0	0	0	1	0	0	0	0	0	0			
D. Loville	1	1	0	0	0	0	0	0	0	0		E. Grbac	1	0	0	0	0	0	0	0	0	0	0	0			
TOTAL	4	2	2	0	0	2	0	0	0	0		TOTAL	2	0	2	0	0	3	2	0	0	0	0	0			

FINAL TEAM STATISTICS

	BRONCOS	CHIEFS	BRONCOS	CHIEFS
TOTAL FIRST DOWNS	16	18	6-36.2	5-46.4
By Rushing	6	4	Had Blocked	0
By Passing	7	10	FGs — PATS Had Blocked	0-0
By Penalty	3	4	TOTAL RETURN YARDAGE (Not Including Kickoffs)	36
THIRD DOWN EFFICIENCY	5-11-45%	5-15-33%	No. and Yards Punt Returns	1-36
FOURTH DOWN EFFICIENCY	0-0-0%	1-3-33%	No. and Yards Kickoff Returns	3-71
TOTAL NET YARDS	272	303	No. and Yards Interception Returns	0-0
Total Offensive Plays (inc. times thrown set play)	52	65	PENALTIES Number and Yards	8-64
Average gain per offensive play	5.2	4.7	FUMBLES Number and Lost	4-2
NET YARDS RUSHING	109	77	TOUCHDOWNS	2
Total Rushing Plays	32	24	Rushing	2
Average gain per rushing play	3.4	3.2	Passing	0
NET YARDS PASSING	163	226	EXTRA POINTS Made-Attempts	2-2
Times thrown — yards lost attempting to pass	1-7	4-34	Kicking Made-Attempts	2-2
Gross yards passing	170	260	FIELD GOALS Made-Attempts	0-0
PASS ATTEMPTS-COMPLETIONS-HAD INTERCEPTED	19-10-0	37-24-0	SAFETIES	0
Average gain per pass play (inc. # thrown passing)	8.2	5.5	FINAL SCORE	14
KICKOFFS Number-in End Zone-Touchbacks	3-0-0	3-1-0	TIME OF POSSESSION	28:54

BRONCOS DEFENSIVE STATISTICS

(based on unofficial press box statistics)

PLAYER	UT	A	TT	S-YDS	I-YDS	PD	FF	FR	PLAYER	UT	A	TT	S-YDS	I-YDS	PD	FF	FR
J. Mobley	7																



Denver 42, Jacksonville 17

Saturday, Dec. 27, 1997 • 2:05 p.m. MST • Mile High Stadium • Denver

Weather: Partly Cloudy, 44° (wind chill 19°), Wind N 30 mph • Attendance: 74,481 • Time: 3:02

1997 AFC Wild Card Playoff Game

The Denver Broncos advanced to the AFC Divisional Playoff Round by literally running the Jacksonville Jaguars out of town as they piled up a club postseason-record 310 rushing yards en route to a 42-17 victory in front of 74,481 fans at Mile High Stadium. Denver set numerous team postseason records during the contest, including new standards for rushing attempts (49), total yards (511), points in a quarter (21; 4th qtr.), total points (42), first downs (28), rushing first downs (18) and third-down efficiency (75%), while the 237 yards allowed by the defense was the second-lowest total in Denver's 21-game playoff history.

The Broncos scored touchdowns on each of their first three possessions, racking up a 21-0 lead on 32 offensive plays during which time the Jaguars ran only six plays. Terrell Davis capped Denver's opening drive with a 2-yard touchdown run, and Rod Smith punctuated the next drive when he heeled in a 43-yard touchdown pass from John Elway. The lead was increased to 21-0 when Davis—who set franchise postseason records for rushing attempts (31), rushing yards (184) and longest run from scrimmage (59) before leaving in the third quarter with bruised ribs—tied the franchise records for rushing touchdowns and total touchdowns in a postseason game with his second of the day.

The Jaguars answered by scoring the game's next 17 points. Jacksonville scored on a 1-yard Natrone Means touchdown run in the second quarter, a 38-yard Mike Hollis field goal early in the third quarter and a blocked punt by safety Travis Davis, who returned it 29 yards for a touchdown to pull the Jaguars to within 21-17 with 9:16 left in the third quarter.

But the Broncos dominated from there as Derek Loville took over for the injured Davis and slashed his way to 103 yards (second most by a Bronco in the postseason) on 11 attempts and scored two fourth-quarter touchdowns on runs of 25 and eight yards to tie the club touchdown record already achieved in the game by Davis. Vaughn Hebronn then got into the act, scoring Denver's fifth rushing touchdown of the day on a 6-yard run with 1:11 remaining to push the lead to its final margin of 42-17. With Davis' 184 rushing yards and Loville's 103, Denver became just the third team in NFL postseason history to boast two 100-yard rushers in the same game. Additionally, Denver's 40:59 possession time and its 310 rushing yards both were the fifth-highest totals recorded in an NFL playoff game.

OFFICIALS:

Referee — Bernie Kukar (86); Umpire — Jeff Rice (44); Head Linesman — John Schleyer (21); Line Judge — Tom Barnes (55); Back Judge — Tom Sifferman (118); Side Judge — Doug Toole (4); Field Judge — Bill Leavy (127).

		1	2	3	4	OT	TOTAL	
VISITOR	Jacksonville Jaguars	0	7	10	0	—	17	FIELD GOALS (made () & missed)
HOME	Denver Broncos	14	7	0	21	—	42	M. Hollis (38)

Team	Qtr	Clock Time	PLAY DESCRIPTION (Extra Point) (Drive Info)	SCORE	
				Visitor	Home
BRONCOS	1	7:39	T. Davis 2 yd. run (J. Elam, kick) (15-73, 7:21)	0	7
BRONCOS	1	2:37	R. Smith 43 yd. pass from J. Elway (J. Elam, kick) (6-60, 4:07)	0	14
BRONCOS	2	10:46	T. Davis 5 yd. run (J. Elam, kick) (11-92, 5:16)	0	21
JAGUARS	2	5:09	N. Means 1 yd. run (M. Hollis, kick) (9-79, 5:37)	7	21
JAGUARS	3	13:33	M. Hollis 38 yd. Field Goal (4-7, 1:27)	10	21
JAGUARS	3	9:16	T. Davis 29 yd. blocked punt return (M. Hollis, kick)	17	21
BRONCOS	4	13:21	D. Loville 25 yd. run (J. Elam, kick) (2-48, 0:37)	17	28
BRONCOS	4	3:43	D. Loville 8 yd. run (J. Elam, kick) (10-80, 5:28)	17	35
BRONCOS	4	1:11	V. Hebronn 6 yd. run (J. Elam, kick) (2-9, 0:49)	17	42

DENVER BRONCOS

OFFENSE		DEFENSE	
WR 80	R. Smith	LE 90	N. Smith
LT 65	G. Zimmermann	LT 94	K. Traylor
LG 69	M. Schlereth	RT 98	M. Tanuvasa
C 66	T. Nalen	RE 91	A. Williams
RG 75	B. Habib	WLB 51	J. Mobley
RT 77	T. Jones	MLB 57	A. Aldridge
TE 84	S. Sharpe	SLB 53	B. Romanowski
WR 87	E. McCaffrey	LCB 39	R. Crockett
QB 7	J. Elway	RCB 23	D. Gordon
RB 30	T. Davis	FS 27	S. Atwater
FB 29	H. Griffith	SS 34	T. Braxton

BRONCOS SUBSTITUTIONS: K 1 J. Elam, QB 6 B. Brister, P 16 T. Rouen, CB 21 R. Hilliard, RB 22 V. Hebronn, CB 25 D. Johnson, CB 26 T. McKyer, RB 31 D. Loville, S 32 T. Veland, S 33 D. Dodge, RB 37 A. Lynn, FB 42 D. Smith, LB 56 K. Burns, LB 59 G. Cadrez, G 63 D. Diaz-Infante, T 74 H. Swayne, WR 81 P. Jeffers, WR 85 W. Green, TE 86 B. Chamberlain, TE 89 D. Carswell, DT 93 T. Pryce, DE 96 H. Hasselbach, DT 97 M. Lodish. **INACTIVE:** QB 8 J. Lewis, LB 50 J. Hesse, LB 58 S. Russ, C/G 62 D. Neil, T 70 J. Brown, DE 72 E. Jones, WR 88 S. Wilson, DT 99 D. Richie.

JACKSONVILLE JAGUARS

OFFENSE		DEFENSE	
WR 82	J. Smith	LE 56	J. Lageman
LT 71	T. Boselli	LT 97	R. Wynn
LG 62	B. Coleman	RT 93	E. Tualo
C 79	D. Widell	RE 96	C. Simmons
RG 76	R. Tylski	SLB 51	K. Hardy
RT 72	L. Searcy	MLB 58	B. Schwartz
TE 83	P. Mitchell	WLB 50	E. Robinson
WR 87	K. McCardell	LCB 41	D. Thomas
QB 8	M. Brunell	RCB 27	D. Figures
RB 20	N. Means	SS 45	T. Davis
TE 88	D. Jones	FS 37	C. Hudson

JAGUARS SUBSTITUTIONS: K 1 M. Hollis, P 4 B. Barker, CB 21 A. Beasley, RB 23 R. Jordan, CB 26 K. Devine, S 28 D. Hall, DB 32 M. Logan, RB 33 J. Stewart, FB 49 T. Hallock, LB 52 B. Boyer, LB 54 J. Hamilton, LB 57 J. Kopp, G/T 67 J. Novak, WR 80 W. Jackson, WR 81 W. Moore, WR 84 R. Barlow, TE 85 R. Griffith, DE 90 T. Brackens, DT 91 S. Payne, DT 95 J. White, DE 99 J. Smeenge. **DID NOT PLAY:** QB 11 R. Johnson, G/T 78 T. Fordham. **INACTIVE:** QB 16 S. Matthews, CB 25 C. Anderson, S 29 R. Parker, FB 31 D. Shelton, G 68 M. Nori, G 73 B. DeMarco, TE 86 D. Brown, DE 98 J. Threats.

FINAL INDIVIDUAL STATISTICS

Jacksonville Jaguars											Denver Broncos												
RUSHING		ATT	YDS	AVG	LG	TD					RUSHING		ATT	YDS	AVG	LG	TD						
N. Means	10	40	4.0	14	1	1					T. Davis	31	184	5.9	59	2							
J. Stewart	1	6	6.0	6	0	0					D. Loville	11	103	9.4	44	2							
M. Brunell	3	4	1.3	5	0	0					V. Hebronn	6	23	3.8	6	1							
TOTAL		14	50	3.6	14	1					TOTAL		49	310	6.3	59	5						
PASSING		ATT	CMP	YDS	TD	LG	IN	Rtg.					PASSING		ATT	CMP	YDS	TD	LG	IN	Rtg.		
M. Brunell	32	18	203	3/16	0	37	1	62.4					J. Elway	24	16	223	3/22	1	43	0	110.2		
TOTAL		32	18	203	3/16	0	37	62.4					TOTAL		24	16	223	3/22	1	43	0	110.2	
PASS RECEIVING		NO	YDS	AVG	LG	TD					PASS RECEIVING		NO	YDS	AVG	LG	TD						
K. McCardell	6	55	9.2	20	0	0					T. Davis	4	11	2.8	6	0							
J. Smith	6	55	9.2	16	0	0					R. Smith	3	99	33.0	43	1							
J. Stewart	3	46	15.3	26	0	0					E. McCaffrey	2	33	16.5	25	0							
D. Jones	1	37	37.0	37	0	0					W. Green	2	32	16.0	22	0							
P. Mitchell	1	7	7.0	7	0	0					S. Sharpe	2	29	14.5	23	0							
N. Means	1	3	3.0	3	0	0					H. Griffith	2	9	4.5	8	0							
TOTAL		18	203	12.7	37	0					TOTAL		16	223	13.9	43	1						
INTERCEPTIONS		NO	YDS	AVG	LG	TD					INTERCEPTIONS		NO	YDS	AVG	LG	TD						
TOTAL		0	0	0.0	—	0					TOTAL		1	0	0.0	0	0						
PUNTING		NO	YDS	AVG	NET	TB	IN20	LG					PUNTING		NO	YDS	AVG	NET	TB	IN20	LG		
B. Barker	4	118	29.5	26.0	0	1	35	35					T. Rouen	2	99	49.5	47.0	0	1	53			
TOTAL		4	118	29.5	26.0	0	1	35					TOTAL		3	99	33.0	31.3	0	1	53		
PUNT RETURNS		NO	YDS	AVG	FC	LG	TD					PUNT RETURNS		NO	YDS	AVG	FC	LG	TD				
R. Barlow	1	5	5.0	0	5	0	0					D. Gordon	1	14	14.0	0	14	0					
(DOWNED)	1	0	0.0	0	—	0	0					(DOWNED)	1	0	0.0	0	—	0	0				
RETURNS		1	5	5.0	0	5	0					RETURNS		1	14	14.0	0	14	0				
KICKOFF RETURNS		NO	YDS	AVG	FC	LG	TD					KICKOFF RETURNS		NO	YDS	AVG	FC	LG	TD				
R. Barlow	3	118	39.3	0	58	0	0					V. Hebronn	3	87	29.0	0	51	0					
M. Logan	3	44	14.7	0	18	0	0					(TOUCHBACK)	1	0	0.0	0	—	0	0				
T. Hallock	1	6	6.0	0	6	0	0					RETURNS		3	87	29.0	0	51	0				
D. Jones	0	-2	-2.0	0	-2	0	0					TOTAL		3	87	29.0	0	51	0				
RETURNS		7	166	23.7	0	58	0					TOTAL		3	87	29.0	0	51	0				
Jacksonville Jaguars		Fum	Lost	Rec.	Yds	TD	Opp.	FF	Rec.	Yds	TD	Opp.	FF	Rec.	Yds	TD	Opp.	FF	Rec.	Yds	TD		
FUMBLES		Fum	Lost	Rec.	Yds	TD	Opp.	FF	Rec.	Yds	TD	Opp.	FF	Rec.	Yds	TD	Opp.	FF	Rec.	Yds	TD		
C. Simmons	0	0	0	0	0	1	0	0	0	0	0	J. Elway	3	2	1	-10	0	0	0	0	0	0	
C. Hudson	0	0	0	0	0	1	0	0	0	0	0	A. Aldridge	0	0	0	0	0	0	1	0	0	0	
R. Wynn	0	0	0	0	0	1	0	0	0	0	0	TOTAL		3	2	1	-10	0	0	1	0	0	
M. Brunell	1	1	0	0	0	0	0	0	0	0	0	TOTAL		3	2	1	-10	0	0	1	0	0	
D. Thomas	0	0	0	0	0	1	0	0	0	0	0	TOTAL		3	2	1	-10	0	0	1	0	0	
TOTAL		1	1	0	0	2	2	0	0	0	0	TOTAL		3	2	1	-10	0	0	1	0	0	

FINAL TEAM STATISTICS

	JAGUARS	BRONCOS	JAGUARS	BRONCOS
TOTAL FIRST DOWNS	14	28	PUNTS Number and Average	4-29.5 3-33
By Rushing	3	18	Had Blocked	0 1
By Passing	9	8	FGs - PATs Had Blocked	0-0 0-0
By Penalty	2	2	TOTAL RETURN YARDAGE (Not Including Kickoffs)	5 14
THIRD DOWN EFFICIENCY	3-10-30%	12-16-75%	No. and Yards Punt Returns	1-5 1-14
FOURTH DOWN EFFICIENCY	0-1-0%	1-1-100%	No. and Yards Kickoff Returns	7-166 3-87
TOTAL NET YARDS	237	511	No. and Yards Interception Returns	0-0 1-0
Total Offensive Plays (inc. times thrown passing)	49	76	PENALTIES Number and Yards	9-54 9-94
Average gain per offensive play	4.8	6.7	FUMBLES Number and Lost	1-1 3-2
NET YARDS RUSHING	50	310	TOUCHDOWNS	3 6
Total Rushing Plays	14	49	Rushing	1 5
Average gain per rushing play	3.6	6.3	Passing	0 1
NET YARDS PASSING	187	201	Other (Blocked Kicks, etc.)	2 0
Times thrown - yards lost attempting to pass	3-16 3-22	3-22	EXTRA POINTS Made-Attempts	2-2 6-6
Gross yards passing	203	223	Kicking Made-Attempts	2-2 6-6
PASS ATTEMPTS-COMPLETIONS-HAD INTERCEPTED	32-18-1	24-16-0	FIELD GOALS Made-Attempts	1-1 0-0
Average gain per pass play (inc. # thrown passing)	5.3	7.4	SAFETIES	0 0
KICKOFFS Number-In End Zone-Touchbacks	4-1-1	7-0-0		



Jacksonville 30, Denver 27

Saturday, Jan. 4, 1997 • 2:05 p.m. MST • Mile High Stadium • Denver

WEATHER: Sunny, 46°, Wind NW 15 mph • ATTENDANCE: 75,678 • TIME: 3:02

1996 AFC Divisional Playoff Game

The Denver Broncos' most successful season since 1991 came to a surprising end at the hands of the Jacksonville Jaguars with a 30-27 loss in an AFC Divisional Playoff Game in front of 75,678 stunned fans at Mile High Stadium.

The loss was Denver's first of the season at home and only its second ever at home in the postseason.

The contest began on a promising note for the Broncos as they scored on two of their first three possessions to take a 12-0 lead into the second quarter. First, Vaughn Hebron scored his first-ever postseason touchdown on a 1-yard plunge on fourth down. During that drive, Terrell Davis set a franchise record for the longest postseason run with a 47-yard scamper. On Denver's next possession, Shannon Sharpe hauled in an 18-yard touchdown from John Elway to produce the 12-point lead.

The Jaguars proceeded to score on five unanswered possessions (three field goals and two touchdowns) to take a 23-12 lead at the 10:51 mark of the fourth quarter.

The Broncos responded with a 9-play, 57-yard drive that was capped by a 2-yard touchdown run by Davis, who then tacked on the two-point conversion himself to cut the deficit to 3, 23-20. But then Mark Brunell connected with Jimmy Smith for a touchdown on a critical third-and-5 play at the Broncos' 16-yard line with 3:39 remaining in the game to restore a 10-point advantage.

The Broncos again pulled to within three points when Elway found Ed McCaffrey in the end zone for a 15-yard touchdown with 1:50 left, but Denver's magic ran out as the Jaguars held on for the 30-27 win.

During the contest, Elway, who played in his franchise-record 15th postseason game, passed Terry Bradshaw for fourth place on the all-time NFL postseason list for pass attempts. He finished the day with 226 yards on 25-of-38 passing with two touchdowns. Davis gained 91 yards on the ground with one touchdown and safety Tyrone Braxton led the Broncos with 11 tackles on defense, but those efforts were not enough to overcome Jacksonville's onslaught.

Natrone Means, who led Jacksonville's 203-yard rushing attack, totaled 140 yards on 21 carries (6.7 avg.). Brunell added 44 more yards on seven rushes and completed 18-of-29 (62.1%) passes for 245 yards with two touchdowns for the Jaguars, who posted 443 yards of total offense.

OFFICIALS:

Referee — Red Cashion (43); Umpire — Art Demmas (78); Line Judge — Byron Boston (18); Side Judge — Laird Hayes (125); Head Linesman — Sid Semon (109); Back Judge — Tim Millis (80); Field Judge — John Robison (46).

	1	2	3	4	OT	TOTAL	FIELD GOALS (made () & missed)			
VISITOR Jacksonville Jaguars	0	13	7	10	—	30	M. Hollis	(46)	(42)	(22)
HOME Denver Broncos	12	0	0	15	—	27				

Team	Qtr	Clock Time	PLAY DESCRIPTION (Extra Point) (Drive Info)	SCORE	
				Visitor	Home
BRONCOS	1	6:22	V. Hebron 1 yd. run (No good, blocked) (6-50, 2:58)	0	6
BRONCOS	1	0:33	S. Sharpe 18 yd. pass from J. Elway (2-pt. Att. Failed) (7-64, 3:52)	0	12
JAGUARS	2	11:15	M. Hollis 46 yd. Field Goal (10-50, 4:18)	3	12
JAGUARS	2	2:58	N. Means 8 yd. run (M. Hollis, kick) (10-80, 5:21)	10	12
JAGUARS	2	0:10	M. Hollis 42 yd. Field Goal (5-65, 0:47)	13	12
JAGUARS	3	8:51	K. McCardell 31 yd. pass from M. Brunell (M. Hollis, kick) (7-75, 3:18)	20	12
JAGUARS	4	10:51	M. Hollis 22 yd. Field Goal (17-88, 8:32)	23	12
BRONCOS	4	7:37	T. Davis 2 yd. run (T. Davis, run) (9-57, 3:14)	23	20
JAGUARS	4	3:39	J. Smith 16 yd. pass from M. Brunell (M. Hollis, kick) (9-74, 3:58)	30	20
BRONCOS	4	1:50	E. McCaffrey 15 yd. pass from J. Elway (J. Elam, kick) (8-80, 1:49)	30	27

DENVER BRONCOS

OFFENSE		DEFENSE	
WR 83	A. Miller	LE 90	D. Williams
LT 65	G. Zimmermann	LT 97	M. Lodish
LG 69	M. Schlereth	RT 95	M. Perry
C 66	T. Nalen	RE 91	A. Williams
RG 75	B. Habib	WLB 51	J. Mobley
RT 76	B. Thompson	MLB 57	A. Aldridge
TE 84	S. Sharpe	SLB 53	B. Romanowski
WR 87	E. McCaffrey	LCB 39	R. Crockett
QB 7	J. Elway	RCB 48	L. Waddington
HB 30	T. Davis	FS 27	S. Atwater
FB 29	A. Craver	SS 34	T. Braxton

BRONCOS SUBSTITUTIONS: K 1 J. Elam, P 16 T. Rouen, CB 20 T. James, CB 21 R. Hilliard, RB 22 V. Hebron, CB 25 D. Johnson, S 31 R. Jones, S 37 T. Hauck, RB 38 R. Rivers, LB 56 K. Burns, LB 59 G. Cadrez, T 70 J. Brown, DT 79 J. Geathers, WR 80 R. Smith, WR 82 P. Jeffers, TE 86 B. Chamberlain, WR 88 M. Sherrard, TE 89 D. Carswell, DE 94 J. Robinson, DE 96 H. Hasselbach, DT 98 M. Tanuvasa. **DID NOT PLAY:** QB 8 J. Lewis, G 63 D. Diaz-Infante. **INACTIVE:** QB 11 T. Rubley, FB 42 D. Smith, LB 54 B. Hager, G 64 R. Tamm, DT 67 M. Campbell, T/G 68 R. McElroy, DT 72 E. Jones, WR 81 T. Kinchen.

JACKSONVILLE JAGUARS

OFFENSE		DEFENSE	
WR 82	J. Smith	LE 56	J. Lageman
LT 71	T. Boselli	LT 92	D. Jurek
LG 62	B. Coleman	RT 64	J. Davkovich
C 79	D. Widell	RE 96	C. Simmons
RG 76	R. Tylski	SLB 51	K. Hardy
RT 72	L. Searcy	MLB 55	T. McManus
TE 86	D. Brown	WLB 50	E. Robinson
WR 87	K. McCardell	LCB 21	A. Beasley
QB 8	M. Brunell	RCB 25	M. Washington
RB 20	N. Means	SS 28	D. Hall
FB 35	L. Maston	FS 37	C. Hudson

JAGUARS SUBSTITUTIONS: K 1 M. Hollis, P 4 B. Barker, CB 22 B. Brooks, RB 23 R. Jordan, FS 30 D. Studstill, RB 33 J. Stewart, CB 40 R. Massey, CB 42 R. Bell, FS 45 T. Davis, LB 52 B. Boyer, LB 57 J. Kopp, C 63 M. Cheever, G 73 B. DeMarco, WR 80 W. Jackson, TE 82 P. Mitchell, WR 84 R. Barlow, TE 85 R. Griffith, WR 88 K. Bullard, DE 90 T. Brackens, DE 91 P. Frase, DT 94 K. Pritchett. **DID NOT PLAY:** QB 11 R. Johnson, C/T 87 J. Novak. **INACTIVE:** QB 5 T. Philcox, LB 54 T. Hallock, C/G 66 G. Huntington, T 74 J. Herndon, FB 81 C. Griffin, WR 89 C. Marsh, DE 93 E. Logan, DE 98 J. White.

FINAL INDIVIDUAL STATISTICS

Jacksonville Jaguars										Denver Broncos											
RUSHING		ATT	YDS	AVG	LG	TD	RUSHING		ATT	YDS	AVG	LG	TD								
N. Means	21	140	6.7	21	1	T. Davis	14	91	6.5	47	1										
M. Brunell	7	44	6.3	29	0	J. Elway	5	30	6.0	19	0										
J. Stewart	8	19	2.4	5	0	V. Hebron	2	5	2.5	4	1										
TOTAL	36	203	5.6	29	1	TOTAL	21	126	6.0	47	2										
PASSING		ATT	CMP	YDS	TD	LG	IN	Rtg.	PASSING		ATT	CMP	YDS	TD	LG	IN	Rtg.				
M. Brunell	29	18	245	2/5	2	44	0	112.0	J. Elway	38	25	226	1/1	2	18	0	99.2				
TOTAL	29	18	245	2/5	2	44	0	112.0	TOTAL	38	25	226	1/1	2	18	0	99.2				
PASS RECEIVING		NO	YDS	AVG	LG	TD	PASS RECEIVING		NO	YDS	AVG	LG	TD								
K. McCardell	5	59	11.8	31	1	T. Davis	7	24	3.4	6	0										
N. Means	4	46	11.5	29	0	A. Miller	5	67	13.4	18	0										
J. Smith	3	71	23.7	44	1	E. McCaffrey	5	54	10.8	15	1										
W. Jackson	3	35	11.7	19	0	A. Craver	3	17	5.7	7	0										
P. Mitchell	2	9	4.5	8	0	S. Sharpe	2	31	15.5	18	1										
J. Stewart	1	25	25.0	25	0	D. Carswell	2	18	9.0	10	0										
TOTAL	18	245	13.6	44	2	TOTAL	25	226	9.0	18	2										
INTERCEPTIONS		NO	YDS	AVG	LG	TD	INTERCEPTIONS		NO	YDS	AVG	LG	TD								
TOTAL	0	0	0.0	—	0	TOTAL	0	0	0.0	—	0										
PUNTING		NO	YDS	AVG	NET	TB	IN20	LG	PUNTING		NO	YDS	AVG	NET	TB	IN20	LG				
B. Barker	3	119	39.7	35.7	0	0	49	49	T. Rouen	5	213	42.6	38.0	1	3	52					
TOTAL	3	119	39.7	35.7	0	0	49	49	TOTAL	5	213	42.6	38.0	1	3	52					
PUNT RETURNS		NO	YDS	AVG	FC	LG	TD	PUNT RETURNS		NO	YDS	AVG	FC	LG	TD						
C. Hudson	1	3	3.0	2	3	0	0	R. Smith	2	12	6.0	0	6	0							
(DOWNED)	1	0	0.0	0	—	0	0	(OUT OF BOUNDS)	1	0	0.0	0	—	0							
(TOUCHBACK)	1	0	0.0	0	—	0	0	TOTAL	2	12	6.0	0	6	0							
RETURNS	1	3	3.0	2	3	0	0	RETURNS	2	12	6.0	0	6	0							
KICKOFF RETURNS		NO	YDS	AVG	FC	LG	TD	KICKOFF RETURNS		NO	YDS	AVG	FC	LG	TD						
B. Brooks	4	75	18.8	0	29	0	0	V. Hebron	3	85	28.3	0	38	0							
								B. Chamberlain	1	15	15.0	0	15	0							
								K. Burns	1	14	14.0	0	14	0							
								P. Jeffers	1	9	9.0	0	9	0							
								(TOUCHBACK)	1	0	0.0	0	—	0							
RETURNS	4	75	18.8	0	29	0	0	RETURNS	6	123	20.5	0	38	0							
JACKSONVILLE JAGUARS Own		Opp.		Out		DENVER BRONCOS Own		Opp.		Out											
FUMBLES	Fum	Lost	Rec.	Yds	TD	FF	Rec.	Yds	TD	Bnds	FUMBLES	Fum	Lost	Rec.	Yds	TD	FF	Rec.	Yds	TD	Bnds
T. McManus	0	0	0	0	0	1	0	0	0	0	D. Carswell	1	0	1	0	0	0	0	0	0	
TOTAL	0	0	0	0	0	1	0	0	0	0	TOTAL	1	0	1	0	0	0	0	0	0	

FINAL TEAM STATISTICS

		JAGUARS	BRONCOS	JAGUARS	BRONCOS
TOTAL FIRST DOWNS		22	21	FGs — PATS Had Blocked	0-0
By Rushing		9	7	TOTAL RETURN YARDAGE (Not Including Kickoffs)	3
By Passing		11	13	No. and Yards Punt Returns	1-3
By Penalty		2	1	No. and Yards Kickoff Returns	4-75
THIRD DOWN EFFICIENCY		8-15-53%	6-12-50%	No. and Yards Interception Returns	0-0
FOURTH DOWN EFFICIENCY		0-0-0%	1-1-100%	PENALTIES Number and Yards	3-18
TOTAL NET YARDS		443	351	FUMBLES Number and Lost	0-0
Total Offensive Plays (inc. times thrown passing)		67	60	TOUCHDOWNS	3
Average gain per offensive play		6.6	5.9	Rushing	1
NET YARDS RUSHING		203	126	Passing	2
Total Rushing Plays		36	21	EXTRA POINTS Made-Attempts	3-3
Average gain per rushing play		5.6	6.0	Kicking Made-Attempts	3-3
NET YARDS PASSING		240	225	Rushing Made-Attempts	0-0
Times thrown — yards lost attempting to pass		2-5	1-1	Passing Made-Attempts	0-0
Gross yards passing		245	226	FIELD GOALS Made-Attempts	3-3
PASS ATTEMPTS-COMPLETIONS-HAD INTERCEPTED		29-10-0	38-25-0	SAFETIES	0
Average gain per pass play (inc. # thrown passing)		7.7	5.8	FINAL SCORE	30
KICKOFFS Number-In End Zone-Touchbacks		7-1-1	5-2-0	TIME OF POSSESSION	32:24
PUNTS Number and Average		3-39.7	5-42.6		27:36
Had Blocked		0	0		

BRONCOS DEFENSIVE STATISTICS

(based on unofficial press box statistics)

PLAYER	UT	A	TT	S-YDS	I-YDS	PD	FF	FR	PLAYER	UT	A	TT	S-YDS	I-YDS	PD	FF	FR
T. Braxton	10	1	11	0-0	0-0	0	0	0	M. Lodish	2	0	2	0-0	0-0	0	0	0
J. Mobley	6	2	8	0-0	0-0	1	0	0	B. Romanowski	2	0	2	0-0	0-0	0	0	0
S. Atwater	6	0	6	0-0	0-0	0	0	0	H. Hasselbach	1	0	1	0-0	0-0	0	0	0
A. Aldridge	5	1	6	1-4	0-0	1	0	0	R. Hilliard	1	0	1	0-0	0-0	0	0	0
M. Perry	4	1	5	0-0	0-0	0	0	0	M. Tanuvasa	1	0	1	0-0	0-0	0	0	0
D. Williams	2	2	4	1-1	0-0	1	0	0	A. Williams	1	0	1	0-0	0-0	2	0	0
R. Crockett	2	0	2	0-0	0-0	1	0	0	K. Burns	0	0	0	0-0	0-0	0	0	0
T. Hauck	2	0	2	0-0	0-0	0	0	0	TEAM TOTALS	47	7	54	2-5	0-0	6	0	0
T. James	2	0	2	0-0	0-0	0	0	0									



L.A. Raiders 42, Denver 24

Sunday, Jan. 9, 1994 • 1 p.m. PST • Los Angeles Coliseum • Los Angeles

WEATHER: Sunny, 76°, Wind 0 mph • ATTENDANCE: 65,314 • TIME: 3:36

1993 AFC Wild Card Game

Facing the Los Angeles Raiders for the second time in as many weeks, the Denver Broncos saw the Raiders pull away from a 21-21 halftime tie en route to a 42-24 win in an AFC Wild Card Game in front of 65,314 fans at the Los Angeles Coliseum.

Denver quarterback John Elway completed 29-of-47 passes (61.7%) for 302 yards with three touchdowns and one interception while tight end Shannon Sharpe hauled in a game-high 13 receptions for 156 yards (12.0 avg.) with one touchdown.

The Raiders struck first on a 7-play, 80-yard drive that was capped with a 9-yard touchdown pass from quarterback Jeff Hostetter to tight end Ethan Horton at 9:17 of the first quarter.

Elway and the Broncos responded with a scoring drive of their own, going 65 yards in seven plays with Elway finding Sharpe for a 23-yard touchdown. The Raiders bounced back with a 65-yard touchdown pass to wide receiver Tim Brown to take a 14-7 lead at 2:25 of the first quarter. The Broncos responded by driving 80 yards in 12 plays, setting up a 16-yard touchdown toss from Elway to tight end Reggie Johnson to tie the score. Hostetter continued to be red hot on the Raiders' next possession, throwing a 54-yard touchdown pass to wide receiver James Jett for a 21-14 lead at 7:28 of the second quarter.

On the Broncos' final drive of the half, the offense chewed up nearly seven minutes and went 77 yards to tie the score at 21 on wide receiver Derek Russell's 6-yard touchdown reception. Elway showed his ability to create plays for the offense, completing passes to six different receivers and taking off on two rushes of his own during the drive.

The two teams combined for nearly 500 yards of total offense by halftime, but only the Raiders continued that pace in the second half. After receiving the opening kickoff, the Broncos failed to move the ball on their first three possessions, giving the Raiders great field position after three punts that averaged 30 yards. The Raiders took advantage of the field position, converting two of those possessions into touchdowns on drives of three and five plays, respectively, to take a commanding 35-21 lead at 4:27 of the third quarter.

The Broncos made a dent in the score at the beginning of the fourth period on a 33-yard field goal by Jason Elam at 12:36. The Raiders responded to that with a 10-play, 76-yard drive that was capped by Napoleon McCallum's third touchdown of the game from one yard out at 6:43 to mark the final points scored on the afternoon.

OFFICIALS:

Referee — Bob McElwee (95); **Umpire** — Al Conway (27); **Line Judge** — Tom Barnes (55); **Side Judge** — Don Wedge (28); **Head Linesman** — Aaron Pointer (79); **Back Judge** — Bill Lovett (98); **Field Judge** — Don Hakes (96).

	1	2	3	4	OT	TOTAL	FIELD GOALS (made () & missed)
VISITOR Denver Broncos	7	14	0	3	—	24	J. Elam (33)
HOME Los Angeles Raiders	14	7	14	7	—	42	

Team	Qtr	Clock Time	PLAY DESCRIPTION (Extra Point) (Drive Info)	SCORE	
				Visitor	Home
RAIDERS	1	9:17	E. Horton 9 yd. pass from J. Hostetter (J. Jaeger, kick) (7-80, 3:18)	0	7
BRONCOS	1	6:12	S. Sharpe 23 yd. pass from J. Elway (J. Elam, kick) (7-65, 3:05)	7	7
RAIDERS	1	2:25	T. Brown 65 yd. pass from J. Hostetter (J. Jaeger, kick) (6-78, 3:47)	7	14
BRONCOS	2	10:06	R. Johnson 16 yd. pass from J. Elway (J. Elam, kick) (12-80, 7:19)	14	14
RAIDERS	2	7:28	J. Jett 54 yd. pass from J. Hostetter (J. Jaeger, kick) (5-84, 2:38)	14	21
BRONCOS	2	0:32	D. Russell 6 yd. pass from J. Elway (J. Elam, kick) (13-77, 6:56)	21	21
RAIDERS	3	8:08	N. McCallum 26 yd. run (J. Jaeger, kick) (3-35, 1:25)	21	28
RAIDERS	3	4:27	N. McCallum 2 yd. run (J. Jaeger, kick) (5-52, 2:31)	21	35
BRONCOS	4	12:36	J. Elam 33 yd. Field Goal (8-63, 2:32)	24	35
RAIDERS	4	6:43	N. McCallum 1 yd. run (J. Jaeger, kick) (10-76, 5:53)	24	42

DENVER BRONCOS

OFFENSE		DEFENSE	
WR 88	J. Evans	LE 99	S. Dronett
LT 65	G. Zimmerman	NT 71	G. Kragen
LG 79	D. Widell	RE 91	W. Oshodin
C 72	K. Kartz	LOLB 51	M. Croel
RG 75	B. Habib	LILB 77	K. Mecklenburg
RT 68	R. Freeman	MLB 57	D. Wyman
TE 89	R. Johnson	ROLB 73	S. Fletcher
WR 87	C. Tillman	LCB 34	T. Braxton
QB 7	J. Elway	RCB 23	R. Bradford
RB 39	R. Delpino	SS 49	D. Smith
TE 84	S. Sharpe	FS 27	S. Atwater

BRONCOS SUBSTITUTIONS: K 1 J. Elam, QB 8 T. Maddox, P 16 T. Rouen, CB 21 L. Lang, RB 22 G. Milburn, S 31 R. Jones, CB 36 F. Robinson, FB 37 A. Lynn, RB 38 R. Rivers, S 40 D. Hall, WR 42 K. Taylor, CB 47 D. Pool, LB 54 M. Donahue, LB 58 E. Alexander, LB 59 T. Lucas, G 64 J. Melander, G 76 K. Scraftford, T 78 D. Maggs, WR 80 T. Kimbrough, WR 85 D. Russell, WR 86 A. Marshall, DE 94 J. Robinson, DT 97 D. Drozdov. **INACTIVE:** 30B 12 S. Moore, CB 29 C. Dimry, LB 52 J. Mills, C 61 B. Meeks, WR 81 B. Rose, WR 83 M. Bonner, DE 90 D. Williams, DT 95 A. Taylor.

LOS ANGELES RAIDERS

OFFENSE		DEFENSE	
WR 89	A. Wright	LE 75	H. Long
LT 71	G. Perry	LT 91	C. McGlockton
LG 76	S. Wisniewski	RT 74	N. Harrison
C 72	D. Mosebar	RE 93	G. Townsend
RG 65	M. Montoya	LLB 51	A. Wallace
RT 68	B. Wilkerson	MLB 57	J. Kelly
TE 88	E. Horton	RLB 99	W. Moss
WR 81	T. Brown	LCB 36	T. McDaniel
QB 15	J. Hostetter	RCB 48	L. Washington
RB 41	N. McCallum	SS 20	D. Hoskins
RB 21	R. Montgomery	FS 33	E. Anderson

RAIDERS SUBSTITUTIONS: P 7 J. Gossett, K 18 J. Jaeger, RB 23 R. Jordan, S 25 D. Land, S 31 R. Dixon, RB 35 S. Smith, RB 38 N. Bell, RB 39 K. Smith, LB 45 D. Fulcher, CB 46 T. Dorn, LB 52 M. Jones, LB 54 G. Biekert, DE 56 A. Bruce, G 64 T. Peat, C 67 D. Turk, G 77 R. Stephens, WR 80 D. Hobbs, WR 82 J. Jett, WR 83 W. Gault, TE 84 J. Duff, DE 94 A. Smith, DT 97 W. Broughton. **DID NOT PLAY:** QB 11 V. Evans. **INACTIVE:** 30B 12 B. J. Hobert, RB 28 G. Robinson, S 29 P. Bates, CB 37 J. Trapp, T 78 G. Skrepenak, T 79 K. Lanier, WR 86 R. Ismail, DT 92 F. Collins.

FINAL INDIVIDUAL STATISTICS

Denver Broncos												Los Angeles Raiders											
RUSHING		ATT	YDS	AVG	LG	TD	RUSHING		ATT	YDS	AVG	LG	TD										
R. Delpino	9	32	3.6	16	0	N. McCallum	13	81	6.2	26	3												
J. Elway	5	23	4.6	6	0	T. Montgomery	15	50	3.3	15	0												
R. Rivers	1	2	2.0	2	0	J. Hostetter	4	5	1.3	4	0												
T. Maddox	1	1	1.0	1	0																		
G. Milburn	2	-2	-1.0	1	0																		
TOTAL	18	56	3.1	16	0	TOTAL	32	136	4.3	26	3												
PASSING		ATT	CMP	YDS	TD	LG	IN	Rtg.	PASSING		ATT	CMP	YDS	TD	LG	IN	Rtg.						
J. Elway	47	29	302	1/5	3	25	1	92.7	J. Hostetter	19	13	294	2/3	3	65	0	150.8						
T. Maddox	7	3	34	0/0	0	13	0	58.0															
TOTAL	54	32	336	1/5	3	25	1	88.2	TOTAL	19	13	294	2/3	3	65	0	150.8						
PASS RECEIVING		NO	YDS	AVG	LG	TD	PASS RECEIVING		NO	YDS	AVG	LG	TD										
S. Sharpe	13	156	12.0	23	1	J. Jett	3	111	37.0	54	1												
A. Marshall	5	69	13.8	20	0	T. Brown	3	86	28.7	65	1												
G. Milburn	5	8	1.6	6	0	E. Horton	3	45	15.0	33	1												
D. Russell	2	31	15.5	25	1	T. Montgomery	3	29	9.7	18	0												
C. Tillman	2	25	12.5	16	0	A. Wright	1	23	23.0	23	0												
R. Johnson	2	19	9.5	16	1																		
K. Taylor	1	13	13.0	13	0																		
R. Rivers	1	8	8.0	8	0																		
J. Evans	1	7	7.0	7	0																		
TOTAL	32	336	10.5	25	3	TOTAL	13	294	22.6	65	3												
INTERCEPTIONS		NO	YDS	AVG	LG	TD	INTERCEPTIONS		NO	YDS	AVG	LG	TD										
							T. Dorn	1	1	1.0	1	0											
TOTAL	0	0	0.0	—	0	TOTAL	1	1	1.0	1	0												
PUNTING		NO	YDS	AVG	NET	TB	IN20	LG	PUNTING		NO	YDS	AVG	NET	TB	IN20	LG						
T. Rouen	4	135	33.8	28.8	1	0	45	J. Gossett	4	170	42.5	33.0	0	1	50								
TOTAL	4	135	33.8	28.8	1	0	45	TOTAL	4	170	42.5	33.0	0	1	50								
PUNT RETURNS		NO	YDS	AVG	FC	LG	TD	PUNT RETURNS		NO	YDS	AVG	FC	LG	TD								
G. Milburn	3	38	12.7	0	18	0	(DOWNED)	1	0	0.0	0	—	0										
(DOWNED)	1	0	0.0	0	—	0	(OUT OF BOUNDS)	2	0	0.0	0	—	0										
							(TOUCHBACK)	1	0	0.0	0	—	0										
RETURNS	3	38	12.7	0	18	0	RETURNS	0	0	0.0	0	—	0										
KICKOFF RETURNS		NO	YDS	AVG	FC	LG	TD	KICKOFF RETURNS		NO	YDS	AVG	FC	LG	TD								
G. Milburn	6	85	14.2	0	21	0	W. Gault	4	55	13.8	0	20	0										
(OUT OF BOUNDS)	1	0	0.0	0	—	0	(TOUCHBACK)	1	0	0.0	0	—	0										
RETURNS	6	85	14.2	0	21	0	RETURNS	4	55	13.8	0	20	0										
Denver Broncos		Own	Opp.	Out	L.A. Raiders		Own	Opp.	Out														
FUMBLES	Fum	Lost	Rec.	Yds	TD	FF	Rec.	Yds	TD	FF	Rec.	Yds	TD	Bnds									
J. Elway	1	0	0	0	0	0	0	0	0	0	0	0	0	0									
K. Kartz	0	0	1	0	0	0	0	0	0	0	1	0	0	0									
T. Maddox	1	0	1	0	0	0	0	0	0	0	0	0	0	0									
TOTAL	2	0	2	0	0	0	0	0	0	1	0	0	0	0									

FINAL TEAM STATISTICS

BRONCOS				RAIDERS				BRONCOS				RAIDERS							
TOTAL FIRST DOWNS								26	19	PUNTS Number and Average									
By Rushing								4	6	4-33.8									
By Passing								18	10	Had Blocked								0	0
By Penalty								4	3	FGS — PATS Had Blocked								0-0	0-0
THIRD DOWN EFFICIENCY								4-14-29%	5-9-56%	TOTAL RETURN YARDAGE (Not Including Kickoffs)								38	1
FOURTH DOWN EFFICIENCY								2-4-50%	0-0-0%	No. and Yards Punt Returns								3-38	0-0
TOTAL NET YARDS								387	427	No. and Yards Kickoff Returns								6-85	4-55
Total Offensive Plays (inc. times thrown passing)								73	53	No. and Yards Interception Returns								0-0	1-1
Average gain per offensive play								5.3	8.1	PENALTIES Number and Yards								10-97	17-130
NET YARDS RUSHING								56	136	FUMBLES Number and Lost								2-0	0-0
Total Rushing Plays								18	32	TOUCHDOWNS								3	6
Average gain per rushing play								3.1	4.3	Rushing								0	3
NET YARDS PASSING								331	291	Passing								3	3
Times thrown — yards lost attempting to pass								1-5	2-3	EXTRA POINTS Made-Attempts								3-3	6-6
Gross yards passing								336	294	FIELD GOALS Made-Attempts								1-1	0-0
PASS ATTEMPTS-COMPLETIONS-HAD INTERCEPTED								54-32-1	19-13-0	SAFETIES								0	0
Average gain per pass play (inc. # thrown passing)								6.0	13.9	FINAL SCORE								24	42
KICKOFFS Number-In End Zone-Touchbacks								5-1-1	7-0-0	TIME OF POSSESSION								31:09	28:51

BRONCOS DEFENSIVE STATISTICS

(based on unofficial press box statistics)

PLAYER	UT	A	TT	S-YDS	I-YDS	PD	FF	FR	PLAYER	UT	A	TT	S-YDS	I-YDS	PD	FF	FR
D. Smith	6	1	7	0-0	0-0	0	0	0	S. Fletcher	2	0	2	2-3	0-0	0	0	0
D. Wyman	5	2	7	0-0	0-0	0	0	0	L. Lang	2	0	2	0-0	0-0	0	0	0
K. Mecklenburg	4	2	6	0-0	0-0	0	0	0	W. Oshodin	2	0	2	0-0	0-0	0	0	0
S. Atwater	5	0	5	0-0	0-0	0	0	0	D. Hall	1	1	2	0-0	0-0	0	0	0
R. Bradford	4	0	4	0-0	0-0	0	0	0	G. Kragen	2	0</						



Denver 26, Houston 24

Saturday, Jan. 4, 1992 • 2 p.m. MST • Mile High Stadium • Denver

WEATHER: Sunny, 36°, Wind W 14 mph • ATTENDANCE: 75,301 • TIME: 3:09

1991 AFC Divisional Playoff Game

The Denver Broncos advanced to their fourth AFC Championship Game in six years after defeating the Houston Oilers 26-24 in front of 75,301 fans at Mile High Stadium.

Houston quarterback Warren Moon drove his team 70 yards in four plays for a touchdown to put the Oilers up 7-0 with only 1:46 gone in the game. After a Denver punt, Moon again drove the Oilers down the field and threw his second touchdown pass, this one for nine yards to wide receiver Drew Hill for a 14-0 lead.

The Broncos started their next possession on their 35-yard line and covered 65 yards in eight plays to score on a 10-yard pass from quarterback John Elway to wide receiver Vance Johnson, but a fumbled snap on the conversion attempt left the score 14-6. On the sixth play of the ensuing Oilers drive, Moon was intercepted by free safety Steve Atwater, but a roughing the passer call nullified the effort. Three plays later, Houston scored on a 6-yard pass from Moon to wide receiver Curtis Duncan.

The next Oilers possession ended when Atwater intercepted a pass and gave Denver the ball on its own 12 with 6:03 left in the half. In a drive that saw Elway complete all six passes for 64 yards and Steve Sewell complete one to Johnson for 10, the Broncos covered 88 yards in 12 plays to score on a 1-yard run by running back Greg Lewis, cutting the Houston lead to 21-13. After a missed Houston field goal attempt, the Broncos drove from their 20 to Houston's 31 and David Treadwell nailed a 49-yard field goal, the longest in Denver postseason history. Now up by only five at 21-16, the Oilers reached the Broncos' 7-yard line on their next drive but had to settle for a 25-yard field goal.

The Broncos started on their 20-yard line for their next possession and converted a fourth-and-4 from the Houston 41 to keep the drive going. Lewis' 1-yard touchdown run cut Denver's deficit to one, 24-23, with seven minutes remaining.

With 2:07 left and on his 2-yard-line, Elway found wide receiver Michael Young for a 22-yard gain on first down, but three plays later the Broncos had a fourth-and-6 on the 28. Elway dropped back then scrambled left upfield and ran out of bounds a yard past the first-down marker. Three consecutive incompletions again left Denver with a do-or-die fourth-down situation. Elway again dropped back and scrambled left, but as he headed upfield he tossed a pass to Johnson, who ran to the Houston 21 for a 44-yard gain.

Broncos running back Steve Sewell ran for 10 yards on first down, and two plays later, Treadwell came on for the game-winning 28-yard field goal.

OFFICIALS:

Referee — Johnny Grier (23); Umpire — John Keck (67); Line Judge — Ron Blum (83); Side Judge — Don Carlson (39); Head Linesman — Dave Anderson (81); Back Judge — Roy Clymer (24); Field Judge — Ed Merrifield (76).

DENVER BRONCOS

OFFENSE		DEFENSE	
WR 83 M. Young	LDE 73 S. Fletcher	WR 83 M. Young	LDE 73 S. Fletcher
LT 62 J. Davidson	LDT 71 G. Kragen	LT 62 J. Davidson	LDT 71 G. Kragen
G 63 S. Farrell	RDT 77 K. Mecklenburg	G 63 S. Farrell	RDT 77 K. Mecklenburg
C 79 Da. Widell	RDE 51 M. Croel	C 79 Da. Widell	RDE 51 M. Croel
RG 67 Do. Widell	MLB 56 M. Brooks	RG 67 Do. Widell	MLB 56 M. Brooks
RT 76 K. Lanier	LCB 34 T. Braxton	RT 76 K. Lanier	LCB 34 T. Braxton
TE 88 C. Kay	RCB 29 C. Dimry	TE 88 C. Kay	RCB 29 C. Dimry
WR 85 D. Russell	CB 21 L. Lang	WR 85 D. Russell	CB 21 L. Lang
QB 7 J. Elway	S 48 R. Robbins	QB 7 J. Elway	S 48 R. Robbins
RB 28 G. Green	SS 49 D. Smith	RB 28 G. Green	SS 49 D. Smith
RB 81 S. Sharpe	FS 27 S. Atwater	RB 81 S. Sharpe	FS 27 S. Atwater

BRONCOS SUBSTITUTIONS: P 2 M. Horan, QB 8 G. Kubiak, K 9 D. Treadwell, S 22 A. Montgomery, RB 30 S. Sewell, RB 38 R. Rivers, RB 41 G. Lewis, LB 52 J. Mills, LB 54 K. Traylor, LB 59 T. Lucas, G/T 60 N. Subis, G 68 C. Ker, NT 70 B. Sochia, C 72 K. Kartz, T 74 H. Salem, WR 82 V. Johnson, WR 84 R. Mattiel, WR 86 B. Johnson, TE 89 R. Johnson, DE 90 R. Holmes, DL 96 K. Walker. **DID NOT PLAY:** CB 24 W. Henderson, DE 91 W. Powers. **INACTIVE:** 3QB 12 S. Moore, RB 26 B. Humphrey.

HOUSTON OILERS

OFFENSE		DEFENSE	
WR 84 H. Jeffries	LE 95 W. Fuller	WR 84 H. Jeffries	LE 95 W. Fuller
WR 85 D. Hill	LT 79 R. Childress	WR 85 D. Hill	LT 79 R. Childress
LT 78 D. Maggs	RT 97 L. Williams	LT 78 D. Maggs	RT 97 L. Williams
LG 63 M. Munchak	RE 96 S. Jones	LG 63 M. Munchak	RE 96 S. Jones
C 74 B. Matthews	LLB 57 L. Lathon	C 74 B. Matthews	LLB 57 L. Lathon
RG 66 D. Dawson	MLB 54 A. Smith	RG 66 D. Dawson	MLB 54 A. Smith
RT 73 D. Williams	RLB 91 J. Meads	RT 73 D. Williams	RLB 91 J. Meads
WR 81 E. Givins	LCB 28 C. Dishman	WR 81 E. Givins	LCB 28 C. Dishman
WR 80 C. Duncan	RCB 23 R. Johnson	WR 80 C. Duncan	RCB 23 R. Johnson
QB 1 W. Moon	SS 25 B. McDowell	QB 1 W. Moon	SS 25 B. McDowell
RB 44 L. White	FS 26 B. Orlando	RB 44 L. White	FS 26 B. Orlando

OILERS SUBSTITUTIONS: K 3 A. Del Greco, P 9 G. Montgomery, RB 20 A. Pinkett, CB 24 S. Jackson, CB 29 D. Lewis, RB 30 V. Jones, S 31 M. Robertson, RB 33 G. Brown, S 38 M. Dumas, LB 53 E. Seal, G 55 J. Flannery, LB 56 S. Kozak, T 70 D. Steinkuhler, DT 76 J. Alm, T 77 K. Donnalley, WR 82 T. Jones, WR 86 A. Johnson, WR 87 P. Coleman, DE 90 E. Johnson, LB 93 R. Graf, DT 94 G. Montgomery. **DID NOT PLAY:** QB 14 C. Carlson, WR 83 L. Harris. **INACTIVE:** QB 10 R. Slack, LB 51 E. Fairs.

		1	2	3	4	OT	TOTAL	FIELD GOALS (made () & missed)	
VISITOR	Houston Oilers	14	7	0	3	—	24	A. Del Greco	33WR (25)
HOME	Denver Broncos	6	7	3	10	—	26	D. Treadwell	(49) (28)
Team	Qtr	Clock Time	PLAY DESCRIPTION (Extra Point) (Drive Info)				SCORE Visitor Home		
OILERS	1	1:46	H. Jeffries 15 yd. pass from W. Moon (A. Del Greco, kick) (4-70, 1:46)				7	0	
OILERS	1	9:44	D. Hill 9 yd. pass from W. Moon (A. Del Greco, kick) (9-63, 5:39)				14	0	
BRONCOS	1	13:43	V. Johnson 10 yd. pass from J. Elway (No good, WL) (8-65, 3:59)				14	6	
OILERS	2	4:05	C. Duncan 6 yd. pass from W. Moon (A. Del Greco, kick) (8-80, 5:22)				21	6	
BRONCOS	2	14:21	G. Lewis 1 yd. run (D. Treadwell, kick) (12-88, 5:24)				21	13	
BRONCOS	3	13:02	D. Treadwell 49 yd. Field Goal (9-49, 3:11)				21	16	
OILERS	4	1:35	A. Del Greco 25 yd. Field Goal (7-67, 3:33)				24	16	
BRONCOS	4	8:07	G. Lewis 1 yd. run (D. Treadwell, kick) (12-80, 6:32)				24	23	
BRONCOS	4	14:44	D. Treadwell 28 yd. Field Goal (12-87, 1:51)				24	26	

FINAL INDIVIDUAL STATISTICS

Houston Oilers													Denver Broncos																
RUSHING	ATT	YDS	AVG	LG	TD								RUSHING	ATT	YDS	AVG	LG	TD											
L. White	17	79	4.6	10	0								G. Green	17	59	3.5	14	0											
W. Moon	2	18	9.0	15	0								S. Sewell	4	48	12.0	19	0											
													J. Elway	6	39	6.5	15	0											
													R. Rivers	1	3	3.0	3	0											
													G. Lewis	3	2	0.7	1	2											
TOTAL	19	97	5.1	15	0								TOTAL	31	151	4.9	19	2											
PASSING	ATT	CMP	YDS	T/KD	YD	TD	LG	IN	Rtg.					PASSING	ATT	CMP	YDS	T/KD	YD	TD	LG	IN	Rtg.						
W. Moon	36	27	325	0/0	3	49	1	118.4					J. Elway	33	19	257	0/0	1	44	1	44	1	80.0						
													S. Sewell	1	1	10	0/0	0	10	0	108.3								
TOTAL	36	27	325	0/0	3	49	1	118.4					TOTAL	34	20	267	0/0	1	44	1	44	1	81.4						
PASS RECEIVING	NO	YDS	AVG	LG	TD								PASS RECEIVING	NO	YDS	AVG	LG	TD											
H. Jeffries	7	99	14.1	49	1								V. Johnson	5	78	15.6	44	1											
E. Givins	6	111	18.5	29	0								M. Young	4	85	21.3	32	0											
C. Duncan	6	40	6.7	11	1								S. Sewell	3	28	9.3	16	0											
L. White	5	35	7.0	10	0								S. Sharpe	3	20	6.7	7	0											
D. Hill	2	21	10.5	12	1								R. Mattiel	2	27	13.5	23	0											
T. Jones	1	19	19.0	19	0								D. Russell	1	20	20.0	20	0											
													C. Kay	1	8	8.0	8	0											
													G. Green	1	1	1.0	1	0											
TOTAL	27	325	12.0	49	3								TOTAL	20	267	13.4	44	1											
INTERCEPTIONS	NO	YDS	AVG	LG	TD								INTERCEPTIONS	NO	YDS	AVG	LG	TD											
R. Johnson	1	25	25.0	25	0								S. Atwater	1	0	0.0	0	0											
TOTAL	1	25	25.0	25	0								TOTAL	1	0	0.0	0	0											
PUNTING	NO	YDS	AVG	NET	TB	IN20	LG						PUNTING	NO	YDS	AVG	NET	TB	IN20	LG									
G. Montgomery	1	44	44.0	44.0	0	1	44						M. Horan	2	81	40.5	40.5	0	0	43									
TOTAL	1	44	44.0	44.0	0	1	44						TOTAL	2	81	40.5	40.5	0	0	43									
PUNT RETURNS	NO	YDS	AVG	FC	LG	TD						PUNT RETURNS	NO	YDS	AVG	FC	LG	TD											
P. Coleman	0	0	0.0	1	—	0						(DOWNED)	1	0	0.0	0	—	0											
(OUT OF BOUNDS)	1	0	0.0	—	—	0																							
RETURNS	0	0	0.0	1	—	0						RETURNS	0	0	0.0	0	—	0											
KICKOFF RETURNS	NO	YDS	AVG	FC	LG	TD						KICKOFF RETURNS	NO	YDS	AVG	FC	LG	TD											
P. Coleman	3	36	12.0	0	15	0						A. Montgomery	4	88	22.0	0	30	0											
A. Pinkett	3	46	15.3	0	22	0						(TOUCHBACK)	1	0	0.0	0	—	0											
RETURNS	6	82	13.7	0	22	0						RETURNS	4	88	22.0	0	30	0											
Houston Oilers	Own	Opp.	Out										Denver Broncos	Own	Opp.	Out													
FUMBLES	Fum	Lost	Rec.	Yds	TD	FF	Rec.	Yds	TD	Bnds					FUMBLES	Fum	Lost	Rec.	Yds	TD	FF	Rec.	Yds	TD	Bnds				
A. Smith	0	0	0	0	0	1	0	0	0	0					G. Green	1	0	0	0	0	0	0	0	0	0				
B. Orlando	0	0	0	0	0	1	0	0	0	0					J. Davidson	0	1	0	0	0	0	0	0	0	0				
													S. Sewell	1	0	0	0	0	0	0	0	0	0						
													J. Elway	1	0	1	0	0	0	0	0	0	0						
TOTAL	0	0	0	0	0	2	0	0	0	0					TOTAL	3	0	2	0	0	0	0	0	0	0				

FINAL TEAM STATISTICS

		OILERS	BRONCOS			OILERS	BRONCOS
TOTAL FIRST DOWNS		23	26			1-44	2-40.5
By Rushing		7	13			Had Blocked	0
By Passing		14	12			FGs — PATs Had Blocked	0-0
By Penalty		2	1			TOTAL RETURN YARDAGE (Not Including Kickoffs)	25
THIRD DOWN EFFICIENCY		5-8-63%	5-11-45%			No. and Yards Punt Returns	0-0
FOURTH DOWN EFFICIENCY		0-0-0%	3-3-100%			No. and Yards Kickoff Returns	6-82
TOTAL NET YARDS		422	418			No. and Yards Interception Returns	1-25
Total Offensive Plays (inc. times thrown passing)		55	65			PENALTIES Number and Yards	13-85
Average gain per offensive play		7.7	6.4			FUMBLES Number and Lost	0-0
NET YARDS RUSHING		97	151			TOUCHDOWNS	3
Total Rushing Plays		19	31			Rushing	0
Average gain per rushing play		5.1	4.9			Passing	3
NET YARDS PASSING		325	267			Returns	0
Times thrown — yards lost attempting to pass		0-0	0-0			EXTRA POINTS Made-Attempts	3-3
Gross yards passing		325	267			FIELD GOALS Made-Attempts	1-2
PASS ATTEMPTS-COMPLETIONS-HAD INTERCEPTED		36-27-1	34-20-1			SAFETIES	0
Average gain per pass play (inc. # thrown passing)		9.0	7.9			FINAL SCORE	24
KICKOFFS Number-In End Zone-Touchbacks		5-1-1	6-0-0			TIME OF POSSESSION	30:26

BRONCOS DEFENSIVE STATISTICS

(based on unofficial press box statistics)



San Francisco 55, Denver 10

Sunday, Jan. 28, 1990 • 4:23 p.m. CST • Louisiana Superdome • New Orleans

WEATHER: Indoors • ATTENDANCE: 72,919 • TIME: 3:21

Super Bowl XXIV



The San Francisco 49ers captured their fourth World Championship with a 55-10 victory against the Denver Broncos in Super Bowl XXIV at the Louisiana Superdome in front of 72,919 fans. San Francisco quarterback Joe Montana completed 22-of-29 passes for 297 yards with five touchdowns, including three to wide receiver Jerry Rice.

The 49ers scored two touchdowns in every quarter and out-gained the Broncos 461 yards to 167. After stopping Denver on the game's initial possession, San Francisco drove 66 yards in 10 plays, scoring on a 20-yard pass from Montana to Rice. The Broncos' next possession covered 49 yards in 10 plays and resulted in a 42-yard field goal by David Treadwell.

After limiting the 49ers to four yards on their next drive, Denver took possession on its own 49, but on first down, running back Bobby Humphrey fumbled and defensive end Kevin Fagan recovered for San Francisco on its 46. That turnover led to a 7-yard touchdown pass from Montana to tight end Brent Jones, and after a failed extra point attempt, San Francisco led 13-3 with three seconds left in the first quarter.

The Broncos failed to cross midfield in the second quarter while the 49ers scored on a 1-yard run by running back Tom Rathman and a 38-yard pass from Montana to Rice, taking a 27-3 lead into halftime.

San Francisco was unable to move the ball on the opening possession of the second half, but Elway was intercepted on the first play of Denver's next drive to give the 49ers possession on the Broncos' 28. On first down, Montana threw a touchdown pass to Rice to put his team up 34-3 with 2:12 gone in the third quarter.

The next Denver drive also ended with an interception, leading to a 35-yard scoring pass from Montana to John Taylor.

The Broncos, spurred by a 34-yard run by Humphrey, moved 61 yards in five plays and a penalty to score on a 3-yard run by Elway. San Francisco roared back with an 11-play, 75-yard drive that ended with a 3-yard touchdown run by Rathman. Following another Broncos fumble, running back Roger Craig plowed into the end zone on a 1-yard run to round out the scoring early in the fourth quarter and give the 49ers a 55-10 victory.

OFFICIALS:

Referee — Dick Jorgensen (60); Umpire — Henci Ancich (115); Line Judge — Ron Blum (83); Side Judge — Gerry Austin (34); Head Linesman — Earnie Frantz (111); Back Judge — Al Jury (106); Field Judge — Don Orr (77).

		1	2	3	4	OT	TOTAL	FIELD GOALS (made () & missed)
VISITOR	San Francisco 49ers	13	14	14	14	—	55	
HOME	Denver Broncos	3	0	7	0	—	10	D. Treadwell (42)

Team	Qtr	Clock Time	PLAY DESCRIPTION (Extra Point) (Drive Info)	SCORE	
				Visitor	Home
49ERS	1	4:54	J. Rice 20 yd. pass from J. Montana (M. Cofer, kick) (10-66, 3:59)	7	0
BRONCOS	1	8:13	D. Treadwell 42 yd. Field Goal (10-49, 3:19)	7	3
49ERS	1	14:57	B. Jones 7 yd. pass from J. Montana (No good, WR) (10-54, 5:15)	13	3
49ERS	2	7:45	T. Rathman 1 yd. run (M. Cofer, kick) (14-69, 7:07)	20	3
49ERS	2	14:26	J. Rice 38 yd. pass from J. Montana (M. Cofer, kick) (5-59, 1:04)	27	3
49ERS	3	2:12	J. Rice 28 yd. pass from J. Montana (M. Cofer, kick) (1-28, 0:06)	34	3
49ERS	3	5:16	J. Taylor 35 yd. pass from J. Montana (M. Cofer, kick) (2-37, 0:48)	41	3
BRONCOS	3	8:07	J. Elway 3 yd. run (D. Treadwell, kick) (5-61, 2:51)	41	10
49ERS	4	0:03	T. Rathman 3 yd. run (M. Cofer, kick) (11-75, 6:56)	48	10
49ERS	4	1:13	R. Craig 1 yd. run (M. Cofer, kick) (1-1, 0:04)	55	10

DENVER BRONCOS

OFFENSE			DEFENSE		
WR 82	V. Johnson	LE 92	A. Carreker		
LT 60	G. Perry	NT 71	G. Kragen		
LG 66	J. Juriga	RE 90	R. Holmes		
C 72	K. Kartz	LOLB 56	M. Brooks		
RG 67	D. Widell	LILB 55	R. Dennison		
RT 76	K. Lanier	RILB 77	K. Mecklenburg		
TE 89	O. Mobley	ROLB 73	S. Fletcher		
WR 80	M. Jackson	LCB 34	T. Braxton		
QB 7	J. Elway	RCB 24	W. Henderson		
RB 30	S. Sewell	SS 49	D. Smith		
RB 26	B. Humphrey	FS 27	S. Atwater		

BRONCOS SUBSTITUTIONS: P 2 M. Horan, QB 8 G. Kubiak, K 9 D. Treadwell, RB 23 S. Winder, S 25 K. Corrington, CB 29 D. Carrington, RB 32 M. Bratton, RB 35 K. Bell, CB 36 M. Haynes, S 48 R. Robbins, LB 51 M. Munford, G/C 54 K. Bishop, LB 58 S. Curtis, LB 59 T. Lucas, DE/NT 61 A. Townsend, G 65 M. Smith, DE/NT 68 B. Henke, WR 83 M. Young, WR 84 R. Nattiel, TE 86 P. Green, TE 88 C. Kay, DE 91 W. Powers, LB 97 B. Klosterman. **INACTIVE:** RB 40 J. Alexander, C 57 M. Ruether.

SAN FRANCISCO 49ERS

OFFENSE			DEFENSE		
WR 82	J. Taylor	LE 78	P. Holt		
LT 77	W. Paris	NT 95	M. Carter		
LG 62	G. McIntyre	RE 75	K. Fagan		
C 61	J. Sapolu	LOLB 94	C. Haley		
RG 69	B. Colton	LILB 54	M. Millen		
RT 79	H. Brattin	RILB 99	M. Walter		
TE 84	B. Jones	ROLB 58	K. Turner		
WR 80	J. Rice	LCB 26	D. Pollard		
QB 16	J. Montana	RCB 29	D. Griffin		
RB 33	R. Craig	SS 31	C. Brooks		
RB 44	T. Rathman	FS 42	R. Lott		

49ERS SUBSTITUTIONS: K 6 M. Cofer, QB 8 S. Young, P 9 B. Helton, CB 21 E. Wright, CB 22 T. McKyer, RB 23 S. Tillman, RB 24 H. Sydney, RB 32 T. Flagler, S 40 J. Jackson, LB 53 B. Romanowski, LB 56 S. Hendrickson, LB 59 K. DeLong, C/G 60 C. Thomas, NT 64 J. Burt, G 66 T. Tausch, NT 67 P. Kulger, T 74 S. Wallace, TE 81 J. Williams, WR 85 M. Wilson, WR 88 M. Sherrard, TE 89 W. Walls, DE 91 L. Roberts, DE/LB 96 D. Stubbs. **INACTIVE:** QB 13 S. Bono, LB 98 A. Goss.

FINAL INDIVIDUAL STATISTICS

San Francisco 49ers												Denver Broncos											
RUSHING												RUSHING											
R. Craig	20	69	3.5	18	1							B. Humphrey	12	61	5.1	34	0						
T. Rathman	11	38	3.5	18	2							J. Elway	4	8	2.0	3	1						
J. Montana	2	15	7.5	10	0							S. Winder	1	-5	-5.0	-5	0						
T. Flagler	6	14	2.3	10	0																		
S. Young	4	6	1.5	11	0																		
H. Sydney	1	2	2.0	2	0																		
TOTAL	44	144	3.3	18	3							TOTAL	17	64	3.8	34	1						

San Francisco 49ers												Denver Broncos													
PASSING												PASSING													
J. Montana	29	22	297	1/0	5	38	0	147.6					J. Elway	26	10	108	4/30	0	27	2	19.4				
S. Young	3	2	20	0/0	0	13	0	85.4					G. Kubiak	3	1	28	2/3	0	28	0	68.8				
TOTAL	32	24	317	1/0	5	38	0	145.4					TOTAL	29	11	136	6/33	0	28	2	24.5				

San Francisco 49ers												Denver Broncos											
PASS RECEIVING												PASS RECEIVING											
J. Rice	7	148	21.1	38	3							B. Humphrey	3	38	12.7	27	0						
R. Craig	5	34	6.8	12	0							S. Sewell	2	22	11.0	12	0						
T. Rathman	4	43	10.8	18	0							V. Johnson	2	21	10.5	13	0						
J. Taylor	3	49	16.3	35	1							R. Nattiel	1	28	28.0	28	0						
M. Sherrard	1	13	13.0	13	0							M. Bratton	1	14	14.0	14	0						
W. Walls	1	9	9.0	9	0							S. Winder	1	7	7.0	7	0						
B. Jones	1	7	7.0	7	1							C. Kay	1	6	6.0	6	0						
H. Sydney	1	7	7.0	7	0																		
J. Williams	1	7	7.0	7	0																		
TOTAL	24	317	13.2	38	5							TOTAL	11	136	12.4	28	0						

San Francisco 49ers												Denver Broncos											
INTERCEPTIONS												INTERCEPTIONS											
M. Walter	1	4	4.0	4	0																		
C. Brooks	1	38	38.0	38	0																		
TOTAL	2	42	21.0	38	0							TOTAL	0	0	0.0	—	0						

San Francisco 49ers												Denver Broncos											
PUNTING												PUNTING											
B. Helton	4	158	39.5	36.8	0	2	47					M. Horan	6	231	38.5	32.2	0	0	4				
TOTAL	4	158	39.5	36.8	0	2	47					TOTAL	6	231	38.5	32.2	0	0	4				

San Francisco 49ers												Denver Broncos											
PUNT RETURNS												PUNT RETURNS											
J. Taylor	3	38	12.7	2	17	0						V. Johnson	2	11	5.5	1	7	0					
(OUT OF BOUNDS)	1	0	0.0	0	—	0						(DOWNED)	1	0	0.0	0	—	0					
RETURNS	3	38	12.7	2	17	0						RETURNS	2	11	5.5	1	7	0					

San Francisco 49ers												Denver Broncos											
KICKOFF RETURNS												KICKOFF RETURNS											
T. Flagler	3	49	16.3	0	22	0						D. Carrington	6	146	24.3	0	39	0					
												K. Bell	2	41	20.5	0	24	0					
												M. Bratton	1	9	9.0	0	9	0					
RETURNS	3	49	16.3	0	22	0						RETURNS	9	196	21.8	0	39	0					

San Francisco 49ers												Denver Broncos																					
FUMBLES												FUMBLES																					
K. Fagan	0	0	0	0	1	0	0	0	0	0							B. Humphrey	1	1	0	0	0	0	0	0	0	0						
C. Brooks	0	0	0	0	1	0	0	0	0	0							J. Elway	2	1	1	-1	0	0	0	0	0	0						
D. Griffin	0	0	0	0	1	0	0	0	0	0																							
D. Stubbs	0	0	0	0	1	15	0	0	0	0																							
TOTAL	0	0	0	0	2	2	15	0	0	0							TOTAL	3	2	1	-1	0	0	0	0	0	0						

FINAL TEAM STATISTICS

49ERS					BRONCOS					49ERS					BRONCOS						
TOTAL FIRST DOWNS										28	12	PUNTS Number and Average									
By Rushing										14	5	4-39.5									
By Passing										14	6	6-38.5									
By Penalty										0	1	0-0									
THIRD DOWN EFFICIENCY										8-15-53%	3-11-27%	TOTAL RETURN YARDAGE (Not Including Kickoffs)									
FOURTH DOWN EFFICIENCY										2-2-100%	0-0-0%	80									
TOTAL NET YARDS										461	167	3-38									
Total Offensive Plays (inc. times thrown passing)										77	52	2-11									
Average gain per offensive play										6.0	3.2	3-49									
NET YARDS RUSHING										144	64	9-196									
Total Rushing Plays										44	17	4-38									
Average gain per rushing play										3.3	3.8	0-0									
NET YARDS PASSING										317	103	3-49									
Times thrown — yards lost attempting to pass										1-0	6-33	2-42									
Gross yards passing										317	136	0-0									
PASS ATTEMPTS-COMPLETIONS-HAD INTERCEPTED										32-24-0	29-11-2	4-38									
Average gain per pass play (inc. # thrown passing)										9.6	2.9	0-0									
KICKOFFS Number-In End Zone-Touchbacks										9-3-0	3-0-0	0-0									

BRONCOS DEFENSIVE STATISTICS

(based on unofficial press box statistics)																	
PLAYER	UT	A	TT	S-YDS	I-YDS	PD	FF	FR	PLAYER	UT	A	TT	S-YDS	I-YDS	PD	FF	FR
T. Braxton	8	0	8	1-0	0-0	2	0	0	M. Brooks	3	0	3	0-0	0-0	0	0	0
S. Atwater	4	4	8	0-0	0-0	0	0	0	A. Carreker	2	1	3	0-0	0-0	0	0	0
M. Munford	5	1	6	0-0	0-0	0</											



Denver 37, Cleveland 21

Sunday, Jan. 14, 1990 • 11:30 a.m. MST • Mile High Stadium • Denver

WEATHER: Sunny, 53°, Wind W 10 mph • ATTENDANCE: 76,005 • TIME: 3:28

1989 AFC Championship Game

The Denver Broncos won their third American Football Conference Championship in four years with a dynamic 37-21 victory over Cleveland before 76,005 fans at Mile High Stadium.

Broncos quarterback John Elway threw for 385 yards and three touchdowns, running back Sammy Winder tied a Denver postseason record with two touchdowns and strong safety Dennis Smith posted two of the Broncos' three interceptions. Denver also totaled 497 yards of offense, averaging 6.5 yards on 76 plays.

The Broncos took the opening kickoff and drove to the Cleveland 1, but on third down, Elway's pitch to running back Bobby Humphrey was fumbled and the Browns' Andrew Stewart recovered on the 8. With five minutes left in the first quarter, Smith picked off a Bernie Kosar pass and returned it to the Cleveland 32. Denver moved to the Cleveland 12 but had to settle for a 29-yard field goal by David Treadwell.

Neither team mounted scoring drives until the Broncos took possession on their own 18 with 6:54 left in the half. On first down, Elway hit wide receiver Mark Jackson for 12 yards, and three plays later he connected with wide receiver Michael Young for a 70-yard touchdown that put Denver ahead 10-0 at the half.

The Browns took the opening kickoff of the second half and drove 70 yards in eight plays, scoring on a 27-yard pass from Kosar to Brian Brennan. Denver roared right back on its next possession, going 80 yards in six plays and scoring on a 5-yard pass from Elway to tight end Orson Mobley on a drive sparked by a 53-yard Young reception.

The Broncos began their next possession at their 40-yard line and, buoyed by a 25-yard run by Elway, covered 60 yards in six plays and scored on a 7-yard run by Winder, making the score 24-7 late in the third quarter.

The Browns needed just six plays to go 72 yards and score on a 10-yard Kosar-to-Brennan pass, and two plays into Denver's next drive, Cleveland's Felix Wright recovered a Denver fumble and returned it to the Broncos' 1. On second down, Tim Manoa barreled in from the 2, cutting Denver's lead to 24-21 with one second left in the third quarter.

The Broncos shut out the Browns in the fourth quarter while posting 13 points of their own. A 39-yard touchdown grab by Winder along with two Treadwell field goals accounted for Denver's final points of the afternoon.

OFFICIALS:

Referee — Dick Hantak (105); Umpire — Art Demmas (78); Line Judge — Bill Reynolds (53); Side Judge — Nate Jones (97); Head Linesman — Dale Williams (8); Back Judge — Paul Bartz (22); Field Judge — Jack Vaughan (93).

	1	2	3	4	OT	TOTAL	FIELD GOALS (made () & missed)
VISITOR Cleveland Browns	0	0	21	0	—	21	
HOME Denver Broncos	3	7	14	13	—	37	D. Treadwell (29) 54B (34) (31)

Team	Qtr	Clock Time	PLAY DESCRIPTION (Extra Point) (Drive Info)	SCORE	
				Visitor	Home
BRONCOS	1	12:59	D. Treadwell 29 yd. Field Goal (5-20, 2:46)	0	3
BRONCOS	2	9:03	M. Young 70 yd. pass from J. Elway (D. Treadwell, kick) (4-82, 0:57)	0	10
BROWNS	3	3:19	B. Brennan 27 yd. pass from B. Kosar (M. Bahr, kick) (8-70, 3:19)	7	10
BRONCOS	3	7:00	O. Mobley 5 yd. pass from J. Elway (D. Treadwell, kick) (6-80, 3:41)	7	17
BRONCOS	3	10:41	S. Winder 7 yd. run (D. Treadwell, kick) (6-60, 2:41)	7	24
BROWNS	3	12:48	B. Brennan 10 yd. pass from B. Kosar (M. Bahr, kick) (6-72, 2:07)	14	24
BROWNS	3	14:59	T. Manoa 2 yd. run (M. Bahr, kick) (2-1, 1:12)	21	24
BRONCOS	4	2:25	S. Winder 39 yd. pass from J. Elway (D. Treadwell, kick) (6-80, 2:26)	21	31
BRONCOS	4	6:38	D. Treadwell 34 yd. Field Goal (7-22, 3:48)	21	34
BRONCOS	4	13:00	D. Treadwell 31 yd. Field Goal (10-34, 6:50)	21	37

DENVER BRONCOS

OFFENSE		DEFENSE	
WR 82 V. Johnson	LE 92 A. Carreker	LT 60 G. Perry	NT 71 G. Kragen
LG 66 J. Juriga	RE 90 R. Holmes	C 72 K. Kartz	LOLB 56 M. Brooks
RG 67 D. Widell	LILB 55 R. Dennison	RT 76 K. Lanier	RILB 77 K. Mecklenburg
TE 87 P. Kelly	ROLB 73 S. Fletcher	WR 80 M. Jackson	LCB 34 T. Braxton
QB 7 J. Elway	RCB 24 W. Henderson	FB 32 M. Bratton	SS 49 D. Smith
RB 26 B. Humphrey	FS 27 S. Atwater		

BRONCOS SUBSTITUTIONS: P 2 M. Horan, QB 8 G. Kubiak, K 9 D. Treadwell, RB 23 S. Winder, S 25 K. Corrington, CB 29 D. Carrington, RB 30 S. Sewell, RB 35 K. Bell, CB 36 M. Haynes, S 48 R. Robbins, LB 51 M. Munford, G/C 54 K. Bishop, LB 58 S. Curtis, LB 59 T. Lucas, DE/NT 61 A. Townsend, G 65 M. Smith, DE/NT 68 B. Henke, WR 83 M. Young, WR 84 R. Nattiel, TE 88 C. Kay, TE 89 O. Mobley, DE 91 W. Powers, LB 97 B. Klosterman. **INACTIVE:** RB 40 J. Alexander, C 57 M. Ruether.

CLEVELAND BROWNS

OFFENSE		DEFENSE	
WR 84 W. Slaughter	LDE 60 A. Baker	LT 74 P. Farren	LDT 72 C. Hairston
LG 68 T. Banker	RDT 98 M. Perry	C 73 G. Rakoczy	RDE 97 R. Banks
RG 66 T. Jones	LLB 57 C. Matthews	RT 63 C. Risien	MLB 59 M. Johnson
TE 82 O. Newsome	RLB 56 D. Grayson	WR 88 R. Langhorne	LCB 31 F. Minnifield
QB 19 B. Kosar	RCB 29 H. Dixon	RB 21 E. Metcalf	SS 22 F. Wright
FB 34 K. Mack	FS 30 T. Gash		

BROWNS SUBSTITUTIONS: K 9 M. Bahr, QB 10 M. Pagel, P 15 B. Wagner, CB 23 M. Harper, RB 26 K. Jones, RB 33 M. Oliphant, RB 35 B. Redden, S 40 K. Kramer, FB 42 T. Manoa, S 49 R. Lyons, LB 50 V. Waiters, LB 51 E. Johnson, LB 58 C. Charlton, C 64 T. Baugh, DE 71 T. Gibson, DL 75 C. Pike, T 77 R. Bolden, WR 85 L. Tillman, WR 86 B. Brennan, TE 87 R. Middleton, WR 89 G. McNeil, DE 96 A. Stewart. **DID NOT PLAY:** DB 24 T. Blaylock. **INACTIVE:** T 70 K. Simons, T 72 K. Robbins.

FINAL INDIVIDUAL STATISTICS

Cleveland Browns										Denver Broncos													
RUSHING					PASSING					RUSHING					PASSING								
K. Mack	6	36	6.0	19	0	J. Elway	5	39	7.8	25	0	B. Kosar	2	22	11.0	16	0	S. Winder	21	37	1.8	9	1
B. Kosar	2	5	2.5	3	1	B. Humphrey	8	23	2.9	9	0	T. Manoa	2	4	1.3	2	0	S. Sewell	4	17	4.3	12	0
E. Metcalf	3	4	1.3	2	0	R. Langhorne	1	4	4.0	4	0	R. Langhorne	1	-1	-1.0	-1	0	M. Bratton	1	4	4.0	4	0
TOTAL	14	66	4.7	19	1	TOTAL	39	120	3.1	25	1	TOTAL	14	66	4.7	19	1	TOTAL	39	120	3.1	25	1

Cleveland Browns										Denver Broncos													
PASS RECEIVING					PASS RECEIVING					PASS RECEIVING					PASS RECEIVING								
R. Langhorne	5	78	15.6	27	0	V. Johnson	7	91	13.0	23	0	B. Brennan	5	58	11.6	27	2	S. Sewell	3	55	18.3	43	0
B. Brennan	5	58	11.6	27	2	M. Young	2	123	61.5	70	1	W. Slaughter	3	36	12.0	16	0	M. Young	2	29	19.5	39	1
K. Mack	2	8	4.0	5	0	S. Winder	2	35	17.5	13	0	E. Metcalf	2	7	3.5	4	0	M. Jackson	2	25	12.5	13	0
E. Metcalf	2	7	3.5	4	0	O. Mobley	2	22	11.0	17	1	L. Tillman	1	15	15.0	15	0	O. Mobley	2	22	11.0	17	1
L. Tillman	1	15	15.0	15	0	B. Humphrey	1	23	23.0	23	0	T. Manoa	1	8	8.0	8	0	M. Bratton	1	7	7.0	7	0
T. Manoa	1	8	8.0	8	0	TOTAL	20	385	19.3	70	3	TOTAL	19	210	11.1	27	2	TOTAL	20	385	19.3	70	3

BRONCOS DEFENSIVE STATISTICS																	
(based on unofficial press box statistics)																	
PLAYER	UT	A	TT	S-YDS	I-YDS	PD	FF	FR	PLAYER	UT	A	TT	S-YDS	I-YDS	PD	FF	FR
T. Braxton	6	1	7	0-0	0-0	2	0	0	M. Brooks	1	0	1	0-0	0-0	0	0	0
S. Fletcher	5	2	7	2-3	0-0	1	0	0	M. Haynes	1	0	1	0-0	0-0	0	0	0
K. Mecklenburg	3	1	4	0-0	0-0	0	0	0	R. Holmes	1	0	1	0-0	0-0	2	0	0
W. Henderson	3	0	3	0-0	0-0	0	0	0	K. Corrington	0	1	1	0-0	1-1	0	0	0
D. Smith	3	0	3	0-0	2-13	0	0	0	D. Carrington	0	0	0	0-0	0-0	0	0	0
S. Atwater	2	1	3	0-0	0-0	0	0	0	S. Curtis	0	0	0	0-0	0-0	0	0	0
A. Townsend	2	1	3	1-10	0-0	0	0	0	R. Dennison	0	0	0	0-0	0-0	0	0	0
A. Carreker	2	0	2	1-7	0-0	1	0	0	B. Henke	0	0	0	0-0	0-0	0	0	0
G. Kragen	2	0	2	0-0	0-0	0	0	1	K. Klosterman	0	0	0	0-0	0-0	0	0	0
M. Munford	2	0	2	0-0	0-0	0	0	0	T. Lucas	0	0	0	0-0	0-0	0	0	0
R. Robbins	2	0	2	0-0	0-0	0	0	0	TOTAL TOTALS	35	7	42	4-20	3-13	6	0	1



Denver 24, Pittsburgh 23

Sunday, Jan. 7, 1990 • 2 p.m. MST • Mile High Stadium • Denver

WEATHER: Sunny, 55°, Wind W 6 mph • ATTENDANCE: 75,868 • TIME: 2:57

1989 AFC Divisional Playoff Game

The Denver Broncos advanced to their third AFC Championship Game in four years with a come-from-behind 24-23 victory against the Steelers before 75,868 fans at Mile High Stadium. Although Pittsburgh held the upper hand in total yards (404 to 364) and time of possession (34:14 to 25:46), Denver was able to mount a late fourth quarter drive and score the winning touchdown with just 2:27 remaining.

The Steelers took the opening kickoff and drove 65 yards in 13 plays, scoring on a 32-yard Gary Anderson field goal. Following a 45-yard run by Merrill Hoge and a 33-yard Bubby Brister-to-Tim Worley pass play, the Steelers were knocking on the door again and scored three plays later on a 7-yard run by Hoge. The score put Pittsburgh ahead 10-0 with 1:38 gone in the second quarter.

The Broncos took their first possession of the second quarter and drove 75 yards in 12 plays to score on a 1-yard plunge by running back Mel Bratton on third-and-goal. The Steelers bounced back, traveling 77 yards in 12 plays to score on a 9-yard pass from Brister to wide receiver Louis Lipps. The Broncos got the ball back on their own 33 with 20 seconds left in the half. Two Elway passes put Denver at the Pittsburgh 26 with two seconds left, setting up David Treadwell's 43-yard field goal that pulled Denver within 17-10 at halftime.

Early in the third quarter, Denver nose tackle Greg Kragen forced a Tim Worley fumble that cornerback Tyrone Braxton recovered for the Broncos on the Steelers' 37-yard line. On first down, Elway found wide receiver Vance Johnson for a touchdown to tie the score at 17. Pittsburgh's next two possessions ended in Anderson field goals, and the Steelers held a 23-17 lead in the early stages of the fourth quarter.

After an exchange of punts, the Broncos took possession on their own 29 with 7:06 left in the game. Elway connected with Jackson for 18 yards and then handed off to running back Bobby Humphrey, who pitched the ball back to Elway, setting up his 36-yard strike to Johnson that gave Denver a first down on the Steelers' 26. Humphrey ran on the next four plays, gaining 24 yards and taking the ball to the 2. On third-and-goal from the 1, Bratton scored again and Treadwell's extra point gave Denver its first lead of the game with 2:27 left in regulation.

Pittsburgh got the ball on its own 20, but on third down Brister's signals were drowned out by the crowd and he mishandled the snap. Randy Robbins recovered for Denver on the Pittsburgh 18, and the Broncos were able to run out the clock.

OFFICIALS:

Referee — Gene Barth (14); **Umpire** — Dave Hamilton (42); **Line Judge** — Ron Blum (83); **Side Judge** — Gene Austin (34); **Head Linesman** — Ron Phares (10); **Back Judge** — Louis Richard (68); **Field Judge** — Bobby Skelton (73).

DENVER BRONCOS

OFFENSE		DEFENSE	
WR 82 V. Johnson	LE 92 A. Carreker	NT 71 G. Kragen	
LT 60 G. Perry	NT 71 G. Kragen		
LG 66 J. Juriga	RE 90 R. Holmes		
C 72 K. Kartz	LOLB 56 M. Brooks		
RG 67 D. Widell	LILB 51 M. Munford		
RT 76 K. Lanier	RILB 77 K. Mecklenburg		
TE 89 O. Mobley	ROLB 73 S. Fletcher		
WR 80 M. Jackson	LCB 34 T. Braxton		
QB 7 J. Elway	RCB 24 W. Henderson		
FB 32 M. Bratton	SS 49 D. Smith		
RB 26 B. Humphrey	FS 27 S. Atwater		

BRONCOS SUBSTITUTIONS: P 2 M. Horan, QB 8 G. Kubiak, K 9 D. Treadwell, RB 23 S. Winder, S 25 K. Corrington, CB 29 D. Carrington, RB 30 S. Sewell, RB 35 K. Bell, CB 36 M. Haynes, S 48 R. Robbins, G/C 54 K. Bishop, LB 55 R. Dennison, LB 58 S. Curtis, LB 59 T. Lucas, DE/NT 61 A. Townsend, G 65 M. Smith, DE/NT 68 B. Henke, WR 83 M. Young, WR 84 R. Nattiel, TE 87 P. Kelly, TE 88 C. Kay, DE 91 W. Powers, LB 97 B. Klosterman. **INACTIVE:** RB 40 J. Alexander, C 57 M. Rueckler.

PITTSBURGH STEELERS

OFFENSE		DEFENSE	
WR 87 W. Thompson	LE 93 K. Willis	NT 98 G. Williams	
LT 65 J. Jackson	NT 98 G. Williams	RE 78 T. Johnson	
LG 79 J. Reinstra	RE 78 T. Johnson		
C 63 D. Dawson	LOLB 53 B. Hinkle		
RG 74 T. Long	LILB 50 D. Little		
RT 62 T. Ilkin	RILB 54 H. Nickerson		
TE 84 M. Mularkey	ROLB 95 G. Lloyd		
WR 83 L. Lipps	LCB 49 D. Woodruff		
QB 6 B. Brister	RCB 26 R. Woodson		
FB 33 M. Hoge	SS 37 C. Lake		
RB 38 T. Worley	FS 27 T. Everett		

STEELERS SUBSTITUTIONS: K 1 G. Anderson, P 18 H. Newsome, RB 20 D. Stone, CB 22 L. Griffin, RB 23 T. Tyrell, CB 25 D. Arnold, CB 35 D. Hall, RB 40 R. Wilkerson, CB 44 D. Johnson, LB 55 T. Simien, G 60 B. Blakenship, NT 68 L. Freeman, T 71 T. Ricketts, G/T 73 C. Wolfey, WR 80 M. Stock, TE 85 T. O'Shea, LB 90 T. Stowe, LB 91 J. Williams, DE 97 A. Jones, LB 92 J. Olsavsky. **DID NOT PLAY:** QB 11 R. Strom, C 51 C. Lanza, WR 82 D. Hill. **INACTIVE:** QB 14 T. Blackledge, WR 88 J. Johnson.

	1	2	3	4	OT	TOTAL	
VISITOR Pittsburgh Steelers	3	14	3	3	—	23	FIELD GOALS (made () & missed)
HOME Denver Broncos	0	10	7	7	—	24	G. Anderson (32) (35) (32) D. Treadwell (43)

Team	Qtr	Clock Time	PLAY DESCRIPTION (Extra Point) (Drive Info)	SCORE	
				Visitor	Home
STEELERS	1	7:47	G. Anderson 32 yd. Field Goal (13-65, 7:47)	3	0
STEELERS	2	1:38	M. Hoge 7 yd. run (G. Anderson, kick) (5-93, 2:27)	10	0
BRONCOS	2	8:38	M. Bratton 1 yd. run (D. Treadwell, kick) (12-75, 7:00)	10	7
STEELERS	2	14:34	L. Lipps 9 yd. pass from B. Brister (G. Anderson, kick) (12-77, 5:56)	17	7
BRONCOS	2	15:00	D. Treadwell 43 yd. Field Goal (3-41, 0:26)	17	10
BRONCOS	3	1:58	V. Johnson 37 yd. pass from J. Elway (D. Treadwell, kick) (1-37, 0:07)	17	17
STEELERS	3	7:26	G. Anderson 35 yd. Field Goal (10-62, 5:28)	20	17
STEELERS	4	0:07	G. Anderson 32 yd. Field Goal (10-34, 5:54)	23	17
BRONCOS	4	12:33	M. Bratton 1 yd. run (D. Treadwell, kick) (9-71, 4:39)	23	24

FINAL INDIVIDUAL STATISTICS

Pittsburgh Steelers											Denver Broncos															
RUSHING	ATT	YDS	AVG	LG	TD	RUSHING	ATT	YDS	AVG	LG	TD	RUSHING	ATT	YDS	AVG	LG	TD	RUSHING	ATT	YDS	AVG	LG	TD			
M. Hoge	16	120	7.5	45	1	B. Humphrey	18	85	4.7	17	0	J. Elway	7	44	6.3	32	0	T. Braxton	1	0	0.0	0	0			
T. Worley	13	50	3.8	19	0	J. Elway	1	6	6.0	6	0	S. Sewell	1	6	6.0	6	0	V. Johnson	1	0	0.0	0	0			
B. Brister	2	4	2.0	4	0	S. Sewell	7	44	6.3	32	0	M. Bratton	4	3	0.8	1	2	R. Robbins	0	0	0.0	0	0			
L. Lipps	1	1	1.0	1	0	M. Bratton	4	3	0.8	1	2	S. Winder	1	0	0.0	0	0	G. Kragan	0	0	0.0	0	0			
TOTAL	32	175	5.5	45	1	TOTAL	31	138	4.5	32	2	TOTAL	20	12	239	1/13	1	51	1	97.7						
PASSING	ATT	CMP	YDS	TD	LG	IN	Rtg.	PASSING	ATT	CMP	YDS	TD	LG	IN	Rtg.	PASSING	ATT	CMP	YDS	TD	LG	IN	Rtg.			
B. Brister	29	19	229	0/0	1	33	0	101.1	J. Elway	20	12	239	1/13	1	51	1	97.7	J. Elway	20	12	239	1/13	1	51	1	97.7
TOTAL	29	19	229	0/0	1	33	0	101.1	TOTAL	20	12	239	1/13	1	51	1	97.7	TOTAL	20	12	239	1/13	1	51	1	97.7
PASS RECEIVING	NO	YDS	AVG	LG	TD	PASS RECEIVING	NO	YDS	AVG	LG	TD	PASS RECEIVING	NO	YDS	AVG	LG	TD	PASS RECEIVING	NO	YDS	AVG	LG	TD			
M. Hoge	8	60	7.5	19	0	M. Jackson	5	111	22.2	51	0	M. Jackson	5	111	22.2	51	0	M. Jackson	5	111	22.2	51	0			
L. Lipps	3	29	9.7	11	1	V. Johnson	3	85	28.3	37	1	V. Johnson	3	85	28.3	37	1	V. Johnson	3	85	28.3	37	1			
D. Stone	3	18	9.0	11	0	M. Young	2	22	11.0	12	0	M. Young	2	22	11.0	12	0	M. Young	2	22	11.0	12	0			
M. Mularkey	2	36	18.0	25	0	R. Nattiel	1	15	15.0	15	0	R. Nattiel	1	15	15.0	15	0	R. Nattiel	1	15	15.0	15	0			
T. Worley	1	33	33.0	33	0	B. Humphrey	1	6	6.0	6	0	B. Humphrey	1	6	6.0	6	0	B. Humphrey	1	6	6.0	6	0			
M. Stock	1	30	30.0	30	0	TOTAL	12	239	19.9	51	1	TOTAL	12	239	19.9	51	1	TOTAL	12	239	19.9	51	1			
W. Thompson	1	23	23.0	23	0	INTERCEPTIONS	NO	YDS	AVG	LG	TD	INTERCEPTIONS	NO	YDS	AVG	LG	TD	INTERCEPTIONS	NO	YDS	AVG	LG	TD			
TOTAL	19	229	12.1	33	1	T. Everett	1	26	26.0	26	0	T. Everett	1	26	26.0	26	0	T. Everett	1	26	26.0	26	0			
INTERCEPTIONS	NO	YDS	AVG	LG	TD	INTERCEPTIONS	NO	YDS	AVG	LG	TD	INTERCEPTIONS	NO	YDS	AVG	LG	TD	INTERCEPTIONS	NO	YDS	AVG	LG	TD			
T. Everett	1	26	26.0	26	0	TOTAL	0	0	0.0	—	0	TOTAL	0	0	0.0	—	0	TOTAL	0	0	0.0	—	0			
TOTAL	1	26	26.0	26	0	PUNTING	NO	YDS	AVG	NET	TB	IN20	LG	PUNTING	NO	YDS	AVG	NET	TB	IN20	LG					
H. Newsome	2	86	43.0	40.0	0	0	50	M. Horan	3	133	44.3	37.7	1	2	55	M. Horan	3	133	44.3	37.7	1	2	55			
TOTAL	2	86	43.0	40.0	0	0	50	TOTAL	4	150	37.5	32.5	1	3	55	TOTAL	4	150	37.5	32.5	1	3	55			
PUNT RETURNS	NO	YDS	AVG	FC	LG	TD	PUNT RETURNS	NO	YDS	AVG	FC	LG	TD	PUNT RETURNS	NO	YDS	AVG	FC	LG	TD						
R. Woodson	0	0	0.0	1	0	0	V. Johnson	1	6	6.0	1	6	0	V. Johnson	1	6	6.0	1	6	0						
(DOWNED)	2	0	0.0	0	—	0	RETURNS	1	6	6.0	1	6	0	RETURNS	1	6	6.0	1	6	0						
(TOUCHBACK)	1	0	0.0	0	—	0	RETURNS	1	6	6.0	1	6	0	RETURNS	1	6	6.0	1	6	0						
RETURNS	0	0	0.0	1	0	0	RETURNS	1	6	6.0	1	6	0	RETURNS	1	6	6.0	1	6	0						
KICKOFF RETURNS	NO	YDS	AVG	FC	LG	TD	KICKOFF RETURNS	NO	YDS	AVG	FC	LG	TD	KICKOFF RETURNS	NO	YDS	AVG	FC	LG	TD						
R. Woodson	2	33	16.5	0	19	0	K. Bell	2	62	31.0	0	31	0	K. Bell	2	62	31.0	0	31	0						
(TOUCHBACK)	2	0	0.0	0	—	0	D. Carrington	2	51	25.5	0	27	0	D. Carrington	2	51	25.5	0	27	0						
RETURNS	2	33	16.5	0	19	0	RETURNS	5	119	23.8	0	31	0	RETURNS	5	119	23.8	0	31	0						
Pittsburgh Steelers	Own	Opp.	Own	Opp.	Own	Opp.	Pittsburgh Steelers	Own	Opp.	Own	Opp.	Own	Opp.	Pittsburgh Steelers	Own	Opp.	Own	Opp.	Own	Opp.						
FUMBLES	Fum	Lost	Rec.	Yds	TD	FF	Rec.	Yds	TD	Bnds	FUMBLES	Fum	Lost	Rec.	Yds	TD	FF	Rec.	Yds	TD	Bnds					
T. Worley	1	1	0	0	0	0	0	0	0	0	T. Braxton	0	0	0	0	0	0	0	0	0	0					
B. Brister	1	1	0	-2	0	0	0	0																		



Washington 42, Denver 10

Sunday, Jan. 31, 1988 • 3:20 p.m. PST • Jack Murphy Stadium • San Diego

WEATHER: Mostly Cloudy, 61°, Wind SW 5 mph • ATTENDANCE: 73,302 • TIME: 3:40

Super Bowl XXII



The Washington Redskins scored 35 points in the second quarter to power their way to a 42-10 victory against the Denver Broncos in Super Bowl XXII at Jack Murphy Stadium in San Diego in front of 73,302 fans.

Super Bowl MVP Doug Williams of Washington completed 18-of-29 passes for 340 yards with four touchdowns while running back Timmy Smith gained 204 yards on 22 carries, scoring twice, and wide receiver Ricky Sanders caught nine passes for 193 yards (21.4 avg.) with two touchdowns.

The Broncos took an early lead on their first play from scrimmage, a 56-yard pass from John Elway to Ricky Nattiel that occurred with 1:57 gone in the game. Denver's next possession stalled at the Redskins' 7-yard line, but Rich Karlis put the Broncos up 10-0 with a 24-yard field goal.

In the second quarter, however, Denver's dreams of a World Championship were blown apart by the Redskins. On Washington's first play of the quarter, Williams and Sanders connected for an 80-yard touchdown pass to bring the score to 10-7. The Redskins took the lead for good on the fifth play of their next possession when Williams found Gary Clark for a 27-yard touchdown.

Denver got as far as the Washington 26 on its next drive, but Karlis' 43-yard field goal attempt sailed wide left. Two plays later, Smith scored on a 58-yard run to increase the Washington lead to 21-10. The Redskins' next possession ended with a 50-yard Williams-to-Sanders touchdown pass, and minutes later, Williams and Clint Didier combined for an 8-yard touchdown pass to give the Redskins a 35-10 lead at halftime.

The Broncos could move only as far as the Redskins' 48-yard line in the second half, and Washington closed out the scoring late in the game on a 4-yard run by Smith.

The Redskins finished with 602 total yards, including the 340 passing yards from Williams. Their defense limited Denver to 327 total yards while holding Elway to just 14-of-38 passing for 257 yards and intercepting him three times. The Broncos were only able to total 97 rushing yards in the game and were held to 2-of-12 (16.7%) success on third downs.

OFFICIALS:

Referee — Bob McElwee (95); Umpire — Al Conway (27); Line Judge — Jack Fette (39); Side Judge — Don Wedge (28); Head Linesman — Dale Hamer (104); Back Judge — Al Jury (106); Field Judge — Johnny Grier (23).

		1	2	3	4	OT	TOTAL	FIELD GOALS (made () & missed)		
VISITOR	Washington Redskins	0	35	0	7	—	42	A. Haji-Sheikh 46HU		
HOME	Denver Broncos	10	0	0	0	—	10	R. Karlis (24) 43WL		

Team	Qtr	Clock Time	PLAY DESCRIPTION (Extra Point) (Drive Info)	SCORE	
				Visitor	Home
BRONCOS	1	1:57	R. Nattiel 56 yd. pass from J. Elway (R. Karlis, kick) (1-56, 0:08)	0	7
BRONCOS	1	5:51	R. Karlis 24 yd. Field Goal (7-61, 2:05)	0	10
REDSKINS	2	0:53	R. Sanders 80 yd. pass from D. Williams (A. Haji-Sheikh, kick) (1-80, 0:10)	7	10
REDSKINS	2	4:45	G. Clark 27 yd. pass from D. Williams (A. Haji-Sheikh, kick) (5-64, 2:44)	14	10
REDSKINS	2	8:33	T. Smith 58 yd. run (A. Haji-Sheikh, kick) (2-74, 0:51)	21	10
REDSKINS	2	11:18	R. Sanders 50 yd. pass from D. Williams (A. Haji-Sheikh, kick) (3-60, 0:52)	28	10
REDSKINS	2	13:56	C. Didier 8 yd. pass from D. Williams (A. Haji-Sheikh, kick) (7-79, 1:10)	35	10
REDSKINS	4	1:51	T. Smith 4 yd. run (A. Haji-Sheikh, kick) (4-68, 2:03)	42	10

DENVER BRONCOS

OFFENSE		DEFENSE	
WR 80	M. Jackson	LE 61	A. Townsend
LT 70	D. Studdard	NT 71	G. Kragen
LG 54	K. Bishop	RE 75	R. Jones
C 62	M. Freeman	LOLB 73	S. Fletcher
RG 79	S. Humphries	LILB 77	K. Mecklenburg
RT 76	K. Lanier	RILB 98	R. Hunley
TE 88	C. Kay	ROLB 50	J. Ryan
QB 7	J. Elway	LCB 36	M. Haynes
RB 23	S. Winder	RCB 45	S. Wilson
RB 33	G. Lang	SS 31	D. Smith
WR 84	R. Nattiel	FS 22	T. Lilly

BRONCOS SUBSTITUTIONS: P 2 M. Horan, K 3 R. Karlis, QB 8 G. Kubiak, RB 24 T. Boddie, DB 27 K. Clark, CB 28 J. Castille, RB 30 S. Sewell, CB 34 T. Braxton, RB 35 K. Bell, DB 38 B. Plummer, RB 46 B. Micho, S 48 R. Robbins, LB 55 R. Dennison, LB 56 M. Brooks, LB 59 T. Lucas, DE 65 W. Bowyer, C 72 K. Kartz, WR 81 S. Watson, WR 82 V. Johnson, TE 89 O. Mobley, DE 90 F. Gilbert, LB 97 B. Klosterman. **DID NOT PLAY:** C 68 L. Lee.

WASHINGTON REDSKINS

OFFENSE		DEFENSE	
WR 87	G. Clark	LE 71	C. Mann
LT 66	J. Jacoby	LT 65	D. Butz
LG 63	R. McKenzie	RT 77	D. Grant
C 53	J. Bostic	RE 72	D. Manley
RG 69	R. C. Theilemann	LLB 55	M. Kaufman
RT 73	M. May	MLB 52	N. Oikewicz
TE 86	C. Didier	RLB 51	M. Coleman
TE 85	D. Warren	LCB 28	D. Green
QB 17	D. Williams	RCB 23	T. Bowles
RB 38	T. Smith	SS 45	B. Wilburn
WR 83	R. Sanders	FS 40	A. Walton

REDSKINS SUBSTITUTIONS: K 6 A. Haji-Sheikh, QB 10 J. Schroeder, P 12 S. Cox, RB 24 K. Bryant, RB 29 R. Branch, S 31 C. Vaughn, CB 32 V. Dean, CB 34 B. Davis, RB 35 K. Griffin, RB 38 G. Rogers, CB 46 D. Woodberry, LB 50 R. Caldwell, LB 54 K. Gouveia, LB 57 R. Milot, G 61 R. Kehr, DE 64 S. Hamilton, G 68 R. Grimm, DE 74 M. Koch, DT 78 D. Hamel, WR 80 E. Yarber, WR 81 A. Monk, TE 82 A. Jones, TE 87 T. Orr.

FINAL INDIVIDUAL STATISTICS

Washington Redskins													Denver Broncos																		
RUSHING		ATT	YDS	AVG	LG	TD							RUSHING		ATT	YDS	AVG	LG	TD												
T. Smith		22	204	9.3	58	2							G. Lang		5	38	7.6	13	0												
K. Bryant		8	38	4.8	15	0							J. Elway		3	32	10.7	21	0												
G. Clark		1	25	25.0	25	0							S. Winder		8	30	3.8	13	0												
G. Rogers		5	17	3.4	5	0							S. Sewell		1	-3	-3.0	0	0												
K. Griffin		1	2	2.0	2	0																									
D. Williams		2	-2	-1.0	0	0																									
R. Sanders		1	-4	-4.0	-4	0																									
TOTAL		40	280	7.0	58	2							TOTAL		17	97	5.7	21	0												
PASSING		ATT	CMP	YDS	TKO/	YD	TD	LG	IN	Rtg.							PASSING		ATT	CMP	YDS	TKO/	YD	TD	LG	IN	Rtg.				
D. Williams		29	18	340	1/10	4	80	1	127.9							J. Elway		38	14	257	5/50	1	56	3	36.8						
J. Schroeder		1	0	0	1/8	0	0	0	39.6							S. Sewell		1	1	23	0/0	0	23	0	118.8						
TOTAL		30	18	340	2/18	4	80	1	125.0							TOTAL		39	15	280	5/50	1	56	3	40.5						
PASS RECEIVING		NO	YDS	AVG	LG	TD							PASS RECEIVING		NO	YDS	AVG	LG	TD												
R. Sanders		9	193	21.4	80	2							M. Jackson		4	76	19.0	32	0												
G. Clark		3	55	18.3	27	1							S. Sewell		4	41	10.3	18	0												
D. Warren		2	15	7.5	9	0							R. Nattiel		2	69	34.5	56	1												
A. Monk		1	40	40.0	40	0							C. Kay		2	38	19.0	27	0												
K. Bryant		1	20	20.0	20	0							S. Winder		1	26	26.0	26	0												
T. Smith		1	9	9.0	9	0							J. Elway		1	23	23.0	23	0												
C. Didier		1	8	8.0	8	1							G. Lang		1	7	7.0	7	0												
TOTAL		18	340	18.9	80	4							TOTAL		15	280	18.7	56	1												
INTERCEPTIONS		NO	YDS	AVG	LG	TD							INTERCEPTIONS		NO	YDS	AVG	LG	TD												
B. Wilburn		2	11	5.5	11	0							J. Castille		1	0	0.0	0	0												
B. Davis		1	0	0.0	0	0																									
TOTAL		3	11	3.7	11	0							TOTAL		1	0	0.0	0	0												
PUNTING		NO	YDS	AVG	NET	TB	IN20	LG							PUNTING		NO	YDS	AVG	NET	TB	IN20	LG								
S. Cox		4	150	37.5	33.0	0	0	42							M. Horan		7	253	36.1	33.3	1	1	43								
TOTAL		4	150	37.5	33.0	0	0	42							TOTAL		7	253	36.1	33.3	1	1	43								
PUNT RETURNS		NO	YDS	AVG	FC	LG	TD							PUNT RETURNS		NO	YDS	AVG	FC	LG	TD										
D. Green		1	0	0.0	1	0	0							K. Clark		2	18	9.0	0	9	0										
D. Yarber		0	0	0.0	1	—	0							(DOWNED)		2	0	0.0	0	—	0										
(DOWNED)		4	0	0.0	0	—	0																								
RETURNS		1	0	0.0	2	0	0							RETURNS		2	18	9.0	0	9	0										
KICKOFF RETURNS		NO	YDS	AVG	FC	LG	TD							KICKOFF RETURNS		NO	YDS	AVG	FC	LG	TD										
R. Sanders		3	46	15.3	0	16	0							K. Bell		5	88	17.6	0	21	0										
RETURNS		3	46	15.3	0	16	0							RETURNS		5	88	17.6	0	21	0										
Washington Redskins		Own	Fumbles	Lost	Rec.	Yds	TD	FF	Rec.	Yds	TD	Bnds	Denver Broncos		Own	Fumbles	Lost	Rec.	Yds	TD	FF	Rec.	Yds	TD	Bnds						
R. Caldwell		0	0	0	0	0	0	0	0	0	0	0	B. Klosterman		0	0	0	0	0	0	1	0	0	0							
R. Sanders		1	0	0	0	0	0	0	0	0	0	0	TOTAL		0	0	0	0	0	1	0	0	0	0							
TOTAL		1	0	1	0	0	0	0	0	0	0	0	TOTAL		0	0	0	0	0	1	0	0	0	0							

FINAL TEAM STATISTICS

	REDSKINS	BRONCOS		REDSKINS	BRONCOS
TOTAL FIRST DOWNS	25	18	PUNTS Number and Average	4-37.5	7-36.1
By Rushing	13	6	Had Blocked	0	0
By Passing	11	10	FGs — PATS Had Blocked	0-0	0-0
By Penalty	1	2	TOTAL RETURN YARDAGE (Not Including Kickoffs)	11	18
THIRD DOWN EFFICIENCY	9-15-60%	2-12-17%	No. and Yards Punt Returns	1-0	2-18
FOURTH DOWN EFFICIENCY	0-0-0%	0-0-0%	No. and Yards Kickoff Returns	3-46	5-88
TOTAL NET YARDS	602	327	No. and Yards Interception Returns	3-11	1-0
Total Offensive Plays (inc. times thrown passing)	72	61	PENALTIES Number and Yards	6-65	5-26
Average gain per offensive play	8.4	5.4	FUMIBLES Number and Lost	1-0	0-0
NET YARDS RUSHING	280	97	TOUCHDOWNS	6	1
Total Rushing Plays	40	17	Rushing	2	0
Average gain per rushing play	7.0	5.7	Passing	4	1
NET YARDS PASSING	322	230	Returns	0	0
Times thrown — yards lost attempting to pass	2-18	5-50	EXTRA POINTS Made-Attempts	6-6	1-1
Gross yards passing	340	280	FIELD GOALS Made-Attempts	0-1	1-2
PASS ATTEMPTS-COMPLETIONS-HAD INTERCEPTED	30-18-1	39-15-3	SAFETIES	0	0
Average gain per pass play (inc. # thrown passing)	10.1	5.2	FINAL SCORE	42	10
			TIME OF POSSESSION	35:15	24:45

BRONCOS DEFENSIVE STATISTICS

(based on unofficial press box statistics)																									
PLAYER	UT	A	TT	S-YDS	I-YDS	PD	FF	FR							PLAYER	UT	A	TT	S-YDS	I-YDS	PD	FF	FR		
D. Smith	7	2	9	0-0	0-0	0	0	0							J. Ryan	3	0	3	0-0	0-0	0	0	0	0	
K. Mecklenburg	7	0	7	1-8	0-0	0	0	0							A. Townsend	3	0	3	0-0	0-0	1	0	0	0	0
S. Fletcher	6	0	6	0-0	0-0	0	0																		



Denver 34, Houston 10

Sunday, Jan. 10, 1988 • 2 p.m. MST • Mile High Stadium • Denver

WEATHER: Mostly Sunny, 45°, Wind E 6 mph • ATTENDANCE: 75,968 • TIME: 3:07

1987 AFC Divisional Playoff Game

The Denver Broncos advanced to the AFC Championship Game after beating the Houston Oilers 34-10 in front of 75,968 fans at Mile High Stadium. Denver's 24-point win was the largest margin of victory ever for the club in postseason play.

The Broncos were led on defense by Mark Haynes and Karl Mecklenburg, who both picked up key interceptions. Offensively, the club was led by quarterback John Elway (14-of-25 for 259 yards with two touchdowns) and wide receivers Vance Johnson (4 catches for 105 yards) and Clarence Kay (3 catches for 57 yards with two touchdowns).

Punter Mike Horan put the Oilers in a hole after the Broncos' first drive stalled, sending a punt to the Houston 5-yard line, where two plays later, a lateral pass from Warren Moon to Mike Rozier was fumbled. Steve Wilson recovered for Denver on the 1-yard line, and two plays later running back Gene Lang scored to give the Broncos an early 7-0 lead.

Houston's next drive reached the Broncos' 20-yard line before Mecklenburg intercepted a pass and returned it to the Denver 28. Elway hit Kay for 29 yards to move into Houston territory, and five plays later the same connection was made for a 27-yard touchdown pass that gave the Broncos a 14-0 lead.

Both teams added field goals on their first drive of the second quarter to make the score 17-3 in Denver's favor.

After the Houston field goal, Elway threw a 55-yard pass to Johnson, moving the ball to the Oilers' 11. Five plays later, Elway found Kay again for a touchdown on a 1-yard pass to increase the lead to 24-3 with less than two minutes left in the half.

Denver's first possession of the third quarter resulted in a Rich Karlis field goal that gave the club a 27-3 lead. Houston then took 10 plays to reach the Denver 7, but Haynes picked off a Moon pass in the end zone and returned it 57 yards to halt the scoring threat.

Houston's next drive reached the Broncos' 11, but a pass on fourth down fell incomplete. The Oilers got the ball back three plays later when Patrick Allen intercepted an Elway pass, and that led to a 19-yard touchdown pass from Moon to Ernest Givins, cutting Denver's lead to 27-10 at 6:38 of the final period.

The Broncos' Kevin Clark recovered the onside kick that followed, and Denver moved 52 yards on seven plays to score the final points of the game on a 3-yard run by Elway.

OFFICIALS:

Referee — Jerry Markbreit (9); **Umpire** — Ed Fiffick (57); **Line Judge** — Ray Dodez (74); **Side Judge** — Larry Nemmers (20); **Head Linesman** — Ed Marion (26); **Back Judge** — Al Jury (106); **Field Judge** — Ron Spittler (119).

	1	2	3	4	OT	TOTAL	FIELD GOALS (made () & missed)
VISITOR Houston Oilers	0	3	0	7	—	10	T. Zendejas (46)
HOME Denver Broncos	14	10	3	7	—	34	R. Karlis (43) (23)

Team	Qtr	Clock Time	PLAY DESCRIPTION (Extra Point) (Drive Info)	SCORE	
				Visitor	Home
BRONCOS	1	6:19	G. Lang 1 yd. run (R. Karlis, kick) (2-1, 0:39)	0	7
BRONCOS	1	13:34	C. Kay 27 yd. pass from J. Elway (R. Karlis, kick) (6-72, 2:55)	0	14
BRONCOS	2	3:20	R. Karlis 43 yd. Field Goal (7-14, 3:09)	0	17
OILERS	2	9:03	T. Zendejas 46 yd. Field Goal (12-54, 5:43)	3	17
BRONCOS	2	13:08	C. Kay 1 yd. pass from J. Elway (R. Karlis, kick) (9-80, 4:05)	3	24
BRONCOS	3	2:29	R. Karlis 23 yd. Field Goal (5-51, 1:25)	3	27
OILERS	4	6:38	E. Givins 19 yd. pass from W. Moon (T. Zendejas, kick) (3-48, 1:14)	10	27
BRONCOS	4	10:33	J. Elway 3 yd. run (R. Karlis, kick) (7-52, 3:55)	10	34

DENVER BRONCOS

OFFENSE		DEFENSE	
WR 82 V. Johnson	LE 61 A. Townsend	LT 70 D. Studdard	NT 71 G. Kragen
LG 54 K. Bishop	RE 75 R. Jones	C 62 M. Freeman	LOLB 73 S. Fletcher
RG 79 S. Humphries	LILB 77 K. Mecklenburg	RT 76 K. Lanier	RILB 98 R. Hunley
TE 88 C. Kay	ROLB 50 J. Ryan	WR 80 M. Jackson	LCB 36 M. Haynes
QB 7 J. Elway	FS 22 T. Lilly	RB 30 S. Sewell	SS 31 M. Harden
FB 89 O. Mobley	RCB 45 S. Wilson		

BRONCOS SUBSTITUTIONS: P 2 M. Horan, K 3 R. Karlis, QB 8 G. Kubiak, RB 23 S. Winder, RB 24 T. Boddie, DB 27 K. Clark, CB 28 J. Castille, RB 33 G. Lang, CB 34 T. Braxton, RB 35 K. Bell, DB 38 B. Plummer, RB 46 B. Micho, LB 55 R. Dennison, LB 56 M. Brooks, LB 59 T. Lucas, DE 65 W. Bowyer, C 68 L. Lee, C 72 K. Kartz, WR 81 S. Watson, WR 84 R. Nattiel, TE 86 M. Andrews, DE 90 F. Gilbert, LB 97 B. Klosterman.

HOUSTON OILERS

OFFENSE		DEFENSE	
WR 85 D. Hill	LE 79 R. Childress	LT 77 B. Davis	NT 99 D. Smith
LG 63 M. Munchak	RE 71 R. Byrd	C 52 J. Pennison	LLB 93 R. Lyles
RG 74 B. Matthews	LILB 59 J. Grimsley	RT 70 D. Steinkuhler	RILB 54 A. Smith
TE 87 J. Williams	RLB 91 J. Meads	WR 81 E. Givins	LCB 24 S. Brown
QB 1 W. Moon	RCB 29 P. Allen	RB 30 M. Rozier	SS 25 K. Bostic
FB 32 A. Highsmith	FS 31 J. Donaldson		

OILERS SUBSTITUTIONS: K 7 T. Zendejas, P 8 J. Gossett, RB 20 A. Pinkett, S 21 B. Eason, S 22 K. Johnson, S 36 C. Birdsong, FB 35 R. Wallace, S 38 D. Bryant, 45 I. Valentine, C 50 B. Kidd, LB 51 E. Fairs, LB 53 E. Seale, LB 57 W. Johnson, G 72 K. Hill, DE 75 J. Baker, WR 80 C. Duncan, WR 82 W. Drewery, WR 84 H. Jeffries, TE 89 J. Parks, DT 94 C. Martin, DE 95 W. Fuller. **DID NOT PLAY:** QB 10 B. Pease, G/T 69 D. Williams.

FINAL INDIVIDUAL STATISTICS

Houston Oilers											Denver Broncos										
RUSHING																					
M. Rozier	9	25	3.1	8	0	S. Winder	13	46	3.5	8	0										
A. Pinkett	6	20	3.3	8	0	S. Sewell	5	9	1.8	5	0										
W. Moon	5	15	3.0	7	0	J. Elway	4	8	2.0	4	1										
A. Highsmith	5	13	2.6	11	0	K. Bell	2	7	3.5	5	0										
E. Givins	1	0	0.0	0	0	G. Kubiak	2	-3	-1.5	-1	0										
						G. Lang	3	-6	-2.0	1	1										
TOTAL	26	73	2.8	11	0	TOTAL	29	61	2.1	8	2										
PASSING																					
W. Moon	43	24	264	0/0	1	24	2	62.5	J. Elway	25	14	259	1/4	2	55	1	101.9				
TOTAL	43	24	264	0/0	1	24	2	62.5	TOTAL	25	14	259	1/4	2	55	1	101.9				
PASS RECEIVING																					
E. Givins	6	84	14.0	19	1	V. Johnson	4	105	26.3	55	0										
D. Hill	5	93	18.6	24	0	C. Kay	3	57	19.0	29	2										
C. Duncan	4	32	8.0	13	0	S. Sewell	3	41	13.7	25	0										
A. Highsmith	4	20	5.0	16	0	G. Lang	1	25	25.0	25	0										
W. Drewrey	2	17	8.5	9	0	T. Boddie	1	15	15.0	15	0										
J. Williams	1	7	7.0	7	0	O. Mobley	1	9	9.0	9	0										
M. Rozier	1	6	6.0	6	0	R. Nattiel	1	7	7.0	7	0										
A. Pinkett	1	5	5.0	5	0																
TOTAL	24	264	11.0	24	1	TOTAL	14	259	18.5	55	2										
INTERCEPTIONS																					
P. Allen	1	2	2.0	2	0	K. Mecklenburg	1	18	18.0	18	0										
						M. Haynes	1	57	57.0	57	0										
TOTAL	1	2	2.0	2	0	TOTAL	2	75	37.5	57	0										
PUNTING																					
J. Gossett	3	134	44.7	39.7	0	1	57	M. Horan	2	92	46.0	46.0	1	1	49						
TOTAL	3	134	44.7	39.7	0	1	57	TOTAL	2	92	46.0	46.0	1	1	49						
PUNT RETURNS																					
(DOWNED)	2	0	0.0	0	—	0	G. Clark	2	15	7.5	1	12	0								
RETURNS	0	0	0.0	0	—	0	RETURNS	2	15	7.5	1	12	0								
KICKOFF RETURNS																					
A. Pinkett	3	62	20.7	0	21	0	K. Bell	1	28	28.0	0	28	0								
						K. Clark	1	0	0.0	0	0	0									
RETURNS	3	62	20.7	0	21	0	RETURNS	2	28	14.0	0	28	0								
Houston Oilers																					
Fumbles	1	1	0	0	0	0	0	0	0	Denver Broncos	Fumbles	0	0	0	0	0	0	0	0		
W. Moon	1	1	0	0	0	0	0	0	0	S. Wilson	0	0	0	0	0	0	0	0			
E. Givins	1	0	1	-5	0	0	0	0	0												
TOTAL	2	1	-5	0	0	0	0	0	0	TOTAL	0	0	0	0	0	1	0	0			

FINAL TEAM STATISTICS

	OILERS	BRONCOS	OILERS	BRONCOS
TOTAL FIRST DOWNS	20	19	PUNTS Number and Average	3-44.7 2-46.0
By Rushing	5	9	Had Blocked	0 0
By Passing	14	9	FGs — PATS Had Blocked	0-0 0-0
By Penalty	1	1	TOTAL RETURN YARDAGE (Not Including Kickoffs)	2 90
THIRD DOWN EFFICIENCY	8-16-50%	4-9-44%	No. and Yards Punt Returns	0-0 2-15
FOURTH DOWN EFFICIENCY	2-4-50%	1-1-100%	No. and Yards Kickoff Returns	3-62 2-28
TOTAL NET YARDS	337	316	No. and Yards Interception Returns	1-2 2-75
Total Offensive Plays (inc. times thrown passing)	69	55	PENALTIES Number and Yards	10-73 4-35
Average gain per offensive play	4.9	5.7	FUMBLES Number and Lost	2-1 0-0
NET YARDS RUSHING	73	61	TOUCHDOWNS	1 4
Total Rushing Plays	26	29	Rushing	0 2
Average gain per rushing play	2.8	2.1	Passing	1 2
NET YARDS PASSING	264	255	Returns	0 0
Times thrown — yards lost attempting to pass	0-0 1-4	0-0 1-4	EXTRA POINTS Made-Attempts	1-1 4-4
Gross yards passing	264	259	FIELD GOALS Made-Attempts	1-1 2-2
PASS ATTEMPTS-COMPLETIONS-HAD INTERCEPTED	43-24-2	25-14-1	SAFETIES	0 0
Average gain per pass play (inc. # thrown passing)	6.1	9.8	FINAL SCORE	10 34
			TIME OF POSSESSION	32:33 27:27

BRONCOS DEFENSIVE STATISTICS

(based on unofficial press box statistics)

PLAYER	UT	A	TT	S-YDS	I-YDS	PD	FF	FR	PLAYER	UT	A	TT	S-YDS	I-YDS	PD	FF	FR
R. Dennison	6	2	8	0-0	0-0	0	0	0	W. Bowyer	2	1	3	0-0	0-0	0	0	0
M. Haynes	6	0	6	0-0	1-57	2	0	0	M. Brooks	2	1	3	0-0	0-0	0	0	0
T. Lilly	5	1	6	0-0	0-0	0	0	0	K. Clark	2	0	2	0-0	0-0	0	0	0
S. Wilson	5	1	6	0-0	0-0	1	0	1	F. Gilbert	2	0	2	0-0	0-0	0	0	0
R. Jones	3	2	5	0-0	0-0	0	0	0	B. Plummer	2	0	2	0-0	0-0	1	0	0
R. Hunley	2	3	5	0-0	0-0	0	0	0	J. Ryan	0	1	1	0-0	0-0	1	0	0
K. Mecklenburg	4	0	4	0-0	1-18	0	0	0	S. Fletcher	0	1	1	0-0	0-0	0	0	0
G. Kragen	3	0	3	0-0	0-0	0	0	0	J. Castille	0	0	0	0-0	0-0	1	0	0
A. Townsend	3	0	3	0-0	0-0	0	0	0	TEAM TOTALS	47	13	60	0-0	2-75	6	0	1



N.Y. Giants 39, Denver 20

Sunday, Jan. 25, 1987 • 3:13 p.m. PST • Rose Bowl • Pasadena, Calif.

WEATHER: Sunny, 76°, Wind W 2-5 mph • ATTENDANCE: 101,063 • TIME: 3:25

Super Bowl XXI



The New York Giants broke open a close game with 24 unanswered points to begin the second half, capturing a 39-20 win over the Denver Broncos in Super Bowl XXI at the Rose Bowl in front of 101,063 fans.

The Broncos drove to the Giants' 31-yard line on their opening drive and took a 3-0 lead when Rich Karlis booted a Super Bowl record-tying 48-yard field goal. New York answered with a 78-yard scoring drive that culminated with a 6-yard touchdown pass from Phil Simms to Zeke Mowatt.

Late in the first quarter, Elway scored the Broncos' first touchdown from four yards out on a quarterback draw to give them a 10-7 lead. On the third play of their next drive, Elway threw a 54-yard pass to Vance Johnson that gave the Broncos a first down at the Giants' 28. But Denver failed to capitalize on the play with Karlis missing a 23-yard field goal attempt.

Denver's defense stifled the Giants' next drive at the New York 47, and after a punt, the Broncos got the ball back on their own 15. Controversy entered the game when on second-and-12, Elway threw an apparent completion for a first down to Clarence Kay. The pass was ruled incomplete, a call that was upheld after review of the television replay.

On the next play, Giants defensive end George Martin sacked Elway in the end zone for a safety to pull New York within a point of Denver at 10-9. Another missed field goal, a 34-yard attempt, by the Broncos with 13 seconds left in the first half sent the club into halftime with a narrow 1-point lead.

New York scored on all three of its third-quarter drives, taking a 26-10 lead after outgaining Denver 163 yards to 2 in the period. The Giants extended their lead to 33-10 in the fourth quarter when Phil McConkey caught a deflected pass in the end zone for Simms' third touchdown pass of the day.

Denver got the ball back at its own 16, and Elway moved the squad deep into New York territory to set up Karlis' 28-yard field goal that made the score 33-13. The Giants took only five plays to cover 46 yards for their next touchdown, a 2-yard run by Ottis Anderson that increased their lead to 39-13.

Elway drove the Broncos down the field again and found Johnson for a 47-yard touchdown pass for the game's final points at 12:54 of the fourth quarter.

OFFICIALS:

Referee — Jerry Markbreit (9); **Umpire** — Bob Boylston (101); **Line Judge** — Bob Beeks (59); **Side Judge** — Gil Mace (90); **Head Linesman** — Terry Gierke (72); **Back Judge** — Jim Poole (92); **Field Judge** — Pat Mallette (82).

DENVER BRONCOS			
OFFENSE		DEFENSE	
WR 82	V. Johnson	LE 61	A. Townsend
LT 70	D. Studdard	NT 71	G. Kragen
LG 54	K. Bishop	RE 75	R. Jones
C 64	B. Bryan	LOLB 50	J. Ryan
RG 63	M. Cooper	LILB 77	K. Mecklenburg
RT 76	K. Lanier	RILB 98	R. Hunley
TE 88	C. Kay	ROLB 57	T. Jackson
WR 81	S. Watson	LCB 20	L. Wright
QB 7	J. Elway	RCB 31	M. Harden
RB 23	S. Winder	SS 49	D. Smith
RB 47	G. Willhite	FS 43	S. Foley

BRONCOS SUBSTITUTIONS: P 2 M. Horan, K 3 R. Karlis, QB 8 G. Kubiak, S 22 T. Lilly, RB 30 S. Sewell, RB 33 G. Lang, RB 35 K. Bell, S 36 M. Haynes, CB 45 S. Wilson, DB 48 R. Robbins, LB 52 K. Woodard, LB 55 R. Dennison, LB 59 D. Comeaux, G 62 M. Freeman, NT 69 T. Colorito, DE 73 S. Fletcher, T 74 D. Remsburg, WR 80 M. Jackson, WR 84 C. Sampson, TE 85 J. Hackett, RB 87 B. Micho, TE 89 O. Mobley, DE 90 F. Gilbert.

NEW YORK GIANTS			
OFFENSE		DEFENSE	
WR 86	L. Manuel	LE 75	G. Martin
LT 60	B. Benson	NT 64	J. Burt
LG 67	B. Ard	RE 70	L. Marshall
C 65	B. Oates	LOLB 58	C. Banks
RG 61	C. Godfrey	LILB 55	G. Reasons
RT 63	K. Nelson	RILB 53	H. Carson
TE 89	M. Bavaro	ROLB 56	L. Taylor
WR 81	S. Robinson	LCB 34	E. Patterson
QB 11	P. Simms	RCB 23	P. Williams
RB 20	J. Morris	SS 48	K. Hill
RB 44	M. Carthon	FS 27	H. Welch

GIANTS SUBSTITUTIONS: K 2 R. Allegre, P 5 S. Landeta, QB 17 J. Rutledge, RB 22 L. Rouson, RB 24 O. Anderson, CB 25 M. Collins, S 28 T. Flynn, RB 30 T. Galbreath, S 46 G. Lasker, LB 51 R. Jones, LB 52 P. Johnson, LB 54 A. Headen, LB 57 B. Hunt, C 59 B. Johnston, T 66 W. Roberts, G 68 D. Johnson, DT 74 E. Howard, DE 77 E. Dorsey, DT 78 J. Sally, WR 80 P. McConkey, TE 84 Z. Mowatt, WR 87 S. Miller, WR 88 B. Johnson.

VISITOR	HOME	1	2	3	4	OT	TOTAL	FIELD GOALS (made () & missed)	
Denver Broncos	New York Giants	10	0	0	10	—	20	R. Karlis (48)	23WR 34WR (28)
		7	2	17	13	—	39	R. Allegre (21)	

Team	Qtr	Clock Time	PLAY DESCRIPTION (Extra Point) (Drive Info)	SCORE Visitor	Home
BRONCOS	1	4:09	R. Karlis 48 yd. Field Goal (8-45, 4:09)	3	0
GIANTS	1	9:33	Z. Mowatt 6 yd. pass from P. Simms (R. Allegre, kick) (9-78, 5:24)	3	7
BRONCOS	1	12:54	J. Elway 4 yd. run (R. Karlis, kick) (6-58, 3:21)	10	7
GIANTS	2	12:14	Safety—J. Elway sacked by G. Martin in end zone (3- (-)15, 0:47)	10	9
GIANTS	3	4:52	M. Bavaro 13 yd. pass from P. Simms (R. Allegre, kick) (8-63, 4:52)	10	16
GIANTS	3	11:06	R. Allegre 21 yd. Field Goal (9-32, 5:07)	10	19
GIANTS	3	14:36	J. Morris 1 yd. run (R. Allegre, kick) (5-68, 2:14)	10	26
GIANTS	4	4:04	P. McConkey 6 yd. pass from P. Simms (R. Allegre, kick) (6-52, 3:50)	10	33
BRONCOS	4	8:59	R. Karlis 28 yd. Field Goal (13-73, 4:55)	13	33
GIANTS	4	10:42	O. Anderson 2 yd. run (kick wide) (5-46, 2:43)	13	39
BRONCOS	4	12:54	V. Johnson 47 yd. pass from J. Elway (R. Karlis, kick) (5-69, 1:12)	20	39

FINAL INDIVIDUAL STATISTICS														
Denver Broncos							New York Giants							
RUSHING	ATT	YDS	AVG	LG	TD		RUSHING	ATT	YDS	AVG	LG	TD		
J. Elway	6	27	4.5	10	1		J. Morris	20	67	3.3	11	1		
G. Willhite	4	19	4.8	11	0		P. Simms	3	25	8.3	22	0		
S. Sewell	3	4	1.3	12	0		L. Rouson	3	22	7.3	18	0		
G. Lang	2	2	1.0	4	0		T. Galbreath	4	17	4.3	7	0		
S. Winder	4	0	0.0	3	0		M. Carthon	3	4	1.3	2	0		
							O. Anderson	2	1	0.5	2	1		
							J. Rutledge	3	0	0.0	2	0		
TOTAL	19	52	2.7	12	1		TOTAL	38	136	3.6	22	2		

PASSING							PASSING										
ATT	CMP	YDS	TKO/ YD	TD	LG	Rtg.	ATT	CMP	YDS	TKO/ YD	TD	LG	IN	Rtg.			
J. Elway	37	22	304	3/26	1	54	1	83.6	P. Simms	25	22	268	1/5	3	44	0	150.9
G. Kubiak	4	4	48	1/6	0	23	0	116.7									
TOTAL	41	26	352	4/32	1	54	1	88.7	TOTAL	25	22	268	1/5	3	44	0	150.9

PASS RECEIVING							PASS RECEIVING							
NO	YDS	AVG	LG	TD			NO	YDS	AVG	LG	TD			
V. Johnson	5	121	24.2	54	1		M. Bavaro	4	51	12.8	17	1		
G. Willhite	5	39	7.8	11	0		J. Morris	4	20	5.0	12	0		
S. Winder	4	34	8.5	14	0		M. Carthon	4	13	3.3	7	0		
M. Jackson	3	51	17.0	24	0		S. Robinson	3	62	20.7	36	0		
S. Watson	2	54	27.0	31	0		L. Manuel	3	43	14.3	17	0		
C. Sampson	2	20	10.0	11	0		P. McConkey	2	50	25.0	44	1		
O. Mobley	2	17	8.5	11	0		L. Rouson	1	23	23.0	23	0		
S. Sewell	2	12	6.0	7	0		Z. Mowatt	1	6	6.0	6	1		
G. Lang	1	4	4.0	4	0									
TOTAL	26	352	13.5	54	1		TOTAL	22	268	12.2	44	3		

INTERCEPTIONS							INTERCEPTIONS							
NO	YDS	AVG	LG	TD			NO	YDS	AVG	LG	TD			
	0	0	0.0	—	0		E. Patterson	1	-7	-7.0	-7	0		
TOTAL	0	0	0.0	—	0		TOTAL	1	-7	-7.0	-7	0		

PUNTING							PUNTING							
NO	YDS	AVG	NET	TB	IN20	LG	NO	YDS	AVG	NET	TB	IN20	LG	
M. Horan	2	82	41.0	28.5	0	42	S. Landeta	3	138	46.0	36.3	1	1	59
TOTAL	2	82	41.0	28.5	0	42	TOTAL	3	138	46.0	36.3	1	1	59

PUNT RETURNS							PUNT RETURNS							
NO	YDS	AVG	FC	LG	TD		NO	YDS	AVG	FC	LG	TD		
G. Willhite	1	9	9.0	1	9	0	P. McConkey	1	25	25.0	1	25	0	
(TOUCHBACK)	1	0	0.0	0	0	0								
RETURNS	1	9	9.0	1	9	0	RETURNS	1	25	25.0	1	25	0	

KICKOFF RETURNS							KICKOFF RETURNS							
NO	YDS	AVG	FC	LG	TD		NO	YDS	AVG	FC	LG	TD		
K. Bell	3	48	16.0	0	28	0	L. Rouson	3	56	18.7	0	22	0	
G. Lang	2	36	18.0	0	23	0	T. Flynn	1	-3	-3.0	0	0	0	
RETURNS	5	84	16.8	0	28	0	RETURNS	4	53	13.3	0	22	0	

Denver Broncos				New York Giants			
FUMBLES	Fum	Lost	Own	FUMBLES	Fum	Lost	Own
J. Elway	1	0	0	L. Marshall	0	0	0
K. Bell	1	0	0	P. Johnson	0	0	0
J. Hackett	0	0	1				
TOTAL	2	0	2	TOTAL	0	0	0

FINAL TEAM STATISTICS														
BRONCOS							GIANTS							
TOTAL FIRST DOWNS	23	24					PUNTS Number and Average	2-41	3-46					
By Rushing	5	10					Had Blocked	0	0					
By Passing	16	13					FGs — PATS Had Blocked	0-0	0-0					
By Penalty	2	1					TOTAL RETURN YARDAGE (Not Including Kickoffs)	9	18					
THIRD DOWN EFFICIENCY	7-14-50%	6-12-50%					No. and Yards Punt Returns	1-9	1-25					
FOURTH DOWN EFFICIENCY	0-0-0%	1-2-50%					No. and Yards Kickoff Returns	5-84	4-53					
TOTAL NET YARDS	372	399					No. and Yards Interception Returns	0-0	1-(-7)					
Total Offensive Plays (inc. times thrown passing)	64	64					PENALTIES Number and Yards	4-28	6-48					
Average gain per offensive play	5.8	6.2					FUMBLES Number and Lost	2-0	0-0					
NET YARDS RUSHING	52	136					TOUCHDOWNS	2	5					
Total Rushing Plays	19	38					Rushing	1	2					
Average gain per rushing play	2.7	3.6					Passing	1	3					
NET YARDS PASSING	320	263					Returns	0	0					
Times thrown — yards lost attempting to pass	4-32	1-5					EXTRA POINTS Made-Attempts	2-2	4-5					
Gross yards passing	352	268					FIELD GOALS Made-Attempts	2-4	1-1					
PASS ATTEMPTS-COMPLETIONS-HAD INTERCEPTED	41-26-1	25-22-0					SAFETIES	1	0					
Average gain per pass play (inc. # thrown passing)	7.1	10.1					FINAL SCORE	20	39					
							TIME OF POSSESSION	25:21	34:39					

BRONCOS DEFENSIVE STATISTICS														
(based on unofficial press box statistics)														
BRONCOS							GIANTS							

Denver 23, Cleveland 20 OT

Sunday, Jan. 11, 1987 • 12:30 p.m. EST • Cleveland Stadium • Cleveland

WEATHER: Solid Overcast, 30°, Wind NW 14 mph (-5°) • ATTENDANCE: 79,915 • TIME: 3:50

1986 AFC Championship Game

In a game that will forever be remembered as "The Drive," Rich Karlis kicked a 33-yard field goal 5:48 into overtime to give the Denver Broncos a 23-20 victory against the Cleveland Browns in the 1986 AFC Championship Game. The contest was played at Cleveland Stadium in front of a crowd of 79,915 fans, who braved a wind chill of -5 degrees.

Cleveland took a 7-0 lead when Bernie Kosar threw a 6-yard touchdown pass to Herman Fontenot in the first quarter. The Broncos stopped the next two Browns drives with interceptions, including the second by Jim Ryan, whose return set up a 19-yard field goal by Karlis to make the score 7-3. Ken Woodard recovered a fumble on Cleveland's next drive, putting Denver in position for Gerald Willhite's fourth-down 1-yard touchdown run at 4:24 of the second quarter that gave the club a 10-7 lead.

Broncos kicker Mark Moseley tied the score at 10 with a 29-yard field goal with 20 seconds left in the first half. Denver regained the lead on a 26-yard Karlis field goal late in the third quarter, but the Browns responded as Kevin Mack rushed for 34 yards in a 10-play, 76-yard drive that culminated with a 24-yard Moseley field goal that tied the score at 13. After two Denver punts, Kosar's 48-yard touchdown strike to Brian Brennan put Cleveland ahead 20-13 with 5:43 left in the game.

The kickoff rolled to the Denver 2-yard line, where the Broncos and Elway began "The Drive." On the fifth play (second-and-7 from the Broncos' 15), Elway rushed for 11 yards and a first down. He then found Steve Sewell for a 22-yard gain followed by a 12-yard strike to Steve Watson that gave Denver a first down on the Cleveland 40. After an incompleteness and an 8-yard sack, Elway threw a 20-yard pass to Mark Jackson, moving the team to the Cleveland 28. An Elway-to-Sewell pass gave the Broncos a first down on the Browns' 14 with 57 seconds left. After an incompleteness, Elway ran nine yards to the Cleveland 5-yard line. On the next play, he hit Jackson for a touchdown, and Karlis' extra point tied the score at 20 with 37 seconds left.

The Browns won the coin toss in overtime and elected to receive, but Denver's defense stopped them. Willhite returned the Cleveland punt to the Broncos' 25, where the Denver offense went to work. On second-and-5, Elway hit Orson Mobley for a 22-yard gain and three plays later threw a 28-yard pass to Watson. With a first down on Cleveland's 22-yard line, the Broncos rushed three times to get to the 15, and on fourth down, Karlis hit the 33-yard game-winning field goal.

OFFICIALS:

Referee — Chuck Heberling (46); Umpire — Gordon Wells (89); Line Judge — Bill Reynolds (53); Side Judge — Gary Lane (120); Head Linesman — Ed Marion (26); Back Judge — Ben Tompkins (52); Field Judge — Johnny Grier (23).

VISITOR	1	2	3	4	OT	TOTAL	FIELD GOALS (made () & missed)
Denver Broncos	0	10	3	7	3	23	R. Karlis (19) (26) (33)
HOME Cleveland Browns	7	3	0	10	0	20	M. Moseley (29) (24)

Team	Qtr	Clock Time	PLAY DESCRIPTION (Extra Point) (Drive Info)	SCORE Visitor Home
BROWNS	1	9:41	H. Fontenot 6 yd. pass from B. Kosar (M. Moseley, kick) (14-86, 7:18)	0 7
BRONCOS	2	2:53	R. Karlis 19 yd. Field Goal (4-8, 0:54)	3 7
BRONCOS	2	4:24	G. Willhite 1 yd. run (R. Karlis, kick) (5-37, 1:05)	10 7
BROWNS	2	14:40	M. Moseley 29 yd. Field Goal (9-53, 4:01)	10 10
BRONCOS	3	12:10	R. Karlis 26 yd. Field Goal (11-61, 4:28)	13 10
BROWNS	4	2:22	M. Moseley 24 yd. Field Goal (10-76, 5:01)	13 13
BROWNS	4	9:17	B. Brennan 48 yd. pass from B. Kosar (M. Moseley, kick) (3-52, 0:57)	13 20
BRONCOS	4	14:23	M. Jackson 5 yd. pass from J. Elway (R. Karlis, kick) (15-98, 4:55)	20 20
BRONCOS	5	5:48	R. Karlis 33 yd. Field Goal (9-60, 5:07)	23 20

DENVER BRONCOS

OFFENSE		DEFENSE	
WR 82	V. Johnson	LE 75	R. Jones
LT 70	D. Studdard	NT 71	G. Kragen
LG 54	K. Bishop	RE 61	A. Townsend
C 64	B. Bryan	LOLB 50	J. Ryan
RG 63	M. Cooper	LILB 77	K. Mecklenburg
RT 76	K. Lanier	RILB 98	R. Hunley
TE 85	J. Hackett	ROLB 57	T. Jackson
WR 81	S. Watson	LCB 20	L. Wright
QB 7	J. Elway	RCB 31	M. Harden
RB 23	S. Winder	SS 49	D. Smith
TE 89	O. Mobley	FS 43	S. Foley

BRONCOS SUBSTITUTIONS: P 2 M. Horan, K 3 R. Karlis, QB 8 G. Kubiak, S 22 T. Lilly, RB 30 S. Sewell, RB 33 G. Lang, RB 35 K. Bell, CB 45 S. Wilson, RB 47 G. Willhite, S 48 R. Robbins, LB 52 K. Woodard, LB 55 R. Dennison, LB 59 D. Comeaux, G 62 M. Freeman, NT 69 T. Colorito, DE 73 S. Fletcher, T 74 D. Rensberg, WR 80 M. Jackson, WR 84 C. Sampson, WR 87 B. Micho, TE 88 C. Kay, DE 90 F. Gilbert. **DID NOT PLAY:** CB 36 M. Haynes.

CLEVELAND BROWNS

OFFENSE		DEFENSE	
WR 88	R. Langhorne	LE 96	R. Camp
LT 77	R. Bolden	NT 79	B. Golic
LG 74	P. Farren	RE 78	C. Hairston
C 61	M. Baab	LOLB 56	C. Banks
RG 69	D. Fike	LILB 51	E. Johnson
RT 63	C. Risien	RILB 53	A. Griggs
TE 82	O. Newsome	ROLB 57	C. Matthews
WR 84	W. Slaughter	LCB 31	F. Minnifield
QB 19	B. Kosar	RCB 29	H. Dixon
RB 44	E. Byner	SS 24	R. Ellis
FB 34	K. Mack	FS 37	C. Rockins

BROWNS SUBSTITUTIONS: K 3 M. Mosley, P 7 J. Gossett, S 22 F. Wright, CB 23 M. Harper, S 27 A. Gross, RB 28 H. Fontenot, RB 39 M. Everett, CB 48 D. Hoggard, LB 50 B. Van Pelt, LB 58 S. Nicholas, LB 59 M. Johnson, G 62 G. Lilja, G 70 L. Williams, NT 72 D. Puzzuoli, TE 81 H. Holt, WR 85 C. Weathers, WR 86 B. Brennan, TE 87 T. Tucker, WR 89 G. McNeil, DE 91 S. Clancy. **DID NOT PLAY:** QB 10 M. Pangel, RB 33 C. Dickey.

FINAL INDIVIDUAL STATISTICS

Denver Broncos														Cleveland Browns																	
RUSHING		ATT	YDS	AVG	LG	TD								RUSHING		ATT	YDS	AVG	LG	TD											
S. Winder		26	83	3.2	9	0								K. Mack		26	94	3.6	15	0											
J. Elway		4	56	14.0	34	0								B. Kosar		4	3	0.8	3	0											
G. Lang		3	9	3.0	4	0								H. Fontenot		3	3	1.0	4	0											
S. Sewell		1	1	1.0	1	0								TOTAL		33	100	3.0	15	0											
G. Willhite		3	0	0.0	2	1								TOTAL		33	100	3.0	15	0											
TOTAL		37	149	4.0	34	1								TOTAL		33	100	3.0	15	0											
PASSING		ATT	CMP	YDS	TD	LG	IN	Rtg.						PASSING		ATT	CMP	YDS	TD	LG	IN	Rtg.									
J. Elway		38	22	244	2/19	1	28	1	74.9						B. Kosar		32	18	259	1/3	2	48	2	77.5							
TOTAL		38	22	244	2/19	1	28	1	74.9						TOTAL		32	18	259	1/3	2	48	2	77.5							
PASS RECEIVING		NO	YDS	AVG	LG	TD						PASS RECEIVING		NO	YDS	AVG	LG	TD													
S. Watson		3	55	18.3	28	0						H. Fontenot		7	66	9.4	24	1													
S. Sewell		3	47	15.7	22	0						B. Brennan		4	72	18.0	48	1													
O. Mobley		3	36	12.0	22	0						R. Langhorne		2	35	17.5	22	0													
V. Johnson		3	25	8.3	14	0						K. Mack		2	20	10.0	12	0													
M. Jackson		2	25	12.5	20	1						C. Weathers		1	42	42.0	42	0													
C. Kay		2	23	11.5	15	0						W. Slaughter		1	20	20.0	20	0													
G. Willhite		2	20	10.0	16	0						E. Byner		1	4	4.0	4	0													
S. Winder		2	2	1.0	5	0						TOTAL		18	259	14.4	48	2													
C. Sampson		1	10	10.0	10	0						TOTAL		18	259	14.4	48	2													
G. Lang		1	1	1.0	1	0						TOTAL		18	259	14.4	48	2													
TOTAL		22	244	11.1	28	1						TOTAL		18	259	14.4	48	2													
INTERCEPTIONS		NO	YDS	AVG	LG	TD						INTERCEPTIONS		NO	YDS	AVG	LG	TD													
J. Ryan		1	26	26.0	26	0						M. Harper		1	0	0.0	0	0													
R. Hunley		1	14	14.0	14	0						TOTAL		1	0	0.0	0	0													
TOTAL		2	40	20.0	26	0						TOTAL		1	0	0.0	0	0													
PUNTING		NO	YDS	AVG	NET	TB	IN20	LG						PUNTING		NO	YDS	AVG	NET	TB	IN20	LG									
M. Horan		6	244	40.7	34.5	0	1	48						J. Gossett		6	259	43.2	38.2	1	2	58									
J. Elway		1	19	19.0	19.0	0	1	19						TOTAL		6	259	43.2	38.2	1	2	58									
TOTAL		7	263	37.6	32.3	0	2	48						TOTAL		6	259	43.2	38.2	1	2	58									
PUNT RETURNS		NO	YDS	AVG	FC	LG	TD						PUNT RETURNS		NO	YDS	AVG	FC	LG	TD											
G. Willhite		3	10	3.3	1	4	0						G. McNeil		3	37	12.3	1	18	0											
RETURNS		3	10	3.3	1	4	0						RETURNS		3	37	12.3	1	18	0											
KICKOFF RETURNS		NO	YDS	AVG	FC	LG	TD						KICKOFF RETURNS		NO	YDS	AVG	FC	LG	TD											
G. Lang		2	14	7.0	0	14	0						H. Fontenot		2	25	12.5	0	14	0											
K. Bell		2	10	5.0	0	10	0						G. McNeil		4	80	40.0	0	30	0											
M. Freeman		1	9	9.0	0	9	0						TOTAL		6	105	17.5	0	30	0											
RETURNS		5	33	6.6	0	14	0						RETURNS		6	105	17.5	0	30	0											
Denver Broncos		Own	Opp.	Out												Cleveland Browns		Own	Opp.	Out											
FUMBLES		Fum	Lost	Rec.	Yds	TD	FF	Rec.	Yds	TD	Bnds						FUMBLES		Fum	Lost	Rec.	Yds	TD	Bnds							
K. Woodard		0	0	0	0	0	0	0	0	0	0						K. Mack		2	1	0	0	0	0							
K. Bell		2	0	2	0	0	0	0	0	0	0						T. Tucker		0	0	1	0	0	0							
K. Bishop		0	0	0	0	0	1	0	0	0	0						G. McNeil		1	0	0	0	0	0							
TOTAL		2	0	2	0	1	1	0	0	0	0						TOTAL		3	1	2	0	0	0							

FINAL TEAM STATISTICS

BRONCOS				BROWNS				BRONCOS				BROWNS			
TOTAL FIRST DOWNS		22		17		7-38		6-43							
By Rushing		6		4		Had Blocked		0		0					
By Passing		13		12		FGS - PATS Had Blocked		0-0		0-0					
By Penalty		3		1		TOTAL RETURN YARDAGE (Not Including Kickoffs)		50		37					
THIRD DOWN EFFICIENCY		5-18-28%		5-13-39%		No. and Yards Punt Returns		3-10		3-37					
FOURTH DOWN EFFICIENCY		1-1-100%		0-0-0%		No. and Yards Kickoff Returns		5-33		6-105					
TOTAL NET YARDS		374		356		No. and Yards Interception Returns		2-40		1-0					
Total Offensive Plays (inc. times thrown passing)		77		66		PENALTIES Number and Yards		6-39		9-76					
Average gain per offensive play		4.9		5.4		FUMBLES Number and Lost		2-0		3-1					
NET YARDS RUSHING		149		100		TOUCHDOWNS		2		2					
Total Rushing Plays		37		33		Rushing		1		0					
Average gain per rushing play		4.0		3.0		Passing		1		2					
NET YARDS PASSING		225		256		Returns		0		0					
Times thrown - yards lost attempting to pass		2-19		1-3		EXTRA POINTS Made-Attempts		2-2		2-2					
Gross yards passing		244		259		FIELD GOALS Made-Attempts		3-3		2-2					
PASS ATTEMPTS-COMPLETIONS-HAD INTERCEPTED		38-22-2		32-18-2		SAFETIES		0		0					
Average gain per pass play (inc. # thrown passing)		5.6		7.8		FINAL SCORE		23		20					
						TIME OF POSSESSION		34:05		31:43					

BRONCOS DEFENSIVE STATISTICS

(based on unofficial press box statistics)

PLAYER	UT	A	TT	S-YDS	I-YDS	PD	FF	FR	PLAYER	UT	A	TT	S-YDS	I-YDS	PD	FF	FR
L. Wright	6	1	7	0-0	0-0	2	0	0	S. Foley	3	2	5	0-0	0-0	0	0	0
K. Mecklenburg	5																

Denver 22, New England 17

Sunday, Jan. 4, 1987 • 2 p.m. MST • Mile High Stadium • Denver

WEATHER: Sunny, 65°, Wind S 9 mph • ATTENDANCE: 76,105 • TIME: 3:09

1986 AFC Divisional Playoff Game

Rulon Jones sacked Tony Eason in the end zone for a safety with 1:37 left on the clock to halt the Patriots' final comeback drive and give Denver a 22-17 win in an AFC Divisional Playoff Game in front of 76,105 fans at Mile High Stadium. The postseason victory was the first for the Broncos since the 1977 season.

The two teams traded punts for the first nine minutes of the game before Denver began its first scoring drive. Starting at their own 20, the Broncos took four plays to reach the New England 7-yard line behind John Elway completions of 39 and 21 yards. On second-and-goal from the 4, Elway rolled around the left side and was hit just short of the goal line. He was penalized (delay of game) for spiking the ball after the play, and that sent Denver back to the 6. Two plays later, Rich Karlis made a 27-yard field goal that gave Denver a 3-0 lead.

New England mounted a 7-play, 87-yard drive later in the quarter with Eason hitting Stanley Morgan for a 19-yard touchdown. The Broncos roared right back with a 13-play, 82-yard drive that was punctuated by a 22-yard touchdown run by Elway, giving them a 10-7 lead midway through the second quarter. The Patriots tied the score on the final play of the first half with a 38-yard Tony Franklin field goal.

Denver received the kickoff to open the second half and proceeded to chew up more than nine minutes off the clock. The Broncos ran the ball 11 times on the drive, which stalled on the Patriots' 5-yard line. Karlis' 22-yard field goal put Denver up 13-10.

Five plays into the next New England drive, the Patriots took a page out of Dan Reeves' bag of tricks, scoring on a flea-flicker that ended with a 45-yard touchdown pass from Eason to Morgan that gave New England its first lead of the game at 17-13. Denver jumped right back on top, traveling 86 yards on six plays to score on a 48-yard Elway-to-Vance Johnson pass on the last play of the third quarter.

The two teams both punted three times in the fourth quarter, and the last one, a Mike Horan punt of 54 yards, backed New England to its own 10-yard line. On first down, Eason dropped back to pass but was sacked for a safety by Jones. Denver recovered the outside free kick and held on to the ball and the win.

Elway completed 13-of-32 passes for 257 yards with one score, and Sammy Winder rushed for 102 yards on 19 carries. Johnson led the Broncos with 89 receiving yards. Defensively, four different Denver players had at least one sack.

DENVER BRONCOS

OFFENSE		DEFENSE	
WR 82 V. Johnson	LE 75 R. Jones		
LT 70 D. Studdard	NT 71 G. Kragen		
LG 54 K. Bishop	RE 61 A. Townsend		
C 64 B. Bryan	LOLB 50 J. Ryan		
RG 60 P. Howard	LILB 77 K. Mecklenburg		
RT 76 K. Lanier	RILB 98 R. Hunley		
TE 85 J. Hackett	ROLB 57 T. Jackson		
WR 81 S. Watson	LCB 20 L. Wright		
QB 7 J. Elway	FS 43 S. Foley		
RB 23 S. Winder	SS 48 R. Robbins		
TE 89 O. Mobley	RCB 31 M. Harden		

BRONCOS SUBSTITUTIONS: P 2 M. Horan, K 3 R. Karlis, QB 8 G. Kubiak, S 22 T. Lilly, RB 30 S. Sewell, RB 33 G. Lang, RB 35 K. Bell, CB 36 M. Haynes, CB 45 S. Wilson, RB 47 G. Willhite, LB 52 K. Woodward, LB 55 R. Dennison, LB 59 D. Comeaux, G 62 M. Freeman, G 63 M. Cooper, NT 69 T. Colorito, DE 73 S. Fletcher, T 74 D. Remsburg, WR 80 M. Jackson, WR 84 C. Sampson, WR 87 B. Micho, DE 90 F. Gilbert. **DID NOT PLAY:** S 49 D. Smith.

NEW ENGLAND PATRIOTS

OFFENSE		DEFENSE	
WR 86 S. Morgan	LE 96 B. Williams		
LT 76 B. Holloway	NT 90 T. Williams		
LG 66 P. Fairchild	RE 60 G. Veris		
C 58 P. Brock	LOLB 56 A. Tippett		
RG 61 R. Wooten	LILB 52 J. Rembert		
RT 68 D. Haley	RILB 50 L. McGrew		
TE 48 G. Baty	ROLB 55 D. Blackmon		
WR 80 I. Fryar	LCB 43 E. Gibson		
QB 11 T. Eason	FS 31 F. Marion		
FB 30 M. Tatupu	SS 38 R. James		
HB 33 T. Collins	RCB 26 R. Clayborn		

PATRIOTS SUBSTITUTIONS: K 1 T. Franklin, P 3 R. Camarillo, RB 21 R. Dupard, DB 22 E. Profit, CB 23 R. McSwain, RB 27 G. Hawthorne, S 28 J. Bowman, RB 32 C. James, LB 59 S. Doig, T 62 B. Bain, C 64 T. Matich, C 75 G. Morriss, WR 81 S. Starring, WR 82 D. Williams, WR 83 C. Jones, TE 88 W. Scott, NT 65 M. Ruth, LB 95 E. Reynolds, DE 97 M. Hodge, NT 98 D. Owens. **DID NOT PLAY:** QB 12 T. Ramsey, QB 14 S. Grogan, DB 42 R. Lippett.

OFFICIALS:

Referee — Jerry Seeman (70); Umpire — Rex Stuart (103); Line Judge — Ray Dodez (74); Side Judge — Bob Rice (80); Head Linesman — Burl Toler (37); Back Judge — Jim Poole (92); Field Judge — Ron Spitzer (119).

Team	Qtr	Clock	PLAY DESCRIPTION (Extra Point) (Drive Info)	SCORE				
Visitor	Home	1	2	3	4	OT	TOTAL	FIELD GOALS (made () & missed)
BRONCOS								
PATRIOTS								
BRONCOS								
PATRIOTS								
BRONCOS								
PATRIOTS								
BRONCOS								
BRONCOS								

FINAL INDIVIDUAL STATISTICS																	
New England Patriots							Denver Broncos										
RUSHING	ATT	YDS	AVG	LG	TD		RUSHING	ATT	YDS	AVG	LG	TD					
T. Collins	5	46	9.2	23	0		S. Winder	19	102	5.4	16	0					
C. James	10	31	3.1	17	0		G. Lang	11	44	4.0	14	0					
T. Eason	2	23	11.5	13	0		J. Elway	5	18	3.6	22	1					
R. Dupard	5	18	3.6	8	0		K. Bell	2	12	6.0	8	0					
G. Hawthorne	1	5	5.0	5	0		S. Sewell	2	8	4.0	8	0					
I. Fryar	1	-2	-2.0	-2	0		G. Willhite	3	4	1.3	3	0					
TOTAL	24	121	5.0	23	0		TOTAL	42	188	4.5	22	1					
PASSING	ATT	CMP	YDS	TD	LG	Rtg.	PASSING	ATT	CMP	YDS	TD	LG	Rtg.				
T. Eason	24	13	194	6/44	2	45	0	108.7	J. Elway	32	13	257	1/4	1	49	2	53.8
TOTAL	24	13	194	6/44	2	45	0	108.7	TOTAL	32	13	257	1/4	1	49	2	53.8
PASS RECEIVING	NO	YDS	AVG	LG	TD		PASS RECEIVING	NO	YDS	AVG	LG	TD					
T. Collins	4	46	11.5	20	0		V. Johnson	4	89	22.3	48	1					
S. Morgan	3	100	33.3	45	2		S. Sewell	3	41	13.7	39	0					
G. Baty	3	31	10.3	13	0		O. Mobley	2	69	34.5	49	0					
I. Fryar	2	11	5.5	7	0		S. Watson	1	21	21.0	21	0					
G. Hawthorne	1	6	6.0	6	0		B. Micho	1	20	20.0	20	0					
							S. Winder	1	16	16.0	16	0					
TOTAL	13	194	14.9	45	2		TOTAL	13	257	19.8	49	1					
INTERCEPTIONS	NO	YDS	AVG	LG	TD		INTERCEPTIONS	NO	YDS	AVG	LG	TD					
R. McSwain	1	2	2.0	2	0												
J. Rembert	1	0	0.0	0	0												
TOTAL	2	2	1.0	2	0		TOTAL	0	0	0.0	—	0					
PUNTING	NO	YDS	AVG	NET	TB	IN20	LG	PUNTING	NO	YDS	AVG	NET	TB	IN20	LG		
R. Camarillo	9	452	50.2	41.9	2	0	60	M. Horan	5	245	49.0	42.4	1	3	54		
								J. Elway	1	31	31.0	11.0	1	1	31		
TOTAL	9	452	50.2	41.9	2	0	60	TOTAL	6	276	46.0	34.2	2	4	54		
PUNT RETURNS	NO	YDS	AVG	FC	LG	TD		PUNT RETURNS	NO	YDS	AVG	FC	LG	TD			
I. Fryar	2	13	6.5	0	9	0		G. Willhite	1	9	9.0	1	9	0			
								V. Johnson	3	26	8.7	0	13	0			
RETURNS	2	13	6.5	0	9	0		RETURNS	4	35	8.8	1	13	0			
KICKOFF RETURNS	NO	YDS	AVG	FC	LG	TD		KICKOFF RETURNS	NO	YDS	AVG	FC	LG	TD			
S. Starring	2	31	15.5	0	21	0		G. Lang	1	21	21.0	0	21	0			
								K. Bell	3	63	21.0	0	35	0			
RETURNS	2	31	15.5	0	21	0		RETURNS	4	84	21.0	0	35	0			
New England Patriots	Own	Opp.	Out	Denver Broncos	Own	Opp.	Out										
FUMBLES	Fum	Lost	Rec.	Yds	TD	FF	Rec.	Yds	TD	FF	Rec.	Yds	TD	Bnds			
T. Eason	1	0	0	0	0	0	0	0	0	0	0	0	0	0			
P. Brock	0	0	1	0	0	0	0	0	0	0	0	0	0	0			
TOTAL	1	0	1	0	0	0	0	0	0	0	0	0	0	0			

FINAL TEAM STATISTICS													
PATRIOTS							BRONCOS						
TOTAL FIRST DOWNS	12	23	PUNTS Number and Average		9-50	6-46							
By Rushing	6	12	Had Blocked		0	0							
By Passing	13	9	FGS - PATS Had Blocked		0-0	0-0							
By Penalty	0	2	TOTAL RETURN YARDAGE (Not Including Kickoffs)		15	35							
THIRD DOWN EFFICIENCY	2-12-17%	5-15-33%	No. and Yards Punt Returns		2-13	4-35							
FOURTH DOWN EFFICIENCY	0-0-0%	0-0-0%	No. and Yards Kickoff Returns		2-31	4-84							
TOTAL NET YARDS	271	441	No. and Yards Interception Returns		2-2	0-0							
Total Offensive Plays (inc. times thrown passing)	54	75	PENALTIES Number and Yards		5-45	3-20							
Average gain per offensive play	5.0	5.9	FUMBLES Number and Lost		1-0	0-0							
NET YARDS RUSHING	121	188	TOUCHDOWNS		2	2							
Total Rushing Plays	24	42	Rushing		0	1							
Average gain per rushing play	5.0	4.5	Passing		2	1							
NET YARDS PASSING	150	253	Returns		0	0							
Times thrown - yards lost attempting to pass	6-44	1-4	EXTRA POINTS Made-Attempts		2-2	2-2							
Gross yards passing	194	257	FIELD GOALS Made-Attempts		1-1	2-2							
PASS ATTEMPTS-COMPLETIONS-HAD INTERCEPTED	24-13-2	32-13-2	SAFETIES		1	0							
Average gain per pass play (inc. # thrown passing)	5.0	7.7	FINAL SCORE		17	22							
			TIME OF POSSESSION		24:31	35:29							

BRONCOS DEFENSIVE STATISTICS																	
(based on unofficial press box statistics)																	
PLAYER	UT	A	TT	S-YDS	I-YDS	PD	FF	FR	PLAYER	UT	A	TT	S-YDS	I-YDS	PD	FF	FR
J. Ryan	9	1	10	1-8	0-0	0	0	0	S. Wilson	2	0	2	0-0	0-0	3	0	0
S. Foley	3	2	5	0-0	0-0	0	0	0	G. Kragen	1	1	2	0-0	0-0	0	0	0
R. Hunley	3	2	5	0-0	0-0	1	0	0	K. Woodard	0	2	2	0-0	0-0	0	0	0
F. Gilbert	4	0	4	1-8	0-0	0	0	0	R. Dennison	1	0	1	0-0	0-0	0	0	0
M. Harden	4	0	4	0-0	0-0	0	0	0	L. Wright	1	0	1	0-0	0-0	0	0	0
R. Jones	3	1	4	2-19	0-0	0	0	0	Team	1	0	1	1-4	0-0	0	0	0
K. Mecklenburg	3	1	4	1-5	0-0	0	0	0	M. Haynes	0	1	1	0-0	0-0	0	0	0
T. Jackson	2	2	4	0-0	0-0	0	0	0	D. Comeaux	0	1	1	0-0	0-0	0	0	0
R. Robbins	3	0	3	0-0	0-0	0	0	0	S. Fletcher	0	1	1	0-0	0-0	0	0	0
T. Lilly	2	0	2	0-0	0-0	0	0	0	D. Smith	0	0	0	0-0	0-0	0	0	0
A. Townsend	2	0	2	0-0	0-0	0	0	0									



Pittsburgh 24, Denver 17

Sunday, Dec. 30, 1984 • 2 p.m. MST • Mile High Stadium • Denver

WEATHER: Mostly Sunny, 52°, Wind N 7 mph • ATTENDANCE: 74,981 • TIME: 3:11

1984 AFC Divisional Playoff Game

The Denver Broncos, after posting the most regular-season wins in franchise history with a 13-3 record, lost an AFC Divisional Playoff Game to the Pittsburgh Steelers 24-17 in front of 74,981 fans at Mile High Stadium.

Denver had two possessions in the final two minutes of the game with a chance to tie but failed to score as Pittsburgh advanced to the AFC Championship Game.

The Broncos' opportunistic defense recovered two Steelers fumbles in the first quarter. Denver was unable to capitalize on the first takeaway with Rich Karlis missing a 39-yard field goal attempt. Pittsburgh then lost a fumble on its next play, setting up a 9-yard touchdown pass from John Elway to running back Jim Wright that gave the Broncos a 7-0 lead.

Pittsburgh scored on a 28-yard field goal on the first play of the second quarter, and just before halftime, the Steelers took a 10-7 lead on Frank Pollard's 1-yard touchdown run.

Denver tied the game early in the third quarter on a 21-yard Karlis field goal. The Broncos regained their lead midway through the quarter on their next possession, scoring on a 20-yard pass from Elway to wide receiver Steve Watson.

The Steelers answered with a scoring drive of their own, tying the game at 17 on a 10-yard Mark Malone-to-Louis Lipps pass 11:41 into the third quarter.

A turnover by the Broncos late in the game set up the Steelers' game-winning touchdown. Pittsburgh's Eric Williams intercepted an Elway pass and returned it to the Denver 2-yard line with only 2:45 left in the game, and two plays later, Pollard scored on a rush to give the Steelers a 24-17 advantage. Denver couldn't move the ball on its final two possessions as time expired.

Elway finished the game with 184 yards on 19-of-37 passing with two touchdowns and two interceptions. Watson led all players with 177 yards on 11 catches with one touchdown and a long reception of 52 yards.

Pittsburgh's defense limited the Broncos to just 51 yards on 22 carries (2.3 avg.) and held Denver to just 4-of-13 (30.8%) success on third downs.

The Steelers' offense racked up 381 yards of total offense, and Malone completed 17-of-28 passes for 224 yards with one touchdown. Pollard led all players with 99 yards on 16 carries (6.2 avg.) and scored a pair of touchdowns while Walter Abercrombie added 75 yards on 17 carries as part of a Pittsburgh ground game that totaled 169 yards.

OFFICIALS:

Referee — Fred Wyant (11); Umpire — Art Demmas (78); Line Judge — Vern Marshall (94); Side Judge — Royal Cathcart (16); Head Linesman — Dale Williams (8); Back Judge — Dick Hantak (105); Field Judge — Bob Lewis (18).

	1	2	3	4	OT	TOTAL	FIELD GOALS (made /) & missed)
VISITOR Pittsburgh Steelers	0	10	7	7	—	24	G. Anderson (28) 40WR 26WL 39WR
HOME Denver Broncos	7	0	10	0	—	17	R. Karlis 39WR 5TS (21)

Team	Qtr	Clock Time	PLAY DESCRIPTION (Extra Point) (Drive Info)	SCORE	
				Visitor	Home
BRONCOS	1	8:30	J. Wright 9 yd. pass from J. Elway (R. Karlis, kick) (5-22, 2:25)	0	7
STEELERS	2	0:04	G. Anderson 28 yd. Field Goal (12-62, 6:16)	3	7
STEELERS	2	13:46	F. Pollard 1 yd. run (G. Anderson, kick) (8-78, 1:56)	10	7
BRONCOS	3	2:50	R. Karlis 21 yd. Field Goal (4-0, 1:47)	10	10
BRONCOS	3	7:45	S. Watson 20 yd. pass from J. Elway (R. Karlis, kick) (6-46, 3:01)	10	17
STEELERS	3	11:41	L. Lipps 10 yd. pass from M. Malone (G. Anderson, kick) (7-66, 3:46)	17	17
STEELERS	4	13:01	F. Pollard 2 yd. run (G. Anderson, kick) (3-2, 1:36)	24	17

DENVER BRONCOS

OFFENSE		DEFENSE	
WR 85	D. Summers	LE 79	B. Chavous
LT 70	D. Studdard	NT 68	R. Carter
LG 54	K. Bishop	RE 75	R. Jones
C 64	B. Bryan	LOLB 50	J. Ryan
RG 60	P. Howard	LILB 55	R. Dennison
RT 76	K. Lanier	RILB 58	S. Busick
TE 88	C. Kay	ROLB 57	T. Jackson
WR 81	S. Watson	LCB 20	L. Wright
RB 23	S. Winder	SS 49	D. Smith
QB 7	J. Elway	FS 43	S. Foley
HB 87	J. Wright	RCB 31	M. Harden

BRONCOS SUBSTITUTIONS: P 1 C. Norman, K 3 R. Karlis, S 22 T. Lilly, RB 24 R. Parros, DB 28 R. Jackson, RB 33 G. Lang, RB 39 J. Myles, CB 45 S. Wilson, RB 47 G. Willhite, DB 48 R. Robbins, LB 52 K. Woodard, LB 59 D. Comeaux, DL 61 A. Townsend, G 62 M. Freeman, DE 65 W. Bowyer, NT 66 S. Garnett, T 72 M. Graves, OL 74 W. Hood, DE 77 K. Mecklenburg, WR 80 R. Alexander, WR 84 C. Sampson, LB 98 R. Hunley.
DID NOT PLAY: QB 8 G. Kubiak, 26 C. Brewer, 67 G. Hyde, 69 B. Manor.

PITTSBURGH STEELERS

OFFENSE		DEFENSE	
WR 82	J. Stallworth	LE 95	J. Goodman
LT 63	P. Rostovsky	NT 67	G. Dunn
LG 73	C. Wolfley	RE 64	E. Nelson
C 52	M. Webster	LOLB 57	M. Merriweather
RG 74	T. Long	LILB 50	D. Little
RT 62	T. Ilkin	RILB 56	R. Cole
TE 81	D. Nelson	ROLB 53	B. Hinkle
WR 83	L. Lipps	LCB 49	D. Woodruff
QB 16	M. Malone	RCB 41	S. Washington
RB 34	W. Abercrombie	SS 31	D. Shell
FB 30	F. Pollard	FS 21	E. Williams

STEELERS SUBSTITUTIONS: K 1 G. Anderson, P 5 C. Colquitt, CB 22 R. Woods, TE 23 L. Brown, RB 24 R. Erenberg, RB 26 S. Gillespie, S 28 E. Williams, CB 29 R. Johnson, CB 33 H. Clayton, RB 38 E. Veals, RB 40 A. Corley, LB 54 C. Bigham, LB 59 T. Seabaugh, C 60 R. Rasmussen, T 72 R. Snell, DE 78 M. Catano, WR 80 W. Capers, WR 85 C. Sweeney, WR 87 W. Thompson, LB 90 B. Kohrs, DE K. 92 Gary, DE K. 93 Willis, TE 89 B. Cunningham. **DID NOT PLAY:** QB 10 S. Campbell, QB 19 D. Woodley, G 61 B. Wingle, T 77 S. August.

FINAL INDIVIDUAL STATISTICS

Pittsburgh Steelers														Denver Broncos													
RUSHING		ATT	YDS	AVG	LG	TD								RUSHING		ATT	YDS	AVG	LG	TD							
F. Pollard		16	99	6.2	23	2								S. Winder		15	37	2.5	9	0							
W. Abercrombie		17	75	4.4	18	0								J. Elway		4	16	4.0	13	0							
E. Veals		1	1	1.0	1	0								G. Willhite		1	1	1.0	1	0							
L. Lipps		1	0	0	0	0								R. Parros		1	0	0.0	0	0							
M. Malone		5	-6	-1.2	0	0								S. Watson		1	-3	-3.0	-3	0							
TOTAL		40	169	4.2	23	2								TOTAL		22	51	2.3	13	0							
PASSING		ATT	CMP	YDS	TKO/ YD	TD	LG	IN	Rtg.					PASSING		ATT	CMP	YDS	TKO/ YD	TD	LG	IN	Rtg.				
M. Malone		28	17	224	2/12	1	25	0	97.9					J. Elway		37	19	184	4/37	2	21	2	61.1				
														G. Willhite		1	1	52	0/0	0	52	0	118.8				
TOTAL		28	17	224	2/12	1	25	0	97.9					TOTAL		38	20	236	4/37	2	52	2	67.4				
PASS RECEIVING		NO	YDS	AVG	LG	TD							PASS RECEIVING		NO	YDS	AVG	LG	TD								
L. Lipps		5	86	17.2	25	1							S. Watson		11	177	16.1	52	1								
F. Pollard		4	48	12.0	17	0							S. Winder		4	22	5.5	8	0								
J. Stallworth		3	38	12.7	14	0							J. Wright		2	16	8.0	9	1								
W. Abercrombie		3	18	6.0	6	0							G. Willhite		2	12	6.0	8	0								
B. Cunningham		1	19	19.0	19	0							R. Alexander		1	9	9.0	9	0								
R. Thompson		1	15	15.0	15	0							TOTAL		20	236	11.8	52	2								
TOTAL		17	224	13.2	25	1							TOTAL		20	236	11.8	52	2								
INTERCEPTIONS		NO	YDS	AVG	LG	TD							INTERCEPTIONS		NO	YDS	AVG	LG	TD								
E. Williams		1	28	28.0	28	0																					
G. Dunn		1	6	6.0	6	0							TOTAL		0	0	0.0	—	0								
TOTAL		2	34	17.0	28	0							TOTAL		0	0	0.0	—	0								
PUNTING		NO	YDS	AVG	NET	TB	IN20	LG					PUNTING		NO	YDS	AVG	NET	TB	IN20	LG						
C. Colquitt		2	85	42.5	34.0	0	0	46					C. Norman		4	169	42.3	40.0	0	1	51						
(BLOCKED)		1	0	0.0	0.0	0	0	0					TOTAL		4	169	42.3	40.0	0	1	51						
TOTAL		3	85	28.3	25.3	0	0	46					TOTAL		4	169	42.3	40.0	0	1	51						
PUNT RETURNS		NO	YDS	AVG	FC	LG	TD					PUNT RETURNS		NO	YDS	AVG	FC	LG	TD								
L. Lipps		3	9	3.0	0	7	0					G. Willhite		2	17	8.5	0	17	0								
RETURNS		3	9	3.0	0	7	0					RETURNS		2	17	8.5	0	17	0								
KICKOFF RETURNS		NO	YDS	AVG	FC	LG	TD					KICKOFF RETURNS		NO	YDS	AVG	FC	LG	TD								
L. Lipps		3	73	24.3	0	34	0					G. Willhite		2	56	28.0	0	31	0								
R. Erenberg		1	29	29.0	0	29	0					RETURNS		2	56	28.0	0	31	0								
RETURNS		4	102	25.5	0	34	0					RETURNS		2	56	28.0	0	31	0								
Pittsburgh Steelers		Own	Opp.	Out					Denver Broncos		Own	Opp.	Out														
FUMBLES		Fum	Lost	Rec.	Yds	TD	FF	Rec.	Yds	TD	Bnds	FUMBLES		Fum	Lost	Rec.	Yds	TD	FF	Rec.	Yds	TD	Bnds				
M. Malone		2	2	0	0	0	0	0	0	0	0	J. Elway		1	0	1	0	0	0	0	0	0	0				
L. Lipps		1	0	1	0	0	0	0	0	0	0	A. Townsend		0	0	0	0	0	0	1	0	0	0				
												T. Jackson		0	0	0	0	0	0	1	0	0	0				
												G. Willhite		1	0	1	0	0	0	0	0	0	0	0			
TOTAL		3	2	1	0	0	0	0	0	0	0	TOTAL		2	0	2	0	0	0	2	0	0	0				

FINAL TEAM STATISTICS

		STEELERS	BRONCOS			STEELERS	BRONCOS
TOTAL FIRST DOWNS		25	15	PUNTS Number and Average		3-28	4-42
By Rushing		12	4	Had Blocked		1	0
By Passing		13	11	FGs — PATs Had Blocked		0-0	0-0
By Penalty		0	0	TOTAL RETURN YARDAGE (Not Including Kickoffs)		145	73
THIRD DOWN EFFICIENCY		5-13-39%	4-13-31%	No. and Yards Punt Returns		3-9	2-17
FOURTH DOWN EFFICIENCY		0-0-0%	0-1-0%	No. and Yards Kickoff Returns		4-102	2-56
TOTAL NET YARDS		381	250	No. and Yards Interception Returns		2-34	0-0
Total Offensive Plays (inc. times thrown passing)		70	64	PENALTIES Number and Yards		4-30	1-5
Average gain per offensive play		5.4	3.9	FUMBLES Number and Lost		3-2	2-0
NET YARDS RUSHING		169	51	TOUCHDOWNS		3	2
Total Rushing Plays		40	22	Rushing		2	0
Average gain per rushing play		4.2	2.3	Passing		1	2
NET YARDS PASSING		212	199	Returns		0	0
Times thrown — yards lost attempting to pass		2-12	4-37	EXTRA POINTS Made-Attempts		3-3	2-2
Gross yards passing		224	236	FIELD GOALS Made-Attempts		1-4	1-3
PASS ATTEMPTS-COMPLETIONS-HAD INTERCEPTED		28-17-0	38-20-2	SAFETIES		0	0
Average gain per pass play (inc. # thrown passing)		7.1	4.7	FINAL SCORE		24	17
				TIME OF POSSESSION		32:52	27:08

BRONCOS DEFENSIVE STATISTICS

(based on unofficial press box statistics)																	
PLAYER	UT	A	TT	S-YDS	I-YDS	PD	FF	FR	PLAYER	UT	A	TT	S-YDS	I-YDS	PD	FF	FR
D. Smith	9	2	11	0-0	0-0	0	0	0									



Seattle 31, Denver 7

Saturday, Dec. 24, 1983 • 1 p.m. PST • Kingdome • Seattle

WEATHER: Indoors • ATTENDANCE: 60,752 • TIME: 2:53

1983 AFC Wild Card Playoff Game

The Seattle Seahawks broke open a close contest against the Denver Broncos with two second-half Dave Krieg touchdown passes that propelled them to a 31-7 win in an AFC Wild Card Playoff Game in front of 60,752 fans at the Kingdome.

It didn't take the Seahawks long to get on the scoreboard as they traveled 62 yards on eight plays during their first offensive possession for a touchdown. Krieg connected with Steve Largent on a 17-yard scoring pass for a 7-0 lead with less than five minutes gone in the first quarter.

Later that period, the Broncos came back to tie the game after they mounted a 9-play, 76-yard touchdown drive. The score came on a 13-yard pass from Steve DeBerg to Jesse Myles.

Denver looked poised to take the lead, but Seattle cornerback Kerry Justin intercepted a DeBerg pass on the Broncos' next drive to end the threat. Seattle drove to Denver's 20-yard line, where Norm Johnson converted a 37-yard field goal.

On its next possession, Denver drove to the Seattle 4-yard line, but a fumble by running back Gerald Willhite was recovered by safety Paul Moyer. The Seahawks were able to run out the clock in the first half and hold on to their 10-7 lead.

The second half belonged to the Seahawks. Krieg passed for two more touchdowns and fullback David Hughes ran for another, making the score 31-7.

In the third quarter, Seattle travelled 73 yards on five plays and scored on Krieg's second touchdown pass of the game that went to tight end Pete Metzelaars.

Krieg threw his third touchdown pass of the afternoon early in the fourth quarter to give Seattle a 24-7 lead. He found wide receiver Paul Johns for an 18-yard touchdown strike, which capped a 9-play, 61-yard drive.

The Seahawks' final points came late in the fourth quarter when Hughes scored on a 2-yard run.

Despite totaling 360 yards of offense, Denver could not keep up with Seattle. Three turnovers—interceptions by DeBerg and John Elway along with a fumble by Willhite—proved to be the difference. DeBerg ended the game with 131 yards on 14-of-19 passing, and Elway added 123 yards on 10-of-15 passing in his first career postseason game.

For the Seahawks, Krieg completed 12-of-13 passes for 200 yards with three touchdowns and no interceptions. He finished with a perfect 158.3 passer rating.

OFFICIALS:

Referee — Red Cashion (43); **Umpire** — John Keck (67); **Line Judge** — Dick McKenzie (41); **Side Judge** — Gil Mace (90); **Head Linesman** — Sid Semon (109); **Back Judge** — Don Wedge (28); **Field Judge** — Bob Wortman (84).

DENVER BRONCOS

OFFENSE		DEFENSE	
WR 84	C. Sampson	LE 79	B. Chavous
LT 70	D. Studdard	NT 68	R. Carter
LG 54	K. Bishop	RE 75	R. Jones
C 64	B. Bryan	LOLB 50	J. Ryan
RG 60	P. Howard	RT 72	D. Latimer
RT 76	K. Lanier	RILB 53	R. Gradishar
TE 85	R. Egloff	ROLB 57	T. Jackson
WR 81	S. Watson	LCB 20	L. Wright
QB 17	S. DeBerg	RCB 31	M. Harden
RB 23	S. Winder	SS 49	D. Smith
FB 34	N. Poole	FS 43	S. Foley

BRONCOS SUBSTITUTIONS: K 3 R. Karlis, QB 7 J. Elway, P 11 L. Prestridge, CB 21 M. Dupree, DB 28 R. Jackson, S 29 W. Myers, DB 37 S. Trimble, RB 39 J. Myles, CB 45 S. Wilson, HB 46 D. Preston, RB 47 G. Willhite, LB 52 K. Woodard, LB 55 R. Dennison, LB 58 S. Busick, LB 59 D. Comeaux, G 62 T. Glasic, G 63 M. Cooper, DE 65 W. Bowyer, DE 66 B. Manor, T 67 K. Uecker, T 74 J. Baker, LB 77 K. Mecklenburg, DE 78 R. Stachowski, WR 82 Z. Thomas, TE 83 J. Sawyer, TE 88 R. Odoms. **DID NOT PLAY:** QB 8 G. Kubiak.

SEATTLE SEAHAWKS

OFFENSE		DEFENSE	
TE 88	P. Metzelaars	LE 79	J. Green
LT 64	R. Essink	NT 72	J. Nash
LG 65	E. Bailey	RE 77	J. Bryant
C 59	B. Bush	LOLB 58	B. Scholtz
RG 61	R. Pratt	LILB 52	J. Norman
RT 76	S. August	RILB 53	K. Butler
TE 87	C. Young	ROLB 56	G. Gaines
WR 80	S. Largent	LCB 26	K. Justin
QB 17	D. Krieg	RCB 22	D. Brown
RB 28	C. Warner	SS 45	K. Easley
FB 32	C. Bryant	FS 44	J. Harris

SEAHAWKS SUBSTITUTIONS: P 8 J. West, K 9 N. Johnson, QB 10 J. Zorn, S 21 P. Moyer, CB 27 G. Johnson, WR 29 H. Jackson, RB 31 Z. Dixon, FB 33 D. Doormink, S 35 D. Dufek, RB 37 E. Lane, CB 42 K. Simpson, FB 46 D. Hughes, LB 51 S. Merriman, LB 57 S. Robinson, LB 63 M. Hicks, G 66 B. Dugan, DE 70 D. Irvin, DT 74 M. Tuiaosopolo, WR 83 C. Castor, DE 84 S. Clancy, WR 85 P. Johns, TE 86 M. Tice, WR 89 B. Walker. **DID NOT PLAY:** WR 55 M. Jackson, C 62 K. Kauahi, G 67 R. McKenzie, T 69 M. Hernandez.

	1	2	3	4	OT	TOTAL	FIELD GOALS (made () & missed)
VISITOR Denver Broncos	7	0	0	0	—	7	
HOME Seattle Seahawks	7	3	7	14	—	31	N. Johnson (37)

Team	Qtr	Clock Time	PLAY DESCRIPTION (Extra Point) (Drive Info)	SCORE	
				Visitor	Home
SEAHAWKS	1	4:42	S. Largent 17 yd. pass from D. Krieg (N. Johnson, kick) (8-62, 4:33)	0	7
BRONCOS	1	11:22	J. Myles 13 yd. pass from S. DeBerg (R. Karlis, kick) (9-76, 4:08)	7	7
SEAHAWKS	2	5:35	N. Johnson 37 yd. Field Goal (9-32, 4:33)	7	10
SEAHAWKS	3	7:02	P. Metzelaars 5 yd. pass from D. Krieg (N. Johnson, kick) (5-73, 3:19)	7	17
SEAHAWKS	4	0:04	P. Johns 18 yd. pass from D. Krieg (N. Johnson, kick) (9-61, 4:17)	7	24
SEAHAWKS	4	5:26	D. Hughes 2 yd. run (N. Johnson, kick) (9-64, 4:43)	7	31

FINAL INDIVIDUAL STATISTICS

Denver Broncos											Seattle Seahawks										
RUSHING	ATT	YDS	AVG	LG	TD	RUSHING	ATT	YDS	AVG	LG	TD										
S. Winder	16	59	3.7	35	0	C. Warner	23	99	4.3	15	0										
N. Poole	7	25	3.6	7	0	D. Hughes	3	16	5.3	9	1										
J. Elway	3	16	5.3	11	0	C. Bryant	5	15	3.0	4	0										
G. Willhite	5	16	3.2	6	0	D. Krieg	3	9	3.0	6	0										
C. Sampson	1	8	8.0	8	0	Z. Dixon	3	4	1.3	5	0										
S. Watson	1	1	1.0	1	0	J. Zorn	1	2	2.0	2	0										
TOTAL	33	125	3.8	35	0	TOTAL	38	145	3.8	15	1										

Denver Broncos											Seattle Seahawks										
PASSING	ATT	CMP	YDS	YD	TD	LG	IN	Rtg.	PASSING	ATT	CMP	YDS	YD	TD	LG	IN	Rtg.				
S. DeBerg	19	14	131	2/19	1	22	1	87.8	D. Krieg	13	12	200	2/21	3	41	0	158.3				
J. Elway	15	10	123	0/0	0	31	1	64.0													
TOTAL	34	24	254	2/19	1	31	2	77.3	TOTAL	13	12	200	2/21	3	41	0	158.3				

Denver Broncos											Seattle Seahawks										
PASS RECEIVING	NO	YDS	AVG	LG	TD	PASS RECEIVING	NO	YDS	AVG	LG	TD										
J. Myles	7	73	10.4	18	1	S. Largent	4	76	19.0	34	1										
S. Watson	4	51	12.8	22	0	C. Warner	3	22	7.3	9	0										
N. Poole	4	17	4.3	8	0	P. Johns	2	59	29.5	41	1										
C. Sampson	3	52	17.3	31	0	C. Young	2	38	19.0	28	0										
S. Winder	2	13	6.5	11	0	P. Metzelaars	1	5	5.0	5	1										
Z. Thomas	1	19	19.0	19	0																
R. Egloff	1	16	16.0	16	0																
S. Wilson	1	12	12.0	12	0																
G. Willhite	1	1	1.0	1	0																
TOTAL	24	254	10.6	31	1	TOTAL	12	200	16.7	41	3										

Denver Broncos											Seattle Seahawks										
INTERCEPTIONS	NO	YDS	AVG	LG	TD	INTERCEPTIONS	NO	YDS	AVG	LG	TD										
K. Justin	1	45	45.0	45	0	G. Johnson	1	0	0.0	0	0										
G. Johnson	1	0	0.0	0	0																
TOTAL	2	45	22.5	45	0	TOTAL	2	45	22.5	45	0										

Denver Broncos											Seattle Seahawks										
PUNTING	NO	YDS	AVG	NET	TB	IN20	LG	PUNTING	NO	YDS	AVG	NET	TB	IN20	LG						
L. Prestridge	4	191	47.8	33.3	0	0	49	J. West	3	125	41.7	38.3	0	0	47						
TOTAL	4	191	47.8	33.3	0	0	49	TOTAL	3	125	41.7	38.3	0	0	47						

Denver Broncos											Seattle Seahawks										
PUNT RETURNS	NO	YDS	AVG	FC	LG	TD	PUNT RETURNS	NO	YDS	AVG	FC	LG	TD								
Z. Thomas	3	10	3.3	0	6	0	P. Johns	4	58	14.5	0	19	0								
RETURNS	3	10	3.3	0	6	0	RETURNS	4	58	14.5	0	19	0								

Denver Broncos											Seattle Seahawks										
KICKOFF RETURNS	NO	YDS	AVG	FC	LG	TD	KICKOFF RETURNS	NO	YDS	AVG	FC	LG	TD								
Z. Thomas	4	81	20.3	0	22	0	Z. Dixon	2	43	21.5	0	31	0								
S. Wilson	2	37	18.5	0	20	0															
RETURNS	6	118	19.7	0	22	0	RETURNS	2	43	21.5	0	31	0								

Denver Broncos											Seattle Seahawks										
FUMBLES	Fum	Lost	Rec.	Yds	TD	FF	Rec.	Yds	TD	Bnds	FUMBLES	Fum	Lost	Rec.	Yds	TD	FF	Rec.	Yds	TD	Bnds
G. Willhite	1	1	0	0	0	0	0	0	0	0	C. Warner	1	0	0	0	0	0	0	0	0	0
											P. Metzelaars	0	0	1	0	0	0	0	0	0	0
											P. Moyer	0	0	0	0	0	0	1	0	0	0
TOTAL	1	1	0	0	0	0	0	0	0	0	TOTAL	1	0	1	0	0	0	1	0	0	0

FINAL TEAM STATISTICS

BRONCOS				SEAHAWKS				BRONCOS				SEAHAWKS					
TOTAL FIRST DOWNS	21	17	PUNTS Number and Average	4-48	3-42	By Rushing	5	8	Had Blocked	0	0	By Passing	14	9	FGs - PATS Had Blocked	0	0-0
By Passing	14	9	TOTAL RETURN YARDAGE (Not Including Kickoffs)	9-128	8-146	By Penalty	2	0	No. and Yards Punt Returns	3-10	4-58	No. and Yards Kickoff Returns	6-118	2-43	No. and Yards Interception Returns	0-0	2-45
THIRD DOWN EFFICIENCY	9-17-53%	5-10-50%	PENALTIES Number and Yards	5-35	3-34	FOURTH DOWN EFFICIENCY	1-2-50%	1-1-100%	FUMBLES Number and Lost	1-1	1-0	TOUCHDOWNS	1	4	Rushing	0	1
TOTAL NET YARDS	360	324	EXTRA POINTS Made-Attempts	1-1	4-4	Total Offensive Plays (inc. times thrown passing)	69	53	FIELD GOALS Made-Attempts	0-0	1-1	Returns	0	3	Passing	1	3
Average gain per offensive play	5.2	6.1	SAFETIES	0	0	NET YARDS RUSHING	125	145	FINAL SCORE	7	31	RETURNS	0	0	Time of Possession	30:57	29:03
Total Rushing Plays	33	38	TIME OF POSSESSION	30:57	29:03	NET YARDS PASSING	235	179									
Average gain per rushing play	3.8	3.8				Times thrown - yards lost attempting to pass	2-19	2-21									
NET YARDS PASSING	235	179				Gross yards passing	254	200									
Times thrown - yards lost attempting to pass	2-19	2-21				PASS ATTEMPTS-COMPLETIONS-HAD INTERCEPTED	34-24-2	13-12-0									
Gross yards passing	254	200				Average gain per pass play (inc. # thrown passing)	6.5	11.9									

BRONCOS DEFENSIVE STATISTICS

(based on unofficial press box statistics)																	
PLAYER	UT	A	TT	S-YDS	I-YDS	PD	FF	FR	PLAYER	UT	A	TT	S-YDS	I-YDS	PD	FF	FR
J. Ryan	6	1	7	0-0	0-0	0	0	0	S. Foley	2	3	5	0-0	0-0	0	0	0
S. Busick	5	1	6	0-													



Houston 13, Denver 7

Sunday, Dec. 23, 1979 • 3 p.m. CST • Astrodome • Houston

WEATHER: Indoors • ATTENDANCE: 48,776 • TIME: 2:59

1979 AFC Wild Card Playoff Game

Toni Fritsch kicked two field goals that provided the margin of victory as the Houston Oilers played strong second-half defense to defeat the Denver Broncos 13-7 in an AFC Wild Card Playoff Game at the Astrodome in front of 48,776 fans.

Fritsch opened the scoring with a 31-yard first-quarter field goal, which capped an 11-play, 64-yard drive.

Denver came back to take a 7-3 lead later in the opening period on a 7-yard pass from Craig Morton to running back Dave Preston. The scoring drive covered 80 yards on 11 plays.

Houston went ahead to stay on a 3-yard run by Earl Campbell at 14:14 of the second quarter. The scoring drive totaled 74 yards on nine plays, but Campbell was injured on the touchdown run and did not return to action in the second half. Houston took the 10-7 lead into halftime.

After a scoreless third quarter, Denver linebacker Bob Swenson intercepted a Gifford Nielsen pass at the Oilers' 26-yard line midway through the fourth period. However, two sacks of Houston led to a 50-yard field goal attempt by Fred Steinfort that hit the upright.

On the ensuing possession, the Oilers drove for a second field goal by Fritsch, this one from 20 yards that provided the final victory margin for Houston.

Denver drove to the Houston 27-yard line at the 2-minute mark, but the Oilers' defense again rose to the occasion to stifle the threat and secure the win.

Oilers quarterback Dan Pastorini and wide receiver Ken Burrough left the contest due to injuries early in the second half, putting a severe crimp in the Houston attack. But the Broncos were able to move the ball for only 216 yards, and the tenacious Houston defense sacked Morton six times for 40 yards on the afternoon.

Morton finished the game with 144 yards on 14-of-27 passing with one touchdown and one interception. On the ground, Houston's defense held the Broncos to just 51 yards by Otis Armstrong and 29 by Larry Canada. Denver also was limited to 4-of-13 (30.8%) success on third down and was forced to punt six times in the contest.

For Houston, Pastorini threw for 149 yards on 8-of-18 passing with one interception. Campbell rushed for 50 yards on 16 carries and Carpenter added 59 yards on 16 carries.

OFFICIALS:

Referee — Gene Barth (14); **Umpire** — Bob Boylston (101); **Line Judge** — Bill Reynolds (53); **Side Judge** — Royal Cathcart (16); **Head Linesman** — Gil Mace (90); **Back Judge** — Jim Kearney (107); **Field Judge** — Bob Lewis (18).

	1	2	3	4	OT	TOTAL	FIELD GOALS (made () & missed)
VISITOR Denver Broncos	7	0	0	0	—	7	F. Steinfort 50HU
HOME Houston Oilers	3	7	0	3	—	13	T. Fritsch (31) (20)

Team	Qtr	Clock Time	PLAY DESCRIPTION (Extra Point) (Drive Info)	SCORE	
				Visitor	Home
OILERS	1	4:58	T. Fritsch 31 yd. Field Goal (11-64, 4:59)	0	3
BRONCOS	1	11:33	D. Preston 7 yd. pass from C. Morton (J. Turner, kick) (11-80, 6:35)	7	3
OILERS	2	14:14	E. Campbell 3 yd. run (T. Fritsch, kick) (9-74, 1:47)	7	10
OILERS	4	10:42	T. Fritsch 20 yd. Field Goal (6-17, 3:35)	7	13

DENVER BRONCOS

OFFENSE		DEFENSE	
WR 80 R. Upchurch	LE 79 B. Chavous	LT 70 D. Studdard	NT 68 R. Carter
LG 62 T. Glassic	RE 66 B. Manor	C 64 B. Bryan	LOLB 51 B. Swenson
RG 60 P. Howard	LILB 59 J. Rizzo	RT 71 C. Minor	RILB 53 R. Gradishar
TE 88 R. Odoms	ROLB 57 T. Jackson	WR 25 H. Moses	LCLB 20 L. Wright
QB 7 C. Morton	RCB 43 S. Foley	RB 24 O. Armstrong	SS 36 B. Thompson
RB 32 J. Keyworth	WS 29 B. Jackson		

BRONCOS SUBSTITUTIONS: P 11 L. Prestridge, QB 14 N. Weese, K 15 J. Turner, K 19 F. Steinfort, CB 23 C. Pane, RB 30 J. Jensen, RB 35 L. Canada, SS 40 C. West, RB 46 D. Preston, LB 50 J. Ryan, C 55 K. Brown, LB 56 L. Evans, LB 58 R. Nairne, DE 63 J. Grant, G 65 G. Hyde, DT 72 D. Latimer, T 73 K. Clark, WR 81 S. Watson, WR 84 V. Kinney, TE 85 R. Eglloff, TE 88 R. Odoms. **DID NOT PLAY:** QB 12 C. Penrose, S 47 G. Atkinson, DE 78 B. Radford.

HOUSTON OILERS

OFFENSE		DEFENSE	
WR 00 K. Burrough	DE 69 A. Dorris	LT 74 L. Gray	MG 78 C. Culp
LG 58 D. Carter	DE 65 E. Betha	C 55 C. Mauck	LB 59 T. Washington
RG 60 E. Fisher	LB 54 G. Bingham	RT 70 C. Hayman	LB 53 A. Stringer
TE 86 M. Barber	LB 52 R. Brazile	WR 88 R. Caster	CB 33 J.C. Wilson
QB 7 D. Pastorini	CB 27 G. Sternrick	RB 45 T. Wilson	SS 32 V. Perry
RB 34 E. Campbell	WS 37 M. Reinfeldt		

OILERS SUBSTITUTIONS: QB 12 G. Werkens, QB 14 G. Nielsen, K 16 T. Fritsch, P 18 C. Parsley, DB 20 B. Currier, DB 21 C. Jefferson, RB 26 R. Carpenter, DB 36 C. Hartwig, RB 42 B. Clark, RB 47 R. Coleman, LB 50 D. Hunt, LB 51 T. Thompson, LB 63 S. Baumgartner, DT 67 M. Stenerud, G 68 T. Randall, MG 71 K. Kennard, DE 75 J. Baker, T 76 M. Towns, WR 81 J. Groth, WR 82 M. Renfro, WR 85 R. Ellander, TE 87 C. Rucker. **DID NOT PLAY:** G 64 G. Reihner.

FINAL INDIVIDUAL STATISTICS

Denver Broncos											Houston Oilers										
RUSHING																					
O. Armstrong	12	51	4.3	15	0	R. Carpenter	16	59	3.7	9	0										
L. Canada	4	29	7.2	13	0	E. Campbell	16	50	3.1	9	1										
D. Preston	9	24	2.7	7	0	T. Wilson	8	21	2.6	5	0										
J. Jensen	4	5	1.2	3	0	R. Coleman	2	5	2.5	4	0										
R. Upchurch	1	3	3.0	3	0																
C. Morton	2	0	0.0	0	0																
TOTAL	32	112	3.5	15	0	TOTAL	42	135	3.2	9	1										
PASSING																					
C. Morton	27	14	144	6/40	1	25	1	64.4	D. Pastorini	18	8	149	1/11	0	41	1	50.0				
									G. Nielsen	4	2	9	0/0	0	6	1	16.7				
TOTAL	27	14	144	6/40	1	25	1	64.4	TOTAL	22	10	158	1/11	0	41	2	32.0				
PASS RECEIVING																					
D. Preston	4	40	10.0	12	1	T. Wilson	4	53	13.3	20	0										
H. Moses	3	47	15.7	25	0	R. Carpenter	3	26	8.7	13	0										
O. Armstrong	2	22	11.0	13	0	R. Coleman	1	41	41.0	41	0										
R. Odoms	2	3	1.5	3	0	M. Barber	1	31	31.0	31	0										
R. Eglloff	1	17	17.0	17	0	E. Campbell	1	7	7.0	7	0										
J. Jensen	1	11	11.0	11	0																
L. Canada	1	4	4.0	4	0																
TOTAL	14	144	10.3	25	1	TOTAL	10	158	15.8	41	0										
INTERCEPTIONS																					
B. Thompson	1	12	12.0	12	0	G. Bingham	1	15	15.0	15	0										
B. Swenson	1	0	0.0	0	0																
TOTAL	2	12	6.0	12	0	TOTAL	1	15	15.0	15	0										
PUNTING																					
L. Prestridge	6	266	44.4	37.3	0	3	52	C. Parsley	5	216	43.2	38.2	0	3	49						
TOTAL	6	266	44.4	37.3	0	3	52	TOTAL	5	216	43.2	38.2	0	3	49						
PUNT RETURNS																					
R. Upchurch	2	25	12.5	0	17	0	R. Ellender	5	42	8.4	1	17	0								
RETURNS	2	25	12.5	0	17	0	RETURNS	5	42	8.4	1	17	0								
KICKOFF RETURNS																					
D. Preston	3	56	18.7	0	22	0	C. Hartwig	1	26	26.0	0	26	0								
R. Upchurch	1	27	27.0	0	27	0															
RETURNS	4	83	20.8	0	27	0	RETURNS	1	26	26.0	0	26	0								
FUMBLES																					
C. Morton	1	0	1	0	0	0	0	0													
TOTAL	1	0	1	0	0	0	0	0	TOTAL	0	0	0	0	0	0	0					

FINAL TEAM STATISTICS

BRONCOS				OILERS				BRONCOS				OILERS			
TOTAL FIRST DOWNS								PUNTS Number and Average							
By Rushing				7				15				5-45			
By Passing				9				6				0			
By Penalty				1				1				0			
THIRD DOWN EFFICIENCY								FGS — PATS Had Blocked							
4-13-31%				7-17-40%				0-0				0-0			
FOURTH DOWN EFFICIENCY								TOTAL RETURN YARDAGE (Not Including Kickoffs)							
0-1-0%				0-1-0%				37				5-42			
TOTAL NET YARDS								No. and Yards Punt Returns							
216				282				4-63				1-26			
TOTAL OFFENSIVE PLAYS (inc. times thrown passing)								No. and Yards Interception Returns							
65				65				2-12				1-15			
Average gain per offensive play								PENALTIES Number and Yards							
3.3				4.3				7-70				2-19			
NET YARDS RUSHING								FUMBLES Number and Lost							
112				135				1-0				0-0			
TOTAL Rushing Plays								TOUCHDOWNS							
32				42				1				1			
Average gain per rushing play								Rushing							
3.5				3.2				1				0			
NET YARDS PASSING								Returns							
104				147				0				0			
Times thrown — yards lost attempting to pass								EXTRA POINTS Made-Attempts							
6-40				1-11				1-1				1-1			
Gross yards passing								FIELD GOALS Made-Attempts							
144				158				0-1				2-2			
PASS ATTEMPTS-COMPLETIONS-HAD INTERCEPTED								SAFETIES							
27-14-1				22-10-2				0				0			
Average gain per pass play (inc. # thrown passing)								FINAL SCORE							
3.1				6.4				7				13			
								TIME OF POSSESSION							
								27:38				32:22			

BRONCOS DEFENSIVE STATISTICS

(based on unofficial press box statistics)

PLAYER	UT	A	TT	S-YDS	I-YDS	PD	FF	FR	PLAYER	UT	A	TT	S-YDS	I-YDS	PD	FF	FR
R. Gradishar	12	1	13	0-0	0-0	2	0	0	B. Manor	2	0	2	0-0	0-0	0	0	0
R. Carter	6	4	10	0-0	0-0	0	0	0	J. Rizzo	2	0	2	0-0	0-0	0	0	0
T. Jackson	4	2	6	0-0	0-0	0	0	0	J. Ryan	2	0	2	0-0	0-0	0	0	0
B. Jackson	4	1	5	0-0	0-0	0	0	0	L. Canada	1	0	1	0-0	0-0	0	0	0
B. Chavous	4	0	4	1-1	0-0	0	0	0	L. Evans	1	0	1	0-0	0-0	0	0	0
B. Swenson	4	0	4	0-0	1-0	1	0	0	J. Grant	1	0	1	0-0	0-0	0	0	0
D. Latimer	3	0	3	0-0	0-0	0	0	0	B. Thompson	1	0	1	0-0	1-12	0	0	0
L. Wright	3	0	3	0-0	0-0	2	0	0	C. West	1	0	1	0-0	0-0	0	0	0
S. Foley	2	0	2	0-0	0-0	2	0	0	TEAM TOTALS	53	8	61	1-11	2-12	7	0	0



Pittsburgh 33, Denver 10

Saturday, Dec. 30, 1978 • 2 p.m. MST • Three Rivers Stadium • Pittsburgh

WEATHER: Light Rain, 33°, Wind S 5 mph • ATTENDANCE: 48,921 • TIME: 3:02

1978 AFC Divisional Playoff Game

Two fourth-quarter touchdown passes by Pittsburgh quarterback Terry Bradshaw lifted the Steelers to a 33-10 victory against the Denver Broncos in an AFC Divisional Playoff Game in front of 48,921 fans at Three Rivers Stadium.

Bradshaw threw a 45-yard scoring pass to John Stallworth and a 38-yard touchdown to Lynn Swann in the final period, capping a brilliant performance by the Pittsburgh passer.

The Broncos took a 3-0 lead midway through the first quarter on a 37-yard Jim Turner field goal. The Steelers controlled the game following the score, however, posting 16 unanswered points to build a comfortable lead.

Pittsburgh running back Franco Harris scored his first touchdown of the game on a 1-yard plunge that capped an 8-play, 66-yard drive. After the missed extra point attempt, the Steelers held a 6-3 lead at the 12:27 mark of the first quarter.

The Steelers increased their lead on Harris' second touchdown of the game early in the second quarter. He scored on an 18-yard run that gave Pittsburgh a 13-3 advantage before Roy Gerela's 24-yarder upped its margin to 16-3 later in the quarter.

Denver moved to within six points, 16-10, on a 3-yard Dave Preston touchdown run with two minutes left in the first half. But with just seven seconds remaining in the second quarter, Gerela kicked another field goal, a 27-yarder, that sent the Broncos into the locker room trailing 19-10.

Denver threatened to pull closer in the third quarter, but Turner's 29-yard field goal attempt was blocked.

Early in the fourth quarter, Bradshaw found Stallworth for a 45-yard touchdown pass to cap a 4-play, 71-yard drive. A short time later, Swann hauled in a 38-yard touchdown pass from Bradshaw that put the Steelers ahead 33-10.

Pittsburgh recorded 425 yards of total offense with Bradshaw accounting for 272 through the air. He completed 16-of-29 (55.2%) passes to go along with the two touchdowns. Stallworth led all players with 156 yards on 10 receptions, and Swann finished with 52 yards on two catches.

The eventual World Champion Steelers limited the Broncos' offense to just 218 yards. Broncos quarterback Norris Weese finished the game with 118 yards on 8-of-16 passing and was sacked five times. He also was Denver's leading rusher, accounting for 43 yards on four carries.

OFFICIALS:

Referee — Gene Barth (14); Umpire — Gordon Wells (89); Line Judge — Bob Beeks (59); Side Judge — Royal Cathcart (16); Head Linesman — Ed Marion (26); Back Judge — John Fouch (45); Field Judge — Dick Dolack (31).

VISITOR	1	2	3	4	OT	TOTAL	FIELD GOALS (made () & missed)	
Denver Broncos	3	7	0	0	—	10	J. Turner (37) 29B	
HOME Pittsburgh Steelers	6	13	0	14	—	33	R. Gerela (24) (27)	
Team	Qtr	Clock Time	PLAY DESCRIPTION (Extra Point) (Drive Info)			SCORE		
BRONCOS	1	9:10	J. Turner 37 yd. Field Goal (5-6, 3:41)			3	0	
STEELERS	1	12:27	F. Harris 1 yd. run (kick failed) (8-66, 3:17)			3	6	
STEELERS	2	1:36	F. Harris 18 yd. run (R. Gerela, kick) (4-43, 2:05)			3	13	
STEELERS	2	8:54	R. Gerela 24 yd. Field Goal (8-38, 3:20)			3	16	
BRONCOS	2	13:04	D. Preston 3 yd. run (J. Turner, kick) (4-49, 2:00)			10	16	
STEELERS	2	14:53	R. Gerela 27 yd. Field Goal (7-45, 1:49)			10	19	
STEELERS	4	3:29	J. Stallworth 45 yd. pass from T. Bradshaw (R. Gerela, kick) (4-71, 2:14)			10	26	
STEELERS	4	4:03	L. Swann 38 yd. pass from T. Bradshaw (R. Gerela, kick) (2-29, 0:21)			10	33	

OFFENSE		DEFENSE	
WR 82 J. Dolbin	LE 79 B. Chavous	LT 71 C. Minor	NT 68 R. Carter
LG 62 T. Glassic	RE 77 L. Alzado	C 64 B. Bryan	LOLB 51 B. Swenson
RG 60 P. Howard	LILB 59 J. Rizzo	RT 76 T. Neville	RILB 53 R. Gradishar
TE 88 R. Odoms	ROLB 57 T. Jackson	WR 25 H. Moses	LC 20 L. Wright
QB 7 C. Morton	RC 43 S. Foley	RB 41 R. Lytle	SS 36 B. Thompson
RB 32 J. Keyworth	WS 29 B. Jackson		
BRONCOS SUBSTITUTIONS: P 10 B. Dilts, QB 14 N. Weese, K 15 J. Turner, DB 23 C. Pane, DB 27 M. Harvey, RB 33 L. Perrin, RB 35 L. Canada, DB 40 C. West, RB 46 D. Preston, C 50 B. Maples, LB 55 G. Turk, LB 56 L. Evans, LB 58 R. Naimie, DE 63 J. Grant, G 65 G. Hyde, WR 80 R. Upchurch, WR 84 V. Kinney, TE 87 B. Moore. DID NOT PLAY: QB 12 C. Penrose, RB 24 O. Armstrong, DE 66 B. Manor, G 67 S. Schindler.			

OFFENSE		DEFENSE	
WR 82 J. Stallworth	LE 68 L. Greenwood	LT 55 J. Kolb	LT 75 J. Greene
LG 57 S. Davis	RT 64 S. Furness	C 52 M. Webster	RE 76 J. Banaszak
RG 74 R. Pinney	LLB 59 J. Ham	RT 79 L. Brown	MLB 58 J. Lambert
TE 84 R. Grossman	RLB 56 R. Cole	WR 88 L. Swann	LCB 29 R. Johnson
QB 12 T. Bradshaw	RCB 47 M. Blount	RB 20 R. Bleier	SS 31 D. Shell
RB 32 F. Harris	FS 23 M. Wagner		
STEELERS SUBSTITUTIONS: P 5 C. Colquitt, K 10 R. Gerela, QB 15 M. Kruczek, DB 21 T. Dungy, DB 25 R. Oldham, DB 30 L. Anderson, RB 35 J. Deloplaine, RB 38 S. Thornton, RB 39 R. Moser, LB 51 L. Toews, LB 53 D. Winston, DE 65 T. Beasley, T 66 T. Petersen, DT 67 G. Dunn, DE 69 F. Anderson, G 72 G. Mullins, G 77 S. Courson, DE 78 D. White, WR 83 T. Bell, WR 86 J. Smith, TE 87 J. Mandich. DID NOT PLAY: QB 18 C. Stoudt, TE 89 B. Cunningham.			

FINAL INDIVIDUAL STATISTICS

Denver Broncos													Pittsburgh Steelers																											
RUSHING	ATT	YDS	AVG	LG	TD								RUSHING	ATT	YDS	AVG	LG	TD																						
N. Weese	4	43	10.7	12	0								F. Harris	24	105	4.4	18	2																						
D. Preston	4	14	3.5	10	1								R. Bleier	8	26	3.2	8	0																						
J. Keyworth	6	12	2.0	5	0								R. Moser	2	6	3.0	3	0																						
R. Lytle	5	6	1.2	4	0								T. Bradshaw	2	4	2.0	4	0																						
L. Perrin	6	6	1.0	8	0								S. Thornton	2	4	2.0	3	0																						
O. Armstrong	1	3	3.0	3	0								J. Deloplaine	1	4	4.0	4	0																						
L. Canada	1	3	3.0	3	0								J. Smith	1	4	4.0	4	0																						
TOTAL	27	87	3.2	12	1								TOTAL	40	153	3.8	18	2																						
PASSING	ATT	CMP	YDS	TD	LG	IN	Rtg.						PASSING	ATT	CMP	YDS	TD	LG	IN	Rtg.																				
N. Weese	16	8	118	5/30	0	28	0	74.5						T. Bradshaw	29	16	272	0/0	2	45	1	95.8																		
C. Morton	5	3	34	1/7	0	19	0	80.4																																
B. Dilts	1	1	16	0/0	0	16	0	118.8																																
TOTAL	22	12	168	6/37	0	28	0	79.4						TOTAL	29	16	272	0/0	2	45	1	95.8																		
PASS RECEIVING	NO	YDS	AVG	LG	TD								PASS RECEIVING	NO	YDS	AVG	LG	TD																						
J. Dolbin	4	77	19.3	28	0								J. Stallworth	10	156	15.6	45	1																						
H. Moses	2	33	16.5	19	0								R. Grossman	4	64	16.0	22	0																						
D. Preston	2	19	9.5	16	0								L. Swann	2	52	26.0	38	1																						
L. Perrin	2	16	8.0	11	0																																			
R. Odoms	1	24	24.0	24	0																																			
R. Lytle	1	-1	-1.0	-1	0																																			
TOTAL	12	168	14.0	28	0								TOTAL	16	272	17.0	45	2																						
INTERCEPTIONS	NO	YDS	AVG	LG	TD								INTERCEPTIONS	NO	YDS	AVG	LG	TD																						
B. Swenson	1	4	4.0	4	0																																			
B. Thompson	0	6	6.0	6	0																																			
TOTAL	1	10	10.0	6	0								TOTAL	0	0	0.0	—	0																						
PUNTING	NO	YDS	AVG	NET	TB	IN20	LG						PUNTING	NO	YDS	AVG	NET	TB	IN20	LG																				
B. Dilts	6	204	34.0	29.3	0	1	43						C. Colquitt	2	72	36.0	21.0	0	1	38																				
TOTAL	6	204	34.0	29.3	0	1	43						TOTAL	2	72	36.0	21.0	0	1	38																				
PUNT RETURNS	NO	YDS	AVG	FC	LG	TD								PUNT RETURNS	NO	YDS	AVG	FC	LG	TD																				
R. Upchurch	2	30	15.0	0	22	0								T. Bell	3	7	2.3	1	4	0																				
													J. Deloplaine	1	21	21.0	0	21	0																					
													J. Smith	0	0	0.0	1	0	0																					
													TOTAL	4	28	7.0	2	21	0																					
RETURNS	NO	YDS	AVG	FC	LG	TD								RETURNS	NO	YDS	AVG	FC	LG	TD																				
R. Upchurch	3	47	15.7	0	24	0								L. Anderson	2	57	28.5	0	30	0																				
L. Perrin	1	18	18.0	0	18	0								S. Thornton	1	8	8.0	0	8	0																				
J. Keyworth	1	5	5.0	0	5	0																																		
C. Pane	1	0	0.0	0	0	0																																		
TOTAL	6	70	11.7	0	24	0								TOTAL	3	65	21.7	0	30	0																				
Denver Broncos	Fumbles	Fum Lost	Own Rec.	Yds	TD	Opp. Rec.	Yds	TD	Out Bnds											Pittsburgh Steelers	Fumbles	Fum Lost	Own Rec.	Yds	TD	Opp. Rec.	Yds	TD	Out Bnds											
L. Canada	1	1	0	0	0	0	0	0	0											D. Shell	0	0	0	0	0	0	0	0	0	0										
T. Jackson	0	0	0	0	0	1	0	0	0											T. Bell	1	0	0	0	0	0	0	0	0	0										
R. Upchurch	1	1	0	0	0	0	0	0	0											T. Dungy	0	1	0	0	0	0	0	0	0	0										
TOTAL	2	2	0	0	0	1	0	0	0											T. Bradshaw	2	1	-12	0	0	0	0	0	0	0										
													R. Bleier	1	0	0	0	0	0	0	0	0																		
													R. Grossman	0	1	0	0	0	0	0	0	0																		
													D. Winston	0	0	0	0	0	0	1	0	0																		
TOTAL	2	2	0	0	0	1	0	0	0											TOTAL	4	1	-12	0	0	2	0	0	0	0										

FINAL TEAM STATISTICS

		BRONCOS	STEELERS			BRONCOS	STEELERS
TOTAL FIRST DOWNS		15	24	PUNTS Number and Average		6-34	2-36
By Rushing		5	9	Had Blocked		0	0
By Passing		8	11	FGS — PATS Had Blocked		1-0	0-0
By Penalty		2	4	TOTAL RETURN YARDAGE (Not Including Kickoffs)		110	93
THIRD DOWN EFFICIENCY		3-14-21%	6-14-43%	No. and Yards Punt Returns		2-30	4-28
FOURTH DOWN EFFICIENCY		1-2-50%	3-4-75%	No. and Yards Kickoff Returns		6-70	3-65
TOTAL NET YARDS		218	425	No. and Yards Interception Returns		1-10	0-0
Total Offensive Plays (inc. times thrown passing)		55	69	PENALTIES Number and Yards		8-104	11-88
Average gain per offensive play		3.9	6.1	FUMBLES Number and Lost		2-2	4-1
NET YARDS RUSHING		87	153	TOUCHDOWNS		1	4
Total Rushing Plays		27	40	Rushing		1	2
Average gain per rushing play		3.2	3.8	Passing		1	2
NET YARDS PASSING		131	272	EXTRA POINTS Made-Attempts		1-1	3-4
Times thrown — yards lost attempting to pass		6-37	0-0	FIELD GOALS Made-Attempts		1-2	2-2
Gross yards passing		168	272	FINAL SCORE		10	33
PASS ATTEMPTS-COMPLETIONS-HAD INTERCEPTED		22-12-0	29-16-1	TIME OF POSSESSION		29:39	30:21
Average gain per pass play (inc. # thrown passing)		4.8	9.4				

BRONCOS DEFENSIVE STATISTICS

(based on unofficial press box statistics)																	
PLAYER	UT	A	TT	S-YDS	I-YDS	PD	FF	FR	PLAYER	UT	A	TT	S-YDS	I-YDS	PD	FF	FR
R. Gradishar	8	5	13	0-0	0-0	0	0	0	J. Grant	3	1	4	0-0	0-0	0	0	0
S. Foley	7	2	9	0-0	0-0	1	0	0	B. Manor	3	1	4	0-0	0-0	0	0	0
B. Swenson	6	3	9	0-0	1-4	1	0	0	B. Thompson	3	1	4	0-0	0-6	1	0	0
J. Rizzo	6	2	8	0-0	0-0	0	0	0	R. Carter	2	1	3	0-0	0-0	0	0	0
L. Wright	5	1	6	0-0	0-0	1	0	0	B. Jackson	2	1	3	0-0	0-0	1	1	0
L. Alzado	4	2	6	0-0	0-0	0	0	0	G. Turk	2	0	2	0-0	0-0	0	0	0
T. Jackson	4	2	6	0-0													



Dallas 27, Denver 10

Sunday, Jan. 15, 1978 • 5:17 p.m. CST • Louisiana Superdome • New Orleans

WEATHER: Indoors • ATTENDANCE: 76,400 • TIME: 3:32

Super Bowl XII



The Dallas Cowboys evened their Super Bowl record at 2-2 by defeating the Denver Broncos 27-10

in Super Bowl XII before a sellout crowd of 76,400 fans at the Louisiana Superdome and 90 million television viewers, the largest audience ever to watch a sporting event at the time.

Dallas converted two interceptions by safety Randy Hughes and cornerback Aaron Kyle into 10 points in the first quarter. Efen Herrera added a 43-yard field goal in the second quarter to give the Cowboys a 13-0 halftime advantage.

The Denver offense struggled through the first two quarters. Playing in their first-ever Super Bowl, the Broncos ended the opening half with five giveaways (3 fumbles, 2 interceptions) on their final five possessions.

The Broncos came back momentarily to start the third quarter when Craig Morton engineered a drive to the Cowboys' 30-yard line, where Jim Turner booted a 47-yard field goal to make the score 13-3. After an exchange of punts, Dallas wide receiver Butch Johnson made a spectacular diving catch in the end zone to complete a 45-yard pass from Roger Staubach and put the Cowboys ahead 20-3 at 8:01 of the third quarter.

On the ensuing kickoff, the momentum swung back to the Broncos when Rick Upchurch returned the kick 67 yards to the Dallas 26. Norris Weese relieved Morton at quarterback on the second play of the series with Morton, who was intercepted only eight times during the regular season, having thrown a Super Bowl-record four interceptions in the contest. Weese provided a spark, guiding the Broncos to a touchdown (1-yard run by Rob Lytle) that cut the Dallas lead to 20-10 with 5:39 left in the third.

But Dallas clinched the victory when running back Robert Newhouse threw a 29-yard touchdown pass to Golden Richards on an option play at 7:56 of the fourth quarter.

The Cowboys' offense totaled 325 yards while their defense limited the Broncos to 156 yards for an average of 2.7 yards per play. Dallas also won the time-of-possession battle by posting a 38:34-to-21:26 advantage.

Staubach completed 17-of-25 (68.0%) passes for 183 yards with one touchdown for a 102.6 passer rating. Defensive end Harvey Martin and defensive tackle Randy White, who were named co-MVPs, led a Cowboys defense that posted eight take-aways (4 fumbles, 4 interceptions) for the game.

OFFICIALS:

Referee — Jim Tunney (32); Umpire — Joe Connell (57); Line Judge — Art Holst (33); Head Linesman — Tony Veteri (36); Back Judge — Ray Douglas (5); Field Judge — Bob Wortman (84).

	1	2	3	4	OT	TOTAL	FIELD GOALS (made () & missed)	
VISITOR	Dallas Cowboys	10	3	7	7	—	27	E. Herrera (35) (43) 43WL 32WR 44WL
HOME	Denver Broncos	0	0	10	0	—	10	J. Turner (47)

Team	Qtr	Clock Time	PLAY DESCRIPTION (Extra Point) (Drive Info)	SCORE	
				Visitor	Home
COWBOYS	1	10:31	T. Dorsett 3 yd. run (E. Herrera, kick) (5-25, 2:40)	7	0
COWBOYS	1	13:29	E. Herrera 35 yd. Field Goal (6-17, 1:56)	10	0
COWBOYS	2	3:44	E. Herrera 43 yd. Field Goal (8-32, 3:31)	13	0
BRONCOS	3	2:28	J. Turner 47 yd. Field Goal (9-35, 2:28)	13	3
COWBOYS	3	8:01	B. Johnson 45 yd. pass from R. Staubach (E. Herrera, kick) (6-58, 2:29)	20	3
BRONCOS	3	9:21	R. Lytle 1 yd. run (J. Turner, kick) (5-26, 1:20)	20	10
COWBOYS	4	7:56	G. Richards 29 yd. pass from R. Newhouse (E. Herrera, kick) (1-29, 0:07)	27	10

DENVER BRONCOS

OFFENSE		DEFENSE	
WR 82 J. Dolbin	LE 79 B. Chavous	LT 74 A. Maurer	NT 68 R. Carter
LG 62 T. Glassic	RE 77 L. Alzado	C 52 M. Montler	LOLB 51 B. Swenson
RG 60 P. Howard	LILB 59 J. Rizzo	RT 71 C. Minor	RILB 53 R. Gradishar
TE 88 R. Odoms	ROLB 57 T. Jackson	WR 25 H. Moses	LCB 20 L. Wright
QB 7 C. Morton	RCB 43 S. Foley	RB 24 O. Armstrong	SS 36 B. Thompson
RB 32 J. Keyworth	FS 29 B. Jackson		

BRONCOS SUBSTITUTIONS: P 10 B. Dilts, QB 14 N. Weese, K 15 J. Turner, DB 21 R. Poltli, RB 30 J. Jensen, RB 35 L. Perrin, DB 40 R. Rich, RB 41 R. Lytle, C 50 B. Maples, LB 55 G. Turk, LB 56 L. Evans, LB 58 R. Nairne, DE 63 J. Grant, G 65 G. Hyde, DE 66 B. Manor, DT 70 P. Smith, T 73 H. Allison, WR 80 R. Upchurch, TE 85 R. Egloff, WR 86 J. Schultz. **DID NOT PLAY:** QB 12 C. Penrose. **INACTIVE:** DB 26 L. Riley, G 67 S. Schindler.

DALLAS COWBOYS

OFFENSE		DEFENSE	
WR 86 B. Johnson	LE 72 E. Jones	LT 73 R. Neely	LT 75 J. Pugh
LG 68 H. Scott	RT 54 R. White	C 62 J. Fitzgerald	RE 79 H. Martin
RG 64 T. Rafferty	LLB 56 T. Henderson	RT 67 P. Donovan	MLB 53 B. Breunig
TE 89 B. DuPree	RLB 50 D.D. Lewis	WR 88 D. Pearson	LCB 31 B. Barnes
QB 12 R. Staubach	RCB 25 A. Kyle	RB 33 T. Dorsett	SS 41 C. Waters
RB 44 R. Newhouse	FS 43 C. Harris		

COWBOYS SUBSTITUTIONS: K 1 E. Herrera, QB/P 11 D. White, DB 20 M. Renfro, RB 21 D. Dennison, RB 26 P. Pearson, RB 35 S. Laidlaw, RB 36 L. Brinson, S 42 R. Hughes, CB 46 M. Washington, LB 57 B. Huther, LB 58 M. Hegman, LB 59 G. Brown, OL 61 J. Cooper, DL 63 L. Cole, DE 65 D. Stalls, G 66 B. Lawless, T 70 R. Wright, T 71 A. Frederick, DL 77 B. Gregory, WR 80 T. Hill, WR 83 G. Richards. **INACTIVE:** QB 18 G. Careno, TE 87 J. Saldi.

FINAL INDIVIDUAL STATISTICS

Dallas Cowboys											Denver Broncos										
RUSHING	ATT	YDS	AVG	LG	TD	RUSHING	ATT	YDS	AVG	LG	TD	RUSHING	ATT	YDS	AVG	LG	TD				
T. Dorsett	15	66	4.4	19	1	R. Lytle	10	35	3.5	16	1	R. Lytle	10	35	3.5	16	1				
R. Newhouse	14	55	3.9	10	0	O. Armstrong	7	27	3.9	18	0	O. Armstrong	7	27	3.9	18	0				
D. White	1	13	13.0	13	0	N. Weese	3	26	8.7	10	0	N. Weese	3	26	8.7	10	0				
P. Pearson	3	11	3.7	5	0	J. Jensen	1	16	16.0	16	0	J. Jensen	1	16	16.0	16	0				
R. Staubach	3	6	2.0	5	0	J. Keyworth	5	9	1.8	6	0	J. Keyworth	5	9	1.8	6	0				
S. Laidlaw	1	1	1.0	1	0	L. Perrin	3	8	2.7	4	0	L. Perrin	3	8	2.7	4	0				
B. Johnson	1	-9	-9.0	-9	0																
TOTAL	38	143	3.8	19	1	TOTAL	29	121	4.2	18	1	TOTAL	29	121	4.2	18	1				
PASSING	ATT	CMP	YDS	TKD/	TD	INT	Rtg.	PASSING	ATT	CMP	YDS	TKD/	TD	INT	Rtg.						
R. Staubach	25	17	183	5/35	1	45	0	102.6	C. Morton	15	4	39	2/20	0	21	4	0.0				
D. White	2	1	5	0/0	0	5	0	56.3	N. Weese	10	4	22	2/6	0	9	0	47.9				
R. Newhouse	1	1	29	0/0	1	29	0	158.3													
TOTAL	28	19	217	5/35	2	45	0	114.7	TOTAL	25	8	61	4/26	0	21	4	1.7				
PASS RECEIVING	NO	YDS	AVG	LG	TD	PASS RECEIVING	NO	YDS	AVG	LG	TD	PASS RECEIVING	NO	YDS	AVG	LG	TD				
P. Pearson	5	37	7.4	11	0	J. Dolbin	2	24	12.0	15	0	J. Dolbin	2	24	12.0	15	0				
B. DuPree	4	66	16.5	19	0	R. Odoms	2	9	4.5	10	0	R. Odoms	2	9	4.5	10	0				
R. Newhouse	3	-1	-0.3	5	0	H. Moses	1	21	21.0	21	0	H. Moses	1	21	21.0	21	0				
B. Johnson	2	53	26.5	45	1	R. Upchurch	1	9	9.0	9	0	R. Upchurch	1	9	9.0	9	0				
G. Richards	2	38	19.0	29	1	J. Jensen	1	5	5.0	5	0	J. Jensen	1	5	5.0	5	0				
T. Dorsett	2	11	5.5	15	0	L. Perrin	1	-7	-7.0	-7	0	L. Perrin	1	-7	-7.0	-7	0				
D. Pearson	1	13	13.0	13	0																
TOTAL	19	217	11.4	45	2	TOTAL	8	61	7.6	21	0	TOTAL	8	61	7.6	21	0				
INTERCEPTIONS	NO	YDS	AVG	LG	TD	INTERCEPTIONS	NO	YDS	AVG	LG	TD	INTERCEPTIONS	NO	YDS	AVG	LG	TD				
M. Washington	1	27	27.0	27	0																
A. Kyle	1	19	19.0	19	0																
B. Barnes	1	0	0.0	0	0																
R. Hughes	1	0	0.0	0	0																
TOTAL	4	46	11.5	27	0	TOTAL	0	0	0.0	—	0	TOTAL	0	0	0.0	—	0				
PUNTING	NO	YDS	AVG	NET	TB	IN20	LG	PUNTING	NO	YDS	AVG	NET	TB	IN20	LG						
D. White	5	208	41.6	37.2	0	0	53	B. Dilts	4	153	38.2	33.3	1	1	46						
TOTAL	5	208	41.6	37.2	0	0	53	TOTAL	4	153	38.2	33.3	1	1	46						
PUNT RETURNS	NO	YDS	AVG	FC	LG	TD	PUNT RETURNS	NO	YDS	AVG	FC	LG	TD								
T. Hill	1	0	0.0	1	0	0	R. Upchurch	3	22	7.3	0	8	0								
							J. Schultz	1	0	0.0	0	0	0								
RETURNS	1	0	0.0	1	0	0	RETURNS	4	22	5.5	0	8	0								
KICKOFF RETURNS	NO	YDS	AVG	FC	LG	TD	KICKOFF RETURNS	NO	YDS	AVG	FC	LG	TD								
B. Johnson	2	29	14.5	0	15	0	R. Upchurch	3	94	31.3	0	67	0								
L. Brinson	1	22	22.0	0	22	0	J. Schultz	2	62	31.0	0	37	0								
							J. Jensen	1	17	17.0	0	17	0								
RETURNS	3	51	17.0	0	22	0	RETURNS	6	173	28.8	0	67	0								
Dallas Cowboys	Own	Fumbles	Lost	Rec.	Yds	TD	Opp.	Denver Broncos	Own	Fumbles	Lost	Rec.	Yds	TD	Opp.						
B. Johnson	2	0	2	0	0	0	0	J. Schultz	1	1	0	0	0	0	0						
T. Hill	1	0	1	0	0	0	0	J. Dolbin	1	1	0	0	0	0	0						
T. Dorsett	1	1	0	0	0	0	0	R. Odoms	1	1	0	0	0	0	0						
B. DuPree	1	1	0	0	0	0	0	N. Weese	1	1	0	0	0	0	0						
R. Staubach	1	0	0	0	0	0	0	T. Jackson	0	0	0	0	0	0	0						
J. Fitzgerald	0	0	1	0	0	0	0	R. Carter	0	0	0	0	0	0	0						
TOTAL	6	2	4	0	0	0	4	TOTAL	4	4	0	0	0	0	0						

FINAL TEAM STATISTICS

	COWBOYS	BRONCOS	COWBOYS	BRONCOS
TOTAL FIRST DOWNS	17	11	PUNTS Number and Average	5-42 4-38
By Rushing	8	8	Had Blocked	0
By Passing	8	1	FGS - PATS Had Blocked	0-0 0-0
By Penalty	1	2	TOTAL RETURN YARDAGE (Not Including Kickoffs)	97 195
THIRD DOWN EFFICIENCY	6-17-35%	3-14-21%	No. and Yards Punt Returns	1-0 4-22
FOURTH DOWN EFFICIENCY	1-1-100%	3-4-75%	No. and Yards Kickoff Returns	3-51 6-173
TOTAL NET YARDS	325	156	No. and Yards Interception Returns	4-46 0-0
Total Offensive Plays (inc. times thrown passing)	71	58	PENALTIES Number and Yards	12-94 8-60
Average gain per offensive play	4.6	2.7	FUMBLES Number and Lost	6-2 4-4
NET YARDS RUSHING	143	121	TOUCHDOWNS	3 1
Total Rushing Plays	38	29	Rushing	3
Average gain per rushing play	3.8	4.2	Passing	2



Denver 20, Oakland 17

Sunday, Jan. 1, 1978 • 12 p.m. MST • Mile High Stadium • Denver

WEATHER: Mostly Sunny, 18°, Wind NE 3 mph • ATTENDANCE: 74,982 • TIME: 2:55

1977 AFC Championship Game

Denver quarterback Craig Morton threw two touchdown passes to wide receiver Haven Moses that helped the Broncos defeat the defending Super Bowl champion Oakland Raiders 20-17 in the AFC Championship Game in front of 74,982 fans at Mile High Stadium.

Morton completed 10-of-20 (50.0%) passes for 224 yards with two touchdowns and one interception, guiding the Broncos to their first-ever Super Bowl berth. The win was the Broncos' second against the Raiders in three meetings with the club during the 1977 season.

The Raiders scored on their initial possession when Errol Mann kicked a 20-yard field goal to end an 18-play, 54-yard drive 10:34 into the first quarter. Morton connected with Moses for the Broncos' first touchdown two plays later on a 74-yard scoring pass, giving Denver a 7-3 advantage. Despite several Raiders comeback attempts, the Broncos did not surrender the lead for the remainder of the game.

Denver took advantage of two costly Oakland turnovers to increase its lead in the second half. Defensive end Brandon Manor recovered running back Clarence Davis' fumble at the Oakland 17, and running back Jon Keyworth scored from the 1-yard line to increase the Broncos' lead to 14-3 at 6:23 of the third quarter.

Oakland quarterback Ken Stabler found tight end Dave Casper for the first of two scoring passes, a 7-yarder, to narrow the Denver lead to 14-10 with 39 seconds elapsed in the final period. On Oakland's next possession, linebacker Bob Swenson intercepted a Stabler pass to put the Broncos in position for another score. Morton then threw a 12-yard touchdown pass to Moses for the Broncos' final score at 7:17 of the period, giving the club a 20-10 advantage.

Oakland finished the scoring on its next series when Stabler threw a 17-yard touchdown pass to Casper with less than four minutes to play. Denver controlled the ball for the final 3:08 and gave Red Miller the AFC title in his first year as head coach.

Moses, a 10-year veteran, led all players with 168 yards on five catches (33.6 avg.) with two touchdowns. On the ground, Denver ran 37 times and used a balanced attack to gain 91 yards with Lonnie Perrin leading the way (11 carries, 42 yards).

The Denver defense, which was No. 1 in the NFL against the run during the regular season, held the Raiders to 94 rushing yards (2.6 avg.) and limited Oakland to just 204 passing yards while adding one interception and one sack.

OFFICIALS:

Referee — Chuck Heberling (46); Umpire — Ralph Morcroft (15); Line Judge — Bruce Alford (24); Head Linesman — Ed Marion (26); Back Judge — Stan Javie (29); Field Judge — Arman Terzian (23).

VISITOR	1	2	3	4	OT	TOTAL	FIELD GOALS (made () & missed)	
Oakland Raiders	3	0	0	14	—	17	E. Mann	(20) 19HU
HOME	7	0	7	6	—	20	J. Turner	40WL 21 WR 44WL

Team	Qtr	Clock Time	PLAY DESCRIPTION (Extra Point) (Drive Info)	SCORE	
				Visitor	Home
RAIDERS	1	10:34	E. Mann 20 yd. Field Goal (18-54, 7:44)	3	0
BRONCOS	1	11:01	H. Moses 74 yd. pass from C. Morton (J. Turner, kick) (2-69, 0:27)	3	7
BRONCOS	3	6:23	J. Keyworth 1 yd. run (J. Turner, kick) (4-17, 1:48)	3	14
RAIDERS	4	0:39	D. Casper 7 yd. pass from K. Stabler (E. Mann, kick) (6-48, 2:25)	10	14
BRONCOS	4	7:17	H. Moses 12 yd. pass from C. Morton (pass failed) (3-17, 1:29)	10	20
RAIDERS	4	11:44	D. Casper 17 yd. pass from K. Stabler (E. Mann, kick) (8-74, 4:17)	17	20

DENVER BRONCOS

OFFENSE		DEFENSE	
WR 82	J. Dolbin	DE 79	B. Chavous
LT 74	A. Maurer	NT 68	R. Carter
LG 62	T. Glassic	DE 77	L. Alzado
C 52	M. Montler	LB 53	R. Gradishar
RG 60	P. Howard	LB 51	B. Swenson
RT 71	C. Minor	LB 57	T. Jackson
TE 88	R. Odoms	LB 59	J. Rizzo
WR 25	H. Moses	LCB 20	L. Wright
QB 7	C. Morton	RCB 43	S. Foley
RB 41	R. Lytle	S 36	B. Thompson
RB 32	J. Keyworth	S 29	B. Jackson

BRONCOS SUBSTITUTIONS: P 10 B. Dilts, QB 14 N. Weese, K 15 J. Turner, DB 21 R. Polt, RB 24 O. Armstrong, RB 30 J. Jensen, RB 35 L. Perrin, DB 40 R. Rich, RB 41 R. Lytle, C 50 B. Maples, LB 55 G. Turk, LB 56 L. Evans, LB 58 R. Nairne, DE 63 J. Smith, G 65 G. Hyde, DE 66 B. Manor, G 67 S. Schindler, DT 70 P. Smith, WR 80 R. Upchurch, TE 85 R. Egloff, WR 86 J. Schultz. **DID NOT PLAY:** QB 12 C. Penrose. **INACTIVE:** DB 26 L. Riley, T 73 H. Allison.

OAKLAND RAIDERS

OFFENSE		DEFENSE	
WR 21	C. Branch	LE 72	J. Matuszak
LT 78	A. Shell	ME 74	D. Rowe
LG 63	G. Upshaw	RE 60	O. Sistrunk
C 50	D. Dalby	LB 52	F. Rice
RG 64	G. Buehler	LB 58	M. Johnson
RT 70	H. Lawrence	LB 39	W. Hall
TE 87	D. Casper	LB 83	T. Hendricks
WR 25	F. Biletnikoff	CB 37	L. Hayes
QB 12	K. Stabler	S 24	W. Brown
RB 28	C. Davis	S 26	S. Thomas
RB 30	M. van Eeghen	S 32	J. Tatum

RAIDERS SUBSTITUTIONS: P 1 R. Guy, QB 11 D. Humm, K 14 E. Mann, DB 20 N. Colzie, DB 22 J. Warren, RB 29 H. Ginn, RB 31 C. Garrett, RB 35 T. Robiskie, RB 40 P. Banaszak, DB 42 S. Jackson, TE 46 W. Bankston, WR 49 Siani, LB 52 F. Rice, LB 56 J. Barnes, LB 57 R. McClanahan, G 65 M. Marvin, C 66 S. Sylvester, DE 67 P. Toomay, DT 76 M. McCoy, WR 81 M. Bradshaw. **DID NOT PLAY:** QB 15 M. Rae, G 75 Vella. **INACTIVE:** LB 53 R. Martin, TE 88 T. Kwalick.

FINAL INDIVIDUAL STATISTICS

Oakland Raiders													Denver Broncos												
RUSHING			ATT	YDS	AVG	LG	TD	RUSHING					ATT	YDS	AVG	LG	TD								
M. van Eeghen	20	71	3.6	13	0	L. Perrin	11	42	3.8	10	0	P. Banaszak	7	22	3.1	9	0	R. Lytle	7	26	3.7	8	0		
C. Davis	9	1	0.1	6	0	J. Keyworth	8	19	2.4	7	1	O. Armstrong	7	16	2.3	8	0	J. Jensen	1	2	2.0	2	0		
TOTAL			36	94	2.6	13	0	TOTAL					37	91	2.5	10	1								
PASSING			ATT	CMP	YDS	TKD/ YD	TD	LG	IN	Rtg.	PASSING					ATT	CMP	YDS	TKD/ YD	TD	LG	IN	Rtg.		
K. Stabler	35	17	215	1/11	2	26	1	75.3	C. Morton	20	10	224	1/7	2	74	1	102.9	TOTAL							
TOTAL			35	17	215	1/11	2	26	1	75.3	TOTAL					20	10	224	1/7	2	74	1	102.9		
PASS RECEIVING			NO	YDS	AVG	LG	TD	PASS RECEIVING					NO	YDS	AVG	LG	TD								
D. Casper	5	71	14.2	26	2	H. Moses	5	168	33.6	74	2	F. Biletnikoff	4	38	9.5	15	0	L. Perrin	2	20	10.0	16	0		
C. Branch	3	59	19.7	24	0	J. Jensen	1	20	20.0	20	0	M. van Eeghen	2	8	4.0	5	0	R. Odoms	1	13	13.0	13	0		
M. Bradshaw	1	25	25.0	25	0	J. Keyworth	1	3	3.0	3	0	M. Siani	1	12	12.0	12	0	TOTAL							
P. Banaszak	1	2	2.0	2	0	TOTAL					10	224	22.4	74	2										
TOTAL			17	215	12.6	26	2	TOTAL					10	224	22.4	74	2								
INTERCEPTIONS			NO	YDS	AVG	LG	TD	INTERCEPTIONS					NO	YDS	AVG	LG	TD								
F. Rice	1	11	11.0	11	0	B. Swenson	1	14	14.0	14	0	TOTAL													
TOTAL			1	11	11.0	11	0	TOTAL					1	14	14.0	14	0								
PUNTING			NO	YDS	AVG	NET	TB	IN20	LG	PUNTING					NO	YDS	AVG	NET	TB	IN20	LG				
R. Guy	5	180	36.0	25.6	2	0	44	B. Dilts	4	163	40.8	39.5	0	1	55	TOTAL									
TOTAL			5	180	36.0	25.6	2	0	44	TOTAL					4	163	40.8	39.5	0	1	55				
PUNT RETURNS			NO	YDS	AVG	FC	LG	TD	PUNT RETURNS					NO	YDS	AVG	FC	LG	TD						
C. Garrett	2	5	2.5	0	5	0	R. Upchurch	2	12	6.0	0	9	0	RETURNS											
RETURNS			2	5	2.5	0	5	0	RETURNS					2	12	6.0	0	9	0						
KICKOFF RETURNS			NO	YDS	AVG	FC	LG	TD	KICKOFF RETURNS					NO	YDS	AVG	FC	LG	TD						
C. Garrett	3	111	37.0	0	62	0	R. Upchurch	2	33	16.5	0	18	0	RETURNS											
C. Davis	1	25	25.0	0	25	0	J. Schultz	1	20	20.0	0	20	0	RETURNS											
RETURNS			4	136	34.0	0	62	0	RETURNS					4	67	16.8	0	20	0						
Oakland Raiders			Own	Opp.	Out	Denver Broncos					Own	Opp.	Out												
FUMBLES	Fum	Lost	Rec.	Yds	TD	FF	Rec.	Yds	TD	Bnds	FUMBLES	Fum	Lost	Rec.	Yds	TD	FF	Rec.	Yds	TD	Bnds				
C. Davis	1	1	0	0	0	0	0	0	0	0	B. Manor	0	0	0	0	0	0	0	0	0	0				
C. Garrett	1	1	0	0	0	0	0	0	0	0	L. Evans	0	0	0	0	0	0	0	0	0	0				
TOTAL			2	2	0	0	0	0	0	0	TOTAL					0	2	0	0	0	0				

FINAL TEAM STATISTICS

RAIDERS										BRONCOS									
TOTAL FIRST DOWNS					20	16	PUNTS Number and Average					5-36	4-41						
By Rushing					6	6	Had Blocked					0	0						
By Passing					11	8	FGs - PATs Had Blocked					0-0	0-0						
By Penalty					3	2	TOTAL RETURN YARDAGE (Not Including Kickoffs)					152	93						
THIRD DOWN EFFICIENCY					7-16-44%	5-13-39%	No. and Yards Punt Returns					2-5	2-12						
FOURTH DOWN EFFICIENCY					1-1-100%	0-0-0%	No. and Yards Kickoff Returns					4-136	4-67						
TOTAL NET YARDS					298	308	No. and Yards Interception Returns					1-11	1-14						
TOTAL Offensive Plays (inc. times thrown passing)					72	58	PENALTIES Number and Yards					2-6	8-46						
Average gain per offensive play					4.1	5.3	FUMBLES Number and Lost					2-2	0-0						
NET YARDS RUSHING					94	91	TOUCHDOWNS					2	3						
Total Rushing Plays					36	37	Rushing					0	1						
Average gain per rushing play					2.6	2.5	Passing					2	2						
NET YARDS PASSING					204	217	Returns					0	0						
Times thrown - yards lost attempting to pass					1-11	1-7	EXTRA POINTS Made-Attempts					2-2	2-3						
Gross yards passing					215	224	FIELD GOALS Made-Attempts					1-2	0-3						
PASS ATTEMPTS-COMPLETIONS-HAD INTERCEPTED					35-17-1	20-10-1	SAFETIES					0	0						
Average gain per pass play (inc. # thrown passing)					5.7	10.3	FINAL SCORE					17	20						
							TIME OF POSSESSION					32:59	27:01						

BRONCOS DEFENSIVE STATISTICS

(based on unofficial press box statistics)																									
PLAYER	UT	A	TT	S-YDS	I-YDS	PD	FF	FR	PLAYER	UT	A	TT	S-YDS	I-YDS	PD	FF	FR								
R. Gradishar	4	4	8	0-0	0-0	2	0	0	T. Jackson	4	1	5	0-0	0-0	0	0	0								
L. Alzado	5	2	7	0-0	0-0	0	0	0	L. Wright	3	0	3	0-0	0-0	0	0	0								
B. Jackson	6	0	6	0-0	0-0	1	0	0	B. Chavous	2	1	3	0-0	0-0	1	0	0								
J. Rizzo	4	2	6	0-0	0-0	1	0	0	S. Foley	2	0	2	0-0	0-0	7	0	0								
B. Swenson	4	2	6	0-0	1-14	0	0	0	L. Evans	1	0	1	0-0	0-0	0	0	1								
R. Carter	3	3	6	1-1	0-0	0	0	0	R. Nairne	0	1	1	0-0	0-0	0	0	0								
J. Grant	5	0	5	0-0	0-0	0	0	0	B. Manor	0	0	0	0-0	0-0	1	0	1								
B. Thompson	5	0	5	0-0	0-0	0	0	0	TEAM TOTALS									48	16	64	1-11	1-14	13	0	1



Denver 34, Pittsburgh 21

Sunday, Dec. 24, 1977 • 2 p.m. MST • Mile High Stadium • Denver

WEATHER: Sunny, 43°, Wind E 9 mph • ATTENDANCE: 75,011 • TIME: 3:15

1977 AFC Divisional Playoff Game

After ties at 7, 14 and 21, Jim Turner kicked a 44-yard field goal in the fourth quarter that put Denver ahead to stay as the Broncos beat the Pittsburgh Steelers 34-21 in an AFC Divisional Playoff Game in front of 75,011 fans at Mile High Stadium.

Denver, in its first-ever playoff game, took a 7-0 lead when running back Rob Lytle broke through the Steelers' defense to score on a 7-yard run midway through the first quarter. The score came four plays after a Steelers punt was blocked by John Schultz and recovered at Pittsburgh's 17-yard line.

Pittsburgh pulled even in the second quarter when quarterback Terry Bradshaw scampers in for a 1-yard score. Later in the period, linebacker Tom Jackson recovered a fumble at Pittsburgh's 10-yard line that set up a 10-yard touchdown run by Otis Armstrong on the next play to give Denver a 14-7 lead. The teams entered halftime tied at 14 after Franco Harris scored on a 1-yard touchdown run late in the second quarter.

The Broncos regained the lead, 21-14, when Riley Odoms hauled in a 30-yard pass from Craig Morton for a third-quarter touchdown. Pittsburgh answered early in the fourth quarter with a 1-yard touchdown pass from Bradshaw to Larry Brown.

Midway through the final quarter, Denver went on top to stay on the strength of a 44-yard field goal by Turner. On their next drive, the Broncos opened up a 6-point lead when Turner hit a 25-yard field goal with just less than six minutes left in the game. Denver then put the contest out of reach when Morton tossed his second touchdown of the game on a strike to Jack Dolbin from 34 yards out. The score was set up after Jackson intercepted his second pass of the game, giving the Broncos the ball on Pittsburgh's 33-yard line.

Morton finished the game completing 11-of-23 passes for 164 yards with two touchdowns as the Broncos racked up 258 yards of offense against one of the NFL's top defenses. Odoms led all players with five receptions for 43 yards, and Moses chipped in 45 receiving yards on two catches.

Denver's "Orange Crush" defense kept the Steelers off balance all game, holding Bradshaw to just 177 passing yards on 19-of-37 attempts and intercepting him three times. Jackson posted three takeaways (2 interceptions, 1 fumble) while Broncos safety Billy Thompson registered a team-high 13 tackles, including 10 solo stops, to help the club earn the first post-season win in franchise history.

OFFICIALS:

Referee — Gene Barth (14); Umpire — Paul Trepinski (22); Line Judge — Royal Cathcart (16); Head Linesman — Frank Glover (85); Back Judge — Bob Rice (80); Field Judge — Ed Merrifield (76).

VISITOR	Pittsburgh Steelers	1	2	3	4	OT	TOTAL	FIELD GOALS (made () & missed)	
HOME	Denver Broncos	0	14	0	7	—	21	J. Turner (44) (25)	
		7	7	7	13	—	34		

Team	Qtr	Clock Time	PLAY DESCRIPTION (Extra Point) (Drive Info)	SCORE	
				Visitor	Home
BRONCOS	1	8:47	R. Lytle 7 yd. run (J. Turner, kick) (4-17, 1:56)	0	7
STEELERS	2	5:59	T. Bradshaw 1 yd. run (R. Gerela, kick) (11-56, 5:10)	7	7
BRONCOS	2	10:45	O. Armstrong 10 yd. run (J. Turner, kick) (1-10, 0:04)	7	14
STEELERS	2	13:19	F. Harris 1 yd. run (R. Gerela, kick) (9-65, 2:35)	14	14
BRONCOS	3	13:36	R. Odoms 30 yd. pass from C. Morton (J. Turner, kick) (4-41, 1:01)	14	21
STEELERS	4	4:05	L. Brown 1 yd. pass from T. Bradshaw (R. Gerela, kick) (4-61, 1:42)	21	21
BRONCOS	4	7:43	J. Turner 44 yd. Field Goal (7-39, 3:29)	21	24
BRONCOS	4	9:50	J. Turner 25 yd. Field Goal (4-2, 1:36)	21	27
BRONCOS	4	13:16	J. Dolbin 34 yd. pass from C. Morton (J. Turner, kick) (2-33, 0:13)	21	34

DENVER BRONCOS

OFFENSE		DEFENSE	
WR 25	H. Moses	LE 79	B. Chavous
LT 74	A. Maurer	NT 68	R. Carter
LG 62	T. Glassic	RE 77	L. Alzado
C 52	M. Montler	LB 51	B. Swenson
RG 60	P. Howard	LB 53	R. Gradishar
RT 71	C. Minor	LB 57	T. Jackson
TE 88	R. Odoms	LB 59	J. Rizzo
WR 82	J. Dolbin	LCB 20	L. Wright
QB 7	C. Morton	RCB 43	S. Foley
RB 41	R. Lytle	S 36	B. Thompson
RB 32	J. Keyworth	S 29	B. Jackson

BRONCOS SUBSTITUTIONS: P 10 B. Dilts, QB 14 N. Weese, K 15 J. Turner, DB 21 R. Polli, RB 24 O. Armstrong, RB 30 J. Jensen, DB 40 R. Rich, RB 41 R. Lytle, C 50 B. Maples, LB 55 G. Turk, LB 56 L. Evans, LB 58 R. Nairne, DE 63 J. Grant, G 65 G. Hyde, DE 66 B. Manor, G 67 S. Schindler, DT 70 P. Smith, WR 80 R. Upchurch, TE 85 R. Egloff, WR 86 J. Schultz. **DID NOT PLAY:** QB 12 C. Penrose, RB 35 L. Perrin. **INACTIVE:** DB 26 L. Riley, T 73 H. Allison.

PITTSBURGH STEELERS

OFFENSE		DEFENSE	
WR 82	J. Stallworth	LE 64	S. Furness
LT 57	S. Davis	LT 75	J. Greene
LG 55	J. Kolb	RT 63	E. Holmes
C 52	M. Webster	RE 78	D. White
RG 50	J. Clack	LB 59	J. Ham
RT 74	R. Pinney	LB 58	J. Lambert
TE 79	L. Brown	LB 51	L. Toews
WR 88	L. Swann	CB 24	J.T. Thomas
QB 12	T. Bradshaw	CB 45	J. Allen
RB 20	R. Bleier	S 31	D. Shell
RB 32	F. Harris	S 27	G. Edwards

STEELERS SUBSTITUTIONS: K 10 R. Gerela, QB 16 N. Graff, P 17 R. Engles, DB 21 T. Dungy, RB 28 A. Maxson, DB 29 B. Sexton, RB 38 S. Thornton, RB 46 R. Harrison, LB 53 D. Winston, LB 54 D. LaCrosse, LB 56 R. Cole, LB 60 B. Cousino, T 66 T. Peterson, DE 68 L. Greenwood, G 72 G. Mullins, T 74 R. Pinney, TE 84 R. Grossman, WR 85 E. Pough, WR 86 J. Smith, TE 89 B. Cunningham. **DID NOT PLAY:** WR 43 F. Lewis, CB 47 M. Blount. **INACTIVE:** QB 18 C. Stoudt, RB 36 J. Deloplaine.

FINAL INDIVIDUAL STATISTICS

Pittsburgh Steelers										Denver Broncos																									
RUSHING		ATT	YDS	AVG	LG	TD	RUSHING		ATT	YDS	AVG	LG	TD	RUSHING		ATT	YDS	AVG	LG	TD															
F. Harris		28	92	3.3	20	1	O. Armstrong		11	44	4.0	29	1	R. Lytle		12	26	2.2	7	1															
T. Bradshaw		4	21	5.3	11	1	J. Keyworth		5	20	4.4	6	0	J. Jensen		4	13	3.3	5	0															
R. Bleier		7	14	2.0	5	0	C. Morton		5	0	0.0	6	0	C. Morton		5	0	0.0	6	0															
TOTAL		39	127	3.3	20	2	TOTAL		37	103	2.8	29	2	TOTAL		37	103	2.8	29	2															
PASSING		ATT	CMP	YDS	TD	LG	IN	Rtg.	PASSING		ATT	CMP	YDS	TD	LG	IN	Rtg.	PASSING		ATT	CMP	YDS	TD	LG	IN	Rtg.									
T. Bradshaw		37	19	177	0/0	1	48	3	40.0	C. Morton		23	11	164	1/9	2	34	0	100.6	TOTAL		23	11	164	1/9	2	34	0	100.6						
TOTAL		37	19	177	0/0	1	48	3	40.0	TOTAL		23	11	164	1/9	2	34	0	100.6	TOTAL		23	11	164	1/9	2	34	0	100.6						
PASS RECEIVING		NO	YDS	AVG	LG	TD	PASS RECEIVING		NO	YDS	AVG	LG	TD	PASS RECEIVING		NO	YDS	AVG	LG	TD															
J. Stallworth		4	80	20.0	48	0	R. Odoms		5	43	8.6	30	1	F. Harris		4	20	5.0	12	0															
F. Harris		4	20	5.0	12	0	H. Moses		2	45	22.5	27	0	B. Cunningham		3	42	14.0	19	0															
B. Cunningham		3	42	14.0	19	0	J. Jensen		2	33	16.5	29	0	A. Maxson		3	11	3.7	10	0															
A. Maxson		3	11	3.7	10	0	J. Dolbin		1	34	34.0	34	1	R. Bleier		2	10	5.0	7	0															
R. Bleier		2	10	5.0	7	0	O. Armstrong		1	9	9.0	9	0	R. Grossman		1	7	7.0	7	0															
R. Grossman		1	7	7.0	7	0	L. Swann		1	6	6.0	6	0	L. Swann		1	6	6.0	6	0															
L. Swann		1	6	6.0	6	0	L. Brown		1	1	1.0	1	1	L. Brown		1	1	1.0	1	1															
L. Brown		1	1	1.0	1	1	TOTAL		19	177	9.3	48	1	TOTAL		11	164	14.9	34	2															
TOTAL		19	177	9.3	48	1	TOTAL		11	164	14.9	34	2	TOTAL		11	164	14.9	34	2															
INTERCEPTIONS		NO	YDS	AVG	LG	TD	INTERCEPTIONS		NO	YDS	AVG	LG	TD	INTERCEPTIONS		NO	YDS	AVG	LG	TD															
T. Jackson		2	49	24.5	32	0	B. Jackson		1	15	15.0	15	0	TOTAL		3	64	21.3	32	0															
B. Jackson		1	15	15.0	15	0	TOTAL		3	64	21.3	32	0	TOTAL		3	64	21.3	32	0															
TOTAL		0	0	0.0	—	0	TOTAL		3	64	21.3	32	0	TOTAL		3	64	21.3	32	0															
PUNTING		NO	YDS	AVG	NET	TB	IN20	LG	PUNTING		NO	YDS	AVG	NET	TB	IN20	LG	PUNTING		NO	YDS	AVG	NET	TB	IN20	LG									
R. Engles		5	204	40.8	38.4	0	0	55	B. Dilts		5	188	37.6	31.4	0	1	41	TOTAL		5	188	37.6	31.4	0	1	41									
TOTAL		5	204	40.8	38.4	0	0	55	TOTAL		5	188	37.6	31.4	0	1	41	TOTAL		5	188	37.6	31.4	0	1	41									
PUNT RETURNS		NO	YDS	AVG	FC	LG	TD	PUNT RETURNS		NO	YDS	AVG	FC	LG	TD	PUNT RETURNS		NO	YDS	AVG	FC	LG	TD												
J. Smith		4	31	7.8	1	17	0	B. Thompson		2	5	2.5	0	3	0	J. Schultz		1	4	4.0	0	4	0												
B. Thompson		2	5	2.5	0	3	0	R. Upchurch		1	3	3.0	1	3	0	R. Upchurch		1	3	3.0	1	3	0												
J. Schultz		1	4	4.0	0	4	0	TOTAL		4	12	3.0	1	4	0	TOTAL		4	12	3.0	1	4	0												
R. Upchurch		1	3	3.0	1	3	0	TOTAL		4	12	3.0	1	4	0	TOTAL		4	12	3.0	1	4	0												
TOTAL		4	31	7.8	1	17	0	TOTAL		4	12	3.0	1	4	0	TOTAL		4	12	3.0	1	4	0												
KICKOFF RETURNS		NO	YDS	AVG	FC	LG	TD	KICKOFF RETURNS		NO	YDS	AVG	FC	LG	TD	KICKOFF RETURNS		NO	YDS	AVG	FC	LG	TD												
J. Smith		4	80	20.0	0	34	0	R. Upchurch		3	58	19.3	0	26	0	A. Maxson		1	27	27.0	0	27	0												
A. Maxson		1	24	24.0	0	24	0	J. Schultz		1	27	27.0	0	27	0	TOTAL		4	85	21.3	0	27	0												
TOTAL		5	104	20.8	0	34	0	TOTAL		4	85	21.3	0	27	0	TOTAL		4	85	21.3	0	27	0												
Pittsburgh Steelers		Own	Yds	TD	FF	Rec.	Yds	TD	Bnds	Denver Broncos		Own	Yds	TD	FF	Rec.	Yds	TD	Bnds	Pittsburgh Steelers		Own	Yds	TD	FF	Rec.	Yds	TD	Bnds						
FUMBLES		Fum	Lost	Rec.	Yds	TD	FF	Rec.	Yds	TD	Bnds	FUMBLES		Fum	Lost	Rec.	Yds	TD	FF	Rec.	Yds	TD	Bnds	FUMBLES		Fum	Lost	Rec.	Yds	TD	FF	Rec.	Yds	TD	Bnds
B. Cunningham		1	0	0	0	0	0	0	0	0	0	R. Gradishar		1	0	0	0	0	0	1	5	0	0	F. Harris		1	1	0	0	0	0	0	0	0	
F. Harris		1	1	0	0	0	0	0	0	0	0	T. Jackson		0	0	1	25	0	0	0	0	0	0	J. Keyworth		1	1	0	0	0	0	0	0	0	
J. Greene		0	0	0	0	0	0	1	0	0	0	B. Thompson		1	0																				



YEAR-BY-YEAR HEAD COACHES/RECORDS

Season	Coach	W	L	T	Pct.
1960	Frank Filchok	4	9	1	
1961	Frank Filchok	3	11	0	
	Filchok's totals	7	20	1	.268
1962	Jack Faulkner	7	7	0	
1963	Jack Faulkner	2	11	1	
1964	Jack Faulkner	0	4	0	
	Faulkner's totals	9	22	1	.297
1964	Mac Speedie	2	7	1	
1965	Mac Speedie	4	10	0	
1966	Mac Speedie	0	2	0	
	Speedie's totals	6	19	1	.250
1966	Ray Malavasi	4	8	0	
	Malavasi's totals	4	8	0	.333
1967	Lou Saban	3	11	0	
1968	Lou Saban	5	9	0	
1969	Lou Saban	5	8	1	
1970	Lou Saban	5	8	1	
1971	Lou Saban	2	6	1	
	Saban's totals	20	42	3	.331
1971	Jerry Smith	2	3	0	
	Smith's totals	2	3	0	.400
1972	John Ralston	5	9	0	
1973	John Ralston	7	5	2	
1974	John Ralston	7	6	1	
1975	John Ralston	6	8	0	
1976	John Ralston	9	5	0	
	Ralston's totals	34	33	3	.507
1977	Red Miller	12	2	0	
	Playoffs	2	1	0	
1978	Red Miller	10	6	0	
	Playoffs	0	1	0	
1979	Red Miller	10	6	0	
	Playoffs	0	1	0	
1980	Red Miller	8	8	0	
	Miller's regular season totals	40	22	0	.645
	Miller's overall totals	42	25	0	.627
1981	Dan Reeves	10	6	0	
1982	Dan Reeves	2	7	0	
1983	Dan Reeves	9	7	0	
	Playoffs	0	1	0	
1984	Dan Reeves	13	3	0	
	Playoffs	0	1	0	
1985	Dan Reeves	11	5	0	
1986	Dan Reeves	11	5	0	
	Playoffs	2	1	0	
1987	Dan Reeves	10	4	1	
	Playoffs	2	1	0	
1988	Dan Reeves	8	8	0	
1989	Dan Reeves	11	5	0	
	Playoffs	2	1	0	
1990	Dan Reeves	5	11	0	
1991	Dan Reeves	12	4	0	
	Playoffs	1	1	0	
1992	Dan Reeves	8	8	0	
	Reeves' regular season totals	110	73	1	.600
	Reeves' overall totals	117	79	1	.596
1993	Wade Phillips	9	7	0	
	Playoffs	0	1	0	
1994	Wade Phillips	7	9	0	
	Phillips' regular season totals	16	16	0	.500
	Phillips' overall totals	16	17	0	.485
1995	Mike Shanahan	8	8	0	
1996	Mike Shanahan	13	3	0	
	Playoffs	0	1	0	
1997	Mike Shanahan	12	4	0	
	Playoffs	4	0	0	
1998	Mike Shanahan	14	2	0	
	Playoffs	3	0	0	
1999	Mike Shanahan	6	10	0	
2000	Mike Shanahan	11	5	0	
	Playoffs	0	1	0	
2001	Mike Shanahan	8	8	0	
2002	Mike Shanahan	9	7	0	
2003	Mike Shanahan	10	6	0	
	Playoffs	0	1	0	
2004	Mike Shanahan	10	6	0	
	Playoffs	0	1	0	
2005	Mike Shanahan	13	3	0	
	Playoffs	1	1	0	
2006	Mike Shanahan	9	7	0	
2007	Mike Shanahan	7	9	0	
2008	Mike Shanahan	8	8	0	
	Shanahan's regular season totals	138	86	0	.616
	Shanahan's overall totals	146	91	0	.616

MOST OVERALL WINS

Coach	Years	W	L	T	Pct.
Mike Shanahan	1995-2008	146	91	0	.616
Dan Reeves	1981-92	117	79	1	.596
Red Miller	1977-80	42	25	0	.627
John Ralston	1972-76	34	33	3	.507
Lou Saban	1967-71	20	42	3	.331
Wade Phillips	1993-94	16	17	0	.485
Jack Faulkner	1962-64	9	22	1	.297
Frank Filchok	1960-61	7	20	1	.268
Mac Speedie	1964-66	6	19	1	.250
Ray Malavasi	1966	4	8	0	.333
Jerry Smith	1971	2	3	0	.400

MOST REG. SEASON WINS

Coach	Years	W	L	T	Pct.
Mike Shanahan	1995-2008	138	86	0	.616
Dan Reeves	1981-92	110	73	1	.600
Red Miller	1977-80	40	22	0	.645
John Ralston	1972-76	34	33	3	.507
Lou Saban	1967-71	20	42	3	.331
Wade Phillips	1993-94	16	16	0	.500
Jack Faulkner	1962-64	9	22	1	.297
Frank Filchok	1960-61	7	20	1	.268
Mac Speedie	1964-66	6	19	1	.250
Ray Malavasi	1966	4	8	0	.333
Jerry Smith	1971	2	3	0	.400

MOST PLAYOFF WINS

Coach	Years	W	L	T	Pct.
Mike Shanahan	1995-2008	8	5	0	.615
Dan Reeves	1981-92	7	6	0	.538
Red Miller	1977-80	2	3	0	.400
Wade Phillips	1993-94	0	1	0	.000

BEST OVERALL WIN PCT.

Coach	Years	W	L	T	Pct.
Red Miller	1977-80	42	25	0	.627
Mike Shanahan	1995-2008	146	91	0	.616
Dan Reeves	1981-92	117	79	1	.596
John Ralston	1972-76	34	33	3	.507
Wade Phillips	1993-94	16	17	0	.485
Jerry Smith	1971	2	3	0	.400
Ray Malavasi	1966	4	8	0	.333
Lou Saban	1967-71	20	42	3	.331
Jack Faulkner	1962-64	9	22	1	.297
Frank Filchok	1960-61	7	20	1	.268
Mac Speedie	1964-66	6	19	1	.250

BEST REG. SEASON WIN PCT.

Coach	Years	W	L	T	Pct.
Red Miller	1977-80	40	22	0	.645
Mike Shanahan	1995-2008	138	86	0	.616
Dan Reeves	1981-92	110	73	1	.600
John Ralston	1972-76	34	33	3	.507
Wade Phillips	1993-94	16	16	0	.500
Jerry Smith	1971	2	3	0	.400
Ray Malavasi	1966	4	8	0	.333
Lou Saban	1967-71	20	42	3	.331
Jack Faulkner	1962-64	9	22	1	.297
Frank Filchok	1960-61	7	20	1	.268
Mac Speedie	1964-66	6	19	1	.250

BEST PLAYOFF WIN PCT.

Coach	Years	W	L	T	Pct.
Mike Shanahan	1995-2008	8	5	0	.615
Dan Reeves	1981-92	7	6	0	.538
Red Miller	1977-80	2	3	0	.400
Wade Phillips	1993-94	0	1	0	.000

ATTENDANCE MARKS

BRONCOS LARGEST CROWDS

HOME				ROAD			
77,160	vs. Green Bay	Oct. 29, 2007	101,063	at Pasadena (Super Bowl XXI)	Jan. 25, 1987		
77,038	vs. Pittsburgh	Oct. 21, 2007	91,020	at Los Angeles Raiders	Oct. 28, 1984		
76,879	vs. San Diego	Oct. 7, 2007	90,153	at Los Angeles Raiders	Nov. 2, 1986		
76,786	vs. Kansas City	Sept. 17, 2006	87,560	at Los Angeles Raiders	Dec. 3, 1989		
76,784	vs. Oakland	Sept. 16, 2007	81,065	at Cleveland	Oct. 5, 1980		
76,775	vs. Pittsburgh (Playoffs)	Jan. 22, 2006	80,272	at Buffalo (Playoffs)	Jan. 12, 1992		
76,767	vs. Indianapolis	Oct. 29, 2006	79,915	at Cleveland (Playoffs)	Jan. 11, 1987		
76,753	vs. Oakland	Sept. 22, 2003	79,864	at Buffalo	Oct. 5, 1975		
76,723	vs. San Diego	Nov. 19, 2006	79,484	at Kansas City	Nov. 23, 2006		
76,691	vs. Oakland	Oct. 15, 2006	79,439	at Kansas City	Sept. 22, 1996		
76,643	vs. Oakland	Nov. 11, 2002	78,903	at Kansas City	Oct. 5, 2003		
76,590	vs. Tennessee	Nov. 19, 2007	78,809	at New York Jets	Nov. 30, 2008		
76,571	vs. New England	Oct. 16, 2005	78,683	at Kansas City	Sept. 19, 1999		
76,530	vs. Philadelphia	Oct. 30, 2005	78,637	at Cleveland	Oct. 1, 1989		
76,463	vs. Jacksonville	Sept. 23, 2007	78,521	at New York Jets	Dec. 8, 2002		

2001-Present — INVESCO Field at Mile High
1960-2000 — Mile High Stadium/Bears Stadium

BRONCOS REGULAR SEASON ATTENDANCE BY SEASON

Year	Home	Road	Total	Year	Home	Road	Total
1960	91,333	115,994	207,327	1985	589,500	452,847	1,042,347
1961	74,508	122,315	196,823	1986	589,037	526,550	1,115,587
1962	178,485	146,442	324,927	1987	498,715	370,586	869,301
1963	132,218	165,995	298,213	1988	597,680	487,571	1,085,251
1964	118,259	166,744	285,003	1989	588,144	542,541	1,130,685
1965	219,786	215,992	435,778	1990	560,703	509,425	1,070,128
1966	192,198	203,799	395,997	1991	584,214	466,818	1,051,032
1967	231,801	247,696	479,497	1992	597,704	503,447	1,101,151
1968	281,374	278,008	559,382	1993	590,808	521,349	1,112,157
1969	326,851	276,755	603,606	1994	574,180	524,941	1,099,121
1970	355,739	330,184	685,923	1995	583,510	455,634	1,039,144
1971	358,400	377,642	736,042	1996	589,296	462,194	1,051,490
1972	361,414	412,073	773,487	1997	590,189	499,942	1,090,131
1973	356,327	351,334	707,661	1998	597,462	546,021	1,143,483
1974	347,322	354,367	701,689	1999	577,309	531,728	1,109,037
1975	342,375	347,944	690,319	2000	604,042	535,988	1,140,030
1976	436,468	349,126	785,594	2001	600,283	514,920	1,115,203
1977	524,595	370,917	895,512	2002	604,904	557,070	1,161,974
1978	598,085	470,756	1,068,841	2003	607,167	526,919	1,134,086
1979	597,521	427,040	1,024,561	2004	601,031	539,587	1,140,618
1980	593,084	473,680	1,066,764	2005	608,790	*558,598	*1,167,388
1981	598,224	475,360	1,073,584	2006	610,782	544,955	1,155,737
1982	369,555	183,046	552,601	2007	*612,893	526,919	1,139,812
1983	592,493	385,022	977,515	2008	604,074	555,556	1,159,630
1984	585,233	450,442	1,035,675	TOTAL	23,026,065	19,960,779	42,986,844

*Broncos records

BRONCOS SEASON TICKET SALES

1960.....2,675	*1973.....48,000	*1986.....73,348	*1999.....73,997
1961.....5,775	*1974.....49,000	*1987.....74,147	*2000.....73,855
1962.....5,042	*1975.....49,000	*1988.....74,147	*2001.....73,825
1963.....7,624	*1976.....62,215	*1989.....73,952	*2002.....73,576
1964.....8,002	*1977.....73,089	*1990.....73,966	*2003.....73,583
1965.....22,905	*1978.....73,092	*1991.....73,682	*2004.....73,590
1966.....18,898	*1979.....73,313	*1992.....73,592	*2005.....73,846
1967.....24,650	*1980.....73,298	*1993.....73,182	*2006.....73,972
1968.....27,348	*1981.....73,380	*1994.....73,072	*2007.....73,984
1969.....31,936	*1982.....73,380	*1995.....73,222	*2008.....73,996
*1970.....43,580	*1983.....73,377	*1996.....73,180	*2009.....73,988
*1971.....47,500	*1984.....73,347	*1997.....73,275	
*1972.....48,000	*1985.....73,309	*1998.....73,972	

*Season tickets sold out. Every Broncos home game at Mile High Stadium (1970-2000) and INVESCO Field at Mile High (2001-08) has been a sellout since the beginning of the 1970 season with the exception of two replacement games played during the 1987 strike (both games were sold out before the strike). The Broncos have thus sold out 301 consecutive regular-season games, and with postseason games the total reaches 316.

BRONCOS STATISTICAL HISTORY

TEAM OFFENSE YEAR-BY-YEAR

Year	Total Plays	First Downs	Rush Yards	League Rank	Pass Yards	League Rank	Total Yards	League Rank	Total Points
1960	958	248	1,1958th	3,2473rd	4,4426th	309
1961	934	219	1,0918th	2,7203rd	3,8117th	251
1962	885	270	1,2987th	3,4041st	4,7024th	353
1963	832	230	1,5086th	2,4878th	3,9957th	301
1964	908	207	1,3118th	2,0218th	3,3328th	240
1965	959	255	1,8292nd	2,6403rd	4,4692nd	303
1966	815	171	1,1739th	1,9959th	3,1689th	196
1967	852	172	1,2659th	1,6828th	2,9479th	256
1968	889	217	1,6147th	2,3576th	3,9717th	255
1969	841	243	1,6376th	2,5245th	4,1616th	297
1970	883	217	1,8029th	2,02519th	3,82718th	253
1971	891	217	2,09310th	2,06517th	4,15811th	203
1972	831	237	1,83818th	2,6343rd	4,4725th	325
1973	893	253	1,95414th	2,5193rd	4,4736th	354
1974	861	258	2,1575th	2,3289th	4,4855th	302
1975	964	268	1,99313th	2,5417th	4,53410th	254
1976	901	239	1,93219th	2,20412th	4,13616th	315
1977	886	223	2,04311th	1,86315th	3,90617th	274
1978	1,039	294	2,4518th	2,37817th	4,82914th	282
1979	1,044	306	2,04018th	3,10213th	5,14212th	289
1980	992	286	1,86520th	2,77718th	4,64225th	310
1981	1,062	306	1,89521st	3,5318th	5,42614th	321
1982	592	170	1,01817th	1,81915th	2,83715th	148
1983	1,025	292	1,78423rd	3,02720th	4,81126th	302
1984	1,018	299	2,07610th	2,85924th	4,93522nd	353
1985	1,152	339	1,85116th	3,6456th	5,49610th	380
1986	1,042	319	1,67820th	3,53810th	5,21615th	378
1987	1,070	331	1,97012th	3,6543rd	5,6242nd	379
1988	1,077	338	1,81519th	3,6916th	5,5068th	327
1989	1,071	308	2,0926th	3,00123rd	5,09315th	362
1990	1,035	323	1,87214th	3,3417th	5,2138th	331
1991	1,012	284	2,0158th	2,99717th	5,01212th	304
1992	928	234	1,50025th	2,93019th	4,43021st	262
1993	1,060	327	1,69318th	3,7684th	5,4615th	373
1994	1,112	346	1,47023rd	4,0174th	5,4876th	347
1995	1,060	344	1,9955th	4,0457th	6,0403rd	388
1996	1,092	336	2,3621st	3,42913th	5,7911st	391
1997	1,068	340	2,3784th	3,4949th	5,8721st	472
1998	1,041	347	2,4682nd	3,6247th	6,0923rd	501
1999	1,053	308	1,86412th	3,41915th	5,28314th	314
2000	1,115	383	2,3113rd	4,2433rd	6,5542nd	485
2001	1,034	304	1,87710th	2,94025th	4,81722nd	340
2002	1,057	357	2,2665th	3,8248th	6,0903rd	392
2003	1,047	334	2,6292nd	2,96922nd	5,5987th	381
2004	1,070	351	2,3334th	3,9996th	6,3325th	381
2005	1,030	330	2,5392nd	3,22718th	5,7665th	395
2006	973	285	2,1528th	2,79925th	4,95121st	319
2007	976	305	1,9579th	3,58413th	5,54111th	320
2008	1,019	354	1,86212th	4,4713rd	6,3332nd	370

League rankings for 1960-69 reflect American Football League ranking. The AFL had eight teams from 1960-65, nine teams from 1966-67 and 10 teams from 1968-69. The NFL had 26 teams from 1970-75, 28 teams from 1976-94; 30 teams from 1995-98; 31 teams from 1999-2001 and 32 teams from 2002-Present.

TEAM DEFENSE YEAR-BY-YEAR

Year	Total		Rush		Pass		Total		Total Points
	Plays	Downs	Yards	Rank	Yards	Rank	Yards	Rank	
1960	927	254	2,145	8th	2,987	5th	5,132	8th	393
1961	899	233	1,633	5th	2,785	5th	4,418	6th	432
1962	862	234	1,868	5th	2,670	5th	4,538	6th	334
1963	828	254	1,687	6th	3,394	8th	5,081	7th	473
1964	902	271	2,064	8th	2,906	3rd	4,970	7th	438
1965	850	244	1,337	3rd	4,297	7th	2,960	7th	392
1966	871	251	2,029	8th	2,515	3rd	4,544	6th	381
1967	921	276	2,076	8th	3,125	8th	5,201	9th	409
1968	917	251	1,861	7th	3,163	10th	5,024	10th	404
1969	918	278	1,709	7th	2,932	10th	4,641	8th	344
1970	838	199	1,351	3rd	2,354	18th	3,705	7th	264
1971	825	206	1,834	14th	1,985	5th	3,819	10th	275
1972	876	251	1,668	4th	2,183	16th	3,851	9th	350
1973	872	239	1,795	6th	2,440	24th	4,235	19th	296
1974	945	265	1,808	13th	2,583	24th	4,391	21st	294
1975	901	247	1,974	13th	2,032	7th	4,006	9th	307
1976	919	222	1,709	3rd	2,025	12th	3,734	8th	206
1977	931	217	1,531	1st	2,244	25th	3,775	9th	148
1978	1,016	251	1,979	6th	2,469	8th	4,448	6th	198
1979	1,033	273	1,693	1st	3,159	23rd	4,852	10th	262
1980	1,043	303	2,117	20th	3,125	15th	5,242	15th	323
1981	1,000	268	2,005	13th	2,873	5th	4,878	6th	289
1982*	616	176	935	7th	2,234	26th	3,169	24th	226
1983	1,099	321	1,938	10th	3,671	23rd	5,609	21st	327
1984	1,123	311	1,664	5th	4,023	27th	5,687	25th	241
1985	1,069	290	1,973	13th	3,206	14th	5,179	13th	329
1986	1,026	291	1,651	5th	3,296	16th	4,947	9th	327
1987	941	277	2,017	20th	2,796	5th	4,813	9th	288
1988	1,055	316	2,538	27th	2,933	7th	5,471	22nd	352
1989	977	246	1,580	6th	2,827	3rd	4,407	3rd	226
1990	969	306	1,963	17th	3,382	21st	5,345	20th	374
1991	939	242	1,794	19th	2,755	3rd	4,549	5th	235
1992	1,001	283	1,963	23rd	3,120	14th	5,083	22nd	329
1993	1,005	280	1,418	4th	3,731	27th	5,149	19th	284
1994	1,023	303	1,752	16th	4,155	28th	5,907	28th	396
1995	1,010	322	1,895	23rd	3,298	9th	5,193	15th	345
1996	951	261	1,331	1st	3,139	10th	4,470	4th	275
1997	951	258	1,803	16th	2,868	5th	4,671	5th	287
1998	999	283	1,287	3rd	3,648	26th	4,935	11th	309
1999	961	267	1,737	19th	3,016	8th	4,753	7th	318
2000	962	294	1,598	7th	3,946	31st	5,544	24th	369
2001	960	292	1,492	6th	3,282	16th	4,774	8th	339
2002	985	298	1,489	4th	3,337	17th	4,826	6th	344
2003	910	241	1,605	7th	2,828	6th	4,433	4th	301
2004	918	235	1,512	4th	2,947	6th	4,459	4th	304
2005	985	295	1,363	2nd	3,643	29th	5,006	15th	258
2006	1,020	291	1,813	12th	3,410	21st	5,223	14th	305
2007	992	306	2,282	30th	3,094	7th	5,376	19th	409
2008	990	327	2,337	27th	3,656	26th	5,993	29th	448

*players strike; nine-game season

League rankings for 1960-69 reflect American Football League ranking.
 The AFL had eight teams from 1960-65, nine teams from 1966-67 and 10 teams from 1968-69.
 The NFL had 26 teams from 1970-75, 28 teams from 1976-94; 30 teams from 1995-98; 31 teams from 1999-2001
 and 32 teams from 2002-Present.

TEAM TURNOVERS YEAR-BY-YEAR

Year	GIVEAWAYS			TAKEAWAYS			Turnover Ratio
	INTs	Fum.	Total	INTs	Fum.	Total	
1960	35	17	52	27	17	44	-8
1961	45	20	65	26	14	40	-25
1962	40	14	54	27	19	46	-8
1963	28	15	43	15	20	35	-8
1964	32	8	40	32	21	53	+13
1965	30	16	46	25	14	39	-7
1966	30	17	47	13	18	31	-16
1967	18	12	30	28	13	41	+11
1968	27	13	40	20	12	32	-8
1969	23	8	31	14	14	28	-3
1970	28	13	41	16	16	32	-9
1971	27	12	39	20	20	40	+1
1972	23	11	34	10	12	22	-12
1973	20	9	29	14	15	29	+/-0
1974	17	13	30	22	11	33	+3
1975	34	14	48	16	16	32	-16
1976	22	12	34	24	13	37	+3
1977	12	15	27	25	14	39	+12
1978	17	17	34	31	13	44	+10
1979	23	18	41	19	19	38	-3
1980	25	12	37	16	12	28	-9
1981	21	18	39	23	23	46	+7
1982*	19	17	36	12	7	19	-17
1983	22	19	41	27	20	47	+6
1984	17	17	34	31	24	55	+21
1985	23	8	31	24	12	36	+5
1986	16	13	29	18	17	35	+6
1987	19	17	36	28	19	47	+11
1988	22	12	34	16	13	29	-5
1989	20	12	32	21	22	43	+11
1990	18	14	32	10	15	25	-7
1991	12	13	25	23	10	33	+8
1992	29	14	43	15	16	31	-12
1993	10	18	28	18	13	31	+3
1994	13	18	31	12	14	26	-5
1995	14	16	30	8	13	21	-9
1996	17	15	32	23	9	32	+/-0
1997	11	10	21	18	13	31	+10
1998	14	6	20	19	11	30	+10
1999	18	10	28	15	11	26	-2
2000	12	13	25	27	17	44	+19
2001	19	8	27	22	15	37	+10
2002	20	7	27	9	13	22	-5
2003	18	6	24	9	11	20	-4
2004	20	9	29	12	8	20	-9
2005	7	9	16	20	16	36	+20
2006	18	12	30	17	13	30	+/-0
2007	15	14	29	14	16	30	+1
2008	18	12	30	6	7	13	-17

TEAM THIRD DOWNS YEAR-BY-YEAR

Year	DENVER			OPPONENTS			Year	DENVER			OPPONENTS		
	Md.	Att.	Pct.	Md.	Att.	Pct.		Md.	Att.	Pct.	Md.	Att.	Pct.
1972	75	177	42.4	74	190	38.9	1991	92	223	41.3	64	206	31.1
1973	79	203	38.9	77	203	37.9	1992	67	208	32.2	81	222	36.5
1974	63	176	35.8	88	218	40.4	1993	98	225	43.6	71	215	33.0
1975	84	212	39.6	76	209	36.4	1994	87	231	37.7	86	217	39.6
1976	69	193	35.8	73	222	32.9	1995	89	207	43.0	92	212	43.4
1977	72	210	34.3	71	221	32.1	1996	112	229	48.9	78	217	35.9
1978	81	226	35.8	88	249	35.3	1997	92	217	42.4	65	207	31.4
1979	77	222	34.7	95	248	38.3	1998	90	207	43.5	88	225	39.1
1980	84	223	37.7	91	228	39.9	1999	84	229	36.7	64	203	31.5
1981	86	230	37.4	74	219	33.8	2000	97	218	44.5	66	191	34.6
1982*	43	121	35.5	48	132	36.4	2001	83	219	37.9	63	191	33.0
1983	68	213	31.9	92	235	39.1	2002	77	202	38.1	97	220	44.1
1984	68	207	32.9	84	240	35.0	2003	82	211	38.9	61	207	29.5
1985	102	252	40.5	74	230	32.2	2004	78	206	37.9	65	209	31.1
1986	92	222	41.4	75	222	33.8	2005	76	210	36.2	76	207	36.7
1987	106	224	47.3	64	183	35.0	2006	78	211	37.0	81	221	36.7
1988	85	210	40.5	81	214	37.9	2007	80	198	40.4	91	213	42.7
1989	111	240	46.3	73	216	33.8	2008	95	200	47.5	89	202	44.1
1990	86	207	41.5	84	195	43.1							

*players strike; nine-game season

INDIVIDUAL YEAR-BY-YEAR LEADERS

RUSHING

	YARDS	ATTEMPTS	AVG. (min. 100 att.)	TOUCHDOWNS
1960	Rolle.....501	Rolle.....130	Mingo.....3.9	Mingo.....4
1961	Stone.....505	Stone.....127	Stone.....4.0	Bukaty.....5
1962	Stone.....360	Stone.....94	Stone.....3.8	Mingo.....4
1963	Joe.....649	Joe.....154	Joe.....4.2	Joe.....4
1964	Mitchell.....590	Mitchell.....177	Joe.....3.7	Mitchell.....5
1965	Gilchrist.....954	Gilchrist.....252	Hayes.....4.1	Gilchrist.....6
1966	Hayes.....411	Haynes.....129	Hayes.....4.0	Haynes/Choboian.....2
1967	Little.....381	Little.....130	Little.....2.9	Hickey/Hayes.....4
1968	Little.....584	Little.....158	Little.....3.7	Lynch.....4
1969	Little.....729	Little.....146	Little.....5.0	Little.....6
1970	Little.....901	Little.....209	Little.....4.3	Crenshaw.....5
1971	Little.....1,133	Little.....284	Little.....4.0	Little.....6
1972	Little.....859	Little.....216	Little.....4.0	Little.....9
1973	Little.....979	Little.....256	Dawkins.....4.4	Little.....12
1974	Armstrong.....1,407	Armstrong.....263	Armstrong.....5.3	Keyworth.....10
1975	Keyworth.....725	Keyworth.....182	Keyworth.....4.0	Keyworth/Lynch.....3
1976	Armstrong.....1,008	Armstrong.....247	Armstrong.....4.1	Armstrong.....5
1977	Armstrong.....489	Armstrong.....130	Perrin.....4.1	Armstrong/Morton.....4
1978	Perrin.....455	Armstrong/Keyworth.....112	Perrin.....4.2	Perrin.....4
1979	Armstrong.....453	Armstrong.....108	Armstrong.....4.2	Lytle.....4
1980	Jensen.....476	Preston.....111	Jensen.....4.7	Armstrong/Preston.....4
1981	Parros.....749	Preston.....183	Parros.....4.3	Lytle.....4
1982	Willhite.....347	Parros.....77	Willhite.....5.0	Willhite.....2
1983	Winder.....757	Winder.....196	Winder.....3.9	Poole.....4
1984	Winder.....1,153	Winder.....296	Winder.....3.9	Winder.....4
1985	Winder.....714	Winder.....199	Winder.....3.6	Winder.....8
1986	Winder.....789	Winder.....240	Winder.....3.3	Winder.....9
1987	Winder.....741	Winder.....196	Winder.....3.8	Winder.....6
1988	Dorsett.....703	Dorsett.....181	Dorsett.....3.9	Dorsett.....5
1989	Humphrey.....1,151	Humphrey.....294	Humphrey.....3.9	Humphrey.....7
1990	Humphrey.....1,202	Humphrey.....288	Humphrey.....4.2	Humphrey.....7
1991	Green.....1,037	Green.....261	Green.....4.0	Elway.....6
1992	Green.....648	Green.....161	Green.....4.0	Lewis.....4
1993	Bernstine.....816	Bernstine.....223	Bernstine.....3.7	Delpino.....8
1994	L. Russell.....620	L. Russell.....190	L. Russell.....3.3	L. Russell.....9
1995	Davis.....1,117	Davis.....237	Davis.....4.7	Davis.....7
1996	Davis.....1,538	Davis.....345	Davis.....4.5	Davis.....13
1997	Davis.....1,750	Davis.....369	Davis.....4.7	Davis.....15
1998	Davis.....2,008	Davis.....392	Davis.....5.1	Davis.....21
1999	Gary.....1,159	Gary.....276	Gary.....4.2	Gary.....7
2000	Anderson.....1,487	Anderson.....297	Anderson.....5.0	Anderson.....15
2001	Davis.....701	Anderson.....175	Davis.....4.2	Anderson.....4
2002	Portis.....1,508	Portis.....273	Portis.....5.5	Portis.....15
2003	Portis.....1,591	Portis.....290	Portis.....5.5	Portis.....14
2004	Droughns.....1,240	Droughns.....275	Droughns.....4.5	Droughns.....6
2005	Anderson.....1,014	Anderson.....239	T. Bell.....5.3	Anderson.....12
2006	T. Bell.....1,025	T. Bell.....233	T. Bell.....4.4	M. Bell.....8
2007	Young.....729	Henry.....167	Young.....5.2	Henry.....4
2008	Hillis.....343	Pittman.....76	Pittman.....4.2	Hillis.....5

PASSING

	YARDS	ATTEMPTS	COMPLETIONS
1960	Tripucka.....3,038	Tripucka.....478	Tripucka.....248
1961	Tripucka.....1,690	Tripucka.....344	Tripucka.....167
1962	Tripucka.....2,917	Tripucka.....440	Tripucka.....240
1963	Slaughter.....1,689	Slaughter.....223	Slaughter.....112
1964	Lee.....1,611	Lee.....265	Lee.....133
1965	McCormick.....1,292	McCormick.....253	McCormick.....103
1966	Choboian.....1,110	McCormick.....193	Choboian.....82
1967	Tensi.....1,915	Tensi.....325	Tensi.....131
1968	Briscoe.....1,589	Briscoe.....224	Briscoe.....93
1969	Tensi.....1,990	Tensi.....286	Tensi.....131
1970	Liske.....1,340	Liske.....238	Liske.....112
1971	Ramsey.....1,120	Ramsey.....178	Horn.....89
1972	Johnson.....1,783	Johnson.....238	Johnson.....132
1973	Johnson.....2,465	Johnson.....346	Johnson.....184
1974	Johnson.....1,969	Johnson.....244	Johnson.....136
1975	Ramsey.....1,562	Ramsey.....233	Ramsey.....128
1976	Ramsey.....1,931	Ramsey.....270	Ramsey.....128
1977	Morton.....1,929	Morton.....254	Morton.....131
1978	Morton.....1,802	Morton.....267	Morton.....146
1979	Morton.....2,626	Morton.....370	Morton.....204
1980	Morton.....2,150	Morton.....301	Morton.....183
1981	Morton.....3,195	Morton.....376	Morton.....225
1982	DeBerg.....1,405	DeBerg.....223	DeBerg.....131
1983	Elway.....1,663	Elway.....259	Elway.....123
1984	Elway.....2,598	Elway.....380	Elway.....214
1985	Elway.....3,891	Elway.....605	Elway.....327
1986	Elway.....3,485	Elway.....504	Elway.....280
1987	Elway.....3,198	Elway.....410	Elway.....224
1988	Elway.....3,309	Elway.....496	Elway.....274
1989	Elway.....3,051	Elway.....416	Elway.....223
1990	Elway.....3,526	Elway.....502	Elway.....294
1991	Elway.....3,253	Elway.....451	Elway.....242
1992	Elway.....2,242	Elway.....316	Elway.....174
1993	Elway.....4,030	Elway.....551	Elway.....348
1994	Elway.....3,490	Elway.....494	Elway.....307
1995	Elway.....3,970	Elway.....542	Elway.....316
1996	Elway.....3,328	Elway.....466	Elway.....287
1997	Elway.....3,635	Elway.....502	Elway.....280
1998	Elway.....2,806	Elway.....356	Elway.....210
1999	Griese.....3,032	Griese.....452	Griese.....261
2000	Griese.....2,688	Griese.....336	Griese.....216
2001	Griese.....2,827	Griese.....451	Griese.....275
2002	Griese.....3,214	Griese.....436	Griese.....291
2003	Plummer.....2,182	Plummer.....302	Plummer.....189
2004	Plummer.....4,089	Plummer.....521	Plummer.....303
2005	Plummer.....3,366	Plummer.....456	Plummer.....277
2006	Plummer.....1,994	Plummer.....317	Plummer.....175
2007	Cutler.....3,497	Cutler.....467	Cutler.....297
2008	Cutler.....4,526	Cutler.....616	Cutler.....384

PASSING, CONT.

	COMP. PCT. (min. 50 att.)	TOUCHDOWNS	INTERCEPTIONS
1960	Tripucka519	Tripucka24	Tripucka34
1961	Tripucka485	Tripucka10	Herring22
1962	Tripucka545	Tripucka17	Tripucka25
1963	Breaux507	Slaughter.....12	Slaughter.....14
1964	Slaughter513	Lee11	Lee20
1965	Lee550	McCormick.....7	McCormick.....14
1966	Choboian..... .503	McCormick.....6	McCormick.....15
1967	Tensi403	Tensi.....16	Tensi.....17
1968	LeClair..... .500	Briscoe14	Briscoe13
1969	Liske530	Tensi.....14	Tensi.....12
1970	Liske471	Liske7	Liske11
1971	Horn514	Ramsey5	Horn14
1972	Johnson555	Johnson14	Johnson14
1973	Johnson532	Johnson20	Johnson17
1974	Johnson557	Johnson13	Johnson9
1975	Ramsey549	Ramsey9	Ramsey14
1976	Ramsey474	Ramsey11	Ramsey13
1977	Morton516	Morton14	Morton8
1978	Weese632	Morton11	Morton8
1979	Morton551	Morton16	Morton19
1980	Morton608	Morton12	Morton13
1981	Morton598	Morton21	Morton14
1982	DeBerg587	DeBerg7	DeBerg11
1983	DeBerg553	DeBerg9	Elway14
1984	Kubiak587	Elway18	Elway15
1985	Elway540	Elway22	Elway23
1986	Elway556	Elway19	Elway13
1987	Karcher549	Elway19	Elway12
1988	Kubiak623	Elway17	Elway19
1989	Kubiak582	Elway18	Elway18
1990	Elway586	Elway15	Elway14
1991	Elway537	Elway13	Elway12
1992	Elway551	Elway10	Elway17
1993	Elway632	Elway25	Elway10
1994	Elway621	Elway16	Elway10
1995	Elway583	Elway26	Elway14
1996	Elway616	Elway26	Elway14
1997	Elway558	Elway27	Elway11
1998	Brister595	Elway22	Elway10
1999	Griese577	Griese14	Griese14
2000	Griese643	Griese19	Frerotte8
2001	Griese610	Griese23	Griese19
2002	Griese667	Griese15	Griese15
2003	Plummer626	Plummer15	Plummer7
2004	Plummer582	Plummer27	Plummer20
2005	Plummer607	Plummer18	Plummer7
2006	Cutler591	Plummer11	Plummer13
2007	Cutler636	Cutler20	Cutler14
2008	Cutler623	Cutler25	Cutler18

RECEIVING

	RECEPTIONS	YARDS	AVG. (min. 20 rec.)	TOUCHDOWNS
1960	Taylor92	Taylor1,235	Carmichael19.3	Taylor12
1961	Taylor100	Taylor1,176	Frazier17.0	Frazier6
1962	Taylor77	Taylor908	Scarpitto19.1	Scarpitto6
1963	Taylor78	Taylor1,101	Scarpitto22.0	Taylor10
1964	Taylor76	Taylor873	Dixon15.4	Taylor7
1965	Taylor85	Taylor1,131	Scarpitto18.3	Taylor6
1966	Haynes46	Denson725	Denson20.1	Scarpitto4
1967	Crabtree/Denson46	Denson899	Denson19.5	Denson11
1968	Crabtree35	Crabtree601	Denson17.2	Crabtree/Denson5
1969	Denson53	Denson809	Embree16.2	Denson10
1970	Denson47	Denson646	Whalen14.0	Whalen3
1971	Anderson37	Simmons403	Simmons16.1	Harrison2
1972	Sherman38	Sherman661	Sherman17.4	Moses5
1973	Odoms43	Odoms629	Moses18.5	Moses8
1974	Odoms42	Odoms639	Moses16.4	Odoms6
1975	Keyworth42	Odoms544	Dolbin19.1	Dolbin/Odoms3
1976	Armstrong39	Moses498	Moses19.9	Moses7
1977	Odoms37	Moses539	Moses20.0	Moses4
1978	Odoms54	Odoms829	Moses20.1	Odoms6
1979	Upchurch64	Moses943	Moses17.5	Upchurch7
1980	Jensen49	Moses674	Moses17.7	Odoms6
1981	Watson60	Watson1,244	Watson20.7	Watson13
1982	Parros37	Watson555	Upchurch15.7	Upchurch3
1983	Watson59	Watson1,133	Watson19.2	Watson5
1984	Watson69	Watson1,170	Watson17.0	Watson7
1985	Watson61	Watson915	Sampson16.6	Watson5
1986	Willhite64	Jackson738	Jackson19.4	Winder5
1987	V. Johnson42	V. Johnson684	Nattiel20.3	V. Johnson7
1988	V. Johnson68	V. Johnson896	Jackson18.5	Jackson6
1989	V. Johnson76	V. Johnson1,095	Young18.3	V. Johnson7
1990	Jackson57	Jackson926	Jackson16.2	Jackson/Young4
1991	Young44	Young629	Jackson18.3	V. Johnson3
1992	Sharpe53	Jackson745	Marshall19.0	Jackson8
1993	Sharpe81	Sharpe995	Russell16.3	Sharpe9
1994	Sharpe87	Miller1,107	Miller18.5	Miller5
1995	Sharpe63	Miller1,079	Miller18.3	Miller14
1996	Sharpe80	Sharpe1,062	Sharpe13.3	Sharpe10
1997	Sharpe72	R. Smith1,180	R. Smith16.9	R. Smith12
1998	R. Smith86	R. Smith1,222	McCaffrey16.5	McCaffrey/Sharpe10
1999	R. Smith79	R. Smith1,020	Chamberlain15.3	McCaffrey7
2000	McCaffrey101	R. Smith1,602	R. Smith16.0	McCaffrey9
2001	R. Smith113	R. Smith1,343	R. Smith11.9	R. Smith11
2002	R. Smith89	R. Smith1,027	Lelie15.0	R. Smith5
2003	R. Smith74	R. Smith845	Lelie17.0	Sharpe8
2004	R. Smith79	R. Smith1,144	Lelie20.1	Lelie/R. Smith7
2005	R. Smith85	R. Smith1,105	Lelie18.3	R. Smith6
2006	Walker69	Walker1,084	Walker15.7	Walker8
2007	Marshall102	Marshall1,325	Stokley15.9	Marshall7
2008	Marshall104	Marshall1,265	Scheffler16.1	Marshall6

INTERCEPTIONS

	INTERCEPTIONS	YARDS	TOUCHDOWNS
1960	Gonsoulin.....11	Gonsoulin.....98	Pyeatt/Yelverton.....1
1961	Nugent.....7	McNamara.....85	None.....0
1962	Gonsoulin.....7	Zeman.....133	Four Players^.....1
1963	Gonsoulin.....6	Gonsoulin.....64	Gonsoulin.....1
1964	Brown.....9	Brown.....140	Janik.....1
1965	Gonsoulin.....6	Wilson.....118	Bramlett/Griffin/Wilson...1
1966	Brown/Sellers.....3	Brown.....37	None.....0
1967	Sellers.....7	Wilson.....153	Wilson.....2
1968	Jaquess.....5	Jaquess.....64	None.....0
1969	Thompson.....3	Thompson.....92	Burrell/Thompson.....1
1970	Martha.....6	Martha.....99	None.....0
1971	Thompson.....5	Thompson.....83	Forsberg.....1
1972	Mitchell.....3	Preece.....30	None.....0
1973	Jones.....4	Thompson.....96	Mitchell/Thompson.....1
1974	Jones/Thompson.....5	Thompson.....105	Thompson.....1
1975	Gradishar.....3	Thompson.....97	Gradishar.....1
1976	Jackson.....7	Jackson.....136	Rowser.....2
1977	Thompson.....5	Wright.....128	T. Jackson/Wright.....1
1978	B. Jackson/Foley.....6	B. Jackson.....128	T. Jackson.....1
1979	Foley.....6	Thompson.....57	None.....0
1980	Foley.....4	Foley.....115	Gradishar/Latimer.....1
1981	Foley.....5	Foley.....81	None.....0
1982	Kyle.....3	Smith.....29	None.....0
1983	Wright.....6	Harden.....127	None.....0
1984	Foley/Harden.....6	Mecklenburg.....105	Foley/Harden/Robbins/Woodard..1
1985	Harden/L. Wright.....5	Harden.....100	Harden.....1
1986	Harden.....6	Harden.....179	Harden.....2
1987	Harden.....4	Clark.....105	Haynes/Hunley.....1
1988	Harden.....4	Robbins.....66	None.....0
1989	Braxton.....6	Braxton.....103	Braxton/Robbins.....1
1990	Three Players*.....2	Henderson.....71	Henderson.....1
1991	Atwater/D. Smith.....5	Atwater.....104	Braxton/Dimry.....1
1992	Henderson/D. Smith.....4	Henderson.....79	Henderson.....1
1993	Smith/Braxton.....3	Atwater.....81	Croel.....1
1994	Crockett/Hilliard/R. Jones...2	Atwater.....24	None.....0
1995	Atwater.....3	Atwater.....54	None.....0
1996	Braxton.....9	Braxton.....128	Braxton.....1
1997	Braxton/Crockett/Gordon....4	Braxton.....113	Five Players#.....1
1998	Gordon.....4	Gordon.....125	Crockett/Gordon.....1
1999	James.....5	James.....59	Romanowski.....1
2000	Buckley.....6	Buckley.....110	Spencer.....2
2001	O'Neal.....9	O'Neal.....115	Walker.....1
2002	O'Neal.....5	O'Neal.....70	O'Neal.....2
2003	K. Herndon.....3	K. Herndon.....19	Gold.....1
2004	Bailey.....3	Hayward.....76	E. Johnson/Wilson.....1
2005	Bailey.....8	Bailey.....139	Bailey.....2
2006	Bailey.....10	Bailey.....162	Bailey/Da. Williams.....1
2007	Bly.....5	Bly.....71	None.....0
2008	Bly.....2	Barrett.....34	None.....0

* Atwater, Henderson, Montgomery. ^ Gonsoulin, McGeever, McMillin, Zeman.

Atwater, Braxton, Gordon, Mobley, Traylor.

PUNT RETURNS

	PUNT RETURNS	YARDS	AVG. (min. 10)
1960	Carmichael.....15	Carmichael.....101	Carmichael.....6.7
1961	Frazier.....18	Frazier.....231	Frazier.....12.8
1962	Mingo.....7	Zeman.....59	Zeman.....11.8
1963	Mitchell.....12	Mitchell.....141	Mitchell.....11.7
1964	Barry.....16	Barry.....149	Barry.....9.3
1965	Barry.....21	Barry.....210	Barry.....10.0
1966	Haynes.....10	Haynes.....119	Haynes.....11.9
1967	Little.....16	Little.....270	Little.....16.9
1968	Little.....24	Little.....261	Little.....10.9
1969	Thompson.....25	Thompson.....288	Thompson.....11.5
1970	Thompson.....23	Thompson.....233	Thompson.....10.1
1971	Thompson.....29	Thompson.....274	Thompson.....9.4
1972	Sherman.....10	Sherman.....89	Sherman.....8.9
1973	Thompson.....30	Thompson.....366	Thompson.....12.2
1974	Thompson.....26	Thompson.....350	Thompson.....13.5
1975	Upchurch.....27	Upchurch.....312	Thompson.....12.2
1976	Upchurch.....39	Upchurch.....536	Upchurch.....13.7
1977	Upchurch.....51	Upchurch.....653	Upchurch.....12.8
1978	Upchurch.....36	Upchurch.....493	Upchurch.....13.7
1979	Upchurch.....30	Upchurch.....304	Upchurch.....10.1
1980	Upchurch.....37	Upchurch.....353	Upchurch.....9.5
1981	Manning.....41	Manning.....378	Manning.....9.2
1982	Upchurch.....15	Upchurch.....242	Upchurch.....16.1
1983	Thomas.....33	Thomas.....368	Thomas.....11.2
1984	Willhite/Thomas.....20	Willhite.....200	Willhite.....10.0
1985	V. Johnson.....30	V. Johnson.....260	Willhite.....10.6
1986	Willhite.....42	Willhite.....468	Willhite.....11.1
1987	Clark.....18	Clark.....233	Clark.....12.9
1988	Nattiel.....22	Nattiel.....218	Nattiel.....9.9
1989	K. Bell.....21	K. Bell.....143	V. Johnson.....9.8
1990	Clark.....21	Clark.....159	V. Johnson.....8.4
1991	V. Johnson.....24	V. Johnson.....174	V. Johnson.....7.3
1992	Marshall.....33	Marshall.....349	Marshall.....10.6
1993	Milburn.....40	Milburn.....425	Milburn.....10.6
1994	Milburn.....41	Milburn.....379	Milburn.....9.2
1995	Milburn.....31	Milburn.....354	Milburn.....11.4
1996	Kinchen.....26	Kinchen.....300	R. Smith.....12.3
1997	Gordon.....40	Gordon.....543	Gordon.....13.6
1998	Gordon.....34	Gordon.....379	Gordon.....11.1
1999	Watson.....44	Watson.....334	Watson.....7.6
2000	O'Neal.....34	O'Neal.....354	O'Neal.....10.4
2001	O'Neal.....31	O'Neal.....405	O'Neal.....13.1
2002	O'Neal.....30	O'Neal.....251	O'Neal.....8.4
2003	O'Neal.....33	O'Neal.....315	O'Neal.....9.5
2004	R. Smith.....22	R. Smith.....223	R. Smith.....10.1
2005	Da. Williams.....17	Da. Williams.....148	Da. Williams.....8.7
2006	Da. Williams.....25	Da. Williams.....206	Da. Williams.....8.2
2007	Martinez.....14	Martinez.....157	Martinez.....11.2
2008	Royal.....14	Royal.....140	Royal.....10.0

KICKOFF RETURNS

	KICKOFF RETURNS	YARDS	AVG. (min. 14)			
1960	Carmichael	22	Carmichael	581	Carmichael	26.4
1961	Frazier	18	Frazier	504	Frazier	28.0
1962	Frazier	19	Frazier	388	Frazier	20.4
1963	Mitchell	37	Mitchell	954	Mitchell	25.7
1964	Barry	47	Barry	1,245	Barry	26.5
1965	Haynes	34	Haynes	901	Haynes	26.5
1966	Sellers	19	Sellers	541	Sellers	28.5
1967	Little	35	Little	942	Little	26.9
1968	Little	26	Little	649	Little	25.0
1969	Williams	23	Williams	574	Thompson	28.5
1970	Anderson	21	Anderson	520	Anderson	24.8
1971	Anderson	8	Little	199	Little	28.3
1972	Montgomery	29	Montgomery	756	Montgomery	26.1
1973	Armstrong	20	Armstrong	472	Armstrong	23.6
1974	Armstrong	16	Armstrong	386	Armstrong	24.1
1975	Upchurch	40	Upchurch	1,084	Upchurch	27.1
1976	Upchurch	22	Upchurch	514	Perrin	27.9
1977	Upchurch	20	Upchurch	456	Upchurch	22.8
1978	Perrin	12	Perrin	256	Perrin	21.3
1979	Pane	18	Pane	354	Pane	19.7
1980	Brunson	40	Brunson	923	Brunson	23.1
1981	Manning	26	Manning	514	Manning	19.8
1982	Willhite	17	Manning	346	Manning	23.1
1983	Thomas	28	Thomas	573	Thomas	20.5
1984	Lang	19	Lang	404	Lang	21.3
1985	V. Johnson	30	V. Johnson	740	V. Johnson	24.7
1986	K. Bell	23	K. Bell	531	K. Bell	23.1
1987	K. Bell	15	K. Bell	323	K. Bell	21.5
1988	K. Bell	36	K. Bell	762	K. Bell	21.2
1989	K. Bell	30	K. Bell	602	K. Bell	20.1
1990	Clark	20	Clark	505	Clark	25.3
1991	Montgomery	26	Montgomery	488	Montgomery	18.8
1992	Montgomery	21	Montgomery	466	Montgomery	22.2
1993	Russell	18	Russell	374	Russell	20.8
1994	Milburn	37	Milburn	793	By'not'e	22.7
1995	Milburn	47	Milburn	1,269	Milburn	27.0
1996	Hebron	45	Hebron	1,099	Hebron	24.4
1997	Hebron	43	Hebron	1,009	Hebron	23.5
1998	Hebron	46	Hebron	1,216	Hebron	26.4
1999	Watson	48	Watson	1,138	Watson	23.7
2000	O'Neal	46	O'Neal	1,102	O'Neal	24.0
2001	Cole	48	Cole	1,127	Kasper	26.6
2002	Droughns	20	Droughns	516	Kasper	26.2
2003	Cole	30	Cole	714	Cole	23.8
2004	R. Alexander	19	R. Alexander	386	Droughns	24.6
2005	Da. Williams	18	Da. Williams	431	Da. Williams	23.9
2006	Clark	23	Clark	512	Morgan	24.9
2007	Hall	19	Hall	475	Hall	25.0
2008	Royal	23	Royal	600	Royal	26.1

SCORING

	TOUCHDOWNS	POINTS		
1960	Taylor	12	Mingo	123
1961	Frazier/Stone	8	Frazier	50
1962	Scarpitto	6	Mingo	137
1963	Taylor	10	Mingo	83
1964	Taylor	7	Taylor	42
1965	Hayes/Gilchrist	7	Kroner	71
1966	Scarpitto	5	Kroner	62
1967	Denson	11	Denson	66
1968	Crabtree/Little/Denson	5	Howfield	57
1969	Denson	10	Howfield	75
1970	Crenshaw	6	Howfield	81
1971	Little	6	Turner	93
1972	Little	13	Turner	97
1973	Little	13	Turner	106
1974	Armstrong	12	Armstrong	72
1975	Five Players*	4	Turner	86
1976	Moses	7	Turner	81
1977	Five Players^	4	Turner	76
1978	Odoms	6	Turner	64
1979	Upchurch	7	Turner	71
1980	Odoms	6	Steinfort	110
1981	Watson	13	Steinfort	87
1982	Upchurch	5	Karlis	48
1983	Watson	5	Karlis	96
1984	Watson	7	Karlis	101
1985	Winder	8	Karlis	110
1986	Winder	14	Karlis	104
1987	V. Johnson/Winder	7	Karlis	91
1988	Jackson/Sewell	6	Karlis	105
1989	Humphrey	8	Treadwell	120
1990	Humphrey	7	Treadwell	109
1991	Elway	6	Treadwell	112
1992	Jackson	8	Treadwell	88
1993	Sharpe	9	Elam	119
1994	L. Russell	9	Elam	119
1995	Miller	14	Elam	132
1996	Davis	15	Elam	109
1997	Davis	15	Elam	124
1998	Davis	23	Davis	138
1999	Gary/McCaffrey	7	Elam	116
2000	Anderson	15	Elam	103
2001	R. Smith	11	Elam	124
2002	Portis	17	Elam	120
2003	Portis	14	Elam	120
2004	Droughns	8	Elam	129
2005	Anderson	13	Elam	115
2006	Walker	9	Elam	115
2007	Marshall	7	Elam	114
2008	Hillis/Marshall	6	Prater	114

*Keyworth, Dolbin, Little, Lynch, Odoms.

^Armstrong, Moses, Morton, Perrin, Upchurch.

FIELD GOALS AND PUNTING

FIELD GOALS		PUNTING	
1960	Mingo18-28, .643	Herring70-2,610, 37.3	
1961	Hill5-15, .333	Herring80-3,149, 39.4	
1962	Mingo27-39, .692	Fraser54-2,400, 44.4	
1963	Mingo16-30, .533	Fraser78-3,595, 46.1	
1964	Mingo8-12, .667	Fraser72-3,225, 44.7	
1965	Kroner13-29, 448	Scarpitto.....67-2,833, 42.3	
1966	Kroner14-25, .560	Scarpitto.....76-3,480, 45.8	
1967	Humphreys.....7-15, .467	Scarpitto 105-4,713 , 44.9	
1968	Howfield9-18, .500	Van Heusen88-3,853, 43.8	
1969	Howfield13-29, 448	Hollomon.....47-1,868, 39.7	
1970	Howfield18-32, .563	Van Heusen87-3,732, 42.9	
1971	Turner25-38, .658	Van Heusen76-3,176, 41.8	
1972	Turner20-29, .690	Van Heusen60-2,408, 40.1	
1973	Turner22-33, .667	Van Heusen69-3,114, 45.1	
1974	Turner11-21, .524	Van Heusen75-3,024, 40.3	
1975	Turner21-28, .720	Van Heusen63-2,515, 39.9	
1976	Turner15-21, .714	Weese.....52-1,852, 35.6	
1977	Turner13-19, .684	Dilts.....90-3,525, 39.2	
1978	Turner11-22, .500	Dilts.....96-3,494, 36.4	
1979	Turner13-21, .619	Prestridge.....89-3,555, 39.9	
1980	Steinfort26-34, .765	Prestridge.....70-3,076, 43.9	
1981	Steinfort17-30, .567	Prestridge.....86-3,478, 40.4	
1982	Karlis11-13, .846	Prestridge.....45-2,026, 45.0	
1983	Karlis21-25, .840	Prestridge.....87-3,620, 41.6	
1984	Karlis21-28, .750	Norman96-3,850, 40.1	
1985	Karlis23-38, .605	Norman92-3,764, 40.9	
1986	Karlis20-28, .715	Weil34-1,344, 39.5	
1987	Karlis18-25, .720	Horan44-1,807, 41.1	
1988	Karlis23-36, .639	Horan65-2,861, 44.0	
1989	Treadwell27-33, .818	Horan77-3,111, 40.4	
1990	Treadwell25-34, .735	Horan58-2,575, 44.4	
1991	Treadwell27-36, .750	Horan72-3,012, 41.8	
1992	Treadwell20-24, .833	Horan37-1,681, 45.4	
1993	Elam26-35, .743	Rouen.....67-3,017, 45.0	
1994	Elam30-37, .841	Rouen.....76-3,258, 42.9	
1995	Elam 31 -38, .816	Rouen.....52-2,192, 42.2	
1996	Elam21-28, .750	Rouen.....65-2,714, 41.8	
1997	Elam26-36, .722	Rouen.....60-2,598, 43.3	
1998	Elam23-27, .852	Rouen66-3,097, 46.9	
1999	Elam29-36, .806	Rouen84-3,908, 46.5	
2000	Elam18-24, .750	Rouen.....61-2,455, 40.2	
2001	Elam 31 -36, .861	Rouen.....81-3,668, 45.3	
2002	Elam26-36, .722	Rouen.....29-1,239, 42.7	
2003	Elam27-31, .871	Knorr68-2,937, 43.2	
2004	Elam29-34, .853	Knorr54-2,243, 41.5	
2005	Elam24-32, .750	Sauerbrun72-3,157, 43.8	
2006	Elam27-29, .931	Ernster.....80-3,338, 41.7	
2007	Elam27-31, .871	Sauerbrun47-2,220, 46.8	
2008	Prater25-34, .735	Kern.....46-2,150, 46.7	

SACKS AND TACKLES

QUARTERBACK SACKS		TOTAL TACKLES	
1970	P. Smith11.5	Forsberg99	
1971	P. Smith12.0	Forsberg98	
1972	Alzado10.5	Alzado/Graham91	
1973	P. Smith11.0	P. Smith106	
1974	Alzado13.0	T. Jackson116	
1975	Alzado7.0	Gradishar177	
1976	Chavous8.0	Gradishar198	
1977	Alzado8.0	Gradishar219	
1978	Alzado9.0	Gradishar286	
1979	Manor6.5	Gradishar235	
1980	R. Jones11.5	Gradishar250	
1981	R. Jones9.5	Gradishar258	
1982	Chavous5.0	Gradishar151	
1983	T. Jackson5.5	Gradishar224	
1984	R. Jones11.0	Busick195	
1985	Mecklenburg13.0	Harden82	
1986	R. Jones13.5	Hunley164	
1987	R. Jones7.0	Ryan125	
1988	Fletcher9.0	Kragen140	
1989	Fletcher12.0	Mecklenburg143	
1990	Fletcher11.0	Brooks175	
1991	Fletcher13.5	Brooks153	
1992	Fletcher16.0	Brooks167	
1993	Fletcher13.5	Atwater141	
1994	Fletcher7.0	Alexander172	
1995	Perry6.0	Atwater148	
1996	A. Williams13.0	Romanowski128	
1997	Tanuvasa/N. Smith/A. Williams.....8.5	Mobley162	
1998	Pryce/Tanuvasa8.5	Mobley132	
1999	Pryce13.0	Cadrez97	
2000	Pryce12.0	Mobley133	
2001	Pryce/Romanowski7.0	Mobley133	
2002	Pryce9.0	Wilson199	
2003	Berry11.5	Wilson128	
2004	Hayward10.5	Williams114	
2005	Ekuban/Lynch/Pryce4.0	Gold106	
2006	Dumervil8.5	Wilson113	
2007	Dumervil12.5	Williams170	
2008	Dumervil/Ekuban5.0	Winborn117	

BRONCOS ALL-TIME SERVICE RECORDS (REGULAR SEASON)

Most Seasons with Denver

16	John Elway, 1983-98
15	Jason Elam, 1993-2007
15	Tom Nalen, 1994-2008
14	Tom Jackson, 1973-86
14	Dennis Smith, 1981-94
13	Barney Chavous, 1973-85
13	Paul Howard, 1973-75, '77-86
13	Ken Lanier, 1981-92, '94
13	Rod Smith, 1995-2007
13	Bill Thompson, 1969-81
12	Tyrone Braxton, 1987-93, '95-99
12	Billy Bryan, 1977-88
12	Dwayne Carswell, 1994-2005
12	Rubin Carter, 1975-86
12	Karl Mecklenburg, 1983-94
12	Riley Odoms, 1972-83
12	Shannon Sharpe, 1990-99, 2002-03
12	Louis Wright, 1975-86

Most Games Played with Denver

236	Jason Elam, 1993-2007
234	John Elway, 1983-98
194	Tom Nalen, 1994-2008
191	Tom Jackson, 1973-86
187	Paul Howard, 1973-75, '77-86
184	Dennis Smith, 1981-94
183	Rod Smith, 1995-2007
182	Barney Chavous, 1973-85
180	Karl Mecklenburg, 1983-94
179	Bill Thompson, 1969-81

Most Consecutive Games Played with Denver

172	Simon Fletcher (1st in '85 through 16th in '95)
166	Ken Lanier (13th in '81 through 16th in '92)
156	Bill Thompson (1st in '71 through 16th in '81)

Most Consecutive Games Started with Denver

156	Bill Thompson (1st in '71 through 16th in '81)
140	Simon Fletcher (1st in '87 through 16th in '95)
131	Ken Lanier (9th in '84 through 16th in '92)

Most Games Started with Denver

231	John Elway, 1983-98
188	Tom Nalen, 1994-2008
178	Bill Thompson, 1969-81
177	Barney Chavous, 1973-85
177	Tom Jackson, 1973-86
170	Dennis Smith, 1981-94
165	Ken Lanier, 1981-92, '94
163	Louis Wright, 1975-86
158	Rod Smith, 1995-2007
155	Steve Atwater, 1989-98

BRONCOS ALL-TIME RECORDS

INDIVIDUAL RECORDS — OFFENSE

TOTAL OFFENSE

MOST TOTAL PLAYS (COMBINED PASS PLAYS, RUSH ATT., REC.)

Career	
8,543	John Elway, 1983-98
1,961	Brian Griese, 1998-2002
1,887	Craig Morton, 1977-82
1,866	Floyd Little, 1967-75
1,846	Jake Plummer, 2003-06
1,824	Terrell Davis, 1995-2002
1,693	Sammy Winder, 1982-90
1,384	Jay Cutler, 2006-08
1,305	Frank Tripucka, 1960-63
1,154	Otis Armstrong, 1973-80

Season	
693	John Elway, 1985
684	Jay Cutler, 2008
634	John Elway, 1993
605	John Elway, 1995
598	Jake Plummer, 2004
598	John Elway, 1994
595	John Elway, 1990
589	John Elway, 1986
586	John Elway, 1997
580	John Elway, 1988

Game	
68	Elway, at Green Bay, 10/10/93
64	Frerotte, vs. San Diego, 11/19/00
60	Slaughter, at Houston, 12/20/64
59	Tripucka, at Buffalo, 9/15/62
58	Griese, at Baltimore, 9/30/02

MOST YARDS TOTAL OFFENSE (COMBINED RUSHING AND PASSING YARDS)

Career	
54,882	John Elway, 1983-98 (3,407/51,475)
12,301	Jake Plummer, 2003-06 (670/11,631)
12,279	Brian Griese, 1998-2002 (516/11,763)
12,155	Craig Morton, 1977-82 (260/11,895)
9,447	Jay Cutler, 2006-08 (423/9,024)
7,651	Frank Tripucka, 1960-63 (-25/7,676)
7,607	Terrell Davis, 1995-2002 (7,607/0)
7,252	Charley Johnson, 1972-75 (14/7,238)
6,437	Steve Ramsey, 1971-76 (-108/6,545)
6,366	Floyd Little, 1967-75 (6,323/43)

Season	
4,726	Jay Cutler, 2008 (200/4,526)
4,291	Jake Plummer, 2004 (202/4,089)
4,183	John Elway, 1993 (153/4,030)
4,146	John Elway, 1995 (176/3,970)
4,144	John Elway, 1985 (253/3,891)
3,853	John Elway, 1997 (218/3,635)
3,784	John Elway, 1990 (258/3,526)
3,742	John Elway, 1986 (257/3,485)
3,725	John Elway, 1994 (235/3,490)
3,702	Jay Cutler, 2007 (205/3,497)

Game	
504	Plummer, vs. Atlanta, 10/31/04 (5/499)
476	Cutler, at Cleveland, 11/6/08 (29/447)
458	Frerotte, vs. San Diego, 11/19/00 (-4/462)
447	Tripucka, at Buffalo, 9/15/62 (0/447)
445	C. Johnson, vs. Kansas City, 11/24/74 (0/445)
432	Elway, at Seattle, 12/20/85 (0/432)
405	Elway, vs. Kansas City, 12/6/98 (5/400)
399	Elway, vs. Atlanta, 11/20/94 (17/382)
394	Elway, at Green Bay, 10/10/93 (27/367)
389	Cutler, vs. Buffalo, 12/21/08 (30/359)
389	Griese, at Kansas City, 10/20/02 (13/376) (OT)

MOST YARDS TOTAL OFFENSE BY A ROOKIE (COMBINED RUSHING AND PASSING YARDS)

Season	
1,897	Marlin Briscoe, 1968 (308/1,589)
1,813	Mickey Slaughter, 1963 (124/1,689)
1,809	John Elway, 1983 (146/1,663)

Game	
368	Elway, vs. Baltimore, 12/11/83 (23/345)
333	Briscoe, vs. Buffalo, 11/24/68 (-2/335)

MOST TOTAL YARDS FROM SCRIMMAGE (RUSHING AND RECEIVING)

Career	
11,737	Rod Smith, 1995-2007 (348/11,389)
8,887	Terrell Davis, 1995-2002 (7,607/1,280)
8,741	Floyd Little, 1967-75 (6,323/2,418)
8,448	Shannon Sharpe, 1990-99, '02-03 (9/8,439)
6,892	Lionel Taylor, 1960-66 (20/6,872)
6,729	Sammy Winder, 1982-90 (5,427/1,302)
6,221	Ed McCaffrey, 1995-2003 (21/6,200)
6,131	Steve Watson, 1979-87 (19/6,112)
5,966	Riley Odoms, 1972-83 (211/5,755)
5,755	Otis Armstrong, 1973-80 (4,453/1,302)

Season	
2,225	Terrell Davis, 1998 (2,008/217)
2,037	Terrell Davis, 1997 (1,750/287)
1,905	Clinton Portis, 2003 (1,591/314)
1,872	Clinton Portis, 2002 (1,508/364)
1,848	Terrell Davis, 1996 (1,538/310)
1,812	Otis Armstrong, 1974 (1,407/405)
1,701	Rod Smith, 2000 (99/1,601)
1,656	Mike Anderson, 2000 (1,487/169)
1,484	Terrell Davis, 1995 (1,117/367)
1,481	Reuben Droughns, 2004 (1,240/241)

Game	
256	Anderson, at New Orleans, 12/3/00 (251/5)
254	Portis, vs. Kansas City, 12/7/03 (218/36)
246	Portis, vs. Arizona, 12/29/02 (228/18)
236	Davis, at Buffalo, 10/26/97 (207/29) (OT)
236	Little, vs. Buffalo, 11/24/68 (71/165)
228	Davis, vs. Cincinnati, 9/21/97 (215/13)
220	Portis, at Kansas City, 10/5/03 (141/79)
217	Armstrong, vs. Pittsburgh, 9/22/74 (131/86) (OT)
214	R. Smith, vs. Atlanta, 10/31/04 (6/208); Sharpe, at Kansas City, 10/20/02 (0/214) (OT); Davis, at San Diego, 11/30/97 (178/36)

MOST TOTAL YARDS FROM SCRIMMAGE BY A ROOKIE (RUSHING AND RECEIVING)

Season	
1,872	Clinton Portis, 2002 (1,508/364)
1,656	Mike Anderson, 2000 (1,487/169)
1,484	Terrell Davis, 1995 (1,117/367)
1,318	Olandis Gary, 1999 (1,159/159)
1,307	Bobby Humphrey, 1989 (1,151/156)

Game	
256	Anderson, at New Orleans, 12/3/00 (251/5)
246	Portis, vs. Arizona, 12/29/02 (228/18)
209	Anderson, at Seattle, 11/26/00 (195/14)

MOST COMBINED YARDAGE (RUSHING/RECEIVING/RETURNS)

Career	
12,488	Rod Smith, 1995-2007 (348/11,389/751)
12,173	Floyd Little, 1967-75 (6,323/2,418/3,432)
10,081	Rick Upchurch, 1975-83 (349/4,369/5,363)
8,880	Terrell Davis, 1995-2002 (7,607/1,280/-7)
8,448	Shannon Sharpe, 1990-99, '02-03 (9/8,439/0)
7,455	Vance Johnson, 1985-93, '95 (44/5,695/1,716)
6,895	Lionel Taylor, 1960-66 (20/6,872/3)
6,786	Sammy Winder, 1982-90 (5,427/1,302/57)
6,634	Otis Armstrong, 1973-80 (4,453/1,302/879)
6,221	Ed McCaffrey, 1995-2003 (21/6,200/0)

INDIVIDUAL RECORDS — OFFENSE / RUSHING

MOST COMBINED YARDAGE, CONT.

Season	
2,225	Terrell Davis, 1998 (2,008/217/0)
2,198	Otis Armstrong, 1974 (1,407/405/386)
2,080	Glyn Milburn, 1995 (266/191/1,623)
2,037	Terrell Davis, 1997 (1,750/287/0)
1,929	Rick Upchurch, 1975 (97/436/1,396)

Game	
*404	Milburn, vs. Seattle, 12/10/95 (131/45/228)
295	Little, vs. Buffalo, 11/24/68 (71/165/59)
284	Upchurch, vs. Kansas City, 9/21/75 (13/153/118)
256	Anderson, at New Orleans, 12/3/00 (251/5/0)

MOST COMBINED YARDAGE BY A ROOKIE (RUSHING/RECEIVING/RETURNS)

Season	
1,929	Rick Upchurch, 1975 (97/436/1,396)
1,872	Clinton Portis, 2002 (1,508/364/0)
1,829	Eddie Royal, 2008 (109/980/740)
1,656	Mike Anderson, 2000 (1,487/169/0)

Game	
284	Upchurch, vs. Kansas City, 9/21/75 (13/153/118)
256	Anderson, at New Orleans, 12/3/00 (251/5/0)
249	Royal, vs. Miami, 11/2/08 (0/69/180)
246	Portis, vs. Arizona, 12/29/02 (228/18/0)

RUSHING

MOST ATTEMPTS

Career	
1,655	Terrell Davis, 1995-2002
1,641	Floyd Little, 1967-75
1,495	Sammy Winder, 1982-90
1,023	Otis Armstrong, 1973-80
865	Mike Anderson, 2000-05
774	John Elway, 1983-98
699	Jon Keyworth, 1974-80
593	Bobby Humphrey, 1989-91
563	Clinton Portis, 2002-03
525	Tatum Bell, 2004-06, '08

Season	
392	Terrell Davis, 1998
369	Terrell Davis, 1997
345	Terrell Davis, 1996
297	Mike Anderson, 2000
296	Sammy Winder, 1984
294	Bobby Humphrey, 1989
290	Clinton Portis, 2003
288	Bobby Humphrey, 1990
284	Floyd Little, 1971
276	Olandis Gary, 1999

Game	
42	Davis, at Buffalo, 10/26/97 (OT)
38	Droughns, at Oakland, 10/17/04
38	Portis, vs. Cleveland, 12/14/03 (OT)
37	Anderson, at New Orleans, 12/3/00
37	Gary, vs. Green Bay, 10/17/99
34	Portis, at Oakland, 11/30/03
34	Davis, at Kansas City, 11/16/97
34	Humphrey, at Buffalo, 9/30/90
34	Winder, at L.A. Raiders, 10/28/84 (OT)

MOST ATTEMPTS BY A ROOKIE

Season	
297	Mike Anderson, 2000
294	Bobby Humphrey, 1989
276	Olandis Gary, 1999
273	Clinton Portis, 2002
237	Terrell Davis, 1995

Game	
37	Anderson, at New Orleans, 12/3/00
37	Gary, vs. Green Bay, 10/17/99
32	Anderson, at Oakland, 9/17/00

MOST RUSHING YARDS

Career	
7,607	Terrell Davis, 1995-2002
6,323	Floyd Little, 1967-75
5,427	Sammy Winder, 1982-90
4,453	Otis Armstrong, 1973-80
3,822	Mike Anderson, 2000-05
3,407	John Elway, 1983-98
3,099	Clinton Portis, 2002-03
2,653	Jon Keyworth, 1974-80
2,591	Tatum Bell, 2004-06, '08
2,386	Bobby Humphrey, 1989-91

Season	
2,008	Terrell Davis, 1998
1,750	Terrell Davis, 1997
1,591	Clinton Portis, 2003
1,538	Terrell Davis, 1996
1,508	Clinton Portis, 2002
1,487	Mike Anderson, 2000
1,407	Otis Armstrong, 1974
1,240	Reuben Droughns, 2004
1,202	Bobby Humphrey, 1990
1,159	Olandis Gary, 1999

Game	
251	Anderson, at New Orleans, 12/3/00
228	Portis, vs. Arizona, 12/29/02
218	Portis, vs. Kansas City, 12/7/03
215	Davis, vs. Cincinnati, 9/21/97
208	Davis, at Seattle, 10/11/98
207	Davis, at Buffalo, 10/26/97 (OT)
195	Anderson, at Seattle, 11/26/00
194	Davis, vs. Baltimore, 10/20/96
193	Droughns, vs. Carolina, 10/10/04
191	Davis, vs. Dallas, 9/13/98

MOST RUSHING YARDS BY A ROOKIE

Season	
1,508	Clinton Portis, 2002
1,487	Mike Anderson, 2000
1,159	Olandis Gary, 1999
1,151	Bobby Humphrey, 1989
1,117	Terrell Davis, 1995

Game	
251	Anderson, at New Orleans, 12/3/00
228	Portis, vs. Arizona, 12/29/02
195	Anderson, at Seattle, 11/26/00
187	Anderson, at Oakland, 9/17/00
185	Gary, at Detroit, 12/25/99

HIGHEST RUSHING AVERAGE

Career (min. 100 carries)	
5.50	Clinton Portis, 2002-03 (563-3,099)
5.13	Selvin Young, 2007-08 (201-1,032)
4.94	Tatum Bell, 2004-06, '08 (525-2,591)
4.81	Vaughn Hebron, 1996-98 (107-515)
4.60	Terrell Davis, 1995-2002 (1,655-7,607)
4.44	Gerald Willhite, 1982-88 (380-1,688)
4.44	Reuben Droughns, 2002-04 (285-1,265)
4.42	Mike Anderson, 2000-05 (865-3,822)
4.40	John Elway, 1983-98 (774-3,407)
4.39	Joe Dawkins, 1971-73 (216-949)

SEASON (min. 100 carries)

5.52	Clinton Portis, 2002 (273-1,508)
5.49	Clinton Portis, 2003 (290-1,591)
5.35	Otis Armstrong, 1974 (263-1,407)
5.32	Tatum Bell, 2005 (173-921)
5.21	Selvin Young, 2007 (140-729)
5.12	Terrell Davis, 1998 (392-2,008)
5.01	Mike Anderson, 2000 (297-1,487)
4.99	Floyd Little, 1969 (146-729)
4.74	Terrell Davis, 1997 (369-1,750)
4.71	Terrell Davis, 1995 (237-1,117)

INDIVIDUAL RECORDS — RUSHING / PASSING

HIGHEST RUSHING AVERAGE, CONT.

Game (min. 8 rushes)

12.25	Green, vs. Houston, 10/18/92 (8-98)
11.79	Portis, vs. Chicago, 11/23/03 (14-165)
11.00	Rolle, vs. Oakland, 10/2/60 (9-99)
10.75	T. Bell, at San Diego, 12/28/08 (8-86)
10.75	Portis, at San Diego, 9/14/03 (12-129)
10.58	T. Bell, vs. Washington, 10/9/05 (12-127)
10.38	Joe, at Boston, 10/18/63 (8-83)
10.33	Dawkins, at Kansas City, 10/7/73 (9-93)
10.13	Young, at Indianapolis, 9/30/07 (8-81)
10.00	Weese, at Chicago, 12/12/76 (12-120)

HIGHEST RUSHING AVERAGE BY A ROOKIE

Season (min. 100 carries)

5.52	Clinton Portis, 2002 (273-1,508)
5.21	Selvin Young, 2007 (140-729)
5.01	Mike Anderson, 2000 (297-1,487)
4.71	Terrell Davis, 1995 (237-1,117)
4.31	Mike Bell, 2006 (157-677)

Game (min. 8 rushes)

10.38	Joe, at Boston, 10/18/63 (8-83)
10.13	Young, at Indianapolis, 9/30/07 (8-81)
9.87	Keyworth, at Oakland, 11/24/74 (15-148)

MOST RUSHING TOUCHDOWNS

Career

60	Terrell Davis, 1995-2002
43	Floyd Little, 1967-75
39	Sammy Winder, 1982-90
36	Mike Anderson, 2000-05
33	John Elway, 1983-98
29	Clinton Portis, 2002-03
25	Otis Armstrong, 1973-80
22	Jon Keyworth, 1973-80
17	Gerald Willhite, 1982-88
15	Tatum Bell, 2004-06, '08

Season

21	Terrell Davis, 1998
15	Clinton Portis, 2002
15	Mike Anderson, 2000
15	Terrell Davis, 1997
14	Clinton Portis, 2003
13	Terrell Davis, 1996
12	Mike Anderson, 2005
12	Floyd Little, 1973
10	Jon Keyworth, 1974
9	Leonard Russell, 1994
9	Sammy Winder, 1986
9	Otis Armstrong, 1974
9	Floyd Little, 1972

Game

5	Portis, vs. Kansas City, 12/7/03
4	Anderson, at New Orleans, 12/3/00
3	11 times (last: T. Bell, at San Diego, 12/31/05)

MOST RUSHING TOUCHDOWNS BY A ROOKIE

Season

15	Clinton Portis, 2002
15	Mike Anderson, 2000
10	Jon Keyworth, 1974
8	Mike Bell, 2006
7	Olandis Gary, 1999
7	Terrell Davis, 1995
7	Bobby Humphrey, 1989

Game

4	Anderson, at New Orleans, 12/3/00
3	Portis, vs. Kansas City, 12/15/02
3	Keyworth, vs. Kansas City, 11/18/74

MOST CONSECUTIVE GAMES SCORING BY RUSH

8	Terrell Davis, 1998
6	Terrell Davis, 1997-98 (last four, first two)
5	Mike Anderson, 2005
5	Terrell Davis, 1997
5	Sammy Winder, 1985

LONGEST SCORING RUN

82	Gene Mingo, vs. Oakland, 10/5/62
80	Mike Anderson, at Seattle, 11/26/00
80	Floyd Little, at San Francisco, 10/25/70
72	Javon Walker, at Pittsburgh, 11/5/06
72	Joe Dawkins, at Kansas City, 10/7/73
71	Terrell Davis, vs. Baltimore, 10/20/96
68	Billy Joe, at Boston, 10/18/63
67	Tatum Bell, vs. Philadelphia, 10/30/05
67	Gaston Green, vs. Houston, 10/18/92
66	Billy Van Heusen, vs Houston, 9/17/72

LONGEST SCORING RUN BY A ROOKIE

80	Mike Anderson, at Seattle, 11/26/00
68	Billy Joe, at Boston, 10/18/63
60	Terrell Davis, at Houston, 11/26/95

LONGEST NON-SCORING RUN

71	Eddie Royal, vs. Buffalo, 12/21/08
71	Olandis Gary, vs. Seattle, 12/19/99
70	Terrell Davis, at Seattle, 10/11/98
68	Tatum Bell, vs. New England, 10/16/05
68	Henry Bell, vs. Los Angeles, 10/16/60
63	Jim Krieg, vs. San Diego, 12/10/72
63	Bob Scarpitto, at San Diego, 10/30/66
62	Lonnie Perrin, vs. Baltimore, 11/27/77
60	Olandis Gary, at New England, 10/24/99
59	Clinton Portis, vs. Chicago, 11/23/03
59	Clinton Portis, vs. Arizona, 12/29/02

LONGEST NON-SCORING RUN BY A ROOKIE

71	Eddie Royal, vs. Buffalo, 12/21/08
71	Olandis Gary, vs. Seattle, 12/19/99
68	Henry Bell, vs. Los Angeles, 10/16/60
63	Jim Krieg, vs. San Diego, 12/10/72

PASSING

WINNING PERCENTAGE AS A STARTING QUARTERBACK

(min. 25 starts)

39-15 (.722)	Jake Plummer, 2003-06
148-82-1 (.643)	John Elway, 1983-98
41-23 (.641)	Craig Morton, 1977-82
27-24 (.529)	Brian Griese, 1998-2002
20-18-3 (.524)	Charley Johnson, 1972-75
17-20 (.459)	Jay Cutler, 2006-08
14-17 (.452)	Steve Ramsey, 1971-76
13-25-1 (.346)	Frank Tripucka, 1960-63
10-21-1 (.328)	Steve Tensi, 1967-70

MOST PASSING YARDS

Career

51,475	John Elway, 1983-98
11,895	Craig Morton, 1977-82
11,763	Brian Griese, 1998-2002
11,631	Jake Plummer, 2003-06
9,024	Jay Cutler, 2006-08
7,676	Frank Tripucka, 1960-63
7,238	Charley Johnson, 1972-75
6,437	Steve Ramsey, 1971-76
5,153	Steve Tensi, 1967-70
3,819	Steve DeBerg, 1981-83

Season

4,526	Jay Cutler, 2008
4,089	Jake Plummer, 2004
4,030	John Elway, 1993
3,970	John Elway, 1995
3,891	John Elway, 1985
3,635	John Elway, 1997
3,526	John Elway, 1990
3,497	Jay Cutler, 2007
3,490	John Elway, 1994
3,485	John Elway, 1986

INDIVIDUAL RECORDS — PASSING

MOST PASSING YARDS, CONT.

Game

499	Plummer, vs. Atlanta, 10/31/04 (31-55)
462	Frerotte, vs. San Diego, 11/19/00 (36-58)
447	Cutler, at Cleveland, 11/6/08 (24-42)
447	Tripucka, at Buffalo, 9/15/62 (29-56)
445	C. Johnson, vs. Kansas City, 11/18/74 (28-42)
432	Elway, at Seattle, 12/20/85 (24-42)
400	Elway, vs. Kansas City, 12/6/98 (22-32)
382	Elway, vs. Atlanta, 11/20/94 (27-42)
376	Griese, at Kansas City, 10/20/02 (30-50) (OT)
376	Tripucka, vs. San Diego, 9/7/62 (28-47)

MOST PASSING YARDS BY A ROOKIE

Season

1,689	Mickey Slaughter, 1963
1,663	John Elway, 1983
1,589	Marlin Briscoe, 1968
1,001	Jay Cutler, 2006
757	Tommy Maddox, 1992

Game

345	Elway, vs. Baltimore, 12/11/83 (23-34)
335	Briscoe, vs. Buffalo, 11/24/68 (12-29)

MOST ATTEMPTS

Career

7,250	John Elway, 1983-98
1,678	Brian Griese, 1998-2002
1,596	Jake Plummer, 2003-06
1,594	Craig Morton, 1977-82
1,277	Frank Tripucka, 1960-63
1,220	Jay Cutler, 2006-08
970	Charley Johnson, 1972-75
919	Steve Ramsey, 1971-76
810	Steve Tensi, 1967-70
584	Mickey Slaughter, 1963-66

Season

616	Jay Cutler, 2008
605	John Elway, 1985
551	John Elway, 1993
542	John Elway, 1995
521	Jake Plummer, 2004
504	John Elway, 1986
502	John Elway, 1997
502	John Elway, 1990
496	John Elway, 1988
494	John Elway, 1994

Game

59	Elway, at Green Bay, 10/10/93
58	Frerotte, vs. San Diego, 11/19/00
56	Tripucka, at Buffalo, 9/15/62
55	Plummer, vs. Atlanta, 10/31/04
53	Griese, at Baltimore, 9/30/02
53	Slaughter, at Houston, 12/20/64
52	Tripucka, at Houston, 11/20/60
52	Tripucka, vs. Houston, 11/6/60
50	Cutler, vs. San Diego, 9/14/08
50	Griese, at Kansas City, 10/20/02 (OT)
50	Griese, vs. New England, 10/1/00
50	Elway, vs. San Diego, 11/17/85 (OT)

MOST ATTEMPTS BY A ROOKIE

Season

259	John Elway, 1983
224	Marlin Briscoe, 1968
223	Mickey Slaughter, 1963
137	Jay Cutler, 2006
121	Tommy Maddox, 1992

Game

44	Elway, vs. Baltimore, 12/11/83
34	Elway, at Kansas City, 12/18/83
33	Elway, vs. Philadelphia, 9/18/83
32	Cutler, vs. San Francisco, 12/31/06 (OT)
31	Cutler, at Arizona, 12/17/06
31	Elway, at L.A. Raiders, 11/13/83

MOST COMPLETIONS

Career

4,123	John Elway, 1983-98
1,044	Brian Griese, 1998-2002
944	Jake Plummer, 2003-06
907	Craig Morton, 1977-82
762	Jay Cutler, 2006-08
662	Frank Tripucka, 1960-63
517	Charley Johnson, 1972-75
456	Steve Ramsey, 1971-76
348	Steve Tensi, 1967-70
314	Steve DeBerg, 1981-83

Season

384	Jay Cutler, 2008
348	John Elway, 1993
327	John Elway, 1985
316	John Elway, 1995
307	John Elway, 1994
303	Jake Plummer, 2004
297	Jay Cutler, 2007
294	John Elway, 1990
291	Brian Griese, 2002
287	John Elway, 1996

Game

36	Cutler, vs. San Diego, 9/14/08
36	Frerotte, vs. San Diego, 11/19/00
36	Elway, vs. San Diego, 9/4/94
35	Griese, at Baltimore, 9/30/02
34	Griese, vs. Oakland, 11/11/02
34	Slaughter, at Houston, 12/20/64
33	Cutler, at San Diego, 12/28/08
33	Elway, at Green Bay, 10/10/93
32	Cutler, vs. Kansas City, 12/7/08
32	Elway, vs. San Diego, 10/6/96

MOST COMPLETIONS BY A ROOKIE

Season

123	John Elway, 1983
112	Mickey Slaughter, 1963
93	Marlin Briscoe, 1968
81	Jay Cutler, 2006
66	Tommy Maddox, 1992

Game

23	Elway, vs. Baltimore, 12/11/83
21	Cutler, vs. San Francisco, 12/31/06 (OT)
21	Cutler, at Arizona, 12/17/06
18	Maddox, at L.A. Raiders, 11/22/92
18	Elway, vs. Philadelphia, 9/18/83

HIGHEST COMPLETION PERCENTAGE

Career (min. 100 passes)

.626	Hugh Millen, 1994-95 (107-171)
.625	Jay Cutler, 2006-08 (762-1,220)
.622	Brian Griese, 1998-2002 (1,044-1,678)
.600	Gus Frerotte, 2000-01 (168-280)
.600	Bubby Brister, 1997-99 (96-160)
.591	Jake Plummer, 2003-06 (944-1,596)
.581	Gary Kubiak, 1983-91 (173-298)
.575	Steve DeBerg, 1981-83 (314-546)
.570	Norris Weese, 1976-79 (143-251)
.569	Craig Morton, 1977-82 (907-1,594)
.569	John Elway, 1983-98 (4,123-7,250)

Season (min. 50 passes)

.667	Brian Griese, 2002 (291-436)
.643	Brian Griese, 2000 (216-336)
.636	Jay Cutler, 2007 (297-467)
.632	Norris Weese, 1978 (55-87)
.632	John Elway, 1993 (348-551)
.626	Jake Plummer, 2003 (189-302)
.623	Jay Cutler, 2008 (384-616)
.623	Gary Kubiak, 1988 (43-69)
.621	John Elway, 1994 (307-494)
.618	Hugh Millen, 1994 (81-131)

INDIVIDUAL RECORDS — PASSING

HIGHEST COMPLETION PERCENTAGE, CONT.

Game (min. 10 passes)	Player	Year	Opponent
.944	Morton, vs. San Diego, 9/27/81 (17-18)		
.917	Elway, at L.A. Raiders, 11/2/86 (11-12)		
.864	Morton, vs. Kansas City, 12/20/78 (19-22)		
.842	Elway, vs. Minnesota, 11/18/84 (16-19)		
.833	Ramsey, vs. Cleveland, 10/19/75 (10-12)		
.826	Millen, at San Francisco, 12/17/94 (19-23)		
.824	Plummer, at Indianapolis, 12/21/03 (14-17)		
.818	Elway, at Kansas City, 12/4/94 (18-22) (OT)		
.818	DeBerg, at Baltimore, 9/11/83 (9-11)		
.808	Plummer, at Tennessee, 12/25/04 (21-26)		

HIGHEST COMPLETION PERCENTAGE BY A ROOKIE

Season (min. 50 passes)	Player	Year
.591	Jay Cutler, 2006 (81-137)	
.540	Tommy Maddox, 1992 (66-121)	
.502	Mickey Slaughter, 1963 (112-223)	
.475	John Elway, 1983 (123-259)	
.415	Marlin Briscoe, 1968 (93-224)	

MOST TOUCHDOWN PASSES

Career	Player	Year
300	John Elway, 1983-98	
74	Craig Morton, 1977-82	
71	Jake Plummer, 2003-06	
71	Brian Griese, 1998-200	
54	Jay Cutler, 2006-08	
52	Charley Johnson, 1972-75	
51	Frank Tripucka, 1960-63	
38	Steve Tensi, 1967-70	
35	Steve Ramsey, 1971-76	
23	Mickey Slaughter, 1963-66	

Season	Player	Year
27	Jake Plummer, 2004	
27	John Elway, 1997	
26	John Elway, 1996	
26	John Elway, 1995	
25	Jay Cutler, 2008	
25	John Elway, 1993	
24	Frank Tripucka, 1960	
23	Brian Griese, 2001	
22	John Elway, 1998	
22	John Elway, 1985	

Game	Player	Year
5	Frerotte, vs. San Diego, 11/19/00	
5	Elway, vs. Minnesota, 11/18/84	
5	Tripucka, vs. Buffalo, 10/28/62	
4	21 times (last: Cutler, vs. San Diego, 9/14/08)	

MOST TOUCHDOWN PASSES BY A ROOKIE

Season	Player	Year
14	Marlin Briscoe, 1968	
13	Mickey Slaughter, 1963	
9	Jay Cutler, 2006	
7	John Elway, 1983	
5	Tommy Maddox, 1992	

Game	Player	Year
4	Elway, vs. Baltimore, 12/11/83	
4	Briscoe, vs. Buffalo, 11/24/68	
3	Maddox, vs. Dallas, 12/6/92; Briscoe, vs. San Diego, 12/1/68; Briscoe, at San Diego, 10/20/68	

MOST INTERCEPTIONS THROWN

Career	Player	Year
226	John Elway, 1983-98	
85	Frank Tripucka, 1960-63	
65	Craig Morton, 1977-82	
58	Steve Ramsey, 1971-76	
53	Brian Griese, 1998-2002	
52	Charley Johnson, 1972-75	
47	Jake Plummer, 2003-06	
45	Steve Tensi, 1967-70	
38	Mickey Slaughter, 1963-66	
37	Jay Cutler, 2006-08	

Season	Player	Year
34	Frank Tripucka, 1960	
25	Frank Tripucka, 1962	
23	John Elway, 1985	
22	George Herring, 1961	
21	Frank Tripucka, 1961	
20	Jake Plummer, 2004	
20	Jacky Lee, 1964	
19	Brian Griese, 2001	
19	John Elway, 1988	
19	Craig Morton, 1979	

Game	Player	Year
6	Horn, at Green Bay, 9/26/71	
6	Herring, at Houston, 11/26/61	
5	8 times (last: Elway, vs. Kansas City, 12/14/85)	

MOST INTERCEPTIONS THROWN BY A ROOKIE

Season	Player	Year
15	Mickey Slaughter, 1963	
14	John Elway, 1983	
13	Marlin Briscoe, 1968	
9	Tommy Maddox, 1992	
5	Jay Cutler, 2006	

Game	Player	Year
5	Slaughter, vs. Houston, 10/13/63	
4	Maddox, vs. Dallas, 12/6/92	
4	Elway, at Kansas City, 12/18/83	

BEST INTERCEPTION AVOIDANCE PERCENTAGE

Career (min. 100 passes)	Player	Year
.018	Hugh Millen, 1994-95 (3-171)	
.029	Gus Frerotte, 2000-01 (8-280)	
.029	Jake Plummer, 2003-06 (47-1,596)	
.030	Jay Cutler, 2006-08 (37-1,220)	
.031	John Elway, 1983-98 (226-7,250)	
.032	Brian Griese, 1998-2002 (53-1,678)	
.035	Ken Karcher, 1987-88 (4-114)	
.038	Bubby Brister, 1997-99 (6-160)	
.041	Craig Morton, 1977-82 (65-1,594)	
.043	Don Breaux, 1963 (6-138)	

Season (min. 50 passes)	Player	Year
.012	Brian Griese, 2000 (4-336)	
.012	Chris Miller, 1999 (1-81)	
.013	Gary Kubiak, 1984 (1-75)	
.015	Jake Plummer, 2005 (7-456)	
.018	John Elway, 1993 (10-551)	
.020	John Elway, 1994 (10-494)	
.022	John Elway, 1997 (11-502)	
.023	Bubby Brister, 1998 (3-131)	
.023	Hugh Millen, 1994 (3-131)	
.023	Jake Plummer, 2003 (7-302)	

HIGHEST AVERAGE GAIN PER ATTEMPT

Career (min. 100 passes)	Player	Year
7.52	Norris Weese, 1976-79 (251-1,887)	
7.46	Craig Morton, 1977-82 (1,594-11,895)	
7.46	Charley Johnson, 1972-75 (970-7,238)	
7.44	Gus Frerotte, 2000-01 (280-2,084)	
7.40	Jay Cutler, 2006-08 (1,220-9,024)	
7.30	Steve Beuerlein, 2002-03 (180-1,314)	
7.29	Jake Plummer, 2003-06 (1,596-11,631)	
7.12	George Shaw, 1962 (110-783)	
7.10	John Elway, 1983-98 (7,250-51,475)	
7.09	Marlin Briscoe, 1968 (224-1,589)	

Season (min. 50 passes)	Player	Year
8.65	Jacky Lee, 1965 (80-692)	
8.50	Craig Morton, 1981 (376-3,195)	
8.31	Norris Weese, 1978 (87-723)	
8.07	Charley Johnson, 1974 (244-1,969)	
8.00	Brian Griese, 2000 (336-2,688)	
7.91	Steve Beuerlein, 2002 (117-925)	
7.88	John Elway, 1998 (356-2,806)	
7.85	Jake Plummer, 2004 (521-4,089)	
7.84	Steve Ramsey, 1974 (74-580)	
7.80	John Elway, 1987 (410-3,198)	

INDIVIDUAL RECORDS — PASSING

HIGHEST AVERAGE GAIN PER ATTEMPT, CONT.

Game (min. 12 passes)	Player	Year
17.11	Morton, vs. San Diego, 9/27/81 (18-308)	
16.45	Johnson, vs. Kansas City, 9/21/75 (20-329)	
15.70	Morton, vs. Detroit, 10/11/81 (18-283)	
14.00	Plummer, at Indianapolis, 12/21/03 (17-238)	
13.41	Weese, vs. Pittsburgh, 12/16/78 (17-228)	

HIGHEST AVERAGE GAIN PER ATTEMPT BY A ROOKIE

Season (min. 50 passes)	Player	Year
7.57	Mickey Slaughter, 1963 (223-1,689)	
7.31	Jay Cutler, 2006 (137-1,001)	
7.09	Marlin Briscoe, 1968 (224-1,589)	
6.42	John Elway, 1983 (259-1,663)	
6.26	Tommy Maddox, 1992 (121-757)	

HIGHEST AVERAGE GAIN PER COMPLETION

Career (min. 100 passes)	Player	Year
17.09	Marlin Briscoe, 1968 (93-1,589)	
15.98	George Shaw, 1962 (49-783)	
14.81	Steve Tensi, 1967-70 (348-5,153)	
14.12	Steve Ramsey, 1971-76 (456-6,437)	
14.00	Charley Johnson, 1972-75 (517-7,238)	
13.54	Max Choboian, 1966 (82-1,110)	
13.48	John McCormick, 1963-68 (207-2,791)	
13.36	Don Breaux, 1963 (70-935)	
13.20	Norris Weese, 1976-79 (143-1,887)	
13.11	Craig Morton, 1977-82 (907-11,895)	

Season (min. 50 passes)	Player	Year
17.94	John Hufnagel, 1975 (16-287)	
17.09	Marlin Briscoe, 1968 (93-1,589)	
16.15	Steve Ramsey, 1972 (65-1,050)	
15.98	George Shaw, 1962 (49-783)	
15.73	Jacky Lee, 1965 (44-692)	
15.71	Charley Johnson, 1975 (65-1,021)	
15.19	Steve Tensi, 1969 (131-1,990)	
15.09	Steve Ramsey, 1976 (128-1,931)	
15.08	Mickey Slaughter, 1963 (112-1,689)	
14.89	John McCormick, 1963 (28-417)	

Game (min. 12 passes)	Player	Year
33.64	Lee, at Oakland, 12/5/65 (11-370)	
33.00	Elway, at Cleveland, 10/1/89 (6-198)	
27.92	Briscoe, vs. Buffalo, 11/24/68 (12-335)	
27.42	Johnson, vs. Kansas City, 9/21/75 (12-329)	

HIGHEST PASSER RATING

Career (min. 100 passes)	Player	Year
87.1	Jay Cutler, 2006-08 (1,220 att.)	
86.5	Bubby Brister, 1997-99 (160 att.)	
85.5	Gus Frerotte, 2000-01 (280 att.)	
84.3	Jake Plummer, 2003-06 (1,596 att.)	
84.1	Brian Griese, 1998-2002 (1,678 att.)	
79.9	John Elway, 1983-98 (7,250 att.)	
79.3	Hugh Millen, 1994-95 (171 att.)	
79.1	Craig Morton, 1977-82 (1,594 att.)	
78.0	Ken Karcher, 1987-88 (114 att.)	
74.3	Steve DeBerg, 1981-83 (546 att.)	

Season (min. 50 passes)	Player	Year
102.9	Brian Griese, 2000 (336 att.)	
99.0	Bubby Brister, 1998 (131 att.)	
93.0	John Elway, 1998 (356 att.)	
92.8	John Elway, 1993 (551 att.)	
91.2	Jake Plummer, 2003 (302 att.)	
90.5	Craig Morton, 1981 (376 att.)	
90.2	Jake Plummer, 2005 (456 att.)	
90.1	Gary Kubiak, 1988 (69 att.)	
89.2	John Elway, 1996 (466 att.)	
89.2	Jacky Lee, 1965 (80 att.)	

HIGHEST PASSER RATING BY A ROOKIE

Season (min. 50 passes)	Player	Year
88.5	Jay Cutler, 2006	
66.9	Mickey Slaughter, 1963	
62.9	Marlin Briscoe, 1968	

MOST CONSECUTIVE GAMES WITH A TOUCHDOWN PASS	Player	Year
23	Griese, 2001-02 (15 games in 2001; did not play in one game, first eight of 2002)	
15	Elway, 1995-96 (last 12 games of 1995, first three of 1996)	

13	Elway, 1985-86 (last 7 games of 1985, first 6 of 1986)
12	Elway, 1992-93 (last game of 1992, first 11 games of 1993)
11	Cutler, 2007-08 (last game of 2007, first 10 games of 2008)
10	Elway, 1996 (5th through 15th; did not play in one game)
10	Johnson, 1973-74 (last 8 games of 1973, first 2 games of 1974)
9	6 times (last: Cutler, 2006-07 (last 5 games of 2006, first 4 games of 2007))

MOST CONSECUTIVE COMPLETIONS

20	Millen, last 7 at L.A. Raiders, 12/11/94 and first 13 at S.F., 12/17/94
18	DeBerg, at L.A. Rams (17), 12/12/82 and vs. Kansas City (1), 12/19/82
17	Griese, at Arizona, 9/23/01
16	Plummer, vs. Detroit, 9/28/03 and Morton, vs. Kansas City, 12/10/78
14	Elway, vs. Seattle (5), 11/2/97 and vs. Carolina (9), 11/9/97
12	Griese, at San Diego, 10/8/00
11	Cutler, vs. Kansas City, 12/7/08; Cutler, vs. Minnesota, 12/30/07; Cutler, vs. Jacksonville, 9/23/07; Plummer, at Oakland, 11/12/06; Plummer, at Jacksonville, 10/2/05; Griese, vs. N.Y. Giants, 9/10/01; Griese, vs. Oakland, 11/13/00; Elway, vs. L.A. Raiders, 11/2/86; Elway, vs. Kansas City (8), 12/14/85 and at Seattle (3), 12/20/85; Morton, vs. San Diego, 9/27/81; Tensi, at San Diego, 11/23/69

MOST CONSECUTIVE PASSES WITHOUT AN INTERCEPTION

229	Plummer, 2005 (2nd through 11th)
190	Elway, 1997 (8th through 14th)
136	Elway, 1990-91 (15th game in 1990 through 4th game in 1991)

LONGEST SCORING PASS

97	George Shaw to Jerry Tarr, at Boston, 9/21/62
96	Frank Tripucka to Al Frazier, at Buffalo, 9/15/62
95	Craig Morton to Steve Watson, vs. Detroit, 10/11/81
93	Jay Cutler to Eddie Royal, at Cleveland, 11/6/08
93	Craig Morton to Steve Watson, vs. San Diego, 9/27/81
90	Charley Johnson to Rick Upchurch, vs. San Diego, 9/21/75
90	John McCormick to Bob Scarpitto, vs. Houston, 10/17/65
87	Frank Tripucka to Al Frazier, vs. San Diego, 11/12/61
85	Jake Plummer to Rod Smith, vs. Oakland, 11/28/04
83	Jake Plummer to Javon Walker, at New England, 9/24/06

LONGEST NON-SCORING PASS

88	Brian Griese to Byron Chamberlain, vs. Green Bay, 10/17/99
86	John Elway to Vance Johnson, vs. L.A. Raiders, 9/26/88
86	Craig Morton to Steve Watson, vs. Kansas City, 12/6/81
78	John Elway to Rod Smith, vs. Kansas City, 8/31/97
76	Hugh Millen to Anthony Miller, vs. San Francisco, 12/17/94
74	Don Horn to Floyd Little, vs. Oakland, 10/10/71
74	Pete Liske to Billy Van Heusen, at New Orleans, 11/22/70
74	Mickey Slaughter to Bill Groman, at Buffalo, 11/9/63
73	John Elway to Steve Watson, at Seattle, 12/15/84

INDIVIDUAL RECORDS — PASSING / RECEIVING

LONGEST NON-SCORING PASS, CONT.

72	Jay Cutler to Tony Scheffler, at Oakland, 9/8/08;
	Jake Plummer to Rod Smith, vs. New England, 10/16/05; Rod Smith to Clinton Portis, at Kansas City, 10/5/03; Charley Johnson to Floyd Little, vs. San Diego, 10/29/74

LONGEST COMPLETION BY A ROOKIE

81	Arthur Marshall (WR) to Cedric Tillman, vs. Dallas, 12/6/92 (TD)
78	Gary Kubiak to Steve Watson, vs. Seattle, 11/20/83 (TD)
74	Mickey Slaughter to Bill Groman, at Buffalo, 11/9/63
71	Jay Cutler to Brandon Marshall, vs. Seattle, 12/3/06 (TD)

RECEIVING

MOST RECEPTIONS

Career

849	Rod Smith, 1995-2007
675	Shannon Sharpe, 1990-99, '02-03
543	Lionel Taylor, 1960-66
462	Ed McCaffrey, 1995-2003
415	Vance Johnson, 1985-93, '95
396	Riley Odoms, 1972-83
353	Steve Watson, 1979-87
302	Haven Moses, 1972-81
276	Mark Jackson, 1986-92
267	Rick Upchurch, 1975-83

Season

113	Rod Smith, 2001
104	Brandon Marshall, 2008
102	Brandon Marshall, 2007
101	Ed McCaffrey, 2000
100	Rod Smith, 2000
100	Lionel Taylor, 1961
92	Lionel Taylor, 1960
91	Eddie Royal, 2008
89	Rod Smith, 2002
87	Shannon Sharpe, 1994

Game

18	B. Marshall, vs. San Diego, 9/14/08
14	R. Smith, at Arizona, 9/23/01
13	R. Smith, vs. New England, 10/1/00
13	Sharpe, vs. San Diego, 10/6/96
13	B. Anderson, vs. Chicago, 9/30/73
13	Taylor, vs. Oakland, 11/29/64
12	Sharpe, at Kansas City, 10/20/02 (OT)
12	Taylor, at Boston, 9/21/62
11	Royal, at San Diego, 12/28/08; B. Marshall, vs. Kansas City, 12/7/08; B. Marshall, at Houston, 12/13/07; R. Smith, at Buffalo, 12/17/05; R. Smith, vs. San Diego, 11/19/00; Taylor, vs. Oakland, 11/21/65; Scarpitto, at Houston, 12/20/64; Taylor, at N.Y. Titans, 9/24/61; Taylor, vs. N.Y. Titans, 12/4/60

MOST RECEPTIONS BY A ROOKIE

Season

91	Eddie Royal, 2008
51	Vance Johnson, 1985
49	Terrell Davis, 1995
38	Mark Jackson, 1986
38	Glyn Milburn, 1993

Game

11	Royal, at San Diego, 12/28/08
9	Royal, at New England, 10/20/08
9	Royal, at Kansas City, 9/28/08
9	Royal, at Oakland, 9/8/08
8	Lelie, vs. Oakland, 11/11/02
8	Milburn, at Kansas City, 9/20/93

MOST RECEIVING YARDS

Career

11,389	Rod Smith, 1995-2007
8,439	Shannon Sharpe, 1990-99, '02-03
6,872	Lionel Taylor, 1960-66
6,200	Ed McCaffrey, 1995-2003
6,112	Steve Watson, 1979-87

5,755	Riley Odoms, 1972-83
5,695	Vance Johnson, 1985-93, '95
5,450	Haven Moses, 1972-81
4,746	Mark Jackson, 1986-92
4,369	Rick Upchurch, 1975-83

Season

1,602	Rod Smith, 2000
1,343	Rod Smith, 2001
1,325	Brandon Marshall, 2007
1,317	Ed McCaffrey, 2000
1,265	Brandon Marshall, 2008
1,244	Steve Watson, 1981
1,235	Lionel Taylor, 1960
1,222	Rod Smith, 1998
1,180	Rod Smith, 1997
1,176	Lionel Taylor, 1961

Game

214	Sharpe, at Kansas City, 10/20/02 (OT)
208	R. Smith, vs. Atlanta, 10/31/04
199	Taylor, vs. Buffalo, 11/27/60
187	R. Smith, vs. San Diego, 11/19/00
183	Watson, at L.A. Rams, 12/12/82
182	Watson, vs. Detroit, 10/11/81
180	Sharpe, vs. Buffalo, 9/3/95
178	Watson, vs. San Diego, 9/27/81
175	Tillman, vs. Atlanta, 11/20/94
174	Sharpe, vs. Carolina, 11/9/97

MOST RECEIVING YARDS BY A ROOKIE

Season

980	Eddie Royal, 2008
738	Mark Jackson, 1986
721	Vance Johnson, 1985
525	Ashley Lelie, 2002
493	Arthur Marshall, 1992

Game

164	Royal, at Cleveland, 11/6/08
153	Upchurch, vs. Kansas City, 9/21/75
152	Tarr, at Boston, 9/21/62
146	Royal, at Oakland, 9/8/08
134	A. Marshall, vs. N.Y. Jets, 11/8/92

MOST TOUCHDOWN RECEPTIONS

Career

68	Rod Smith, 1995-2007
55	Shannon Sharpe, 1990-99, '02-03
46	Ed McCaffrey, 1995-2003
44	Haven Moses, 1972-81
44	Lionel Taylor, 1960-66
41	Riley Odoms, 1972-81
37	Vance Johnson, 1985-93, '95
36	Steve Watson, 1979-87
32	Al Denson, 1964-70
24	Mark Jackson, 1986-92
24	Rick Upchurch, 1975-83
24	Bob Scarpitto, 1962-67

Season

14	Anthony Miller, 1995
13	Steve Watson, 1981
12	Rod Smith, 1997
12	Lionel Taylor, 1960
11	Rod Smith, 2001
11	Al Denson, 1967
10	Ed McCaffrey, 1998
10	Shannon Sharpe, 1998
10	Shannon Sharpe, 1996
10	Al Denson, 1969
10	Lionel Taylor, 1963

Game

3	Sharpe, vs. San Diego, 11/16/03
3	R. Smith, vs. Cleveland, 10/15/00
3	McCaffrey, vs. Miami, 9/13/99
3	McCaffrey, vs. Baltimore, 10/20/96
3	Sharpe, vs. San Diego, 10/6/96
3	Miller, at Dallas, 9/10/95

INDIVIDUAL RECORDS — RECEIVING / PUNTING

MOST TOUCHDOWN RECEPTIONS, GAME, CONT.

3	Sharpe, vs. Kansas City, 12/12/93
3	Watson, vs. Baltimore, 9/20/81
3	Moses, at Houston, 10/14/73
3	Scarpitto, at Buffalo, 12/18/66
3	Taylor, vs. Buffalo, 11/27/60

MOST TOUCHDOWN RECEPTIONS BY A ROOKIE

Season

5	Eddie Royal, 2008
4	Tony Scheffler, 2006
4	Rick Massie, 1987
3	Glyn Milburn, 1993
3	Melvin Bratton, 1989
3	Vance Johnson, 1985
3	Clarence Kay, 1984
3	Clint Sampson, 1983
3	Billy Van Heusen, 1968

Game

2	Scheffler, at San Diego, 12/10/06
2	Sampson, vs. Cleveland, 12/4/83
1	Many (last: Royal, at N.Y. Jets, 11/30/08)

HIGHEST AVERAGE GAIN PER RECEPTION

Career (min. 50 receptions)

20.5	Bill Van Heusen, 1968-76 (82-1,684)
18.0	Haven Moses, 1972-81 (302-5,450)
17.9	Ashley Lelie, 2002-05 (168-3,007)
17.4	Al Frazier, 1961-63 (58-1,010)
17.3	Steve Watson, 1979-1987 (353-6,112)
17.2	Mark Jackson, 1986-92 (276-4,746)
16.8	Bob Scarpitto, 1962-67 (145-2,439)
16.8	Mike Haffner, 1968-70 (59-991)
16.8	Jack Dolbin, 1975-79 (94-1,576)
16.7	Anthony Miller, 1994-96 (175-2,921)

Season (min. 20 receptions)

22.0	Bob Scarpitto, 1963 (21-463)
20.7	Steve Watson, 1981 (60-1,244)
20.3	Ricky Nattiel, 1987 (31-630)
20.1	Al Denson, 1966 (36-725)
20.1	Haven Moses, 1974 (37-744)
20.1	Ashley Lelie, 2004 (54-1,084)
20.0	Haven Moses, 1977 (27-539)
19.9	Haven Moses, 1976 (25-498)
19.5	Al Denson, 1967 (46-899)
19.4	Mark Jackson, 1986 (38-738)

Game (min. 4 receptions)

41.3	Little, vs. Buffalo, 11/24/68 (4-165)
38.0	Tarr, at Boston, 9/21/62 (4-152)
36.4	Watson, vs. Detroit, 10/11/81 (5-182)

HIGHEST AVERAGE GAIN PER RECEPTION BY A ROOKIE

Season (min. 20 receptions)

20.3	Ricky Nattiel, 1987 (31-630)
19.4	Mark Jackson, 1986 (38-738)
19.0	Arthur Marshall, 1992 (26-493)
17.2	Riley Odoms, 1972 (21-320)
15.5	Brandon Marshall, 2006 (20-309)

Game (min. 4 receptions)

29.5	Nattiel, at San Diego, 11/29/87 (4-118)
27.3	Royal, at Cleveland, 11/6/08 (6-164)
26.8	A. Marshall, vs. N.Y. Jets, 11/8/92 (5-134)
26.5	Lelie, at Oakland, 12/22/02 (4-106)
24.0	Johnson, at Atlanta, 9/22/85 (4-96)

MOST CONSECUTIVE GAMES WITH A TOUCHDOWN CATCH

6	Anthony Miller, 1995
6	Vance Johnson, 1987
6	Al Denson, 1969
6	Lionel Taylor, 1960-61 (last 4 games of 1960, first 2 of '61)
5	Steve Watson, 1981
4	Rick Upchurch, 1979
4	Riley Odoms, 1973
4	Al Denson, 1967
4	Bob Scarpitto, 1963

MOST CONSECUTIVE GAMES WITH A RECEPTION

124	Rod Smith, 1999-2006
68	Ed McCaffrey, 1997-2003
62	Lionel Taylor, 1960-64
60	Shannon Sharpe, 1995-99
49	Steve Watson, 1983-86
47	Mark Jackson, 1989-92
41	Anthony Miller, 1994-96
41	Riley Odoms, 1976-79
38	Brandon Marshall, 2006-08
36	Rod Smith, 1996-98

LONGEST RECEPTION BY A ROOKIE

97	Jerry Tarr (from George Shaw), at Boston, 9/21/62 (TD)
93	Eddie Royal (from Jay Cutler), at Cleveland, 11/6/08 (TD)
90	Rick Upchurch (from Charley Johnson), vs. Kansas City, 9/21/75 (TD)
82	Al Denson (from Jacky Lee), at Kansas City, 11/1/64 (TD)
81	Cedric Tillman (from Arthur Marshall), vs. Dallas, 12/6/92 (TD)

PUNTING

MOST PUNTS

Career

641	Tom Rouen, 1993-2002
574	Bill Van Heusen, 1968-76
377	Luke Prestridge, 1979-83
374	Mike Horan, 1986-92
248	Bob Scarpitto, 1962-67
218	Chris Norman, 1984-86
204	Jim Fraser, 1962-64
186	Bucky Dilts, 1977-78
150	George Herring, 1960-61
146	Micah Knorr, 2002-04

Season

105	Bob Scarpitto, 1967
96	Chris Norman, 1984
96	Bucky Dilts, 1978
92	Chris Norman, 1985
90	Bucky Dilts, 1977
89	Luke Prestridge, 1979
88	Bill Van Heusen, 1968
87	Luke Prestridge, 1983
87	Bill Van Heusen, 1970
86	Luke Prestridge, 1981

Game

12	Prestridge, at Buffalo, 10/25/81
12	Van Heusen, vs. Cincinnati, 10/6/68
12	Scarpitto, at Oakland, 9/19/67
11	Rodriguez, vs. Seattle, 11/30/92 (OT)
11	Norman, vs. Seattle, 10/20/85 (OT)
11	Scarpitto, vs. Oakland, 11/5/67
10	Prestridge, at Baltimore, 9/11/83
10	Prestridge, vs. L.A. Rams, 9/6/79
10	Dilts, at Oakland, 10/16/77
10	Van Heusen, at Cincinnati, 9/12/76
10	Janik, vs. Buffalo, 12/13/64
10	Fraser, vs. N.Y. Jets, 11/15/64

HIGHEST GROSS AVERAGE PER PUNT

Career (min. 100 punts)

45.2	Jim Fraser, 1962-64 (204-9,220)
45.0	Todd Sauerbrun, 2005, '07 (119-5,357)
44.5	Bob Scarpitto, 1962-67 (248-11,026)
43.9	Tom Rouen, 1993-2002 (641-28,146)
42.5	Mike Horan, 1986-92 (374-15,911)
41.8	Luke Prestridge, 1979-83 (377-15,754)
41.7	Bill Van Heusen, 1968-76 (574-23,936)
41.7	Micah Knorr, 2002-04 (146-6,086)
40.3	Chris Norman, 1984-86 (218-8,782)
38.4	George Herring, 1960-61 (150-5,759)

INDIVIDUAL RECORDS — PUNTING / PUNT RETURNS

HIGHEST GROSS AVERAGE PER PUNT, CONT.

Season (min. 50 punts)

46.9	Tom Rouen, 1998 (66-3,097)
46.5	Tom Rouen, 1999 (84-3,908)
46.1	Jim Fraser, 1963 (78-3,595)
45.8	Bob Scarpitto, 1966 (76-3,480)
45.3	Tom Rouen, 2001 (81-3,668)
45.1	Bill Van Heusen, 1973 (69-3,114)
45.0	Tom Rouen, 1993 (67-3,017)
44.9	Bob Scarpitto, 1967 (105-4,713)
44.8	Jim Fraser, 1964 (72-3,225)
44.4	Mike Horan, 1990 (58-2,575)

Game (min. 4 punts)

57.2	Horan, vs. L.A. Raiders, 9/26/88 (5-286) (OT)
56.6	Norman, vs. Seattle, 11/25/84 (5-283)
56.0	Horan, vs. San Diego, 12/16/90 (5-280)
55.0	Horan, at New England, 10/27/91 (5-275)
54.4	Rouen, at Oakland, 9/20/98 (5-272)
54.3	Rouen, at Arizona, 9/23/01 (4-217)
54.3	Rouen, vs. Minnesota, 10/31/99 (4-217)
54.2	Rouen, at Oakland, 10/10/99 (4-217)
53.8	Scarpitto, vs. San Diego, 10/22/67 (8-430)
53.5	Fraser, vs. N.Y. Jets, 11/17/63 (6-321)

HIGHEST NET AVERAGE PER PUNT (SINCE 1976)

Career (min. 100 punts)

37.2	Todd Sauerbrun, 2005, '07 (122-4,538)
36.5	Mike Horan, 1986-92 (379-13,851)
36.2	Tom Rouen, 1993-2002 (648-23,457)
34.7	Luke Prestridge, 1979-83 (377-13,092)
34.3	Chris Norman, 1984-86 (221-7,588)
33.3	Micah Knorr, 2002-04 (149-4,959)
33.2	Bucky Dilts, 1977-78 (186-6,176)

Season (min. 50 punts)

38.9	Mike Horan, 1990 (59-2,296)
38.1	Tom Rouen, 1997 (60-2,283)
38.0	Todd Sauerbrun, 2005 (73-2,771)
37.8	Mike Horan, 1988 (65-2,457)
37.6	Tom Rouen, 1995 (53-1,995)
37.6	Tom Rouen, 1998 (67-2,516)
37.1	Tom Rouen, 1994 (76-2,823)
37.1	Tom Rouen, 1993 (68-2,520)
36.7	Mike Horan, 1991 (73-2,682)
36.6	Paul Ernster, 2006 (80-2,930)

Game (min. 4 punts)

52.8	Horan, vs. L.A. Raiders, 9/26/88 (5-264) (OT)
52.3	Rouen, vs. San Diego, 11/11/01 (6-314)
52.3	Dilts, at Houston, 12/4/77 (4-209)
48.3	Prestridge, vs. San Francisco, 9/19/82 (6-290)
47.0	Norman, vs. Seattle, 11/25/84 (5-235)
46.9	Sauerbrun, vs. New England, 10/16/05 (7-328)
46.8	Knorr, vs. Pittsburgh, 10/12/03 (6-281)
46.0	Rouen, vs. St. Louis, 9/14/97 (4-184)
46.0	Norman, vs. San Diego, 11/9/86 (4-184)
45.9	Rouen, at Kansas City, 12/4/94 (7-321) (OT)

LONGEST PUNT

83	Chris Norman, vs. Kansas City, 9/23/84
78	Bill Van Heusen, vs. Dallas, 12/2/73
76	Tom Rouen, at Oakland, 9/20/98
75	Jim Fraser, vs. Boston, 11/11/62
75	Jim Fraser, at Oakland, 10/14/62
73	Bucky Dilts, vs. N.Y. Jets, 11/5/78
72	Bill Van Heusen, vs. Oakland, 10/22/73
72	Bob Scarpitto, vs. San Diego, 10/22/67
72	Bob Scarpitto, vs. Boston, 9/3/67

PUNT RETURNS

Most Punt Returns

Career

248	Rick Upchurch, 1975-83
157	Bill Thompson, 1969-81
128	Deltha O'Neal, 2000-03
112	Glyn Milburn, 1993-95
101	Gerald Willhite, 1982-88

81	Vance Johnson, 1985-91
81	Floyd Little, 1967-75
74	Darrien Gordon, 1997-98
59	Kevin Clark, 1987-91
55	Ricky Nattiel, 1987-91
55	Charles Greer, 1968-74

Season

51	Rick Upchurch, 1977
44	Chris Watson, 1999
42	Gerald Willhite, 1986
41	Glyn Milburn, 1994
41	Wade Manning, 1981
40	Darrien Gordon, 1997
40	Glyn Milburn, 1993
39	Rick Upchurch, 1976
37	Rick Upchurch, 1980
36	Rick Upchurch, 1978

Game

8	Upchurch, vs. Baltimore, 10/22/78
7	R. Smith, vs. Kansas City, 10/27/96
7	Nattiel, vs. L.A. Raiders, 9/26/88 (OT)
7	Willhite, vs. Kansas City, 11/16/86
7	Upchurch, vs. San Diego, 11/30/75 (OT)
7	Thompson, at Kansas City, 10/6/74
6	12 times (last: McGriff, vs. Green Bay, 10/17/99)

MOST YARDS ON PUNT RETURNS

Career

3,008	Rick Upchurch, 1975-83
1,814	Bill Thompson, 1969-81
1,325	Deltha O'Neal, 2000-03
1,158	Glyn Milburn, 1993-95
1,012	Gerald Willhite, 1982-88
922	Darrien Gordon, 1997-98
893	Floyd Little, 1967-75
689	Vance Johnson, 1985-91
647	Rod Smith, 1995-2007
574	Kevin Clark, 1987-91

Season

653	Rick Upchurch, 1977
543	Darrien Gordon, 1997
536	Rick Upchurch, 1976
493	Rick Upchurch, 1978
468	Gerald Willhite, 1986
425	Glyn Milburn, 1993
405	Deltha O'Neal, 2001
379	Darrien Gordon, 1998
379	Glyn Milburn, 1994
378	Wade Manning, 1981

Game

168	Gordon, vs. Carolina, 11/9/97
167	Upchurch, vs. Pittsburgh, 11/6/77
144	Clark, vs. San Diego, 12/27/87
125	Upchurch, vs. Cleveland, 9/26/76
112	Swanson, at Kansas City, 10/18/87
110	Watson, vs. Seattle, 12/19/99 (OT)
109	Gordon, vs. St. Louis, 9/14/97
105	Upchurch, vs. Buffalo, 9/25/77
103	Thompson, at Kansas City, 10/6/74
102	Little, at N.Y. Jets, 12/3/67
100	Upchurch, vs. San Diego, 10/3/76

HIGHEST AVERAGE PER PUNT RETURN

Career (min. 20 punt returns)

12.46	Darrien Gordon, 1997-98 (74-922)
12.21	Rod Smith, 1995-2007 (53-647)
12.13	Rick Upchurch, 1975-83 (248-3,008)
11.95	Charlie Mitchell, 1963-67 (21-251)
11.89	Gene Mingo, 1960-64 (18-214)
11.73	Al Frazier, 1963-67 (26-305)
11.55	Bill Thompson, 1969-81 (157-1,814)
11.54	Todd Kinchen, 1996 (26-300)
11.02	Floyd Little, 1967-75 (81-893)
10.58	Arthur Marshall, 1992 (33-349)

INDIVIDUAL RECORDS — PUNT RETURNS / KICK RETURNS

HIGHEST AVERAGE PER PUNT RETURN, CONT.

Season (min. 10 punt returns)

16.88	Floyd Little, 1967 (16-270)
16.13	Rick Upchurch, 1982 (15-242)
13.74	Rick Upchurch, 1976 (39-536)
13.69	Rick Upchurch, 1978 (36-493)
13.58	Darrien Gordon, 1997 (40-543)
13.46	Bill Thompson, 1974 (26-350)
13.06	Deltha O'Neal, 2001 (31-405)
12.94	Kevin Clark, 1987 (18-233)
12.83	Al Frazier, 1961 (18-231)
12.80	Rick Upchurch, 1977 (51-653)

MOST PUNTS RETURNED FOR TOUCHDOWN

Career

8	Rick Upchurch, 1975-83
3	Darrien Gordon, 1997-98
2	Deltha O'Neal, 2000-03
2	Floyd Little, 1967-75

Season

4	Rick Upchurch, 1976
3	Darrien Gordon, 1997
2	Rick Upchurch, 1982

Game

2	Gordon, vs. Carolina, 11/9/97 (75 and 82)
2	Upchurch, vs. Cleveland, 9/26/76 (36 and 73)

LONGEST SCORING PUNT RETURN

94	Darrien Gordon, vs. St. Louis, 9/14/97
92	Rick Upchurch, vs. San Diego, 10/3/76
87	Rick Upchurch, vs. Pittsburgh, 11/6/77
86	Deltha O'Neal, at Seattle, 10/14/01
86	Darrien Gordon, vs. Carolina, 11/9/97
81	Steve Watson, vs. Seattle, 12/19/99
80	Glenn Martinez, vs. Tennessee, 11/19/07
78	Rick Upchurch, vs. Kansas City, 12/19/82
76	Gene Mingo, at Boston, 9/9/60
75	Darrien Gordon, vs. Carolina, 11/9/97
75	Rick Upchurch, vs. San Diego, 9/17/78

LONGEST NON-SCORING PUNT RETURN

64	Deltha O'Neal, at San Diego, 10/8/00
60	Bill Thompson, at Baltimore, 11/10/74
59	Bill Thompson, vs. New England, 12/17/72
54	Glyn Milburn, vs. Tampa Bay, 12/26/93
54	Charlie Mitchell, at Buffalo, 9/20/64
53	Deltha O'Neal, vs. Indianapolis, 11/24/02
53	Rick Upchurch, at Kansas City, 9/24/78
53	Rick Upchurch, at Seattle, 10/29/78
53	Bill Thompson, at N.Y. Jets, 10/28/73
52	Darrent Williams, at Oakland, 11/13/05
52	Floyd Little, vs. N.Y. Jets, 9/21/69

ALL PUNT RETURNS FOR TDs (27)

11/19/07	Glenn Martinez, vs. Tennessee (80 yards)
11/16/03	Rod Smith, vs. San Diego (65)
11/3/03	Deltha O'Neal, vs. New England (57)
10/14/01	Deltha O'Neal, at Seattle (86)
12/19/99	Chris Watson, vs. Seattle (81)
11/9/97	Darrien Gordon, vs. Carolina (75)
11/9/97	Darrien Gordon, vs. Carolina (82)
9/14/97	Darrien Gordon, vs. St. Louis (94)
12/27/87	Kevin Clark, vs. San Diego (71)
11/16/86	Gerald Willhite, vs. Kansas City (70)
10/12/86	Mike Harden, at San Diego (41)
9/25/83	Zach Thomas, vs. L.A. Raiders (70)
12/19/82	Rick Upchurch, vs. Kansas City (78)
9/19/82	Rick Upchurch, vs. San Francisco (67)
9/17/78	Rick Upchurch, vs. San Diego (75)
11/6/77	Rick Upchurch, vs. Pittsburgh (87)
10/24/76	Rick Upchurch, at Kansas City (55)
10/3/76	Rick Upchurch, vs. San Diego (92)
9/26/76	Rick Upchurch, vs. Cleveland (36)
9/26/76	Rick Upchurch, vs. Cleveland (73)
12/10/72	Charlie Greer, vs. San Diego (65)
11/17/68	Floyd Little, at Houston (67)
12/3/67	Floyd Little, at N.Y. Jets (72)
11/14/65	Abner Haynes, at Houston (55)
11/15/64	Odell Barry, vs. N.Y. Jets (52)
12/3/61	Al Frazier, vs. Boston (55)
9/9/60	Gene Mingo, at Boston (76)

KICKOFF RETURNS

Most Kickoff Returns

Career

134	Vaughn Hebron, 1996-98
104	Ken Bell, 1986-89
104	Floyd Little, 1967-75
96	Glyn Milburn, 1993-95
95	Rick Upchurch, 1975-83
89	Chris Cole, 2000-03
73	Odell Barry, 1964-65
61	Alton Montgomery, 1990-92
61	Gene Lang, 1984-87
58	Charlie Mitchell, 1963-67

Season

48	Chris Cole, 2001
48	Chris Watson, 1999
47	Glyn Milburn, 1995
47	Odell Barry, 1964
46	Deltha O'Neal, 2000
46	Vaughn Hebron, 1998
45	Vaughn Hebron, 1996
43	Vaughn Hebron, 1997
40	Larry Brunson, 1980
40	Rick Upchurch, 1975

Game

8	C. Jackson, at San Diego, 12/28/08
8	Luke, at Kansas City, 12/19/04
8	Kasper, at Kansas City, 10/20/02 (OT)
7	6 times (last: Hall, at New England, 10/20/08)

MOST YARDS ON KICKOFF RETURNS

Career

3,324	Vaughn Hebron, 1996-98
2,523	Floyd Little, 1967-75
2,355	Rick Upchurch, 1975-83
2,250	Glyn Milburn, 1993-95
2,218	Ken Bell, 1986-89
2,105	Chris Cole, 2000-03
1,856	Odell Barry, 1964-65
1,394	Charlie Mitchell, 1963-67
1,323	Gene Lang, 1984-87
1,245	Deltha O'Neal, 2002-03

Season

1,269	Glyn Milburn, 1995
1,245	Odell Barry, 1964
1,216	Vaughn Hebron, 1998
1,138	Chris Watson, 1999
1,127	Chris Cole, 2001
1,102	Deltha O'Neal, 2000
1,099	Vaughn Hebron, 1996
1,084	Rick Upchurch, 1975
1,009	Vaughn Hebron, 1997
954	Charlie Mitchell, 1963

Game

201	Montgomery, at San Diego, 9/24/72
197	Upchurch, vs. Cleveland, 10/19/75
185	Little, at Miami, 9/17/67
182	Cole, at San Diego, 10/21/01
179	Kasper, at Kansas City, 10/20/02 (OT)
178	Milburn, at Houston, 11/26/95
177	Milburn, vs. San Diego, 11/19/95
165	Kasper, vs. Baltimore, 9/30/01
164	Royal, vs. Miami, 11/2/08
162	Cole, at Oakland, 11/5/01

HIGHEST AVERAGE PER KICKOFF RETURN

Career (min. 40 kickoff returns)

26.28	Abner Haynes, 1965-66 (43-1,130)
25.42	Odell Barry, 1964-65 (73-1,856)
25.13	Bill Thompson, 1969-81 (46-1,156)
25.07	Reuben Droughns, 2002-04 (46-1,153)
24.81	Vaughn Hebron, 1996-98 (134-3,324)
24.79	Rick Upchurch, 1975-83 (95-2,355)
24.48	Al Frazier, 1961-63 (44-1,077)
24.26	Floyd Little, 1967-75 (104-2,523)
24.03	Charlie Mitchell, 1963-67 (58-1,394)
23.71	Chris Watson, 1999 (48-1,138)

INDIVIDUAL RECORDS — KICK RETURNS / INTERCEPTIONS

HIGHEST AVERAGE PER KICKOFF RETURN, CONT.

Season (min. 15 kickoff returns)	Player	Year	Average
28.50	Bill Thompson	1969	(18-513)
28.47	Goldie Sellers	1966	(19-541)
28.00	Al Frazier	1961	(18-504)
27.10	Rick Upchurch	1975	(40-1,084)
27.00	Glyn Milburn	1995	(47-1,269)
26.91	Floyd Little	1967	(35-942)
26.50	Abner Haynes	1965	(34-901)
26.49	Odell Barry	1964	(47-1,245)
26.43	Vaughn Hebron	1998	(46-1,216)
26.41	Al Carmichael	1960	(22-581)

MOST KICKOFFS RETURNED FOR TOUCHDOWN

Career	Player	Year
2	Goldie Sellers	1966-67
1	Six Players	(most recent: Deltha O'Neal, 2000-03)

Season	Player	Year
2	Goldie Sellers	1966

Game	Player	Year
1	8 times	(last: O'Neal, vs. New England, 10/1/00)

LONGEST SCORING KICKOFF RETURN

Yards	Player	Year
100	Nemiah Wilson	at Kansas City, 10/8/66
100	Goldie Sellers	vs. Houston, 10/2/66
95	Vaughn Hebron	at Miami, 12/21/98
94	Randy Montgomery	at San Diego, 9/24/72
90	Charlie Mitchell	at Houston, 9/14/63
90	Al Frazier	vs. Boston, 12/3/61

LONGEST NON-SCORING KICKOFF RETURN

Yards	Player	Year
95	Eddie Royal	vs. Miami, 11/2/08
89	Floyd Little	vs. Oakland, 11/10/68
88	Randy Montgomery	at Oakland, 10/22/72
86	Glyn Milburn	vs. San Diego, 11/19/95
83	Adrian Madise	at Green Bay, 12/28/03
77	Lew Scott	vs. Kansas City, 10/23/66
76	Donnie Stone	at San Diego, 10/29/61
75	Kevin Clark	at Minnesota, 11/4/90
71	Steve Watson	vs. N.Y. Jets, 10/3/99
68	Darren Carrington	at Kansas City, 11/12/89
68	Al Carmichael	at Buffalo, 9/18/60

ALL KICKOFF RETURNS FOR TDs (8)

Date	Player	Year
10/1/00	Deltha O'Neal	vs. New England (87 yards)
12/21/98	Vaughn Hebron	at Miami (95)
9/24/72	Randy Montgomery	at San Diego (94)
10/8/66	Nemiah Wilson	at Kansas City (100)
10/2/66	Goldie Sellers	vs. Houston (100)
9/3/66	Goldie Sellers	at Houston (88)
9/14/63	Charlie Mitchell	at Houston (90)
12/3/61	Al Frazier	vs. Boston (90)

INTERCEPTIONS

MOST INTERCEPTIONS

Career	Player	Year
44	Steve Foley	1976-86
43	Goose Gonsoulin	1960-66
40	Bill Thompson	1969-81
34	Tyrone Braxton	1987-93, 1995-99
33	Mike Harden	1980-88
30	Dennis Smith	1981-94
26	Louis Wright	1975-86
25	Champ Bailey	2004-08
24	Steve Atwater	1989-98
20	Tom Jackson	1973-86
20	Randy Gradishar	1974-83

Season	Player	Year				
11	Goose Gonsoulin	1960				
10	Champ Bailey	2006				
9	Deltha O'Neal	2001				
9	Tyrone Braxton	1996				
9	Willie Brown	1964				
8	Champ Bailey	2005				
7	Tom Jackson	1976; Goldie Sellers	1967; Goose Gonsoulin	1964; Goose Gonsoulin	1962; Phil Nugent	1961

Game

4	O'Neal, vs. Kansas City	10/7/01
4	Brown, vs. N.Y. Jets	11/15/64
4	Gonsoulin, at Buffalo	9/18/60
3	Smith, vs. L.A. Raiders	12/8/85 (OT)
3	Wilson, vs. Seattle	11/20/83
3	Foley, vs. San Diego	9/27/81
3	Rizzo, at Oakland	10/16/77
3	Martha, vs. Atlanta	10/18/70
3	Gonsoulin, vs. Kansas City	10/11/64
2	62 times	(last: Bailey at Arizona, 12/17/06)

MOST INTERCEPTIONS BY A ROOKIE

Season

11	Goose Gonsoulin	1960
7	Phil Nugent	1961
4	Calvin Jones	1973
4	Charlie Greer	1968
4	Jack Lentz	1967

Game

4	Gonsoulin, at Buffalo	9/18/60
---	-----------------------	---------

MOST YARDS ON INTERCEPTION RETURNS

Career

784	Bill Thompson	1969-81
643	Mike Harden	1980-88
622	Steve Foley	1976-86
614	Tyrone Braxton	1987-93, '95-99
542	Goose Gonsoulin	1960-66
431	Dennis Smith	1981-94
408	Steve Atwater	1989-98
360	Louis Wright	1975-86
340	Tom Jackson	1973-86
335	Randy Gradishar	1974-83

Season

179	Mike Harden	1986
162	Champ Bailey	2006
153	Nemiah Wilson	1967
140	Willie Brown	1964
139	Champ Bailey	2005
136	Tom Jackson	1976
133	Bob Zeman	1962
128	Tyrone Braxton	1996
128	Bernard Jackson	1978
128	Louis Wright	1977

Game

105	Crockett, at Oakland	9/20/98
93	Gradishar, at Cleveland	10/5/80
91	Brown, vs. N.Y. Jets	11/15/64
80	Da. Williams, at Oakland	11/13/05
79	Spencer, vs. Seattle	12/10/00
76	Hayward, at New Orleans	11/21/04
73	Jackson, vs. Baltimore	11/27/77
72	Braxton, vs. Oakland	11/22/98
70	Bailey, vs. San Francisco	12/31/06 (OT)
70	Wilson, vs. Kansas City	12/17/67
70	Moore, at Boston	11/20/64

MOST YARDS ON INTERCEPTION RETURNS BY A ROOKIE

Season

118	Nemiah Wilson	1965
108	Darrent Williams	2005
105	Kevin Clark	1987
98	Goose Gonsoulin	1960
92	Bill Thompson	1969

Game

80	Da. Williams, at Oakland	11/13/05
65	D. Smith, at Chicago	12/20/81
65	Wilson, vs. San Diego	11/7/65
62	Robbins, at Cleveland	9/16/84
57	Thompson, vs. Houston	11/16/69

HIGHEST INTERCEPTION RETURN AVERAGE

Career (min. 10 returns)

23.73	Wymon Henderson	1989-92 (11-261)
19.60	Bill Thompson	1969-81 (40-784)
19.48	Mike Harden	1980-88 (33-643)
18.06	Tyrone Braxton	1987-93, '95-99 (34-614)
17.60	Jim McMillin	1960-62, '64-65 (10-176)
17.55	Randy Robbins	1984-91 (11-193)

INDIVIDUAL RECORDS — INTERCEPTIONS / SAFETIES / FUMBLES

HIGHEST INTERCEPTION RETURN AVERAGE, CAREER, CONT.

17.00	Steve Atwater	1989-98 (24-408)
17.00	Tom Jackson	1973-86 (20-340)
16.75	Randy Gradishar	1974-83 (20-335)
14.37	Dennis Smith	1981-94 (30-431)

MOST CONSECUTIVE GAMES WITH INTERCEPTION

5	Champ Bailey	2005 (gms. 9-13)
4	Tyrone Braxton	1996 (gms. 12-15)
3	Many	(last: Bailey, gms. 14-16, 2006)

MOST INTERCEPTIONS RETURNED FOR TOUCHDOWN

Career

4	Tyrone Braxton	1987-93, '95-99
4	Mike Harden	1980-88
3	Champ Bailey	2004-08
3	Tom Jackson	1973-86
3	Randy Gradishar	1974-83
3	Bill Thompson	1969-81
3	Nemiah Wilson	1965-67

Season

2	Champ Bailey	2005
2	Deltha O'Neal	2002
2	Jimmy Spencer	2000
2	Mike Harden	1986
2	John Rowser	1976
2	Nemiah Wilson	1967

Game

1	71 times	(last: Bailey vs. San Fran., 12/31/06)
---	----------	--

MOST INTERCEPTIONS RETURNED FOR TOUCHDOWN BY A ROOKIE

Season

1	Darrent Williams	2005
1	Randy Robbins	1984
1	George Burrell	1969
1	Bill Thompson	1969
1	John Bramlett	1965
1	Nemiah Wilson	1965
1	John McGeever	1962

LONGEST SCORING INTERCEPTION RETURN

93	Randy Gradishar	at Cleveland, 10/5/80
80	Darrent Williams	at Oakland, 11/13/05
80	Ray Crockett	at Oakland, 9/20/98
79	Jimmy Spencer	vs. Seattle, 12/10/00
73	Tom Jackson	vs. Baltimore, 11/27/77
70	Champ Bailey	vs. San Francisco, 12/31/06
70	Nemiah Wilson	vs. Kansas City, 12/17/67
69	Tyrone Braxton	vs. Tampa Bay, 9/15/96
65	Champ Bailey	at Dallas, 11/24/05
65	Nemiah Wilson	vs. San Diego, 11/7/65

LONGEST NON-SCORING INTERCEPTION RETURN

76	Reggie Hayward	at New Orleans, 11/21/04
72	Tyrone Braxton	vs. Oakland, 11/22/98
70	Leroy Moore	at Boston, 11/20/64
68	Steve Atwater	vs. San Diego, 9/12/93
65	Dennis Smith	at Chicago, 12/20/81
65	S. Foley (23)	lateral to R. Gradishar (10), lateral to L. Wright (32), vs. N.Y. Giants, 11/21/76
65	Vaughn Alliston	at Buffalo, 9/18/60
63	Karl Mecklenburg	at Detroit, 10/7/84
59	Louis Wright	vs. Baltimore, 11/27/77
56	Louis Wright	vs. Dallas, 10/5/86

ALL INTERCEPTION RETURNS FOR TDs (71)

12/31/06	Champ Bailey	vs. San Francisco (70 yards)
11/19/06	Darrent Williams	vs. San Diego (31)
11/24/05	Champ Bailey	at Dallas (65)
11/13/05	Darrent Williams	at Oakland (80)
9/18/05	Champ Bailey	vs. San Diego (25)
11/28/04	Ellis Johnson	vs. Oakland (32)
11/21/04	Al Wilson	at New Orleans (7)
9/7/03	Ian Gold	at Cincinnati (12)
11/17/02	Deltha O'Neal	at Seattle (22)
10/6/02	Deltha O'Neal	vs. San Diego (28)
10/28/01	Denard Walker	vs. New England (39)
12/10/00	Jimmy Spencer	vs. Seattle (79)
11/19/00	Jimmy Spencer	at Seattle (21)
10/15/00	Billy Jenkins	vs. Cleveland (36)
9/24/00	Ray Crockett	vs. Kansas City (26)

9/4/00	Terrell Buckley	at St. Louis (32)
11/7/99	Bill Romanowski	at San Diego (18)
9/27/98	Darrien Gordon	at Washington (55)
9/20/98	Ray Crockett	at Oakland (80)
11/30/97	Steve Atwater	at San Diego (22)
11/9/97	Tyrone Braxton	vs. Carolina (27)
10/26/97	Keith Traylor	at Buffalo (62)
10/6/97	John Mobley	vs. New England (13)
9/7/97	Darrien Gordon	at Seattle (32)
9/15/96	Tyrone Braxton	vs. Tampa Bay (69)
10/10/93	Mike Croel	at Green Bay (22)
11/8/92	Wymon Henderson	vs. N.Y. Jets (46)
11/17/91	Charles Dimry	at Kansas City (26)
9/1/91	Tyrone Braxton	vs. Cincinnati (52)
11/22/90	Wymon Henderson	at Detroit (49)
9/10/89	Tyrone Braxton	vs. Kansas City (34)
9/10/89	Randy Robbins	vs. Kansas City (18)
12/27/87	Ricky Hunley	vs. San Diego (52)
12/6/87	Mark Haynes	vs. New England (14)
11/2/86	Mike Harden	at L.A. Raiders (40)
9/21/86	Mike Harden	at Philadelphia (32)
12/1/85	Mike Harden	at Pittsburgh (42)
12/15/84	Steve Foley	at Seattle (40)
10/7/84	Ken Woodard	at Detroit (27)
9/23/84	Mike Harden	vs. Kansas City (45)
9/16/84	Randy Robbins	at Cleveland (62)
11/23/80	Don Latimer	vs. Seattle (15)
10/5/80	Randy Gradishar	at Cleveland (93)
11/5/78	Tom Jackson	vs. N.Y. Jets (28)
11/27/77	Tom Jackson	vs. Baltimore (73)
10/16/77	Louis Wright	at Oakland (18)
11/14/76	Tom Jackson	at San Diego (46)
11/7/76	John Rowser	vs. Tampa Bay (32)
11/7/76	Randy Gradishar	vs. Tampa Bay (31)
9/19/76	John Rowser	vs. N.Y. Jets (41)
9/29/75	Randy Gradishar	vs. Green Bay (44)
10/13/74	Bill Thompson	vs. New Orleans (38)
10/28/73	Leroy Mitchell	at N.Y. Jets (40)
10/14/73	Bill Thompson	at Houston (59)
10/24/71	Fred Forsberg	at Cleveland (40)
12/7/69	George Burrell	at Miami (38)
11/16/69	Bill Thompson	vs. Houston (57)
12/17/67	Nemiah Wilson	vs. Kansas City (70)
10/22/67	Nemiah Wilson	vs. San Diego (40)
9/3/67	Goldie Sellers	vs. Boston (24)
11/14/65	John Bramlett	at Houston (25)
11/7/65	Nemiah Wilson	vs. San Diego (65)
10/17/65	John Griffin	vs. Houston (44)
11/1/64	Tom Janik	at Kansas City (22)
10/6/63	Goose Gonsoulin	vs. San Diego (43)
11/22/62	Jim McMillin	vs. N.Y. Titans (59) (48 after lateral from Ed McDaniel)
10/5/62	John McGeever	vs. Oakland (48)
10/5/62	Goose Gonsoulin	vs. Oakland (64)
9/30/62	Bob Zeman	at N.Y. Titans (30)
10/2/60	Bill Yelverton	vs. Oakland (20)
9/18/60	John Pyeatt	at Buffalo (40)

SAFETIES

MOST SAFETIES

Career	Player	Year
3	Rulon Jones	1980-88
1	17 players	(last: Demetrian Veal, at S.D., 12/31/05) <i>Note: Denver has totaled 10 team safeties</i>

Season

1	20 times	(last: Veal, at S.D., 12/31/05)
---	----------	---------------------------------

INDIVIDUAL RECORDS — RETURNS / SACKS / SCORING

MISCELLANEOUS RETURNS FOR TOUCHDOWNS (49)

11/30/08	Vernon Fox (F), at N.Y. Jets (23 yards)
9/21/08	Nate Webster (F), vs. New Orleans (34)
11/11/07	Nate Webster (F), at Kansas City (17)
10/21/07	Tim Crowder (F), vs. Pittsburgh (50)
9/22/02	Chester McGlockton (F), vs. Buffalo (24)
12/17/00	Jason Suttle (FKO), at Kansas City (0)
11/13/00	Ian Gold (BP), vs. Oakland (12)
9/17/00	Trevor Pryce (F), at Oakland (28)
12/19/99	Glenn Cadrez (F), vs. Seattle (37)
12/21/98	Rod Smith (F), at Miami (0)
11/2/97	Darrius Johnson (FKO), vs. Seattle (6)
9/21/97	Alfred Williams (F), vs. Cincinnati (51)
12/17/95	Ray Crockett (F), at Kansas City (50)
11/21/93	Derek Russell (F), vs. Pittsburgh (0)
9/6/92	Michael Brooks (F), vs. L.A. Raiders (54)
11/24/91	Warren Powers (F), at Seattle (22)
9/23/90	Karl Mecklenburg (F), vs. Seattle (2)
12/16/89	Karl Mecklenburg (F), at Phoenix (23)
11/12/89	Greg Kragen (F), at Kansas City (17)
11/16/86	Andre Townsend (F), vs. Kansas City (7)
9/7/86	Ken Woodard (F), vs. L.A. Raiders (12)
11/17/85	Louis Wright (BFG), vs. San Diego (60)
11/4/84	Dennis Smith (F), vs. New England (64)
10/15/84	Louis Wright (F), vs. Green Bay (27)
10/15/84	Steve Foley (F), vs. Green Bay (22)
10/7/84	Rulon Jones (F), at Detroit (5)
11/13/83	Barney Chavous (F), at L.A. Raiders (0)
9/14/80	Bill Thompson (F), vs. Dallas (32)
12/2/79	Louis Wright (F), at Buffalo (86)
11/18/79	Bob Swenson (F), at San Francisco (88)
11/11/79	Rob Nairne (BP), vs. New England (22)
11/11/79	Rubin Carter (F), vs. New England (2)
10/14/79	Bill Thompson (F**), at Kansas City (2)
12/3/78	Randy Gradishar (F), at Oakland (30)
11/5/78	Bill Thompson (F), vs. N.Y. Jets (4)
11/7/76	Randy Polt (F***), vs. Tampa Bay (26)
9/26/76	Calvin Jones (F), vs. Cleveland (43)
11/23/75	Paul Smith (F), at Atlanta (38)
9/21/75	Jack Dolbin (F), vs. Kansas City (2)
10/22/73	Bill Thompson (F), vs. Oakland (80)
11/27/66	John Bramlett (BFG), vs. San Diego (86)
10/17/65	John Griffin (BP), vs. Houston (10)
9/24/65	John Bramlett (F), at Boston (0)
11/8/64	Jim McMillin (F), vs. San Diego (0)
11/1/64	Ed Cooke (F), at Kansas City (46)
10/13/63	Bud McFadin (F), vs. Houston (6)
12/9/62	Jim McMillin (F), at Dallas (9)
11/22/62	Bud McFadin (F), vs. N.Y. Titans (69)
12/10/61	Charles Gavin (BP), at Dallas (23)

F—fumble; FKO—fumble on kickoff; BP—blocked punt; BFG—blocked field goal; *lateral from Gradishar; **lateral from Swenson; ***lateral from Swenson.

SACKS

NOTE: SACKS BECAME AN OFFICIAL STATISTIC TRACKED BY THE NFL IN 1982. BRONCOS SACK TOTALS BEFORE 1982 DERIVED FROM PLAY-BY-PLAY ANALYSIS.

Most Sacks

Career	
97.5	Simon Fletcher, 1985-95
79.0	Karl Mecklenburg, 1983-94
75.0	Barney Chavous, 1973-85
73.5	Rulon Jones, 1980-88
64.5	Lyle Alzado, 1971-78
64.0	Trevor Pryce, 1997-2005
55.5	Paul Smith, 1968-78
44.0	Tom Jackson, 1973-86
43.0	Rich Jackson, 1967-72
37.5	Dave Costa, 1967-71
Season	
16.0	Simon Fletcher, 1992
13.5	Simon Fletcher, 1993
13.5	Simon Fletcher, 1991
13.5	Rulon Jones, 1986
13.0	Trevor Pryce, 1999
13.0	Alfred Williams, 1996
13.0	Karl Mecklenburg, 1985
13.0	Lyle Alzado, 1974

12.5	Elvis Dumervil, 2007
12.5	Rich Jackson, 1969
Game	
4	Simon Fletcher, at San Diego, 11/11/90
4	Karl Mecklenburg, at Pittsburgh, 12/1/85
4	Karl Mecklenburg, vs. New Orleans, 9/15/85
4	Barney Chavous, at Seattle, 12/21/80
4	Dave Costa, at Buffalo, 9/7/70
4	Rich Jackson, at Cincinnati, 10/19/69

Most Sacks by a Rookie

Season	
11.5	Rulon Jones, 1980
10.0	Mike Croel, 1991
8.5	Elvis Dumervil, 2006
8.0	Lyle Alzado, 1971
6.5	Shane Dronett, 1992
Game	
3.0	Dumervil, at Cleveland, 10/22/06
3.0	Jones, vs. Oakland, 12/14/80

Most Multi-Sack Games

Career	
20	Simon Fletcher, 1985-95
16	Barney Chavous, 1973-85
15	Paul Smith, 1968-78
13	Lyle Alzado, 1971-78
12	Trevor Pryce, 1997-05
11	Karl Mecklenburg, 1983-94
11	Rulon Jones, 1980-88
10	Rich Jackson, 1967-72
9	Dave Costa, 1967-71
8	Tom Jackson, 1973-86

Most Consecutive Games with Sack

*10	Simon Fletcher (games 10-16, 1992; games 1-3, 1993)
8	Simon Fletcher (games 9-16, 1991)
7	Lyle Alzado (games 9-14, 1974; game 1, '75)
6	Barney Chavous (games 7-12, 1974)
6	Rulon Jones (games 4-9, 1985)
6	Rulon Jones (games 3-8, 1986)

* - NFL Record

SCORING

Most Touchdowns Scored

Career	
71	Rod Smith, 1995-2007 (1 rush, 68 rec., 2 ret.)
65	Terrell Davis, 1995-2002 (60 rush, 5 rec.)
55	Shannon Sharpe, 1990-98, '02-03 (55 rec.)
54	Floyd Little, 1967-75 (43 rush, 9 rec., 2 ret.)
48	Sammy Winder, 1982-90 (39 rush, 9 rec.)
46	Ed McCaffrey, 1995-2003 (46 rec.)
45	Haven Moses, 1972-81 (1 rush, 44 rec.)
44	Riley Odoms, 1972-83 (2 rush, 41 rec., 1 ret.)
44	Lionel Taylor, 1960-66 (44 rec.)
41	Mike Anderson, 2000-05 (36 rush, 5 rec.)
Season	
23	Terrell Davis, 1998 (21 rush, 2 rec.)
17	Clinton Portis, 2002 (15 rush, 2 rec.)
15	Mike Anderson, 2000 (15 rush)
15	Terrell Davis, 1997 (15 rush)
15	Terrell Davis, 1996 (13 rush, 2 rec.)
14	Clinton Portis, 2003 (14 rush)
14	Anthony Miller, 1995 (14 rec.)
14	Sammy Winder, 1986 (9 rush, 5 rec.)
13	4 times (last: Anderson, 2005)
Game	
5	Portis, vs. Kansas City, 12/7/03
4	Portis, vs. Kansas City, 12/15/02
4	Anderson, at New Orleans, 12/3/00
3	28 times (last: Walker, at Pittsburgh, 11/5/06)

Most TDs Scored by a Rookie

Season	
17	Clinton Portis, 2002 (15 rush, 2 rec.)
15	Mike Anderson, 2000 (15 rush)
10	Jon Keyworth, 1974 (10 rush)
8	Mike Bell, 2006 (8 rush)

INDIVIDUAL RECORDS — SCORING / KICKING

Most TDs Scored by a Rookie, Season, Cont.

8	Terrell Davis, 1995 (7 rush, 1 rec.)
8	Bobby Humphrey, 1989 (7 rush, 1 rec.)

Game

4	Portis, vs. Kansas City, 12/15/02 (3 rush, 1 rec.)
4	Anderson, at New Orleans, 12/3/00 (4 rush)
3	Davis, vs. Washington, 9/17/95 (2 rush, 1 rec.)
3	Keyworth, vs. Kansas City, 11/18/74 (3 rush)

Most Consecutive Games Scoring, Non-Kicker

8	Terrell Davis, 1998
6	Terrell Davis, 1997-98; Vance Johnson, '87; Floyd Little, '72; Al Denson, '69; Lionel Taylor, '60-61

Most Points Scored

Career	
1,786	Jason Elam, 1993-2007
742	Jim Turner, 1971-79
655	Rich Karlis, 1982-88
429	David Treadwell, 1989-92
428	Rod Smith, 1995-2007
408	Gene Mingo, 1960-64
396	Terrell Davis, 1995-2002
336	Shannon Sharpe, 1990-98, '02-03
324	Floyd Little, 1967-75
288	Sammy Winder, 1982-90
Season	
138	Terrell Davis, 1998
137	Gene Mingo, 1962
132	Jason Elam, 1995
129	Jason Elam, 2004
127	Jason Elam, 1998
124	Jason Elam, 2001
124	Jason Elam, 1997
123	Gene Mingo, 1960
120	3 times (last: Elam, 2003)

Game	
30	Portis, vs. Kansas City, 12/7/03
24	Portis, vs. Kansas City, 12/15/02
24	Anderson, at New Orleans, 12/3/00
21	Mingo, at L.A. Chargers, 12/10/60
20	Scarpitto, at Buffalo, 12/18/66
20	Mingo, vs. San Diego, 10/6/63
19	Mingo, vs. Oakland, 10/5/62
18	32 times (last: Walker, at Pittsburgh, 11/5/06)

Most Points Scored by a Rookie

Season	
123	Gene Mingo, 1960
120	David Treadwell, 1989
119	Jason Elam, 1993
102	Clinton Portis, 2002
92	Mike Anderson, 2000
Game	
24	Portis, vs. Kansas City, 12/15/02
24	Anderson, at New Orleans, 12/3/00
21	Mingo, at L.A. Chargers, 12/10/60

KICKING

Most PAT Attempts

Career	
604	Jason Elam, 1993-2007
301	Jim Turner, 1971-79
254	Rich Karlis, 1982-88
136	David Treadwell, 1989-92
126	Gene Mingo, 1960-64
95	Bobby Howfield, 1968-70
70	Fred Steinfurt, 1979-81
58	Gary Kroner, 1965-67
40	Matt Prater, 2007-08
20	Bob Humphreys, 1967-68
Season	
58	Jason Elam, 1998
49	Jason Elam, 2000
46	Jason Elam, 1997

46	Jason Elam, 1996
45	Rich Karlis, 1986
44	Jason Elam, 2005
44	Rich Karlis, 1985
43	Jason Elam, 2002
42	Jason Elam, 2004
42	Jason Elam, 1993

Game

7	Elam, vs. Philadelphia, 10/30/05
6	Elam, vs. Kansas City, 12/7/03
6	Elam, vs. Dallas, 9/13/98
6	Elam, vs. Baltimore, 10/20/96
6	Treadwell, vs. Cincinnati, 9/1/91
6	Karlis, vs. Minnesota, 11/18/84
6	Steinfurt, vs. San Diego, 9/27/81
6	Turner, 6 times: (vs. New England, 11/11/79; vs. Tampa Bay, 11/7/76; vs. Cleveland, 9/26/76; vs. N.Y. Jets, 9/19/76; at Houston, 10/14/73; vs. New England, 12/17/72)

Most PATs Made

Career	
601	Jason Elam, 1993-2007
283	Jim Turner, 1971-79
244	Rich Karlis, 1982-88
132	David Treadwell, 1989-92
120	Gene Mingo, 1960-64
93	Bobby Howfield, 1968-70
68	Fred Steinfurt, 1979-81
57	Gary Kroner, 1965-67
39	Matt Prater, 2007-08
19	Bob Humphreys, 1967-68
Season	
58	Jason Elam, 1998
49	Jason Elam, 2000
46	Jason Elam, 1997
46	Jason Elam, 1996
44	Rich Karlis, 1986
43	Jason Elam, 2005
42	Jason Elam, 2004
42	Jason Elam, 2002
41	Jason Elam, 1993
41	Rich Karlis, 1985

Game

7	Elam, vs. Philadelphia, 10/30/05
6	Elam, vs. Kansas City, 12/7/03
6	Elam, vs. Dallas, 9/13/98
6	Elam, vs. Baltimore, 10/20/96
6	Treadwell, vs. Cincinnati, 9/1/91
6	Karlis, vs. Minnesota, 11/18/84
6	Steinfurt, vs. San Diego, 9/27/81
6	Turner, New England, 11/11/79
6	Turner, vs. Tampa Bay, 11/7/76
6	Turner, at Houston, 10/14/73
6	Turner, vs. New England, 12/17/72

Most PATs Made by a Rookie

Season	
41	Jason Elam, 1993
39	David Treadwell, 1989
33	Gene Mingo, 1960
30	Bobby Howfield, 1968

Highest PAT Percentage

Career (min. 30 attempts)	
.995	Jason Elam, 1993-2007 (601-604)
.983	Gary Kroner, 1965-67 (57-58)
.979	Bobby Howfield, 1968-70 (93-95)
.975	Matt Prater, 2007-08 (39-40)
.971	Fred Steinfurt, 1979-81 (68-70)
.971	David Treadwell, 1989-92 (132-136)
.961	Rich Karlis, 1982-88 (244-254)
.952	Gene Mingo, 1960-64 (120-126)
.940	Jim Turner, 1971-79 (283-301)

INDIVIDUAL / TEAM RECORDS — KICKING / MISCELLANEOUS

HIGHEST PAT PERCENTAGE, CONT.

Season (min. 14 attempts)
1.000 22 times (last: Jason Elam, 2007 (33-33))

MOST CONSECUTIVE PATS MADE

*371 Jason Elam (9th gm. in '93 - 11th '02)
131 Jason Elam (11th gm. in '02 - 13th '05)
82 Rich Karlis (5th gm. '86 - 9th '88)
82 Jim Turner (1st gm. '71 - 9th '73)
* - NFL Record

MOST FIELD GOALS ATTEMPTED

Career

490 Jason Elam, 1993-2007
232 Jim Turner, 1971-79
193 Rich Karlis, 1982-88
127 David Treadwell, 1989-92
119 Gene Mingo, 1960-64
79 Bobby Howfield, 1968-70
64 Fred Steinfort, 1979-81
56 Gary Kroner, 1965-67
34 Matt Prater, 2007-08
22 Dick Guesman, 1964

Season

39 Gene Mingo, 1962
38 Jason Elam, 1995
38 Rich Karlis, 1985
38 Jim Turner, 1971
37 Jason Elam, 1994
36 6 times (last: Jason Elam, 2002)

Game

7 Karlis, at San Diego, 10/2/88
7 Mingo, vs. San Diego, 10/6/63
6 Elam, at Kansas City, 11/16/97
6 Elam, vs. Buffalo, 9/3/95
6 Steinfort, vs. Oakland, 9/6/81
6 Kroner, vs. Houston, 10/2/66
6 Guesman, vs. Oakland, 11/29/64
5 18 times (last: Prater, at Kansas City, 9/28/08)

MOST FIELD GOALS MADE

Career

395 Jason Elam, 1993-2007
151 Jim Turner, 1971-79
137 Rich Karlis, 1982-88
99 David Treadwell, 1989-92
72 Gene Mingo, 1960-64
43 Fred Steinfort, 1979-81
40 Bobby Howfield, 1968-70
29 Gary Kroner, 1965-67
25 Matt Prater, 2007-08

Season

31 Jason Elam, 2001
31 Jason Elam, 1995
30 Jason Elam, 1994
29 Jason Elam, 2004
29 Jason Elam, 1999
27 Jason Elam, 2007
27 Jason Elam, 2006
27 Jason Elam, 2003
27 David Treadwell, 1991
27 David Treadwell, 1989
27 Gene Mingo, 1962

Game

5 Elam, vs. Miami, 10/13/02
5 Elam, at Kansas City, 11/16/97
5 Elam, vs. Buffalo, 9/3/95
5 Karlis, vs. Seattle, 11/20/83
5 Mingo, vs. San Diego, 10/6/63
4 24 times (last: Prater, at Kansas City, 9/28/08)

MOST FIELD GOALS MADE BY A ROOKIE

Season

27 David Treadwell, 1989
26 Jason Elam, 1993
18 Gene Mingo, 1960
9 Bobby Howfield, 1968

Game

4 Elam, at N.Y. Jets, 9/5/93
4 Treadwell, at Buffalo, 9/18/89

HIGHEST FIELD GOAL PERCENTAGE

Career (min. 20 attempts)

.806 Jason Elam, 1993-2007 (395-490)
.780 David Treadwell, 1989-92 (99-127)
.735 Matt Prater, 2007-08 (25-34)
.710 Rich Karlis, 1982-88 (137-193)
.672 Fred Steinfort, 1979-81 (43-64)
.651 Jim Turner, 1971-79 (151-232)
.605 Gene Mingo, 1960-64 (72-119)
.518 Gary Kroner, 1965-67 (29-56)
.506 Bobby Howfield, 1968-70 (40-79)
.400 Bob Humphreys, 1967-68 (8-20)

Season (min. 10 attempts)

.931 Jason Elam, 2006 (27-29)
.871 Jason Elam, 2007 (27-31)
.871 Jason Elam, 2003 (27-31)
.861 Jason Elam, 2001 (31-36)
.853 Jason Elam, 2004 (29-34)
.852 Jason Elam, 1998 (23-27)
.846 Rich Karlis, 1982 (11-13)
.840 Rich Karlis, 1983 (21-25)
.833 David Treadwell, 1992 (20-24)
.818 David Treadwell, 1989 (27-33)

HIGHEST FIELD GOAL PERCENTAGE BY A ROOKIE

Season (min. 20 attempts)

.818 David Treadwell, 1989 (27-33)
.743 Jason Elam, 1993 (26-35)
.640 Gene Mingo, 1960 (18-28)
.500 Bobby Howfield, 1968 (9-18)

LONGEST FIELD GOALS

*63 Jason Elam, vs. Jacksonville, 10/25/98
57 Fred Steinfort, vs. Washington, 10/13/80
56 Matt Prater, at Kansas City, 9/28/08
56 Jason Elam, at Houston, 11/26/95
55 Matt Prater, vs. Tampa Bay, 10/5/08
55 Jason Elam, vs. Miami, 10/13/02
55 Jason Elam, at San Diego, 11/7/99
55 Fred Steinfort, at Seattle, 12/21/80
55 Fred Steinfort, vs. Dallas, 9/14/80
54 4 times (last: Elam, vs. Arizona, 12/29/02)

* - NFL record (tie)

MOST CONSECUTIVE GAMES WITH FIELD GOAL

18 Jason Elam (1st in '06 - 2nd in '07)
16 Jason Elam (12th in '02 - 11th in '03)
15 Rich Karlis (13th in '84 - 11th in '85)
13 Jason Elam (6th in '01 - 2nd in '02)

MOST CONSECUTIVE FIELD GOALS MADE

19 Jason Elam (last 17 in '06 - first 2 in '07)
19 Jason Elam (last 1 in '97 - first 18 in '98)
15 Jason Elam (last 15 in '07)
13 Rich Karlis (last 4 in '84 - first 9 in '85)

MOST CONSECUTIVE GAMES SCORING

236 Jason Elam, 1993-2007
69 Rich Karlis, 1984-88

WINNING TRADITION

SUPER BOWL WINS

2 1997 (XXXII), 1998 (XXXIII)

AMERICAN FOOTBALL CONFERENCE CHAMPIONSHIPS

6 1977, 1986, 1987, 1989, 1997, 1998

AFC WESTERN DIVISION TITLES

10 1977, 1978, 1984, 1986, 1987, 1989, 1991, 1996, 1998, 2005

PLAYOFF BERTHS

17 1977, 1978, 1979, 1983, 1984, 1986, 1987, 1989, 1991, 1993, 1996, 1997, 1998, 2000, 2003, 2004, 2005

WINNING SEASONS

24 1973, 1974, 1976, 1977, 1978, 1979, 1981, 1983, 1984, 1985, 1986, 1987, 1989, 1991, 1993, 1996, 1997, 1998, 2000, 2002, 2003, 2004, 2005, 2006

TEAM RECORDS — STREAKS

STREAKS

MOST WINS, ONE SEASON

14 1998
13 2005
13 1996
13 1984
12 1997
12 1991
12 1977
11 2000
11 1989
11 1986
11 1985

MOST CONSECUTIVE WINS

14 1997-98 (last one of '97, first 13 of '98)
10 1984 (games 3-12)
9 1996 (games 5-13)
8 1985-1986 (last two of '85, first six of '86)
8 1976-1977 (last two of '76, first six of '77)
6 2000 (games 9-14)
6 1997 (games 1-6)
6 1991-92 (last four of '91, first two of '92)
6 1977 (games 1-6)

MOST CONSECUTIVE GAMES WITHOUT LOSS

14 1997-98 (last one of '97, first 13 of '98)
10 1984 (games 3-12)
9 1996 (games 5-13)
8 1985-86 (last two of '85, first six of '86)
8 1976-77 (last two of '76, first six of '77)
7 1973 (games 5-11)
6 2000 (games 9-14)
6 1997 (games 1-6)
6 1991-92 (last four of '91, first two of '92)
6 1977 (games 1-6)

MOST CONSECUTIVE LOSSES

11 11/3/63 through 10/4/64
9 9/10/67 through 11/12/67
7 11/21/65 through 9/25/66
7 11/11/62 through 9/14/63
7 10/29/61 through 12/10/61

MOST CONSECUTIVE GAMES WITHOUT WIN

14 10/13/63 through 10/4/64
9 9/10/67 through 11/12/67
8 11/29/70 through 10/10/71
8 10/30/60 through 12/17/60
7 11/11/62 through 9/14/63
7 10/29/61 through 12/10/61

MOST CONSECUTIVE HOME WINS

24 9/1/96 through 12/27/98
13 12/12/04 through 10/15/06
12 10/16/83 through 11/18/84
9 10/16/88 through 10/15/89
8 12/1/91 through 11/15/92
8 9/6/81 through 12/13/81
7 12/16/90 through 11/3/91
7 11/6/77 through 10/16/78
6 4 times (last: 11/19/07 through 10/5/08)

MOST CONSECUTIVE HOME LOSSES

7 9/24/67 through 9/29/68
6 10/13/63 through 10/4/64
5 11/21/82 through 9/25/83
5 11/7/65 through 9/25/66
5 10/28/62 through 9/7/63

MOST CONSECUTIVE HOME GAMES WITHOUT WIN

7 11/1/70 through 10/10/71
7 9/24/67 through 9/29/68
6 10/13/63 through 10/4/64
5 11/21/82 through 9/25/83
5 11/7/65 through 9/25/66
5 10/28/62 through 9/7/63

MOST CONSECUTIVE ROAD WINS

7 12/12/76 through 12/4/77
6 9/20/98 through 11/29/98
5 12/1/85 through 10/12/86
5 9/16/84 through 11/11/84
4 9/24/06 through 11/12/06
4 9/29/96 through 11/24/96

MOST CONSECUTIVE ROAD LOSSES

12 11/9/63 through 9/11/65
6 10/12/92 through 12/27/92
6 11/4/90 through 9/8/91
6 12/11/66 through 10/29/67
6 12/5/65 through 10/30/66
6 9/16/61 through 12/10/61

MOST CONSECUTIVE ROAD GAMES WITHOUT WIN

17 12/2/62 through 9/11/65
6 10/12/92 through 12/27/92
6 11/4/90 through 9/8/91
6 12/11/66 through 10/29/67
6 12/5/65 through 10/30/66
6 9/16/61 through 12/10/61

MOST CONSECUTIVE POSTSEASON WINS

7 12/27/97 through 1/31/99
2 1/7/90 through 1/14/90
2 1/10/88 through 1/17/88
2 1/4/87 through 1/11/87
2 12/24/77 through 1/11/78

MOST CONSECUTIVE POSTSEASON LOSSES

5 1/15/78 through 12/30/84
3 12/31/00 through 1/9/05
3 1/12/92 through 1/4/97

MOST CONSECUTIVE POSTSEASON HOME WINS

6 1/4/87 through 1/4/92
4 12/27/97 through 1/14/06

MOST CONSECUTIVE POSTSEASON HOME LOSSES

1 3 times (last: vs. Pittsburgh, 1/22/06)

MOST CONSECUTIVE POSTSEASON ROAD WINS

2 1/4/98 through 1/11/98

MOST CONSECUTIVE POSTSEASON ROAD LOSSES

3 12/31/00 through 1/9/05
3 12/30/78 through 12/24/83

MOST CONSECUTIVE PRESEASON WINS

9 8/22/81 through 8/20/83
7 8/14/76 through 8/20/77
6 9/4/99 through 8/11/01

MOST CONSECUTIVE PRESEASON LOSSES

6 8/17/68 through 8/16/69
6 8/5/60 through 8/12/61
5 8/25/61 through 8/18/62
5 8/21/65 through 8/12/66

MOST CONSECUTIVE PRESEASON HOME WINS

10 7/26/97 through 8/31/01
6 8/22/81 through 8/20/83

MOST CONSECUTIVE PRESEASON HOME LOSSES

4 8/7/65 through 8/28/66
3 8/17/68 through 8/16/69

MOST CONSECUTIVE PRESEASON ROAD WINS

4 8/10/02 through 8/16/03
4 9/2/77 through 8/19/78

MOST CONSECUTIVE PRESEASON ROAD LOSSES

7 8/25/90 through 8/16/93
6 8/5/60 through 8/12/61
6 8/30/68 through 8/29/70

TEAM RECORDS — SCORING / KICKING / OFFENSE

SCORING

MOST POINTS SCORED

Season	Points
501	1998
485	2000
472	1997
395	2005
392	2002
391	1996
388	1995
381	2004
381	2003
380	1985

Game	Points
50	vs. San Diego, 10/6/63
49	vs. Philadelphia, 10/30/05
48	vs. Tampa Bay, 11/7/76
48	at Houston, 10/14/73
46	vs. N.Y. Jets, 9/19/76
45	vs. Kansas City, 12/7/03
45	vs. Baltimore, 10/20/96
45	vs. Cincinnati, 9/1/91
45	vs. New England, 11/11/79
45	vs. New England, 12/17/72
45	vs. N.Y. Titans, 11/22/62

LARGEST MARGIN OF VICTORY

43	vs. N.Y. Jets, 9/19/76 (46-3)
37	at Phoenix, 12/16/89 (37-0)
37	vs. Oakland, 10/5/62 (44-7)
35	vs. San Diego, 12/21/97 (38-3)
35	vs. New England, 11/11/79 (45-10)
35	vs. Tampa Bay, 11/7/76 (48-13)
34	vs. Kansas City, 12/9/07 (41-7)
34	vs. Cleveland, 10/15/00 (44-10)
34	vs. Carolina, 11/9/97 (34-0)
34	at New England, 10/8/95 (37-3)
34	vs. Detroit, 11/1/87 (34-0)

MOST POINTS, ONE HALF

38	vs. Seattle, 11/26/89 (first)
38	vs. New England, 11/11/79 (first)
38	vs. Tampa Bay, 11/7/76 (second)
35	vs. Philadelphia, 10/4/98 (first)
35	vs. Dallas, 9/13/98 (first)
35	vs. Minnesota, 11/18/84 (first)
34	vs. Atlanta, 9/10/00 (first)
33	vs. San Diego, 10/6/63 (second)
32	vs. N.Y. Titans, 11/22/62 (second)
31	vs. San Diego, 9/14/08 (first)
31	vs. N.Y. Jets, 9/1/96 (first)
31	vs. Kansas City, 11/16/86 (first)

MOST POINTS, ONE QUARTER

28	vs. Philadelphia, 10/4/98 (first)
26	at N.Y. Jets, 12/3/67 (second)
24	vs. San Diego, 9/14/08 (second)
24	vs. Jacksonville, 10/25/98 (second)
24	vs. San Diego, 12/21/97 (second)
24	vs. N.Y. Jets, 9/1/96 (second)
24	vs. Washington, 9/17/95 (second)
24	vs. Seattle, 11/26/89 (second)
24	vs. New England, 11/11/79 (first)
24	vs. Tampa Bay, 11/7/76 (fourth)
24	vs. San Diego, 10/6/63 (fourth)
24	vs. Buffalo, 11/27/60 (fourth)

MOST TOUCHDOWNS SCORED

Season	Touchdowns
62	1998
58	2000
55	1997
47	1996
46	2005
45	2002, 1987, 1986, 1985
42	2008, 2004, 2003, 1995, 1993, 1984

Game	Touchdowns
7	vs. Philadelphia, 10/30/05
6	14 times (last: vs. Kansas City, 12/7/03)

FEWEST POINTS SCORED

Season	Points
148	1982 (players' strike; nine-game season)
196	1966
203	1971
240	1964
251	1961
253	1970
254	1975
255	1968
256	1967
262	1992

Game (times Denver shut out: 9)

0	at L.A. Raiders (24-0), 11/22/92
0	at Philadelphia (30-0), 9/20/92
0	at New Orleans (42-0), 11/20/88
0	at Chicago (27-0), 9/9/84
0	at San Diego (23-0), 10/8/78
0	at San Diego (17-0), 12/15/74
0	at Kansas City (16-0), 12/6/70
0	at Oakland (51-0), 9/10/67
0	at San Diego (37-0), 10/29/61

LARGEST MARGIN OF DEFEAT

52	vs. Kansas City, 9/7/63 (59-7)
51	at Oakland, 9/10/67 (51-0)
46	vs. Kansas City, 10/23/66 (56-10)
43	at Kansas City, 10/29/67 (52-9)
42	at New Orleans, 11/20/88 (42-0)
41	vs. Houston, 11/5/61 (55-14)

KICKING

MOST FIELD GOALS MADE

Season	Goals
31	2001
31	1995
30	1994
29	2004, 1999
28	2003, 1997
27	2007, 2006, 1991, 1989, 1962

Game	Goals
5	vs. Miami, 10/13/02
5	at Kansas City, 11/16/97
5	vs. Buffalo, 9/3/95
5	vs. Seattle, 11/20/83
4	25 times (last: at Kansas City, 9/28/08)

HIGHEST PERCENTAGE ON PAT ATTEMPTS

1.000	18 times (last: 2007, 33 of 33)
-------	---------------------------------

TOTAL OFFENSE

MOST TOTAL PLAYS

Season	Plays
1,152	1985
1,115	2000
1,092	1996
1,077	1988
1,071	1989
1,070	2004
1,070	1987
1,068	1997
1,062	1981
1,060	1993

Game

95	at Green Bay (at Milwaukee), 9/20/87 (OT)
88	at Seattle, 10/29/78 (OT)
86	at Chicago, 12/12/76
86	vs. San Diego, 11/30/75 (OT)
84	vs. Oakland, 10/16/95
84	at Kansas City, 12/4/94 (OT)
84	at L.A. Raiders, 10/28/84 (OT)
84	vs. Boston, 12/3/61
83	vs. San Diego, 11/19/00; at Phoenix, 12/16/89; at Seattle, 12/8/79; at Houston, 12/20/64; at Houston, 11/20/60

TEAM RECORDS — OFFENSE / RUSHING

MOST YARDS TOTAL OFFENSE

Season	Yards
6,554	2000 (2,311 rush/4,243 pass)
6,333	2008 (1,862/4,471)
6,332	2004 (2,333/3,999)
6,092	1998 (2,468/3,624)
6,090	2002 (2,266/3,824)
6,040	1995 (1,995/4,045)
5,872	1997 (2,378/3,494)
5,791	1996 (2,362/3,429)
5,766	2005 (2,539/3,227)
5,624	1987 (1,970/3,654)

Game

567	vs. Atlanta, 10/31/04 (68 rush/499 pass)
564	at Cleveland, 11/6/08 (123/441)
564	vs. Philadelphia, 10/30/05 (255/309)
548	vs. Baltimore, 10/20/96 (222/326)
543	vs. N.Y. Jets, 9/19/76 (251/292)
538	at Seattle, 11/26/00 (301/237)
536	vs. San Diego, 11/19/00 (93/433)
532	vs. Buffalo, 12/21/08 (181/351)
532	vs. Kansas City, 11/18/74 (73/459)
522	at San Diego, 11/29/87 (175/347)

HIGHEST AVERAGE GAIN PER PLAY

Season	Yards
6.21	2008 (1,019-6,333)
5.92	2004 (1,070-6,332)
5.88	2000 (1,115-6,554)
5.85	1998 (1,041-6,092)
5.76	2002 (1,057-6,090)
5.70	1995 (1,060-6,040)
5.68	2007 (976-5,541)
5.60	2005 (1,030-5,766)
5.50	1997 (1,068-5,872)
5.38	1972 (831-4,472)

Game

9.53	vs. Dallas, 9/13/98 (54-515)
8.33	vs. Kansas City, 12/7/03 (61-508)
7.94	at Cleveland, 11/6/08 (71-564)
7.83	vs. Philadelphia, 10/30/05 (72-564)
7.77	vs. New England, 12/17/72 (62-482)
7.76	vs. Arizona, 12/29/02 (58-450)
7.73	vs. Kansas City, 9/21/75 (55-425)
7.67	vs. Atlanta, 10/31/04 (74-567)
7.66	vs. Arizona, 11/5/95 (53-406)

FEWEST YARDS TOTAL OFFENSE

Season	Yards
2,837	1982 (players' strike; nine-game season) (1,018 rush/1,819 pass)
2,947	1967 (1,265/1,682)
3,168	1966 (1,173/1,995)
3,332	1964 (1,311/2,021)
3,811	1961 (1,091/2,720)
3,827	1970 (1,802/2,025)
3,906	1977 (2,043/1,863)
3,971	1968 (1,614/2,357)
3,995	1963 (1,508/2,487)
4,136	1976 (1,932/2,204)

Game

-5	at Oakland, 9/10/67 (48 rush/-53 pass)
26	at Houston, 9/3/66 (33/-7)
82	at Philadelphia, 9/20/92 (52/30)
128	at Washington, 10/12/92 (26/102)
130	at Chicago, 9/9/84 (53/77)
131	vs. Buffalo, 12/13/64 (47/84)
132	vs. Boston, 10/4/64 (53/79)
139	at Pittsburgh, 9/4/83 (138/1)
148	at Kansas City, 12/6/70 (76/72)
152	vs. Oakland, 9/3/78 (144/8)

RUSHING

MOST RUSHES

Season	Rushes
601	1978
554	1989
543	2003
542	2005
534	2004
525	1998
525	1996
525	1979
523	1977
520	1997

Game

60	vs. San Diego, 11/30/75 (OT)
59	at Kansas City, 9/24/78 (OT)
59	at Chicago, 12/12/76
57	at Seattle, 10/29/78 (OT)
57	at Cleveland, 10/24/71
55	vs. San Diego, 10/17/71
54	at Indianapolis, 12/21/03
53	at Kansas City, 11/20/77
51	at Oakland, 10/17/04
51	vs. Green Bay, 10/17/99

MOST YARDS RUSHING

Season	Yards
2,629	2003
2,539	2005
2,468	1998
2,451	1978
2,378	1997
2,362	1996
2,333	2004
2,311	2000
2,266	2002
2,157	1974

Game

356	at Chicago, 12/12/76
328	vs. San Diego, 11/30/75 (OT)
301	at Seattle, 11/26/00
292	at Oakland, 11/24/74
283	at New Orleans, 12/3/00
280	at Cleveland, 10/24/71
278	at Seattle, 10/29/78 (OT)
272	at Cincinnati, 10/19/69
270	vs. Kansas City, 12/7/03
260	vs. Seattle, 12/19/99 (OT)

HIGHEST AVERAGE GAIN PER RUSH

Season	Yards
4.96	2002 (457-2,266)
4.84	2003 (543-2,629)
4.81	2008 (387-1,862)
4.70	1998 (525-2,468)
4.68	2005 (542-2,539)
4.57	1997 (520-2,378)
4.56	2007 (429-1,957)
4.53	1995 (440-1,995)
4.50	1996 (525-2,362)
4.50	1972 (409-1,838)

Game (min. 10 rushes)

9.52	vs. Chicago, 11/23/03 (21-200)
9.00	at San Diego, 12/28/08 (10-90)
8.44	vs. Kansas City, 12/7/03 (32-270)
8.09	vs. Arizona, 12/29/02 (32-259)
7.88	vs. Seattle, 12/19/99 (33-260) (OT)
7.73	vs. Houston, 10/18/92 (22-170)
7.66	vs. Cincinnati, 9/21/97 (29-222)
7.63	at N.Y. Giants, 11/5/72 (24-183)
7.34	at Seattle, 11/26/00 (41-301)
7.20	at Dallas, 11/24/05 (20-144) (OT)

TEAM RECORDS — RUSHING / PASSING

Most RUSHING TOUCHDOWNS

Season	
26	1998
25	2005
21	2002
21	2000
20	2003
20	1996
20	1985
20	1974
19	1994
19	1990
Game	
5	vs. Kansas City, 12/7/03
4	7 times (last: vs. San Francisco, 12/23/00)

Fewest YARDS RUSHING

Season	
1,018	1982 (players' strike; nine-game season)
1,091	1961
1,173	1966
1,195	1960
1,265	1967
1,298	1962
1,311	1964
1,470	1994
1,500	1992
1,508	1963

Game	
13	at Oakland, 10/22/72
14	vs. Miami, 11/2/08
20	at Dallas, 12/10/61
26	at Washington, 10/12/92
27	at Buffalo, 9/15/62
28	vs. New England, 11/4/84
28	vs. Kansas City, 10/23/66
29	vs. Oakland, 11/28/63
33	at L.A. Raiders, 9/8/91
33	at Houston, 12/2/62

PASSING

Most PASS ATTEMPTS

Season	
626	1994
620	2008
617	1985
594	1995
581	1988
569	2000
568	1961
559	1962
554	2002
554	1999

Game	
59	at Green Bay, 10/10/93
58	vs. San Diego, 11/19/00
56	at L.A. Raiders, 12/26/82
56	at Boston, 9/21/62
56	at Buffalo, 9/15/62
55	vs. Atlanta, 10/31/04
55	at Houston, 12/20/64
54	at Baltimore, 9/30/02
54	at N.Y. Titans, 9/24/61
54	vs. Houston, 11/6/60

Most COMPLETIONS

Season	
388	1994
386	2008
359	2002
354	2000
350	1995
350	1993
329	1985
327	1996
326	2007
324	1988

Game	
36	vs. San Diego, 9/14/08
36	vs. San Diego, 11/19/00
36	vs. San Diego, 9/4/94
35	at Baltimore, 9/30/02
35	at Houston, 12/20/64
34	vs. Oakland, 11/11/02
33	at San Diego, 12/28/08
33	at Green Bay, 10/10/93
32	vs. Kansas City, 12/7/08
32	at Detroit, 11/4/07
32	vs. San Diego, 10/6/96
32	vs. Kansas City, 11/18/74

HIGHEST COMPLETION PERCENTAGE

Season	
.648	2002 (359-554)
.633	2007 (326-515)
.633	1993 (350-553)
.623	2008 (386-620)
.622	2000 (354-569)
.620	1994 (388-626)
.611	2001 (312-511)
.610	1996 (327-536)
.600	2005 (279-465)
.596	1981 (289-485)

Game (min. 10 attempts)	
.917	at L.A. Raiders, 11/2/86 (11-12)
.875	vs. San Diego, 9/27/81 (21-24)
.870	vs. Kansas City, 12/10/78 (20-23)
.824	at Indianapolis, 12/21/03 (14-17)
.808	at Tennessee, 12/25/04 (21-26)
.800	vs. Kansas City, 12/7/08 (32-40)
.783	at New England, 10/27/02 (18-23)
.783	vs. San Diego, 9/4/94 (36-46)
.783	vs. Minnesota, 11/18/84 (18-23)
.780	vs. San Diego, 10/6/96 (32-41)

Most YARDS PASSING (NET YARDS)

Season	
4,471	2008
4,243	2000
4,045	1995
4,017	1994
3,999	2004
3,824	2002
3,768	1993
3,691	1988
3,654	1987
3,645	1985

Game	
499	vs. Atlanta, 10/31/04
459	vs. Kansas City, 11/18/74
443	vs. San Diego, 11/19/00
441	at Cleveland, 11/6/08
431	vs. Oakland, 12/14/80
428	at Buffalo, 9/15/62
396	at Oakland, 10/22/72
385	at Seattle, 12/20/85
384	vs. San Diego, 9/7/62
383	vs. Kansas City, 12/6/98

Fewest YARDS PASSING (NET YARDS)

Season	
1,682	1967
1,819	1982 (players' strike; nine-game season)
1,863	1977
1,995	1966
2,021	1964
2,025	1970
2,065	1971
2,204	1976
2,328	1974
2,357	1968

TEAM RECORDS — PASSING

Fewest YARDS PASSING (NET YARDS), CONT.

Game	
-53	at Oakland, 9/10/67
-7	at Houston, 9/3/66
1	at Pittsburgh, 9/4/83
6	vs. N.Y. Jets, 11/15/64
8	vs. Oakland, 9/3/78
8	vs. San Diego, 11/30/75 (OT)
18	at N.Y. Jets, 12/3/67
20	at Houston, 11/14/65
30	at Philadelphia, 9/20/92
33	vs. San Diego, 10/7/79

Most TOUCHDOWN PASSES THROWN

Season	
32	1998
28	2000
27	2004
27	1997
27	1995
27	1993
27	1981
26	2001
26	1996
25	2008

Game	
5	vs. San Diego, 11/19/00
5	vs. Minnesota, 11/18/84
5	vs. Buffalo, 10/28/62
4	24 times (last: vs. San Diego, 9/14/08)

Most INTERCEPTIONS THROWN

Season	
45	1961
40	1962
35	1960
34	1975
32	1964
30	1966
30	1965
29	1992
29	1963
28	1970

Game	
8	at Houston, 12/2/62
6	vs. San Diego, 9/21/80
6	vs. San Diego, 11/30/75 (OT)
6	at San Diego, 9/24/72
6	vs. Buffalo, 11/19/61
6	at Houston, 11/26/61
6	at Green Bay (at Milwaukee), 9/26/71
5	16 times (last: vs. N.Y. Jets, 10/3/99)

BEST INTERCEPTION AVOIDANCE PERCENTAGE

Season	
.015	2005 (7-465)
.018	1993 (10-553)
.021	1994 (13-626)
.021	2000 (12-569)
.021	1997 (11-513)
.024	1995 (14-594)
.026	1991 (12-459)
.029	1998 (14-491)
.029	2008 (18-620)
.029	2007 (15-515)

HIGHEST AVERAGE GAIN PER ATTEMPT

Season	
8.23	1981 (485-3,992)
8.09	1974 (329-2,660)
7.85	2004 (521-4,089)
7.85	2000 (569-4,464)
7.76	1998 (491-3,808)
7.55	1972 (384-2,900)
7.47	2002 (554-4,139)

7.34	1993 (553-4,061)
7.33	2008 (620-4,545)
7.31	1987 (530-3,874)

HIGHEST AVERAGE GAIN PER COMPLETION

Season	
15.79	1968 (179-2,826)
14.94	1976 (168-2,510)
14.77	1969 (192-2,835)
14.60	1967 (150-2,190)
14.46	1974 (184-2,660)
14.43	1972 (201-2,900)
14.18	1963 (217-3,076)
14.16	1966 (166-2,351)
13.90	1977 (163-2,265)
13.81	1981 (289-3,962)

Fewest TIMES DENVER PASSER SACKED

Season	
12	2008
15	2004
22	1971
23	2005
24	1982 (players' strike; nine-game season)
24	1965
25	2003
25	1998
26	1995
27	1973

Most TIMES DENVER PASSER SACKED

Season	
63	1963
61	1981
61	1964
58	1967
55	1994
55	1983
52	1992
51	1969
50	1977
48	1978
48	1976

Game	
11	vs. Oakland, 11/5/67
11	vs. Buffalo, 12/13/64
10	at Oakland, 10/31/76
10	at Oakland, 12/8/75
9	at Chicago, 10/2/83
8	vs. Oakland, 10/30/77; vs. Kansas City, 10/1/72; vs. Boston, 10/4/64

Most YARDAGE LOST ON SACKS

Season	
590	1963
520	1964
508	1967
469	1968
461	1981
439	1983
402	1977
382	1992
366	1994
359	1975

Game	
95	vs. Oakland, 11/5/67
84	vs. Buffalo, 12/13/64
78	vs. Kansas City, 12/14/68
78	vs. Boston, 9/29/63
77	at Boston, 9/21/62
74	at Oakland, 12/8/75
72	at L.A. Raiders, 12/26/82
71	at Chicago, 10/2/83
67	vs. L.A. Raiders, 10/18/93
63	vs. Kansas City, 10/1/72

TEAM RECORDS — FIRST DOWNS / PUNTING

FIRST DOWNS

MOST FIRST DOWNS

Season

383	2000
357	2002
354	2008
351	2004
347	1998
346	1994
344	1995
340	1997
339	1985
338	1988

Game

34	vs. San Diego, 9/14/08
34	vs. San Diego, 11/19/00
34	vs. Kansas City, 11/18/74
32	at Cincinnati, 10/22/00
31	vs. Seattle, 12/27/98
31	vs. Seattle, 12/1/96
31	at San Diego, 11/29/87
31	vs. Houston, 10/6/85
31	vs. N.Y. Jets, 9/19/76
30	at Baltimore, 9/30/02
30	at Oakland, 12/24/95
30	vs. San Diego, 9/4/94

MOST FIRST DOWNS RUSHING

Season

145	2005
138	1997
135	1998
134	1996
133	2003
132	1987
130	1979
129	1978
127	2004
126	1990

Game

19	at Chicago, 12/12/76
19	vs. San Diego, 11/30/75 (OT)
18	vs. N.Y. Jets, 11/20/05
17	at Seattle, 10/29/78 (OT)
16	at Kansas City, 10/27/85
16	vs. N.Y. Giants, 10/26/80
16	at Kansas City, 9/24/78 (OT)
16	at Boston, 9/24/65
15	5 times (last: at New Orleans, 12/3/00)

MOST FIRST DOWNS PASSING

Season

223	2008
223	2000
205	1995
202	1994
199	2002
196	1988
192	1985
187	2007
187	1993
186	1998

Game

25	vs. Kansas City, 11/24/74
24	vs. San Diego, 12/3/00
23	at Houston, 12/20/64
22	vs. Oakland, 12/14/80
21	vs. Atlanta, 10/31/04
20	at San Diego, 12/28/08
20	vs. San Diego, 9/14/08
20	at Buffalo, 9/15/62
19	vs. New England, 10/1/00
19	at Seattle, 12/20/85
19	at L.A. Raiders, 12/26/82
19	vs. San Diego, 9/27/81

MOST FIRST DOWNS BY PENALTY

Season

43	1994
41	1986
40	2004
39	2003
38	1983
36	2000
36	1988
35	1993
34	1985
34	1981

Game

11	vs. Houston, 10/6/85
7	at Kansas City, 9/19/99
7	at Kansas City, 11/16/98
7	vs. L.A. Raiders, 9/7/86
6	vs. Green Bay, 10/29/07 (OT)
6	vs. San Francisco, 12/23/00
6	at Kansas City, 11/16/97
6	vs. Houston, 9/7/64
5	21 times (last: vs. Oakland, 11/23/08)

FEWEST FIRST DOWNS

Season

170	1982 (players' strike; nine-game season)
171	1966
172	1967
207	1964
217	1971
217	1970
217	1968
219	1961
223	1977
230	1963

Game

0	at Houston, 9/3/66
3	at Oakland, 9/10/67
4	at Philadelphia, 9/20/92
7	at Washington, 10/12/92
7	at Kansas City, 12/6/70
7	vs. Buffalo, 12/13/64
8	6 times (last: at Tampa Bay, 9/26/99)

PUNTING

MOST PUNTS

Season

105	1967
96	1984
96	1978
96	1968
94	1985
91	1977
89	1979
87	1983
87	1970
86	1986
86	1981

Game

12	at Buffalo, 10/25/81
12	vs. Cincinnati, 10/6/68
12	at Oakland, 9/10/67
11	at Seattle, 11/30/92 (OT)
11	vs. Seattle, 10/20/85 (OT)
10	7 times (last: at Baltimore, 9/11/83)

FEWEST PUNTS

Season

45	1982 (players' strike; nine-game season)
46	2008
54	1995
55	2002
60	2007
60	1997
60	1990
60	1972
60	1962
62	2000

TEAM RECORDS — PUNTING / RETURNS

FEWEST PUNTS, CONT.

Game

0	vs. Buffalo, 12/21/08
0	vs. San Diego, 11/16/03
0	at Minnesota, 11/4/90
0	vs. Dallas, 10/8/61
1	20 times (last: vs. Kansas City, 12/7/08)

HIGHEST PUNTING AVERAGE

Season

46.7	2008 (46-2,150)
46.5	1999 (84-3,908)
46.2	1998 (67-3,097)
45.2	1966 (77-2,878)
45.1	1973 (69-3,114)
45.0	1982 (45-2,026)
	(players' strike; nine-game season)
44.9	1967 (105-4,713)
44.7	2001 (82-3,668)
44.4	1993 (68-3,017)
44.3	1963 (81-3,595)

Game (min. 4 punts)

57.2	vs. L.A. Raiders, 9/26/88 (5-286) (OT)
56.6	vs. Seattle, 11/24/84 (5-283)
55.8	vs. San Diego, 12/16/90 (5-279)
55.0	at New England, 10/27/91 (5-275)
54.4	at Oakland, 9/20/98 (5-272)
54.3	at Arizona, 9/23/01 (4-217)
54.3	vs. Minnesota, 10/31/99 (4-217)
54.2	at Oakland, 10/10/99 (5-271)
53.8	vs. San Diego, 10/22/67 (8-430)
53.5	vs. N.Y. Jets, 11/17/63 (6-321)

LOWEST PUNTING AVERAGE

Season

35.1	1976 (84-2,945)
36.4	1978 (96-3,494)
37.3	1960 (70-2,610)
39.0	2002 (55-2,145)
39.2	1977 (91-3,563)
39.3	1986 (86-3,376)
39.4	1961 (80-3,149)
39.6	2000 (62-2,455)
39.9	1989 (80-3,188)
39.9	1975 (63-2,515)

HIGHEST NET PUNTING AVERAGE (SINCE 1976)

Season

38.5	1990 (60-2,313)
38.1	1997 (60-2,283)
38.0	2005 (73-2,771)
37.9	1988 (68-2,574)
37.8	2008 (46-1,740)
37.8	1982 (45-1,699)
	(players' strike; nine-game season)
37.7	1992 (85-3,203)
37.6	1998 (67-2,516)
37.3	1995 (54-2,012)
37.1	1994 (76-2,823)

Game (min. 4 punts)

52.8	vs. L.A. Raiders, 9/26/88 (5-264) (OT)
52.3	vs. San Diego, 11/11/01 (6-314)
52.3	at Houston, 12/4/77 (4-209)
51.2	vs. San Diego, 12/16/90 (5-256)
48.3	vs. San Francisco, 9/19/82 (6-290)
47.0	vs. Seattle, 11/25/84 (5-235)
46.9	vs. New England, 10/16/05 (7-328)
46.8	vs. Pittsburgh, 10/12/03 (6-281)
46.0	vs. St. Louis, 9/14/97 (4-184)
46.0	vs. San Diego, 11/9/86 (4-184)

PUNT RETURNS

MOST PUNT RETURNS

Season

63	1970
58	1977
54	1999

Game

53	1988
51	1981
51	1978
51	1976
49	1996
48	1987
48	1986

Game

8	vs. San Diego, 12/27/87
8	vs. Baltimore, 10/22/78
8	vs. San Diego, 11/30/75 (OT)
8	at Kansas City, 10/6/74
8	at Buffalo, 9/20/70
7	8 times (last: vs. Miami, 12/12/04)

MOST PUNT RETURN YARDS

Season

712	1977
640	1976
583	1996
582	1978
556	1970
555	1997
552	1986
486	1987
474	1974
470	1975

Game

168	vs. Carolina, 11/9/97
167	vs. Pittsburgh, 11/6/77
150	vs. San Diego, 12/27/88
128	vs. San Francisco, 9/19/82
126	at N.Y. Jets, 12/3/67
125	vs. Cleveland, 9/26/76
121	vs. St. Louis, 9/14/97
121	at Buffalo, 9/20/70
116	at Houston, 11/14/65
113	vs. N.Y. Jets, 11/17/63

HIGHEST PUNT RETURN AVERAGE

Season

14.5	1982 (21-305)
	(players' strike; nine-game season)
13.5	1997 (41-555)
13.5	1967 (26-351)
13.1	2001 (31-405)
12.9	1963 (30-387)
12.5	1976 (51-640)
12.3	1977 (58-712)
12.2	1969 (37-450)
11.9	1996 (49-583)
11.5	1995 (31-358)

MOST PUNT RETURN TOUCHDOWNS

Season

4	1976
3	1997
2	2003, 1986, 1982
1	14 times (last: 2007)

Game

2	vs. Carolina, 11/9/97
2	vs. Cleveland, 9/26/76
1	23 times (last: vs. Tennessee, 11/19/07)

KICKOFF RETURNS

MOST KICKOFF RETURNS

Season

78	1963
76	1964
75	1994
71	2008
71	1965
67	2001
67	1960
66	2000
66	1990
66	1961

TEAM RECORDS — KICK RETURNS / FUMBLES

MOST KICKOFF RETURNS, CONT.

Game	Return	Opponent	Date
10	at Indianapolis	10/31/88	
10	vs. Boston	10/4/64	
10	at San Diego	12/22/63	
9	at San Diego	12/28/08	
9	at Kansas City	12/18/83	
9	at Boston	10/18/63	
9	vs. Kansas City	9/7/63	

MOST KICKOFF RETURN YARDS

Season	Yards	Year
1,801	1963	
1,758	1964	
1,731	1965	
1,576	2001	
1,558	1966	
1,550	2008	
1,547	1960	
1,523	1994	
1,518	1967	
1,501	1961	

Game	Return	Opponent	Date
295	vs. Boston	10/4/64	
289	vs. Kansas City	9/7/63	
238	at Kansas City	10/8/63	
219	at Indianapolis	10/31/88	
217	at San Diego	10/29/61	
215	at Houston	9/3/66	
215	at San Diego	10/29/61	

HIGHEST KICKOFF RETURN AVERAGE

Season	Average	Year
26.9	1966 (58-1,588)	
25.3	1967 (60-1,518)	
24.5	1975 (59-1,446)	
24.4	1965 (71-1,731)	
24.2	1998 (58-1,402)	
23.9	1996 (50-1,195)	
23.6	1969 (56-1,323)	
23.5	2001 (67-1,576)	
23.5	2002 (62-1,456)	
23.4	1976 (46-1,075)	

MOST KICKOFF RETURN TOUCHDOWNS

Season	Touchdowns	Year
3	1966	
1	2000, 1998, 1972, 1963, 1961	

Game	Touchdowns	Opponent	Date
1	8 times (last: vs. New England)	10/1/00	

FUMBLES

MOST BRONCOS FUMBLES

Season	Fumbles	Year
36	1984	
36	1966	
35	1979	
34	1988	
34	1983	
34	1963	
33	1999	
33	1961	
32	1960	
31	1991	

Game	Fumbles	Opponent	Date
6	vs. Washington	11/18/01	
6	vs. Philadelphia	10/29/89	
6	vs. Cleveland	10/19/75	
6	at Boston	11/6/66	
6	vs. L.A. Chargers	10/16/60	
5	13 times (last: vs. Seattle)	12/3/06	

MOST BRONCOS FUMBLES LOST

Season	Fumbles Lost	Year
20	1961	
19	1983	
18	1994	

Season	Fumbles Lost	Year
18	1993	
18	1981	
18	1979	
17	1987	
17	1984	
17	1982 (players' strike; nine-game season)	
17	1978	
17	1966	
17	1960	

Game	Fumbles Lost	Opponent	Date
5	vs. Cleveland	10/19/75	
5	vs. Chicago	9/30/73	
4	8 times (last: at Indianapolis)	10/31/88	

FEWEST BRONCOS FUMBLES

Season	Fumbles	Year
15	1969	
17	1998	
18	2008	
19	2005	
21	2002	
21	1973	
23	2004	
23	1976	
23	1974	
23	1970	

FEWEST BRONCOS FUMBLES LOST

Season	Fumbles Lost	Year
6	2003	
6	1998	
7	2002	
8	2001	
8	1985	
8	1969	
8	1964	
9	2005	
9	2004	
9	1973	

MOST OPPONENT FUMBLES

Season	Fumbles	Year
46	1983	
44	1984	
43	1989	
40	1964	
37	1975	
36	1990	
36	1981	
36	1971	
35	1987, 1970, 1966	

Game	Fumbles	Opponent	Date
7	vs. Green Bay	10/15/84	
7	vs. Seattle	11/20/83	
7	at Oakland	10/4/81	
7	vs. Buffalo	12/13/64	
6	10 times (last: at Pittsburgh)	11/5/06	

MOST OPPONENT FUMBLES RECOVERED

Season	Fumbles Recovered	Year
24	1984	
23	1981	
22	1989	
21	1964	
20	1983	
20	1971	
20	1963	
19	1987, 1979, 1962	

Game	Fumbles Recovered	Opponent	Date
6	at Buffalo	12/2/79	
5	vs. Seattle	12/13/81	
5	at Boston	11/6/66	
5	vs. Buffalo	12/13/64	
5	at Oakland	10/14/62	
4	11 times (last: at L.A. Raiders)	10/28/84 (OT)	

TEAM RECORDS — FUMBLES / TURNOVERS / PENALTIES

FEWEST OPPONENT FUMBLES

Season	Fumbles	Year
15	2008	
17	1982 (players' strike; nine-game season)	
20	1995	
22	1985	
22	1974	
23	2002	
23	1988	
23	1976	
23	1967	
24	2004, 1994, 1969	

FEWEST OPPONENT FUMBLES RECOVERED

Season	Fumbles Recovered	Year
7	2008	
7	1982 (players' strike; nine-game season)	
8	2004	
9	1996	
10	1991	
11	2003	
11	1999	
11	1998	
11	1974	
12	1985	
12	1980	
12	1972	

TURNOVERS

MOST TAKEAWAYS

Season	Takeaways	Year
55	1984 (31 INT / 24 FUM)	
53	1964 (32 INT / 21 FUM)	
47	1987 (28 INT / 19 FUM)	
47	1983 (27 INT / 20 FUM)	
46	1981 (23 INT / 23 FUM)	
46	1962 (27 INT / 19 FUM)	
44	2000 (27 INT / 17 FUM)	
44	1978 (31 INT / 13 FUM)	
44	1960 (27 INT / 17 FUM)	
43	1989 (21 INT / 22 FUM)	

Game	Takeaways	Opponent	Date
10	at Detroit	10/7/84 (7 INT / 3 FUM)	

FEWEST TAKEAWAYS

Season	Takeaways	Year
13	2008 (6 INT / 7 FUM)	
19	1982 (12 INT / 7 FUM) (players' strike; nine-game season)	
20	2004 (12 INT / 8 FUM)	
20	2003 (9 INT / 11 FUM)	
21	1995 (8 INT / 13 FUM)	
22	2002 (9 INT / 13 FUM)	
22	1972 (10 INT / 12 FUM)	
25	1990 (10 INT / 15 FUM)	
26	1999 (15 INT / 11 FUM)	
26	1994 (12 INT / 14 FUM)	
28	1980 (16 INT / 12 FUM)	
28	1969 (14 INT / 14 FUM)	

MOST GIVEAWAYS

Season	Giveaways	Year
*65	1961 (45 INT / 20 FUM)	
54	1962 (40 INT / 14 FUM)	
52	1960 (35 INT / 17 FUM)	
48	1975 (34 INT / 14 FUM)	
47	1966 (30 INT / 17 FUM)	
46	1965 (30 INT / 16 FUM)	
43	1992 (29 INT / 14 FUM)	
43	1963 (28 INT / 15 FUM)	
41	1983 (22 INT / 19 FUM)	
41	1979 (23 INT / 18 FUM)	
*41	1970 (28 INT / 13 FUM)	
9	at Houston	12/2/62 (8 INT / 1 FUM)
9	vs. Buffalo	11/19/61 (6 INT / 3 FUM)

* - NFL Record

FEWEST GIVEAWAYS

Season	Giveaways	Year
16	2005 (7 INT / 9 FUM)	
20	1998 (14 INT / 6 FUM)	
21	1997 (11 INT / 10 FUM)	
24	2003 (18 INT / 6 FUM)	
25	2000 (12 INT / 13 FUM)	
25	1991 (12 INT / 13 FUM)	
27	2002 (20 INT / 7 FUM)	
27	2001 (19 INT / 8 FUM)	
27	1977 (12 INT / 15 FUM)	
28	1999 (18 INT / 10 FUM)	
28	1993 (10 INT / 18 FUM)	

CONSECUTIVE GAMES WITH A TAKEAWAY

36	1982-84 (2nd game '82 through 12th game '84)
----	--

CONSECUTIVE GAMES WITHOUT A GIVEAWAY

*4	2005 (3rd through 6th)
* - ties NFL Record	

BEST TAKEAWAY RATIO

Season	Ratio	Year
+21	1984 (55 Takeaways / 34 Giveaways)	
+20	2005 (36/16)	
+19	2000 (44/25)	
+13	1964 (53/40)	
+12	1977 (39/27)	
+11	1989 (43/32)	
+11	1987 (47/36)	
+11	1967 (41/30)	
+10	2001 (37/27)	
+10	1998 (30/20)	
+10	1997 (31/21)	
+10	1978 (44/34)	

Game	Ratio	Opponent	Date
+8	at Oakland	10/16/77 (8 Takeaways / 0 Giveaways)	

WORST TAKEAWAY RATIO

Season	Ratio	Year
-25	1961 (40 Takeaways / 65 Giveaways)	
-17	2008 (13/30)	
-17	1982 (19/36)	
-16	1975 (32/48)	
-16	1966 (31/47)	
-12	1992 (31/43)	
-12	1972 (22/34)	
-9	2004 (20/29)	
-9	1995 (21/30)	
-9	1980 (28/37)	

Game	Ratio	Opponent	Date
-9	vs. Buffalo	11/19/61 (0 Takeaways / 9 Giveaways)	

PENALTIES

MOST PENALTIES

Season	Penalties	Year
132	1978	
116	1997	
116	1979	
115	1998	
114	1999	
112	1993	
109	1996	
109	1995	
108	1990	
107	2003	

Game	Penalties	Opponent	Date
15	vs. Tampa Bay	11/7/76	
14	at Kansas City	9/20/93	
14	vs. Oakland	10/17/76	
14	at N.Y. Jets	10/28/73	
13	at San Diego	9/24/95	
13	at Green Bay	10/10/93	
13	at Seattle	10/22/89 (OT)	
13	at Seattle	12/8/79	

TEAM RECORDS — PENALTIES / THIRD DOWNS / DEFENSE

Most Yards Penalized

Season	Yards Penalized
1,092	1978
1,023	1998
1,006	1997
1,006	1979
986	1976
949	1996
922	2003
917	2001
910	1986
899	1980

Game	Opponent	Yards Penalized
160	vs. Tampa Bay, 11/7/76	160
148	at Seattle, 10/14/01	148
146	at Kansas City, 12/16/01 (OT)	146
134	vs. Pittsburgh, 11/6/77	134
132	at Oakland, 10/17/76	132
130	vs. N.Y. Titans, 11/22/62	130
128	at Minnesota, 10/26/87	128
128	at Seattle, 12/8/79	128
124	vs. Cleveland, 12/14/03 (OT)	124
123	at N.Y. Jets, 10/28/73	123
123	at Oakland, 11/9/69	123

Fewest Penalties

Season	Penalties
48	1967
54	1982 (players' strike; nine-game season)
54	1960
60	1961
64	1962
65	1963
66	1966
67	2006
67	1971
69	1965

Game	Opponent	Penalties
0	vs. Kansas City, 9/17/06 (OT)	0
0	at Chicago, 12/18/93	0
0	vs. Kansas City, 12/16/67	0
1	16 times (last: vs. Kansas City, 12/7/08)	1

Fewest Yards Penalized

Season	Yards Penalized
478	2006
501	1960
512	1967
516	1982 (players' strike; nine-game season)
548	1963
560	1961
594	1989
610	2007
613	1962
632	1974

Game	Opponent	Yards Penalized
0	vs. Kansas City, 9/17/06 (OT)	0
0	at Chicago, 12/18/93	0
0	vs. Kansas City, 12/17/67	0
0	at Boston, 9/21/62	0
5	vs. Kansas City, 12/7/08	5
5	at Arizona, 12/17/06	5
5	vs. Atlanta, 10/16/88	5
5	at Kansas City, 10/27/85	5
5	vs. Kansas City, 9/7/63	5
5	vs. Boston, 11/11/62	5
5	vs. Dallas, 10/30/60	5

THIRD DOWNS (SINCE 1972)

Most Third Down Attempts

Season	Attempts
252	1985

Most Third Down Conversions

Season	Conversions
112	1996

Highest Third Down Percentage

Season	Percentage
.489	1996 (112-229)

TOTAL DEFENSE

Fewest Points Allowed

Season	Points Allowed
148	1977
198	1978
206	1976
226	1989
226	1982 (players' strike; nine-game season)
235	1991
241	1984
258	2005
262	1979
264	1970

Game (List of Denver Shutouts: 17)

Denver 24, N.Y. Jets 0, 11/20/05
Denver 34, Carolina 0, 11/9/97
Denver 27, Oakland 0, 10/16/95
Denver 12, at Cleveland 0, 9/27/92
Denver 37, at Phoenix 0, 12/16/89
Denver 12, at San Diego 0, 10/2/88
Denver 24, San Diego 0, 12/27/87
Denver 34, Detroit 0, 11/1/87
Denver 21, Kansas City 0, 10/23/84
Denver 17, at Oakland 0, 10/4/81
Denver 7, San Diego 0, 10/7/79
Denver 10, Cincinnati 0, 9/2/79
Denver 7, St. Louis 0, 9/18/77
Denver, 17, at San Diego 0, 11/14/76
Denver 26, San Diego 0, 10/3/76
Denver 27, Cleveland 0, 10/24/71
Denver 13, San Diego 0, 11/2/69

Fewest Touchdowns Allowed

Season	Touchdowns Allowed
18	1977
21	1978
22	1991
25	1989
25	1982 (players' strike; nine-game season)
25	1976
26	1984
27	1993
28	1970
29	2006

Fewest Field Goals Allowed

Season	Field Goals Allowed
8	1977
12	1976
13	1995
13	1961
14	2005
14	1998
14	1997
14	1987
14	1965
15	1981
15	1979
15	1967
15	1963

Fewest Total Plays Allowed

Season	Total Plays Allowed
616	1982 (players' strike; nine-game season)
825	1971
838	1970
847	1963
850	1965
871	1966
872	1973
876	1972
899	1961
901	1975

TEAM DEFENSIVE RECORDS — TOTAL / RUSHING

Fewest Total Plays Allowed, Cont.

Game	Opponent	Total Plays Allowed
37	at Indianapolis, 12/21/03	37
40	at Jacksonville, 9/19/04	40
40	vs. San Diego, 11/16/03	40
40	vs. San Diego, 10/6/63	40
42	vs. Green Bay, 12/30/90	42
42	vs. San Diego, 11/30/75 (OT)	42
43	vs. N.Y. Jets, 11/20/05	43
43	vs. Indianapolis, 1/2/05	43
44	at Oakland, 9/24/00	44
44	at Boston, 9/24/65	44
44	vs. Boston, 9/29/63	44

Fewest Total Yards Allowed

Season	Total Yards Allowed
3,169	1982 (935 rush/2,234 pass) (players' strike; nine-game season)
3,705	1970 (1,351/2,354)
3,734	1976 (1,709/2,025)
3,775	1977 (1,531/2,244)
3,819	1971 (1,834/1,985)
3,851	1972 (1,668/2,183)
4,006	1975 (1,974/2,032)
4,235	1973 (1,795/2,440)
4,297	1965 (1,337/2,960)
4,391	1974 (1,808/2,583)

Game	Opponent	Total Yards Allowed
60	at Cleveland, 10/24/71 (24 rush/36 pass)	60
66	vs. Chicago, 12/5/71 (73/-7)	66
70	vs. San Diego, 11/2/69 (50/20)	70
92	vs. New England, 11/11/79 (58/34)	92
96	vs. San Diego, 11/16/03 (40/56)	96
101	at Phoenix, 12/16/89 (22/79)	101
121	vs. Kansas City, 10/4/70 (88/33)	121
123	vs. San Diego, 11/30/75 (59/64) (OT)	123
123	at Philadelphia, 10/31/71 (46/77)	123
128	vs. Indianapolis, 10/15/89 (44/84)	128
128	at San Diego, 11/14/76 (33/95)	128

Lowest Average Yield Per Play

Season	Average Yield Per Play
4.01	1977 (931-3,775)
4.14	1976 (919-3,734)
4.38	1978 (1,016-4,448)
4.39	1972 (876-3,851)
4.42	1970 (838-3,705)
4.45	1975 (901-4,006)
4.51	1989 (977-4,407)
4.62	1971 (825-3,819)
4.65	1974 (945-4,391)
4.70	1979 (1,033-4,852)

Game	Opponent	Total Yards Allowed
1.12	vs. Chicago, 12/5/71 (59-66)	1.12
1.25	vs. San Diego, 11/2/69 (56-70)	1.25
1.30	at Cleveland, 10/24/71 (46-60)	1.30
1.61	vs. New England, 11/11/79 (57-92)	1.61
2.06	at Phoenix, 12/16/89 (49-101)	2.06
2.16	vs. Kansas City, 10/4/70 (56-121)	2.16
2.25	at San Diego, 11/14/76 (57-128)	2.25
2.30	vs. Buffalo, 9/25/77 (56-129)	2.30

RUSHING DEFENSE

Fewest Rushes Allowed

Season	Rushes Allowed
293	1982 (players' strike; nine-game season)
344	2005
344	2000
345	1996
356	1998
379	2003
379	2002
381	1997
384	1965
396	2004

Game	Opponent	Rushes Allowed
8	vs. N.Y. Jets, 11/20/05	8
9	at New Orleans, 12/3/00	9
9	vs. Cleveland, 10/15/00	9
9	at New England, 11/17/96	9
10	at San Diego, 12/29/87	10
10	at San Diego, 10/12/86	10
11	at Jacksonville, 10/2/05	11
11	vs. Green Bay, 10/17/99	11
11	at N.Y. Jets, 12/3/67	11
12	at Indianapolis, 12/21/03	12
12	at Detroit, 12/25/99	12
12	vs. Kansas City, 10/27/96	12
12	at Phoenix, 12/16/89	12

Fewest Rushing Yards Allowed

Season	Rushing Yards Allowed
935	1982 (players' strike; nine-game season)
1,287	1998
1,331	1996
1,337	1965
1,351	1970
1,363	2005
1,418	1993
1,489	2002
1,492	2001
1,512	2004

Game	Opponent	Rushing Yards Allowed
0	at Kansas City, 12/19/65	0
12	at Jacksonville, 10/2/05	12
16	vs. Kansas City, 12/9/07	16
17	at New England, 11/17/96	17
18	vs. Pittsburgh, 9/27/70	18
19	vs. N.Y. Jets, 11/20/05	19
20	at San Diego, 10/2/88	20
21	at New Orleans, 12/3/00	21
21	vs. Green Bay, 10/17/99	21
21	vs. Oakland, 10/16/95	21

Lowest Average Yield Per Rush

Season	Average Yield Per Rush
3.19	1982 (293-935) (players' strike; nine-game season)
3.26	1977 (470-1,531)
3.30	1970 (409-1,351)
3.37	1979 (502-1,693)
3.45	1976 (496-1,709)
3.48	1965 (384-1,337)
3.57	1993 (397-1,418)
3.60	1978 (549-1,979)
3.62	1998 (356-1,287)
3.67	2001 (406-1,492)

Game (min. 10 rushes)	Opponent	Average Yield Per Rush
0.00	at Kansas City, 12/19/65 (20-0)	0.00
0.64	vs. Pittsburgh, 9/27/70 (28-18)	0.64
0.94	vs. Kansas City, 12/9/07 (17-16)	0.94
1.10	at Jacksonville, 10/2/05 (11-12)	1.10
1.29	at Miami, 12/21/98 (28-36)	1.29
1.47	vs. Cincinnati, 12/14/69 (19-28)	1.47
1.50	at San Diego, 11/14/76 (22-33)	1.50
1.54	at San Diego, 10/2/88 (13-20)	1.54
1.60	at Cleveland, 10/24/71 (15-24)	1.60
1.62	vs. Oakland, 10/16/95 (13-21)	1.62

Fewest Rushing Touchdowns Allowed

Season	Rushing Touchdowns Allowed
5	1996
5	1977
6	1993
7	1970
8	1998
8	1991
8	1982 (players' strike; nine-game season)
9	2001
10	7 times (last: 2005)

TEAM DEFENSIVE RECORDS — PASSING

PASSING DEFENSE

FEWEST PASS ATTEMPTS ALLOWED

Season	Year	Notes
307	1982	(players' strike; nine-game season)
348	1975	
356	1971	
379	1970	
386	1960	
387	1973	
391	1976	
396	1966	
397	1972	
426	1977, 1974	

Game

10	at Kansas City, 9/24/78 (OT)
12	vs. Oakland, 11/23/08
12	at Oakland, 10/19/97
12	at Kansas City, 10/18/81
13	at Minnesota, 11/4/90
14	at Cincinnati, 10/22/00
14	vs. N.Y. Giants, 11/15/92
14	vs. Oakland, 10/30/77
14	at New England, 11/28/76
14	at Kansas City, 11/27/69
14	at Houston, 11/20/60

FEWEST COMPLETIONS ALLOWED

Season	Year	Notes
150	1971	
172	1982	(players' strike; nine-game season)
181	1975	
189	1960	
190	1966	
191	1970	
192	1966	
194	1961	
202	1973, 1965, 1962	

Game

2	at Cincinnati, 10/22/00
2	at Chicago, 12/12/76
5	at Green Bay, 9/26/71
5	vs. Dallas, 10/8/61
6	4 times (last: at Minnesota, 11/4/90)
7	13 times (last: vs. Green Bay, 10/17/99)

LOWEST COMPLETION PCT. ALLOWED

Season	Year	Notes
.421	1971	(150-356)
.448	1961	(194-433)
.459	1965	(202-440)
.466	1967	(214-459)
.478	1962	(202-423)
.485	1966	(192-396)
.487	1960	(189-387)
.489	1964	(215-440)
.500	1963	(204-408)
.504	1970	(191-379)

Game (min. 10 attempts)

.118	at Chicago, 12/12/76 (2-17)
.143	at Cincinnati, 10/22/00 (2-14)
.226	vs. Chicago, 12/5/71 (7-31)
.259	at Cleveland, 10/24/71 (7-27)
.263	at Green Bay (at Milwaukee), 9/26/71 (5-19)
.275	vs. Chicago, 9/30/73 (8-22)
.281	vs. Seattle, 10/20/85 (9-32) (OT)
.286	vs. Buffalo, 12/13/64 (6-21)
.289	vs. N.Y. Jets, 11/15/64 (11-38)
.292	vs. L.A. Raiders, 9/6/92 (7-24)

FEWEST PASSING YARDS ALLOWED (NET YARDS)

Season	Year	
1,985	1971	
2,025	1976	
2,032	1975	
2,183	1972	
2,234	1982	(players' strike; nine-game season)
2,244	1977	
2,354	1970	
2,440	1973	
2,469	1978	
2,515	1966	

Game

-7	vs. Chicago, 12/5/71
14	at Cincinnati, 10/22/00
18	at Kansas City, 12/6/70
33	vs. Kansas City, 10/4/70
34	vs. New England, 11/11/79
36	at Cleveland, 10/24/71
39	vs. N.Y. Giants, 11/15/92
39	vs. Dallas, 10/8/61
48	vs. Baltimore, 9/20/81
50	vs. Seattle, 10/26/86

FEWEST TOUCHDOWN PASSES ALLOWED

Season	Year	
8	1976	
9	1978	
11	1979	
11	1977	
12	1991	
13	2006, 1989, 1981	
14	1982	(players' strike; nine-game season), 1975, 1974

MOST OPPONENT PASSES INTERCEPTED

Season	Year
32	1964
31	1984, 1978
28	1987, 1967
27	2000, 1983, 1962
26	1961

Game

7	at Detroit, 10/7/84
7	at Oakland, 10/16/77
6	vs. Boston, 9/3/67
6	at Houston, 11/14/65
6	vs. N.Y. Jets, 11/15/64
6	at Buffalo, 9/18/60
5	10 times (last: vs. New England, 10/28/01)

HIGHEST PCT. OF OPPONENT PASSES INTERCEPTED

Season	Year	Notes
.073	1964	(32-440)
.071	1978	(31-438)
.065	1960	(27-387)
.064	1962	(27-423)
.061	1987	(28-456)
.061	1976	(24-391)
.061	1967	(28-459)
.060	1961	(26-433)
.059	1977	(25-426)
.057	1965	(25-440)

MOST YARDS ON INTERCEPTION RETURNS

Season	Year
510	1984
491	1977
483	1962
465	1965
459	1964
452	1976
439	1998
417	1960
413	1967
403	1987

Game

133	at Buffalo, 9/18/60
126	at Oakland, 11/13/05
123	at Oakland, 9/20/98
117	vs. Oakland, 10/5/62
111	vs. San Diego, 12/27/87
111	at Detroit, 10/7/84
110	vs. Kansas City, 10/9/77
108	vs. Dallas, 10/5/86
104	at Houston, 11/14/65
103	2 times (last: at Boston, 11/20/64)

MOST INTERCEPTIONS RETURNED FOR TOUCHDOWN

Season	Year
5	2000, 1997

Game	Year
2	vs. Kansas City, 9/10/89
2	vs. Tampa Bay, 11/7/76
2	vs. Oakland, 10/5/62

TEAM DEFENSIVE RECORDS — PASSING / SPECIAL TEAMS

MOST SACKS

Season	Year
57	1984
52	1991
50	1999
50	1992
50	1970
49	1986
47	1998
47	1989
47	1985
46	1993

Game

10	at Cincinnati, 10/19/69
9	vs. N.Y. Jets, 9/1/96
9	vs. Chicago, 12/5/71
9	vs. Buffalo, 11/19/61
8	vs. Seattle, 12/20/92
8	vs. Seattle, 11/26/89
8	vs. N.Y. Jets, 11/15/64
8	vs. Oakland, 11/29/64
7	10 times (last: vs. Pittsburgh, 10/12/03)

MOST YARDS ON SACKS

Season	Year
459	1986
456	1970
447	1964
435	1971
430	1984
378	1985
374	1989
363	1969
357	1972
346	1991

Game

95	vs. N.Y. Jets, 11/15/64
86	vs. Seattle, 11/26/89
76	vs. Kansas City, 10/4/70
75	vs. New England, 12/17/72
73	at Cincinnati, 10/19/69
72	at Seattle, 12/21/80
72	at Houston, 10/14/73
71	vs. Jacksonville, 10/25/98
70	vs. Chicago, 12/5/71
70	vs. Atlanta, 10/18/70

LOWEST AVERAGE YIELD PER PASS ATTEMPT

Season	Year	Notes
5.79	1976	(391-2,265)
6.00	1977	(426-2,556)
6.02	1997	(526-3,166)
6.03	1996	(566-3,413)
6.16	2003	(495-3,049)
6.19	1978	(438-2,712)
6.25	2005	(613-3,833)
6.34	2002	(566-3,588)
6.35	1989	(504-3,201)
6.37	1981	(497-3,168)

LOWEST AVERAGE YIELD PER COMPLETION

Season	Year	Notes
9.97	2002	(360-3,588)
10.58	1976	(214-2,265)
10.88	1977	(235-2,556)
10.92	1997	(290-3,166)
11.02	1978	(246-2,712)
11.05	2006	(327-3,612)
11.14	2005	(344-3,833)
11.22	1979	(296-3,321)
11.30	1996	(302-3,413)
11.40	2008	(333-3,797)

SAFETIES

MOST SAFETIES OF OPPONENT

Season	Year
3	1990
2	1999
2	1986
2	1982
2	1970
2	1967

Game

2	at Seattle, 1/2/83
1	28 times (last: vs. Minnesota, 12/30/07) (OT)

PUNTING

LOWEST OPPONENT PUNTING AVERAGE

Season	Year	Notes
39.0	1960	(67-2,611)
39.4	1982	(42-1,653)
40.5	1961	(77-3,120)
41.0	1989	(84-3,440)
41.1	1985	(94-3,868)
41.4	1990	(62-2,565)
41.4	1964	(59-2,441)
41.5	1984	(81-3,361)
41.5	1967	(65-2,699)
41.6	1980	(70-2,914)

Game (min. 4 punts)

24.3	at Cincinnati, 11/1/98 (3-73)
25.0	at Kansas City, 10/27/85 (5-125)
26.0	vs. Oakland, 11/22/99 (7-182) (OT)
27.3	at Cleveland, 10/1/89 (6-164)
30.0	at Kansas City, 10/20/02 (5-150) (OT)
30.0	vs. Buffalo, 11/27/60 (6-180)
30.3	at Minnesota, 9/11/78 (5-182) (OT)
30.4	at Houston, 10/26/69 (5-152)
30.8	at Dallas, 12/10/61 (4-123)
31.0	at Kansas City, 12/18/83 (5-155)

PUNT RETURNS

LOWEST OPPONENT PUNT RETURN AVERAGE

Season	Year	Notes
4.81	1978	(47-226)
5.48	1995	(25-137)
6.07	1991	(28-170)
6.13	1968	(46-282)
6.87	2006	(39-268)
7.03	1969	(35-246)
7.10	1994	(39-275)
7.23	1990	(22-159)
7.35	1977	(54-397)
7.38	2005	(36-266)
7.43	1970	(56-416)

FEWEST OPPONENT PUNTS RETURNED FOR TOUCHDOWN

Season	Year
0	32 times (last: 2006)

KICKOFF RETURNS

LOWEST OPPONENT KICKOFF RETURN AVERAGE

Season	Year	Notes
17.14	1961	(42-720)
17.44	1989	(72-1,256)
17.68	1991	(62-1,096)
17.76	1993	(63-1,119)
17.91	1983	(46-824)
19.12	1990	(69-1,319)
19.15	1987	(61-1,168)
19.54	1992	(13-254)
19.90	1988	(52-1,035)
19.94	1994	(70-1,396)

FEWEST OPPONENT KICKOFFS RETURNED FOR TOUCHDOWN

Season	Year
0	34 times (last: 2006)

TEAM DEFENSIVE RECORDS / OPPONENT INDIVIDUAL RECORDS

FIRST DOWNS

FEWEST OPPONENT FIRST DOWNS

Season	Year	Record
176	1982	(players' strike; nine-game season)
199	1970	
206	1971	
217	1977	
222	1976	
233	1961	
234	1962	
235	2004	
239	1973	
241	2003	

Game

3	vs. San Diego, 11/30/75 (OT)
5	vs. San Diego, 11/16/03
5	vs. Green Bay, 10/17/99
5	at Chicago, 12/12/76
6	at Cleveland, 10/24/71
6	vs. Oakland, 11/20/66
7	6 times (last: vs. Kansas City, 12/9/07)

FEWEST OPPONENT RUSHING FIRST DOWNS

Season	Year	Record
53	1982	(players' strike; nine-game season)
67	1996	
67	1970	
77	2003	
77	1977	
80	2000	
80	1998	
81	1991	
82	2005	
83	2004, 1997, 1961	

Game

0	vs. Carolina, 11/9/97
0	vs. Kansas City, 10/27/96
0	vs. Oakland, 10/16/95
1	20 times (last: at Cleveland, 10/22/06)

FEWEST OPPONENT PASSING FIRST DOWNS

Season	Year	Record
91	1971	
104	1982	(players' strike; nine-game season)
104	1976	
106	1975	
118	1970	
120	1978	
121	1973	
122	1966	
123	1977, 1972, 1960	

Game

1	at Chicago, 12/12/76
1	vs. San Diego, 11/30/75 (OT)
2	vs. San Diego, 11/16/03
2	at Cincinnati, 10/22/00
2	vs. Dallas, 10/8/61

FEWEST OPPONENT FIRST DOWNS BY PENALTY

Season	Year	Record
11	2006	
12	1968	
13	1993, 1984	
14	1991, 1989, 1970	
15	1990, 1988, 1984, 1962	

PENALTIES

MOST OPPONENT PENALTIES

Season	Year	Record
139	2005	
138	1983	
137	2003	
134	1994	
130	1997	
128	1993	
126	1986	
120	2004	
119	1996	
118	1979	

Game

20	vs. Oakland, 12/15/96
16	vs. Baltimore, 12/11/83
16	vs. Chicago, 9/26/78
15	at Jacksonville, 10/2/05
15	vs. Houston, 10/6/85
14	6 times (last: vs. New England, 11/3/03)

MOST OPPONENT PENALTY YARDS

Season	Year	Record
1,118	1997	
1,096	1983	
1,062	2004	
1,034	1986	
1,033	1979	
1,031	2003	
1,031	1994	
1,019	1993	
1,016	1999	
989	2005	

Game

188	vs. Houston, 10/6/85
157	vs. Oakland, 12/15/96
147	vs. Chicago, 10/16/78
145	at Seattle, 12/8/79
140	at Houston, 10/26/69
137	at Kansas City, 11/16/98
134	at Seattle, 9/7/97
132	vs. Chicago, 9/30/73
124	vs. N.Y. Jets, 9/21/69
123	vs. Cincinnati, 9/21/97

THIRD DOWNS (SINCE 1972)

FEWEST OPPONENT THIRD DOWN ATTEMPTS

Season	Year	Record
132	1982	(players' strike; nine-game season)
183	1987	

FEWEST OPPONENT THIRD DOWN CONVERSIONS

Season	Year	Record
48	1982	(players' strike; nine-game season)
61	2003	

LOWEST OPPONENT THIRD DOWN PERCENTAGE

Season	Year	Record
.295	2003	(61-207)

INDIVIDUAL TOTAL OFFENSE

MOST YARDS TOTAL OFFENSE (COMBINED PASSING AND RUSHING YARDS)

454	Aaron Brooks, at New Orleans, 12/3/00 (441/13)
448	Len Dawson, at Kansas City, 11/1/64 (435/13)
442	Ben Roethlisberger, at Pittsburgh, 11/5/06 (433/9)
442	Kurt Warner, at St. Louis, 9/4/00 (441/1)
428	Dave Krieg, vs. Seattle, 11/20/83 (420/8)
421	Drew Brees, vs. New Orleans, 9/21/08 (421/0)
419	Cotton Davidson, at Oakland, 10/25/64 (419/0)
409	Joe Namath, vs. N.Y. Jets, 9/24/67 (409/0)
407	Ken Anderson, at Cincinnati, 11/22/81 (396/11)
405	Dave Krieg, vs. Seattle, 11/25/84 (406/-1)

RUSHING

MOST CARRIES

37	LaDainian Tomlinson, at San Diego, 12/1/02 (OT)
36	Earl Campbell, vs. Houston, 11/2/80
35	Corey Dillon, at Cincinnati, 11/1/98
34	Larry Johnson, at Kansas City, 11/23/06
33	Justin Fargas, at Oakland, 12/2/07
33	Shaun Alexander, at Seattle, 10/14/01
33	Jerome Bettis, at L.A. Rams, 11/6/94
32	Jamal Lewis, at Baltimore, 10/26/03
31	Frank Gore, vs. San Francisco, 12/31/06 (OT)
31	Dominic Rhodes, at Indianapolis, 1/6/02
31	Curtis Martin, vs. N.Y. Jets, 10/3/99
31	Mark van Eeghen, vs. Oakland, 10/30/77

OPPONENT INDIVIDUAL RECORDS

MOST RUSHING YARDS

278	Corey Dillon, at Cincinnati, 10/22/00
227	Napoleon Kaufman, at Oakland, 10/19/97
220	LaDainian Tomlinson, at San Diego, 12/1/02 (OT)
218	Ahman Green, at Green Bay, 12/28/03
198	Larry Johnson, at Kansas City, 9/28/08
192	Curt Warner, at Seattle, 12/20/86
185	Billy Sims, vs. Detroit, 10/11/81
183	Jermaine Fazande, vs. San Diego, 1/2/00
183	Paul Lowe, at San Diego, 12/22/63
179	Walter Payton, at Chicago, 9/9/84

HIGHEST AVERAGE GAIN PER RUSH (MIN. 8 ATT.)

14.70	Michael Turner, vs. San Diego, 10/7/07 (10-147)
12.64	Corey Dillon, at Cincinnati, 10/22/00 (22-278)
12.50	Booker Russell, vs. Oakland, 11/25/79 (8-100)
12.50	Abner Haynes, at Miami, 9/17/67 (12-151)
11.58	Ed Podolak, at Kansas City, 12/6/70 (12-139)
11.00	Dick Post, at San Diego, 10/20/68 (11-121)
10.90	Ahman Green, at Green Bay, 12/28/03 (20-218)
10.76	Paul Lowe, at San Diego, 12/22/63 (17-183)
10.73	Billy Cannon, vs. Houston, 11/5/61 (11-118)
10.63	Tyrone Wheatley, at Oakland, 11/30/03 (8-85)

LONGEST SCORING RUN

98	Ahman Green, at Green Bay, 12/28/03
83	Napoleon Kaufman, at Oakland, 10/19/97
82	Joe Delaney, at Kansas City, 10/18/81
79	Ki-Jana Carter, vs. Cincinnati, 9/21/97
77	Peter Warrick, at Cincinnati, 10/22/00
74	Michael Turner, vs. San Diego, 10/7/07
74	Rodney Thomas, at Houston, 11/26/95
72	Walter Payton, at Chicago, 9/9/84
69	Curtis Clinton, at Dallas, 12/9/62
66	Paul Lowe, at San Diego, 12/22/63
65	Corey Dillon, at Cincinnati, 10/22/00
65	Ed Podolak, at Kansas City, 12/6/70
65	Charlie Smith, at Oakland, 12/8/68
65	Abner Haynes, at Miami, 9/17/67
65	Elbert Dubenion, at Buffalo, 9/10/61

LONGEST NON-SCORING RUN

76	LaDainian Tomlinson, at San Diego, 12/1/02
76	Walter Payton, Chicago, 10/16/78
76	Willmer Fowler, Buffalo, 11/27/60
72	Darren Nelson, at Minnesota, 10/26/87
72	Booker Russell, Oakland, 11/25/79
65	Larry Johnson, at Kansas City, 9/28/08
65	Pete Johnson, at Cincinnati, 10/23/77
61	Chris Chambers, at Miami, 9/1/05
60	Napoleon Kaufman, at Oakland, 9/17/00
60	Ed Podolak, vs. Kansas City, 10/4/70

MOST RUSHING TOUCHDOWNS

4	Curt Warner, at Seattle, 12/11/88
4	Eric Dickerson, at Indianapolis, 10/31/88
4	Chuck Muncie, at San Diego, 11/29/81

PASSING

MOST PASSES ATTEMPTED

60	Aaron Brooks, at New Orleans, 11/21/04
60	Joe Namath, at N.Y. Jets, 12/3/67
56	Drew Bledsoe, at New England, 10/1/95
55	Tom Brady, at New England, 9/24/06
54	Ben Roethlisberger, at Pittsburgh, 11/5/06
54	Joe Montana, vs. Kansas City, 10/17/94
54	George Blanda, vs. Houston, 10/17/65
53	Mark Brunell, vs. Washington, 10/9/05
53	Rich Gannon, vs. Oakland, 11/13/00
53	Craig Whelihan, at San Diego, 11/29/98
52	Bill Kenney, vs. Kansas City, 10/30/83

MOST PASSES COMPLETED

39	Drew Brees, vs. New Orleans, 9/21/08
38	Ben Roethlisberger, at Pittsburgh, 11/5/06
35	Rich Gannon, vs. Oakland, 12/30/01
34	Aaron Brooks, at New Orleans, 11/21/04
34	Trent Green, vs. Kansas City, 12/7/03

34	Rich Gannon, vs. Oakland, 11/11/02
34	Joe Montana, vs. Kansas City, 10/17/94
32	Peyton Manning, vs. Indianapolis, 10/29/06
32	Kurt Warner, vs. St. Louis, 9/8/02
31	Tom Brady, at New England, 9/24/06
31	Dave Krieg, vs. Seattle, 11/20/83
31	Joe Gilliam, vs. Pittsburgh, 9/22/74 (OT)

MOST YARDS PASSING

441	Aaron Brooks, at New Orleans, 12/3/00
441	Kurt Warner, at St. Louis, 9/4/00
435	Len Dawson, at Kansas City, 11/1/64
433	Ben Roethlisberger, at Pittsburgh, 11/5/06
427	Cotton Davidson, at Oakland, 10/25/64
421	Drew Brees, vs. New Orleans, 9/21/08
420	Dave Krieg, vs. Seattle, 11/20/83
406	Dave Krieg, vs. Seattle, 11/25/84
399	Joe Namath, vs. N.Y. Jets, 9/24/67
397	Trent Green, vs. Kansas City, 12/7/03

HIGHEST COMPLETION PERCENTAGE (MIN. 10 ATTEMPTS)

909	JaMarcus Russell, vs. Oakland, 11/23/08 (10-11)
900	Pat Ryan, at N.Y. Jets, 10/20/86 (9-10)
895	Rich Gannon, vs. Oakland, 11/11/02 (34-38)
870	Bobby Hebert, at New Orleans, 11/20/88 (20-23)
864	Dave Krieg, at Seattle, 12/11/88 (19-22)
852	Jim Everett, vs. New Orleans, 12/24/94 (23-27)
842	Trent Green, at Kansas City, 12/19/04 (16-19)
833	Trent Dilfer, at Tampa Bay, 9/26/99 (15-18)
821	Peyton Manning, vs. Indianapolis, 10/29/06 (32-39)
818	Vance Evans, at Oakland, 12/24/95 (9-11)

MOST TOUCHDOWN PASSES

6	Len Dawson, at Kansas City, 11/1/64
5	John Hadl, vs. San Diego, 12/1/68
5	George Blanda, vs. Houston, 10/2/66
5	Cotton Davidson, at Oakland, 10/25/64
5	Tom Flores, at Oakland, 12/15/63
5	Johnny Green, vs. N.Y. Jets, 11/22/63

MOST PASSES HAD INTERCEPTED

7	Ken Stabler, at Oakland, 10/16/77
6	Babe Parilli, vs. Boston, 9/3/67
6	George Blanda, at Houston, 11/14/65
5	Craig Whelihan, at San Diego, 11/29/98
5	Wade Wilson, at Minnesota, 10/26/87
5	Joe Namath, at N.Y. Jets, 10/13/68
5	George Blanda, vs. Houston, 10/17/65
5	Babe Parilli, at Boston, 11/20/64
5	George Blanda, at Houston, 12/2/62
5	Tommy O'Connell, at Buffalo, 9/18/60

LONGEST SCORING PASS PLAY

92	Len Dawson to Tom Brooker, vs. Dallas, 11/18/62
92	Jack Lee to Bill Groman, at Houston, 11/20/60
91	Donovan McNabb to Terrell Owens, vs. Philadelphia, 10/30/05
91	Jack Kemp to Keith Lincoln, vs. San Diego, 11/12/61
86	Steve Bartkowski to William Andrews, vs. Atlanta, 12/5/82
86	Pete Beathard to Jerry Levias, vs. Houston, 11/16/69
85	Tobin Rote to Lance Alworth, vs. San Diego, 10/6/63
83	Ryan Leaf to Jeff Graham, vs. San Diego, 11/19/00
82	Brett Favre to Greg Jennings, vs. Green Bay, 10/29/07
81	Len Dawson to Frank Jackson, vs. Kansas City, 9/7/63
80	Kurt Warner to Az-Zahir Hakim, at St. Louis, 9/4/00
80	Dave Krieg to Daryl Turner, vs. Seattle, 11/25/84
80	Ken Stabler to Mike Siani, vs. Oakland, 10/22/73

OPPONENT INDIVIDUAL RECORDS

LONGEST NON-SCORING PASS PLAY

90	Bubby Brister to Dwight Stone, vs. Pittsburgh, 10/14/90
77	Tom Flores to Art Powell, vs. Oakland, 11/29/64
76	Warren Rabb to Cookie Gilchrist, vs. Buffalo, 10/28/62
75	George Blanda to Bill Groman, vs. Houston, 11/6/60
74	Drew Brees to Robert Meachem, vs. New Orleans, 9/21/08

RECEIVING

MOST RECEPTIONS

14	Marshall Faulk, vs. St. Louis, 9/8/02
13	Andre Reed, at Buffalo, 9/18/89
12	Steve Largent, vs. Seattle, 11/25/84
12	Ken Payne, vs. Green Bay, 9/29/75
12	Ed Podolak, at Kansas City, 10/7/73
12	Art Powell, vs. N.Y. Titans, 10/22/61
11	15 times (last: G. Camarillo, vs. Miami, 11/2/08)

MOST RECEIVING YARDS

213	Curtis McClinton, at Kansas City, 12/19/65
211	Lance Alworth, at San Diego, 9/11/65
206	Stephone Paige, vs. Kansas City, 9/17/90
206	James Lofton, vs. Green Bay, 10/15/84
200	Torrance Small, vs. New Orleans, 12/24/94
198	Warren Wells, at Oakland, 10/11/70
191	Steve Largent, vs. Seattle, 11/25/84
191	George Sauer, at N.Y. Jets, 10/13/68
188	Charlie Hennigan, vs. Houston, 9/27/64
182	Bill Groman, at Houston, 11/20/60

MOST RECEIVING TOUCHDOWNS

4	Lance Alworth, vs. San Diego, 12/1/68
3	15 times (last: R. Wayne vs. Indianapolis, 10/29/06)

PUNTING

MOST PUNTS

12	Rick Tuten, at Seattle, 11/28/93
11	Bob Parsons, at Chicago, 12/12/76
11	Dennis Partee, vs. San Diego, 11/20/75
10	8 times (last: T. Hutton vs. Philadelphia, 10/4/98)

HIGHEST PUNTING AVERAGE (MIN. 4 PUNTS)

59.00	Shane Lechler, vs. Oakland, 12/24/05 (5-295)
57.60	Ray Guy, vs. Oakland, 9/6/81 (5-288)
57.40	Steve O'Neal, N.Y. Jets, 9/21/69 (5-287)
56.67	Darren Bennett, vs. San Diego, 10/6/96 (6-340)
56.20	Rohn Stark, at Indianapolis, 10/13/85 (5-281)
55.80	Darren Bennett, vs. San Diego, 11/11/01 (5-279)
55.20	Rick Tuten, vs. Seattle, 12/1/96 (5-276)
55.13	Rodney Williams, vs. N.Y. Giants, 9/10/01 (8-441)
55.00	Shane Lechler, vs. Oakland, 10/15/06 (4-220)

LONGEST PUNT

*98	Steve O'Neal, vs. N.Y. Jets, 9/21/69
90	Rodney Williams, vs. N.Y. Giants, 9/10/01
87	Bob Scarpitto, vs. Boston, 9/29/68
80	Jim Miller, vs. San Francisco, 9/19/82
73	Tom Tupa, vs. New England, 10/6/97
73	Brian Hansen, at Cleveland, 9/27/92
73	Dennis Partee, vs. San Diego, 10/17/71
73	Curley Johnson, vs. N.Y. Jets, 10/3/65
72	Mike Eischeid, vs. Oakland, 11/10/68
72	Wayne Crow, vs. Oakland, 10/1/60

* - NFL Record

PUNT RETURNS

MOST PUNT RETURNS

9	Rodger Bird, at Oakland, 9/10/67
7	Eric Metcalf, vs. Washington, 11/18/01
7	Tamarick Vanover, vs. Kansas City, 12/5/99
7	Larry Anderson, at Baltimore, 9/11/83
7	Greg Pruitt, at L.A. Raiders, 12/26/82
6	9 times (last: T. Dwight vs. New England, 10/16/05)

MOST YARDS ON PUNT RETURNS

148	Rodger Bird, at Oakland, 9/10/67
137	Dick Christy, at N.Y. Titans, 9/24/61
131	Tamarick Vanover, vs. Kansas City, 12/5/99
129	Darrien Gordon, at Oakland, 10/10/99
127	Neal Colzie, vs. Oakland, 11/2/75
123	Jitter Fields, at Kansas City, 10/18/87
106	Tom Casanova, at Cincinnati, 10/8/72
105	Dante Hall, at Kansas City, 10/5/03
100	Reggie Swinton, at Dallas, 11/22/01
99	Mike Haynes, at New England, 11/28/76

MOST PUNTS RETURNED FOR TOUCHDOWN

2	Dick Christy, at N.Y. Titans, 9/24/61
---	---------------------------------------

LONGEST SCORING PUNT RETURN

93	Dante Hall, at Kansas City, 10/5/03
89	Johnnie Lee Higgins, vs. Oakland, 11/23/08
88	Joey Galloway, at Seattle, 9/8/96
86	Az-Zahir Hakim, at St. Louis, 9/4/00
85	Jitter Fields, at Kansas City, 10/18/87
83	Eric Metcalf, at San Diego, 11/30/97
82	Bobby Jancik, at Houston, 12/20/64
80	Tamarick Vanover, vs. Kansas City, 12/5/99
75	Devin Hester, at Chicago, 11/25/07
75	Will Lewis, vs. Seattle, 11/23/80

LONGEST NON-SCORING PUNT RETURN

78	Darrien Gordon, at Oakland, 10/10/99
72	Greg Pruitt, at Cleveland, 10/27/74
64	Neal Colzie, vs. Oakland, 11/2/75
64	Emmitt Thomas, at Kansas City, 10/8/66
63	Dick Christy, vs. N.Y. Titans, 10/22/61
60	Ed Podolak, vs. Kansas City, 10/4/70
59	Noland Smith, at Kansas City, 10/29/67
56	Phillip Buchanon, vs. Oakland, 9/22/03
55	Ted Bergmeier, vs. Kansas City, 12/10/78
54	Larry Carwell, at Houston, 10/1/67

KICKOFF RETURNS

MOST KICKOFF RETURNS

8	Jason McAddley, at Tennessee, 12/25/04
8	Tony Horne, at St. Louis, 9/4/00
7	9 times (last: B. Bennett, at Cincinnati, 9/7/03)

MOST YARDS ON KICKOFF RETURNS

215	Travis Minor, vs. Miami, 10/13/02
212	Tremain Mack, at Cincinnati, 11/1/98
206	Reggie Barlow, vs. Jacksonville, 10/25/98
199	Tamarick Vanover, at Kansas City, 11/16/97
192	Darren Sproles, vs. San Diego, 9/14/08
188	Brian Mitchell, vs. Washington, 9/17/95
175	Andre Coleman, vs. San Diego, 11/19/95
173	MarTay Jenkins, at Arizona, 9/23/01
171	Kevin Kasper, vs. Arizona, 12/29/02
170	Derrick Cullors, vs. New England, 9/7/98

MOST KICKOFFS RETURNED FOR TOUCHDOWN

1	16 times (last: Darren Sproles, vs. San Diego, 9/14/08)
---	---

LONGEST SCORING KICKOFF RETURN

106	Noland Smith, vs. Kansas City, 12/17/67
103	Darren Sproles, vs. San Diego, 9/14/08
100	Darrick Vaughn, vs. Atlanta, 9/10/00
99	Dave Grayson, vs. Kansas City, 9/7/63
97	Dante Hall, at Kansas City, 12/19/04
97	Tamarick Vanover, vs. Kansas City, 10/27/96
91	Andre Coleman, vs. San Diego, 11/19/95
89	Jimmy Smith, vs. Jacksonville, 12/3/95
88	Devin Hester, at Chicago, 11/25/07
88	Ronney Jenkins, at San Diego, 10/21/01
88	Leon Burton, at N.Y. Titans, 9/23/60

LONGEST NON-SCORING KICKOFF RETURN

91	Reggie Barlow, vs. Jacksonville, 10/25/98
87	B.J. Sams, vs. Baltimore, 12/11/05
80	Dave Grayson, vs. Kansas City, 10/11/64
77	Tamarick Vanover, at Kansas City, 11/16/97

OPPONENT INDIVIDUAL AND TEAM RECORDS

LONGEST NON-SCORING KICKOFF RETURN, CONT.

74	Reggie Jones, vs. San Diego, 11/11/01
70	Ron Smith, at San Diego, 12/9/73
68	Derrick Cullors, vs. New England, 9/7/98
68	Robert Brooks, at Green Bay, 10/10/93
68	Anthony Hancock, vs. Kansas City, 12/19/82
66	Travis Minor, vs. Miami, 10/13/02

INTERCEPTIONS

MOST INTERCEPTIONS

3	Mark Kelso, at Buffalo, 12/12/92
3	Ross Bruppacher, at Chicago, 12/12/76
3	Charlie Phillips, at Oakland, 12/8/75
3	Chris Fletcher, vs. San Diego, 11/30/75 (OT)
3	Joe Beauchamp, at San Diego, 9/24/72
3	Ken Ellis, at Green Bay, 9/26/71
3	Johnny Robinson, at Kansas City, 12/6/70
3	Charley Warner, vs. Buffalo, 9/19/65
3	Bobby Ply, at Dallas, 12/9/62
3	Jim Norton, at Houston, 12/2/62

MOST YARDS ON INTERCEPTION RETURNS

134	Terry McDaniel, at L.A. Raiders, 11/22/92
103	Vencie Glenn, at San Diego, 11/29/87
99	Stanley Richard, vs. San Diego, 9/4/94
99	Bobby Hunt, vs. Oakland, 12/8/63
98	Rod Woodson, vs. Oakland, 11/11/02
97	Julius Peppers, vs. Carolina, 10/10/04
95	Joe Beauchamp, at San Diego, 9/24/72
94	Eric Turner, at Oakland, 9/20/98
89	Jeff Dale, vs. San Diego, 11/9/86
88	Glen Edwards, vs. San Diego, 9/21/80

LONGEST SCORING INTERCEPTION RETURN

103	Vencie Glenn, at San Diego, 11/29/87
99	Stanley Richard, vs. San Diego, 9/4/94
98	Rod Woodson, vs. Oakland, 11/11/02
94	Eric Turner, at Oakland, 9/20/98
86	Greg Townsend, at L.A. Raiders, 12/4/88
80	Coy Bacon, vs. San Diego, 11/1/73
78	George Martin, at N.Y. Giants, 11/23/86
75	Scott Turner, vs. San Diego, 11/19/00
69	Gary Fencik, at Chicago, 12/20/81
68	Glen Edwards, vs. San Diego, 9/21/80
68	Aaron Brown, vs. Kansas City, 10/3/71
68	Gus Otto, vs. Oakland, 11/21/65

LONGEST NON-SCORING INTERCEPTION RETURN

97	Julius Peppers, vs. Carolina, 10/10/04
87	Ron Hall, vs. Boston, 9/18/66
69	Robert Blackmon, at Seattle, 11/30/92
69	Doug Hart, at Green Bay, 9/26/71
67	Terry McDaniel, at L.A. Raiders, 11/22/92 (1)
67	Terry McDaniel, at L.A. Raiders, 11/22/92 (2)
66	Ken Riley, at Cincinnati, 10/19/69
66	Bobby Hunt, at Kansas City, 12/8/63
62	Lester Hayes, at Oakland, 12/1/80
62	Jim Norton, at Houston, 12/20/64

SCORING

MOST TOUCHDOWNS

4	LaDainian Tomlinson, vs. San Diego, 11/19/06
4	Curt Warner, at Seattle, 12/11/88
4	Eric Dickerson, at Indianapolis, 10/31/88
4	Chuck Muncie, at San Diego, 11/29/81
4	Lance Alworth, vs. San Diego, 12/1/68
4	Bert Coan, vs. Kansas City, 10/23/66
4	Frank Jackson, at Dallas, 12/10/62
3	25 times (last: L. Tomlinson, at San Diego, 12/28/08)

MOST POINTS SCORED

24	LaDainian Tomlinson, vs. San Diego, 11/19/06
24	Curt Warner, at Seattle, 12/11/88
24	Eric Dickerson, at Indianapolis, 10/31/88
24	Chuck Muncie, at San Diego, 11/29/81
24	Lance Alworth, San Diego, 12/1/68

24	Bert Coan, Kansas City, 10/23/66
24	Frank Jackson, at Dallas, 12/10/61
22	Gino Cappelletti, at Boston, 10/18/63
21	Gary Anderson, at Pittsburgh, 10/23/88
21	Gino Cappelletti, vs. Boston, 10/4/64

FIELD GOALS

MOST FIELD GOALS

6	Jeff Wilkins, at St. Louis, 9/10/06
6	Gary Anderson, at Pittsburgh, 10/23/88
6	Gino Cappelletti, vs. Boston, 10/4/64
5	Mike Vanderjagt, at Indianapolis, 1/6/02
5	Jeff Jaeger, at L.A. Raiders, 12/11/94
5	John Carney, at San Diego, 10/23/94
5	Nick Lowery, at Kansas City, 9/20/93
5	Don Cockroft, vs. Cleveland, 10/19/75
5	Bruce Gossett, vs. San Francisco, 9/23/73
4	25 times (last: D. Carpenter, vs. Miami, 11/2/08)

LONGEST FIELD GOAL

58	Steve Cox, vs. Cleveland, 12/4/83
57	Don Cockroft, vs. Cleveland, 10/29/72
56	Rob Bironas, vs. Tennessee, 11/19/07
55	Sebastian Janikowski, at Oakland, 11/12/06
55	Steve Christie, at Buffalo, 10/26/97
55	Dean Biasucci, vs. Indianapolis, 10/15/89
55	Morten Andersen, vs. New Orleans, 9/15/85
55	Raul Allegre, vs. Baltimore, 12/11/83
55	Jan Stenerud, vs. Kansas City, 10/4/70
54	6 times (last: P. Edinger, vs. Chicago, 11/23/03)

OPPONENT TEAM RECORDS

SCORING

MOST POINTS SCORED

Season

473	1963
448	2008
438	1964
432	1961
409	2007
409	1967
404	1968
396	1994
393	1960
392	1965

Game

59	vs. Kansas City, 9/7/63
58	at San Diego, 12/22/63
56	vs. Kansas City, 10/23/66
55	at Indianapolis, 10/31/88
55	at San Diego, 10/20/68
55	vs. Houston, 11/5/61
52	at San Diego, 12/28/08
52	at Kansas City, 10/29/67
52	at Kansas City, 12/8/63
51	at Oakland, 9/10/67

TOTAL OFFENSE

MOST TOTAL PLAYS

Game

93	vs. Pittsburgh, 9/22/74 (OT)
92	vs. Cincinnati, 9/2/84
87	at Oakland, 10/16/77
87	at Baltimore, 11/10/74
85	vs. Indianapolis, 11/24/02 (OT)
85	at Oakland, 12/17/60
84	at Kansas City, 10/24/76
84	vs. Houston, 10/13/63
83	3 times (last: vs. San Diego, 9/12/93)

OPPONENT TEAM RECORDS

MOST YARDS OF TOTAL OFFENSE

Season	Year	Record
5,993	2008	(2,337 rush/3,656 pass)
5,907	1994	(1,752/4,155)
5,687	1984	(1,664/4,023)
5,609	1983	(1,938/3,671)
5,544	2000	(1,598/3,946)
5,471	1988	(2,538/2,933)
5,376	2007	(2,282/3,094)
5,345	1990	(1,963/3,382)
5,242	1980	(2,117/3,125)
5,223	2006	(1,813/3,410)

Game	Year	Record
634	at Oakland, 10/25/64	(207 rush/427 pass)
614	vs. Kansas City, 10/23/66	(380/234)
582	vs. Houston, 11/5/61	(234/348)
581	at San Diego, 10/20/68	(211/370)
571	at Cincinnati, 11/22/81	(184/387)
536	at Seattle, 12/20/86	(298/238)
532	at Oakland, 12/17/60	(220/312)
530	at Pittsburgh, 10/22/79	(236/294)
520	at Kansas City, 11/1/64	(137/383)
519	at Oakland, 10/11/70	(171/348)

HIGHEST AVERAGE GAIN PER PLAY

Season	Year	Record
6.14	1963	(828-5,081)
6.05	2008	(990-5,993)
5.77	1994	(1,023-5,907)
5.76	2000	(962-5,544)
5.65	1967	(921-5,201)
5.53	1960	(928-5,132)
5.52	1990	(969-5,345)
5.48	1968	(917-5,024)
5.47	1964	(908-4,970)
5.42	2007	(992-5,376)

Game	Year	Record
10.30	vs. San Diego, 10/6/63	(40-412)
10.02	at San Diego, 10/20/68	(58-581)
9.74	vs. Kansas City, 10/23/66	(63-614)
9.33	at St. Louis, 9/4/00	(55-513)
8.80	vs. San Diego, 10/7/07	(55-484)
8.79	at Seattle, 12/20/86	(61-536)
8.77	vs. San Diego, 9/14/08	(52-456)
8.60	at Oakland, 10/25/64	(73-628)
8.20	vs. Houston, 11/5/61	(71-582)

RUSHING

MOST RUSHES

Season	Year	Record
554	1980	
552	1988	
549	1978	
541	1960	
526	1975	
509	1983	
502	1979	
501	2007	
496	1976	
489	1992	

Game	Year	Record
62	at New England, 11/28/76	
60	at Buffalo, 10/5/75	
58	at Buffalo, 11/8/87	
57	vs. Oakland, 10/30/77	
52	vs. Chicago, 9/30/73	
50	at Chicago, 9/9/84	
50	vs. Dallas, 10/8/61	
49	at Kansas City, 12/7/80	
49	vs. Buffalo, 11/27/60	
48	vs. Detroit, 10/11/81	
48	vs. Oakland, 11/2/75	
48	at Oakland, 12/17/60	

MOST YARDS RUSHING

Season	Year	Record
2,538	1988	
2,337	2008	
2,282	2007	
2,145	1960	
2,117	1980	
2,076	1967	
2,064	1964	
2,029	1966	
2,017	1987	
2,005	1981	

Game	Year	Record
407	at Cincinnati, 10/22/00	
380	vs. Kansas City, 10/23/66	
332	at New England, 11/28/76	
302	at Chicago, 9/9/84	
298	at Seattle, 12/20/86	
293	at Buffalo, 10/5/76	
289	at San Diego, 12/28/08	
272	at San Diego, 10/18/64	
271	at Dallas, 11/13/60	
270	at San Diego, 12/22/63	

HIGHEST AVERAGE GAIN PER RUSH

Season	Year	Record
4.98	2008	(469-2,337)
4.87	1964	(424-2,064)
4.73	1997	(381-1,803)
4.68	1967	(444-2,076)
4.65	2000	(344-1,598)
4.60	1966	(441-2,029)
4.60	1988	(552-2,538)
4.55	2007	(501-2,282)
4.42	1987	(456-2,017)
4.36	1991	(411-1,794)

Game (min. 10 rushes)	Year	Record
11.00	at Cincinnati, 10/22/00	(37-407)
9.27	vs. Kansas City, 10/23/66	(41-380)
8.44	at San Diego, 12/22/63	(32-270)
8.08	vs. Oakland, 12/15/96	(13-105)
8.05	at Seattle, 12/20/86	(37-298)
7.95	vs. N.Y. Jets, 11/8/92	(20-159)
7.81	at Minnesota, 9/29/91	(26-203)
7.80	vs. Cincinnati, 9/21/97	(25-195)
7.71	at Green Bay, 12/28/03	(34-262)
7.59	at Oakland, 10/19/97	(32-243)

MOST RUSHING TOUCHDOWNS

Season	Year	Record
26	2008	
24	1965	
21	2002	
21	1988	
21	1967	
21	1964	
20	1968	
19	1995	
19	1975	
19	1960	

Game	Year	Record
5	4 times (last: at San Diego, 12/28/08)	

PASSING

MOST PASS ATTEMPTS

Season	Year	Record
632	1984	
613	2005	
596	1998	
574	2000	
568	1994	
566	2002	
566	1996	
562	1993	
552	1983	
547	1985	

OPPONENT TEAM RECORDS

MOST PASS ATTEMPTS, CONT.

Game	Year	Record
62	at N.Y. Jets, 12/3/63	
60	at New Orleans, 11/21/04	
59	at New England, 10/8/95	
56	vs. Houston, 10/17/65	
55	at New England, 9/24/06	
55	vs. San Diego, 9/12/93	
54	at Pittsburgh, 11/5/06	
54	vs. Kansas City, 10/17/94	
54	vs. Kansas City, 11/16/86	
53	vs. Washington, 10/9/05	
53	vs. Oakland, 11/13/00	
53	at San Diego, 11/29/98	

MOST COMPLETIONS

Season	Year	Record
360	2002	
346	1984	
345	1998	
344	2005	
333	2008	
327	2006	
322	1994	
314	1993	
310	2000	
308	2001	

Game	Year	Record
39	vs. New Orleans, 9/21/08	
38	at Pittsburgh, 11/5/06	
35	vs. Oakland, 12/30/01	
34	at New Orleans, 11/21/04	
34	vs. Kansas City, 12/7/03	
34	vs. Oakland, 11/11/02	
34	vs. Kansas City, 10/17/94	
32	vs. Indianapolis, 10/29/06	
32	vs. St. Louis, 9/8/02	
31	4 times (last: at New England, 9/24/06)	

MOST YARDS PASSING (NET YARDS)

Season	Year	Record
4,155	1994	
4,023	1984	
3,946	2000	
3,731	1993	
3,671	1983	
3,656	2008	
3,648	1998	
3,643	2005	
3,410	2006	
3,394	1963	

Game	Year	Record
433	at St. Louis, 9/4/00	
427	at Oakland, 10/25/64	
425	at New Orleans, 12/3/00	
414	vs. New Orleans, 9/21/08	
406	vs. Seattle, 11/25/84	
403	at Pittsburgh, 11/5/06	
399	vs. N.Y. Jets, 9/24/67	
393	vs. Kansas City, 10/17/94	
387	at Cincinnati, 11/22/81	
387	at San Diego, 10/20/68	

HIGHEST COMPLETION PERCENTAGE

Season	Year	Record
.673	2008	(333-495)
.636	2002	(360-566)
.609	2007	(279-458)
.608	2006	(327-538)
.601	1980	(270-449)
.598	2001	(308-515)
.593	1990	(284-479)
.580	1992	(268-462)
.580	1999	(273-471)
.579	1998	(345-596)

Game (min. 10 attempts)

.917	vs. Oakland, 11/23/08	(11-12)
.895	vs. Oakland, 11/11/02	(34-38)
.870	at New Orleans, 11/20/88	(20-23)
.864	at Seattle, 12/11/88	(19-22)
.821	vs. Indianapolis, 10/29/06	(32-39)
.813	vs. New Orleans, 9/21/08	(39-48)
.813	at Atlanta, 11/26/72	(13-16)
.810	at Kansas City, 12/16/01	(17-21) (OT)
.800	vs. New Orleans, 12/24/94	(28-35)
.800	vs. Oakland, 10/17/76	(16-20)

MOST TOUCHDOWN PASSES THROWN

Season	Year	Record
40	1963	
30	1961	
29	1964	
28	1998	
28	1994	
27	1967	
26	2000, 1966	
25	2007, 1968, 1960	

Game	Year	Record
6	at Kansas City, 11/1/64	
5	10 times (last: at San Diego, 12/12/71)	

FIRST DOWNS

MOST FIRST DOWNS

Season	Year	Record
327	2008	
322	1995	
321	1983	
316	1988	
311	1984	
306	2007	
306	1990	
303	1994	
303	1980	
298	2002	

Game	Year	Record
33	vs. Pittsburgh, 9/22/74	(OT)
30	at Indianapolis, 9/30/07	
29	at Buffalo, 9/18/89	
29	vs. Cincinnati, 9/2/84	
29	vs. Seattle, 10/20/83	
29	vs. Kansas City, 10/24/76	
29	at Oakland, 10/25/64	
29	at Oakland, 12/17/60	
28	8 times (last: at San Diego, 12/28/08)	

MOST FIRST DOWNS RUSHING

Season	Year	Record
140	1988	
125	1980	
122	2008	
121	1975	
119	2007	
119	1983	
115	1967	
114	1995	
112	1960	
110	1990	

Game	Year	Record
21	at New England, 11/28/76	
18	at Indianapolis, 9/30/07	
17	at San Diego, 12/28/08	
16	at Seattle, 12/11/88	
16	at Indianapolis, 10/31/88	
16	at Kansas City, 12/7/80	
16	vs. Pittsburgh, 9/22/74	(OT)
16	vs. Houston, 11/12/67	
15	8 times (last: at New England, 10/20/08)	

MOST FIRST DOWNS PASSING

Season	Year	Record
206	1984	
189	2000	
186	2008	
186	1995	
185	1983	
183	2006, 2005, 1998	
182	1994	
181	1993, 1990	

OPPONENT TEAM RECORDS

MOST FIRST DOWNS PASSING, CONT.

Game	Opponent	Date
22	at San Diego	11/28/82
21	at Pittsburgh	11/5/06
21	vs. Kansas City	12/7/03
21	vs. Oakland	12/30/01
21	vs. Kansas City	10/17/94
21	vs. L.A. Rams	11/27/88
21	vs. Seattle	11/20/83
21	vs. San Diego	12/1/68
20	vs. New Orleans	9/21/08
20	at Seattle	12/15/84
20	vs. Green Bay	10/15/84

MOST FIRST DOWNS BY PENALTY

Season	Points
30	2005
30	2001
30	1997
30	1969
29	1996
28	1976
28	1966
27	1979
26	1987, 1972

Game	Opponent	Date
7	at San Diego	11/30/97
6	vs. Cincinnati	9/21/97
6	vs. Oakland	12/15/96
6	at Oakland	11/9/69
6	vs. Miami	12/4/66
5	11 times (last: at San Diego)	12/1/02 (OT)

PUNTING

MOST PUNTS

Season	Punts
95	2004
95	1977
94	1997
94	1985
92	1999
91	1976
89	1970
88	1998, 1981, 1979, 1978

Game	Opponent	Date
12	at Seattle	11/28/93
11	at Chicago	12/12/76
11	vs. San Diego	11/30/75 (OT)
10	vs. Philadelphia	10/4/98
10	at Baltimore	9/11/83
10	at Buffalo	9/25/77
10	at Buffalo	9/20/70
10	vs. San Diego	11/2/69
10	vs. Cincinnati	10/6/68
10	vs. Oakland	11/20/66

HIGHEST PUNTING AVERAGE

Season	Points
47.0	2001 (77-3,618)
46.4	2008 (52-2,413)
46.1	1996 (83-3,825)
45.8	1965 (73-3,347)
45.7	1971 (67-3,061)
45.2	1972 (66-2,980)
44.9	1970 (89-3,998)
44.9	2005 (81-3,633)
44.7	2004 (95-4,250)
44.5	1991 (79-3,513)

Game (min. 4 punts)	Opponent	Date
59.00	vs. Oakland	12/24/05 (5-295)
57.40	vs. N.Y. Jets	9/21/69 (5-287)
56.67	vs. San Diego	10/6/96 (6-340)
56.20	at Indianapolis	10/13/85 (5-281)
55.80	vs. San Diego	11/11/01 (5-279)
55.20	vs. Seattle	12/1/96 (5-276)

55.13	vs. N.Y. Giants	9/10/01 (8-441)
55.00	at Oakland	10/15/06 (4-220)
54.71	vs. N.Y. Jets	10/3/65 (7-383)
54.40	at Kansas City	12/19/65 (5-272)

PUNT RETURNS

MOST PUNT RETURNS

Season	Returns
61	1967
56	1970
55	1983
54	1977
52	1980
52	1979
48	2001
47	1978
46	2003, 1981, 1968

Game	Opponent	Date
9	at Oakland	9/10/67
8	at Buffalo	11/19/67
7	vs. Washington	11/18/01
7	vs. Kansas City	12/5/99
7	at Chicago	9/9/84
7	at Baltimore	9/11/83
7	at L.A. Raiders	12/26/82
7	at San Diego	11/14/76
7	at Cincinnati	9/12/76
7	vs. Houston	11/16/69

MOST PUNT RETURN YARDS

Season	Yards
718	1967
600	1999
560	2003
534	1975
529	1974
526	1964
524	1983
517	2001
480	1979
468	1971

Game	Opponent	Date
143	at Oakland	9/10/67
142	at N.Y. Titans	9/24/61
134	at Cleveland	10/27/74
134	at Cincinnati	10/8/72
131	vs. Kansas City	12/5/99
129	at Oakland	10/10/99
123	at Kansas City	10/18/87
118	at Kansas City	12/19/65
105	at Kansas City	10/5/03
101	at New England	11/28/76
100	at Dallas	11/22/01

MOST PUNT RETURN TOUCHDOWNS

Season	Touchdowns
2	2007, 1987, 1961

Game	Opponent	Date
2	at N.Y. Titans	9/24/61

KICKOFF RETURNS

MOST KICKOFF RETURNS

Season	Returns
90	2000
89	1998
89	1997
81	2002
77	1995
76	1996
73	2003
72	1989
70	1999
70	1994

OPP. TM. RECORDS / POST IND. RECORDS - SERVICE / OFFENSE

MOST KICKOFF RETURNS, CONT.

Game	Returns	
9	vs. Cleveland	10/15/00
9	at San Diego	12/9/73
9	at Houston	10/14/73
8	11 times (last: at Chicago)	11/25/07 (OT)

MOST KICKOFF RETURN YARDS

Season	Yards
2,006	1998
1,934	2000
1,827	1997
1,781	2002
1,696	2005
1,679	2003
1,671	1995
1,635	2004
1,602	1996
1,554	2008

Game	Opponent	Date
257	vs. Atlanta	9/10/00
238	at Kansas City	10/8/66
223	vs. Jacksonville	10/25/98
215	vs. Miami	10/13/02
215	at Houston	9/3/66
214	vs. Kansas City	10/11/64
212	vs. San Diego	9/14/08
212	at Cincinnati	11/1/98
202	vs. Kansas City	10/23/66
201	vs. L.A. Raiders	9/7/86

MOST KICKOFF RETURN TOUCHDOWNS

Season	Touchdowns
2	1995

Game	Opponent	Date
1	16 times (last: vs. San Diego)	9/14/08

PENALTIES

FEWEST OPPONENT PENALTIES

Season	Penalties
58	1967
61	1963
62	1960
63	1982 (players' strike; nine-game season)
63	1964
64	1968
75	1966
76	1962
78	1974
78	1971

Game	Opponent	Date
0	at Miami	12/21/98
0	at Oakland	12/19/71

FEWEST OPPONENT PENALTY YARDS

Season	Yards
516	1963
571	1982 (players' strike; nine-game season)
571	1966
573	1964
585	1974
628	2007
628	1967
633	1960
678	1962
715	1992
715	1976

Game	Opponent	Date
0	at Miami	12/21/98
0	at Oakland	12/19/71
4	at Miami	12/20/75
5	vs. Kansas City	12/7/08
5	at San Diego	12/1/02 (OT)
5	at Kansas City	12/7/86
5	vs. Kansas City	12/14/85
5	vs. Minnesota	11/18/84
5	at Houston	9/3/66
5	vs. Boston	11/11/62

POSTSEASON RECORDS

SERVICE

MOST POSTSEASON GAMES

22	John Elway	1983-98
17	Tyrone Braxton	1987-93, '95-99
14	Steve Atwater	1989-98
14	Jason Elam	1993-2007
14	Ken Lanier	1981-92, '94
14	Karl Mecklenburg	1983-94
13	Tom Nalen	1994-2008
13	Dennis Smith	1981-94
13	Rod Smith	1995-2007
12	Keith Burns	1994-98, '00-03, '05-06
12	Simon Fletcher	1985-95
12	Greg Kragen	1985-95
12	Randy Robbins	1984-91
12	Shannon Sharpe	1990-99, '02-03
11	Keith Bishop	1980-89
11	Dwayne Carswell	1994-2005
11	Rick Dennison	1982-90
11	Mike Horan	1986-92
11	Clarence Kay	1984-92
11	Gary Kubiak	1983-91
11	Trevor Pryce	1997-2005
11	Steve Sewell	1985-92
11	Sammy Winder	1982-90

MOST POSTSEASON STARTS

21	John Elway	1983-98
14	Steve Atwater	1989-98
13	Tyrone Braxton	1987-93, '95-99
13	Ken Lanier	1981-92, '94
13	Karl Mecklenburg	1983-94
13	Tom Nalen	1994-2008
13	Dennis Smith	1981-94
12	Shannon Sharpe	1990-99, '02-03
12	Greg Kragen	1985-95
12	Rod Smith	1995-2007
11	Keith Bishop	1980-89
10	Steve Foley	1976-86
10	Tom Jackson	1973-86
10	Louis Wright	1975-86

TOTAL OFFENSE

MOST TOTAL PLAYS (COMBINED PASS PLAYS, RUSH ATT., REC.)

Career	Plays
785	John Elway, 1983-98
223	Terrell Davis, 1995-2002
164	Sammy Winder, 1982-90
148	Jake Plummer, 2003-06
97	Craig Morton, 1977-82

Game	Opponent	Date
52	Elway, at L.A. Raiders	1/9/94
43	Elway, vs. Jacksonville	1/4/97
43	Elway, vs. N.Y. Giants	1/25/87
42	Elway, at Cleveland	1/11/87 (OT)
41	Elway, vs. Cleveland	1/14/90
41	Elway, vs. Washington	1/31/88
41	Elway, vs. Pittsburgh	12/30/84

MOST YARDS TOTAL OFFENSE (COMBINED RUSHING AND PASSING YARDS)

Career	Yards
5,425	John Elway, 1983-98 (461/4,964)
1,140	Terrell Davis, 1995-2002 (1,140/0)
941	Jake Plummer, 2003-06 (56/885)
605	Craig Morton, 1977-82 (-4/605)
461	Sammy Winder, 1982-90 (461/0)
231	Gary Kubiak, 1983-91 (19/212)

POSTSEASON INDIVIDUAL RECORDS — OFFENSE

MOST YARDS TOTAL OFFENSE, CAREER, CONT.

209	Norris Weese, 1976-79 (69/140)
169	Bobby Humphrey, 1989-91 (169/0)
152	Derek Loville, 1997-99 (152/0)
145	Mike Anderson, 2000-05 (145/0)

Game

424	Elway, vs. Cleveland, 1/14/90 (39/385)
338	Elway, vs. Atlanta, 1/31/99 (2/336)
331	Elway, vs. N.Y. Giants, 1/25/87 (27/304)
325	Elway, vs. L.A. Raiders, 1/9/94 (23/302)
317	Elway, vs. Cleveland, 1/17/88 (36/281)
300	Elway, at Cleveland, 1/11/87 (56/244) (OT)
296	Elway, vs. Houston, 1/4/92 (39/257)
289	Elway, vs. Washington, 1/31/88 (32/257)
284	Plummer, at Indianapolis, 1/9/05 (0/284)
283	Elway, vs. Pittsburgh, 1/7/90 (44/239)

RUSHING

MOST RUSHES

Career

204	Terrell Davis, 1995-2002
144	Sammy Winder, 1982-90
94	John Elway, 1983-98
43	Mike Anderson, 2000-05
38	Bobby Humphrey, 1989-91
38	Otis Armstrong, 1973-80
36	Gaston Green, 1991-92
34	Rob Lytle, 1977-83
29	Gene Lang, 1984-87
26	Steve Sewell, 1985-92

Game

32	Davis, vs. N.Y. Jets, 1/17/99
31	Davis, vs. Jacksonville, 12/27/97
30	Davis, vs. Green Bay, 1/25/98
26	Davis, at Pittsburgh, 1/11/98
26	Winder, at Cleveland, 1/11/87 (OT)
25	Davis, vs. Atlanta, 1/31/99
25	Davis, at Kansas City, 1/4/98
21	Davis, vs. Miami, 1/9/99
21	Winder, vs. Cleveland, 1/14/90
20	Winder, vs. Cleveland, 1/17/88

MOST RUSHING YARDS

Career

1,140	Terrell Davis, 1995-2002
461	John Elway, 1983-98
461	Sammy Winder, 1982-90
169	Bobby Humphrey, 1989-91
152	Derek Loville, 1997-99
145	Mike Anderson, 2000-05
141	Otis Armstrong, 1973-80
138	Gene Lang, 1984-87
112	Gaston Green, 1991-92
99	Tatum Bell, 2004-06, '08

Game

199	Davis, vs. Miami, 1/9/99
184	Davis, vs. Jacksonville, 12/27/97
167	Davis, vs. N.Y. Jets, 1/17/99
157	Davis, vs. Green Bay, 1/25/98
139	Davis, at Pittsburgh, 1/11/98
103	Loville, vs. Jacksonville, 12/27/97
102	Davis, vs. Atlanta, 1/31/99
102	Winder, vs. New England, 1/4/87
101	Davis, at Kansas City, 1/4/98
91	Davis, vs. Jacksonville, 1/4/97

HIGHEST RUSHING AVERAGE

Career (min. 10 carries)

6.1	Derek Loville, 1997-99 (25-152)
5.6	Terrell Davis, 1995-2002 (204-1,140)
4.9	John Elway, 1983-98 (94-461)
4.8	Gene Lang, 1984-87 (29-138)
4.4	Bobby Humphrey, 1989-91 (38-169)
4.3	Tatum Bell, 2004-06, '08 (23-99)

4.0	Clinton Portis, 2002-03 (17-68)
4.2	Otis Armstrong, 1973-80 (38-141)
3.6	Steve Sewell, 1985-92 (26-94)
3.6	Jim Jensen, 1977-80 (10-36)

Game (min. 10 carries)

9.5	Davis, vs. Miami, 1/9/99 (21-199)
9.4	Loville, vs. Jacksonville, 12/27/97 (11-103)
6.5	Davis, vs. Jacksonville, 1/4/97 (14-91)
5.9	Davis, vs. Jacksonville, 12/27/97 (31-184)
5.4	Winder, vs. New England, 1/4/87 (19-102)
5.3	Davis, at Pittsburgh, 1/11/98 (26-139)
5.2	Davis, vs. Green Bay, 1/25/98 (30-157)
5.2	Davis, vs. N.Y. Jets, 1/17/99 (32-167)
5.1	Humphrey, vs. San Francisco, 1/28/90 (12-61)
4.7	Humphrey, vs. Pittsburgh, 1/7/90 (18-85)

MOST RUSHING TOUCHDOWNS

Career

12	Terrell Davis, 1995-2002
6	John Elway, 1983-98
3	Mike Anderson, 2000-05
3	Derek Loville, 1997-99
2	M. Bratton, H. Griffith, V. Hebron, G. Lang, G. Lewis, R. Lytle
1	O. Armstrong, T. Bell, J. Keyworth, G. Kubiak, D. Preston, S. Sewell, G. Willhite, S. Winder

Game

3	Terrell Davis, vs. Green Bay, 1/25/98
2	Mike Anderson, vs. New England, 1/14/06
2	Howard Griffith, vs. Atlanta, 1/31/99
2	Terrell Davis, vs. Miami, 1/9/99
2	Terrell Davis, at Kansas City, 1/4/98
2	Terrell Davis, vs. Jacksonville, 12/27/97
2	Derek Loville, vs. Jacksonville, 12/27/97
2	Melvin Bratton, vs. Pittsburgh, 1/7/90
2	Greg Lewis, vs. Houston, 1/4/92

LONGEST RUN FROM SCRIMMAGE

62	Terrell Davis, vs. Miami, 1/9/99
59	Terrell Davis, vs. Jacksonville, 12/27/97
47	Terrell Davis, vs. Jacksonville, 1/4/97
44	Derek Loville, vs. Jacksonville, 12/27/97
43	Terrell Davis, at Pittsburgh, 1/11/98
42	Gene Lang, vs. Cleveland, 1/17/88
41	Terrell Davis, at Kansas City, 1/4/98
35	Sammy Winder, at Seattle, 12/24/83
34	Bobby Humphrey, vs. San Francisco, 1/28/90
34	John Elway, at Cleveland, 1/11/87

PASSING

MOST PASS ATTEMPTS

Career

651	John Elway, 1983-98
120	Jake Plummer, 2003-06
90	Craig Morton, 1977-82
28	Gus Frerotte, 2000-01
26	Norris Weese, 1976-79
19	Gary Kubiak, 1983-91
19	Steve DeBerg, 1981-83
10	Jarious Jackson, 2000-03
7	Tommy Maddox, 1992-93
2	Steve Sewell, 1985-92

Game

47	Elway, at L.A. Raiders, 1/9/94
38	Elway, vs. Jacksonville, 1/4/97
38	Elway, vs. Washington, 1/31/88
38	Elway, at Cleveland, 1/11/87 (OT)
37	Elway, vs. N.Y. Giants, 1/25/87
37	Elway, vs. Pittsburgh, 12/30/84
36	Elway, vs. Cleveland, 1/14/90
34	Plummer, at Indianapolis, 1/9/05
34	Elway, vs. N.Y. Jets, 1/17/99
33	Elway, vs. Houston, 1/4/92

POSTSEASON INDIVIDUAL RECORDS — PASSING

MOST COMPLETIONS

Career

355	John Elway, 1983-1998
80	Jake Plummer, 2003-06
42	Craig Morton, 1977-82
16	Gary Kubiak, 1983-91
14	Steve DeBerg, 1981-83
13	Gus Frerotte, 2000-01
12	Norris Weese, 1976-79
5	Jarious Jackson, 2000-03
3	Tommy Maddox, 1992-93
2	Steve Sewell, 1985-92

Game

29	Elway, at L.A. Raiders, 1/9/94
25	Elway, vs. Jacksonville, 1/4/97
24	Plummer, at Indianapolis, 1/9/05
23	Plummer, at Indianapolis, 1/4/04
22	Elway, vs. N.Y. Giants, 1/25/87
22	Elway, at Cleveland, 1/11/87 (OT)
20	Elway, vs. Cleveland, 1/14/90
19	Elway, at Pittsburgh, 12/30/94
19	Elway, vs. Houston, 1/4/92

HIGHEST COMPLETION PERCENTAGE

Career (min. 15 passes)

.842	Gary Kubiak, 1983-91 (16-19)
.737	Steve DeBerg, 1981-83 (14-19)
.667	Jake Plummer, 2003-06 (80-120)
.545	John Elway, 1983-98 (355-651)
.467	Craig Morton, 1977-82 (42-90)
.464	Gus Frerotte, 2000-01 (13-28)
.462	Norris Weese, 1976-79 (12-26)

Game (min. 12 passes)

.917	Kubiak, at Buffalo, 1/12/92 (11-12)
.767	Plummer, at Indianapolis, 1/4/04 (23-30)
.737	DeBerg, at Seattle, 12/24/83 (14-19)
.706	Plummer, at Indianapolis, 1/9/05 (24-34)
.667	Elway, vs. Jacksonville, 12/27/97 (16-24)
.667	Elway, at Seattle, 12/24/83 (10-15)
.658	Elway, vs. Jacksonville, 1/4/97 (25-38)
.621	Elway, at Atlanta, 1/31/99 (18-29)
.617	Elway, at L.A. Raiders, 1/9/94 (29-47)
.609	Elway, vs. Miami, 1/9/99 (14-23)

MOST PASSING YARDS

Career

4,964	John Elway, 1983-98
885	Jake Plummer, 2003-06
605	Craig Morton, 1977-82
212	Gary Kubiak, 1983-91
140	Norris Weese, 1976-79
131	Steve DeBerg, 1981-83
124	Gus Frerotte, 2000-01
54	Jarious Jackson, 2000-03
52	Gerald Willhite, 1982-88
34	Tommy Maddox, 1992-93

Game

385	Elway, vs. Cleveland, 1/14/90
336	Elway, vs. Atlanta, 1/31/99
304	Elway, vs. N.Y. Giants, 1/25/87
302	Elway, at L.A. Raiders, 1/9/94
284	Plummer, at Indianapolis, 1/9/05
281	Elway, vs. Cleveland, 1/17/88
259	Elway, vs. Houston, 1/10/88
257	Elway, vs. Houston, 1/4/92
257	Elway, vs. Washington, 1/31/87
257	Elway, vs. New England, 1/4/87

MOST TOUCHDOWN PASSES

Career

27	John Elway, 1983-98
5	Jake Plummer, 2003-06
5	Craig Morton, 1977-82
1	Steve DeBerg, 1981-83

Game

3	Elway, at L.A. Raiders, 1/9/94
3	Elway, vs. Cleveland, 1/14/90
3	Elway, vs. Cleveland, 1/17/88

2	Plummer, at Indianapolis, 1/9/05
2	Elway, at Pittsburgh, 1/11/98
2	Elway, vs. Jacksonville, 1/4/97
2	Elway, vs. Houston, 1/10/88
2	Elway, vs. Pittsburgh, 12/30/84
2	Morton, vs. Oakland, 1/11/78
2	Morton, vs. Pittsburgh, 12/24/77

MOST INTERCEPTIONS THROWN

Career

21	John Elway, 1983-98
6	Jake Plummer, 2003-06
6	Craig Morton, 1977-82
1	Gus Frerotte, 2000-01
1	Steve DeBerg, 1981-83

Game

4	Morton, vs. Dallas, 1/15/78
3	Elway, vs. Washington, 1/31/88
2	Plummer, vs. Pittsburgh, 1/22/06
2	Plummer, at Indianapolis, 1/4/04
2	Elway, vs. San Francisco, 1/28/90
2	Elway, vs. New England, 1/4/87
2	Elway, vs. Pittsburgh, 12/30/84
1	18 times (last: Plummer, vs. N.E., 1/14/06)

BEST INTERCEPTION AVOIDANCE PERCENTAGE

Career (min. 15 passes)

.000	Gary Kubiak, 1983-91 (0-19)
.000	Norris Weese, 1976-79 (0-26)
.032	John Elway, 1983-98 (21-651)
.036	Gus Frerotte, 2000-01 (1-28)
.050	Jake Plummer, 2003-06 (6-120)
.053	Steve DeBerg, 1981-83 (1-19)
.067	Craig Morton, 1977-82 (6-90)

HIGHEST AVERAGE GAIN PER ATTEMPT

Career (min. 15 passes)

11.16	Gary Kubiak, 1983-91 (19-212)
7.63	John Elway, 1983-98 (355-4,964)
7.38	Jake Plummer, 2003-06 (120-885)
6.89	Steve DeBerg, 1981-83 (19-131)
6.72	Craig Morton, 1977-82 (90-605)
5.38	Norris Weese, 1976-79 (26-140)
4.43	Gus Frerotte, 2000-01 (28-124)

HIGHEST AVERAGE GAIN PER COMPLETION

Career (min. 15 passes)

14.40	Craig Morton, 1977-82 (42-605)
13.98	John Elway, 1983-98 (355-4,964)
13.25	Gary Kubiak, 1983-91 (16-212)
11.67	Norris Weese, 1976-79 (12-140)
11.06	Jake Plummer, 2003-06 (80-885)
9.54	Gus Frerotte, 2000-01 (13-124)
9.36	Steve DeBerg, 1981-83 (14-131)

HIGHEST PASSER RATING

Career (min. 15 passes)

113.2	Gary Kubiak, 1983-91 (19 att.)
87.8	Steve DeBerg, 1981-83 (19 att.)
81.4	Jake Plummer, 2003-06 (120 att.)
79.7	John Elway, 1983-98 (651 att.)
63.0	Norris Weese, 1976-79 (26 att.)
59.7	Craig Morton, 1977-82 (90 att.)
44.3	Gus Frerotte, 2000-01 (28 att.)

Game (min. 12 passes)

120.7	Elway, vs. Cleveland, 1/14/90 (36 att.)
114.4	Elway, vs. Cleveland, 1/17/88 (26 att.)

LONGEST PASS PLAY

80t	John Elway to Rod Smith, vs. Atlanta, 1/31/99
80t	John Elway to Mark Jackson, vs. Cleveland, 1/17/88
74t	Craig Morton to Haven Moses, vs. Oakland, 1/1/78
70t	John Elway to Michael Young, vs. Cleveland, 1/14/90
56t	John Elway to Ricky Nattiel, vs. Washington, 1/31/88
55	John Elway to Vance Johnson, vs. Houston, 1/10/88
54	John Elway to Vance Johnson, vs. N.Y. Giants, 1/25/87

POSTSEASON IND. RECORDS — RECEIVING / INTs / SACKS

LONGEST PASS PLAY, CONT.

53	John Elway to Michael Young, vs. Cleveland, 1/14/90
52	Gerald Willhite to Steve Watson, vs. Pittsburgh, 12/30/84
51	John Elway to Mark Jackson, vs. Pittsburgh, 1/7/90

RECEIVING

MOST RECEPTIONS

Career

49	Rod Smith, 1995-2007
47	Shannon Sharpe, 1990-99, '02-03
41	Vance Johnson, 1985-93, '95
36	Ed McCaffrey, 1995-2003
31	Steve Sewell, 1985-92
21	Steve Watson, 1979-87
20	Mark Jackson, 1986-92
20	Sammy Winder, 1982-90
19	Terrell Davis, 1995-2002
13	Ricky Nattiel, 1987-92
13	Haven Moses, 1972-81

Game

13	Sharpe, at L.A. Raiders, 1/9/94
11	Watson, vs. Pittsburgh, 12/30/84
8	McCaffrey, at Baltimore, 12/31/00
8	V. Johnson, at Buffalo, 1/12/92
7	R. Smith, at Indianapolis, 1/9/05
7	Davis, vs. Jacksonville, 1/4/97
7	Sewell, at Buffalo, 1/12/92
7	V. Johnson, vs. Cleveland, 1/14/90
7	Myles, at Seattle, 12/24/83
6	R. Smith, vs. New England, 1/14/06
6	R. Smith, at Pittsburgh, 1/11/98

MOST RECEIVING YARDS

Career

860	Rod Smith, 1995-2007
719	Vance Johnson, 1985-93, '95
505	Shannon Sharpe, 1990-99, '02-03
490	Ed McCaffrey, 1995-2003
422	Mark Jackson, 1986-92
375	Steve Sewell, 1985-92
358	Steve Watson, 1979-87
314	Haven Moses, 1972-81
255	Michael Young, 1989-92
251	Ricky Nattiel, 1987-92

Game

177	Watson, vs. Pittsburgh, 12/30/84
168	Moses, vs. Oakland, 1/1/78
156	Sharpe, at L.A. Raiders, 1/9/94
152	R. Smith, vs. Atlanta, 1/31/99
134	Jackson, vs. Cleveland, 1/17/88
123	Young, vs. Cleveland, 1/14/90
121	V. Johnson, vs. N.Y. Giants, 1/25/87
111	Jackson, vs. Pittsburgh, 1/7/90
105	V. Johnson, vs. Houston, 1/10/88
104	V. Johnson, at Buffalo, 1/12/92

HIGHEST AVERAGE GAIN PER RECEPTION

Career (min. 5 receptions)

24.2	Haven Moses, 1972-81 (13-314)
23.2	Michael Young, 1989-92 (11-255)
21.1	Mark Jackson, 1986-92 (20-422)
19.3	Ricky Nattiel, 1987-92 (13-251)
19.3	Jack Dolbin, 1975-79 (7-135)
17.6	Rod Smith, 1995-2007 (49-860)
17.5	Vance Johnson, 1985-93, '95 (41-719)
17.0	Steve Watson, 1979-87 (21-358)
15.9	Jeb Putzier, 2002-05, '08 (10-159)
15.2	Ashley Lelie, 2002-05 (10-152)

Game (min. 4 receptions)

33.60	Moses, vs. Oakland, 1/1/78 (5-168)
33.50	Jackson, vs. Cleveland, 1/17/88 (4-134)
30.40	R. Smith, vs. Atlanta, 1/31/99 (5-152)
26.25	V. Johnson, vs. Houston, 1/10/88 (4-105)
24.20	V. Johnson, vs. N.Y. Giants, 1/25/87 (5-121)

22.25	V. Johnson, vs. New England, 1/4/87 (4-89)
22.20	Jackson, vs. Pittsburgh, 1/7/90 (5-111)

MOST RECEIVING TOUCHDOWNS

Career

6	Rod Smith, 1995-2007
4	Vance Johnson, 1985-93, '95
2	Howard Griffith, Mark Jackson, Clarence Kay, Ed McCaffrey, Haven Moses, Ricky Nattiel, Shannon Sharpe, Sammy Winder
1	12 players (last: Lelie vs. N.E., 1/14/06)

Game

2	Kay, vs. Houston, 1/10/88
2	Moses, vs. Oakland, 1/1/78

INTERCEPTIONS

MOST INTERCEPTIONS

Career

5	Darrien Gordon, 1997-98
3	Tyrone Braxton, 1987-93, '95-99
3	Bob Swenson, 1975-83
2	Darrius Johnson, 1996-99
2	Dennis Smith, 1981-94
2	Tom Jackson, 1973-86

Game

2	Gordon, vs. Atlanta, 1/31/99
2	Gordon, vs. N.Y. Jets, 1/17/99
2	D. Smith, vs. Cleveland, 1/14/90
2	T. Jackson, vs. Pittsburgh, 12/24/77

MOST YARDS ON INTERCEPTION RETURNS

Career

156	Darrien Gordon, 1997-98
100	Champ Bailey, 2004-08
76	Darrius Johnson, 1996-99
57	Mark Haynes, 1986-89
49	Tom Jackson, 1973-86
26	Jim Ryan, 1979-88

Game

108	Gordon, vs. Atlanta, 1/31/99
100	Bailey, vs. New England, 1/14/06
57	Haynes, vs. Houston, 1/10/88
49	T. Jackson, vs. Pittsburgh, 12/24/77
48	Gordon, vs. N.Y. Jets, 1/17/99
48	D. Johnson, vs. Miami, 1/9/99
28	D. Johnson, vs. Atlanta, 1/31/99
26	Ryan, at Cleveland, 1/11/87 (OT)
18	Mecklenburg, vs. Houston, 1/10/88

LONGEST INTERCEPTION RETURN

100	Champ Bailey, vs. New England, 1/14/06
58	Darrien Gordon, vs. Atlanta, 1/31/99
57	Mark Haynes, vs. Houston, 1/10/88
50	Darrien Gordon, vs. Atlanta, 1/31/99
48	Darrius Johnson, vs. Miami, 1/9/99
32	Tom Jackson, vs. Pittsburgh, 12/24/77
30	Darrien Gordon, vs. N.Y. Jets, 1/17/99
28	Darrius Johnson, vs. Atlanta, 1/31/99
26	Jim Ryan, at Cleveland, 1/11/87
18	Karl Mecklenburg, vs. Houston, 1/10/88

SACKS

MOST SACKS

Career

6	Simon Fletcher, 1985-95
6	Rulon Jones, 1980-88
3	Neil Smith, 1997-99
3	Rubin Carter, 1975-86
2	Maa Tanuvasa, 1995-2000
2	Alfred Williams, 1996-99
2	Karl Mecklenburg, 1983-94
2	Jim Ryan, 1979-88
2	Lyle Alzado, 1971-78

POSTSEASON IND. RECORDS — SACKS / PUNTS / RETURNS

MOST SACKS, CONT.

Game

2	N. Smith, at Kansas City, 1/4/98
2	A. Williams, at Kansas City, 1/4/98
2	Fletcher, at L.A. Raiders, 1/9/94
2	Fletcher, vs. Cleveland, 1/14/90
2	R. Jones, vs. New England, 1/4/87
2	Alzado, vs. Dallas, 1/15/78
2	Carter, vs. Dallas, 1/15/78

PUNTING

MOST PUNTS

Career

46	Mike Horan, 1986-2002
45	Tom Rouen, 1993-2002
19	Bucky Dilts, 1977-78
10	Luke Prestridge, 1979-83
8	Todd Sauerbrun, 2005, '07

Game

9	Rouen, at Baltimore, 12/31/00
7	Rouen, vs. N.Y. Jets, 1/17/99
7	Horan, vs. Washington, 1/31/88
6	Sauerbrun, vs. New England, 1/14/06
6	Rouen, at Kansas City, 1/4/98
6	Horan, at Buffalo, 1/12/92
6	Horan, vs. San Francisco, 1/28/90
6	Horan, at Cleveland, 1/11/87 (OT)
6	Prestridge, at Houston, 12/23/79
6	Dilts, vs. Pittsburgh, 12/30/78

HIGHEST AVERAGE PER PUNT

Career (min. 10 punts)

45.70	Luke Prestridge, 1979-83 (10-457)
42.13	Mike Horan, 1986-2002 (46-1,938)
39.16	Tom Rouen, 1993-2002 (45-1,762)
37.26	Bucky Dilts, 1977-78 (19-708)

Game (min. 4 punts)

49.00	Horan, vs. New England, 1/4/87 (5-245)
47.75	Prestridge, at Seattle, 12/24/83 (4-191)
46.40	Horan, vs. Cleveland, 1/14/90 (5-232)
45.67	Sauerbrun, vs. New England, 1/14/06 (6-274)
45.29	Rouen, vs. N.Y. Jets, 1/17/99 (7-317)
44.33	Prestridge, at Houston, 12/23/79 (6-266)

LONGEST PUNT

76	Mike Horan, at Buffalo, 1/12/92
----	---------------------------------

PUNT RETURNS

MOST PUNT RETURNS

Career

13	Vance Johnson, 1985-93, '95
11	Darrien Gordon, 1997-98
10	Rick Upchurch, 1975-83
7	Gerald Willhite, 1982-88
6	Kevin Clark, 1987-88, '90-91
3	Deltha O'Neal, 2000-03
3	Glyn Milburn, 1993-95
3	Zach Thomas, 1983-84

Game

5	Gordon, vs. N.Y. Jets, 1/17/99
4	V. Johnson, vs. Cleveland, 1/14/90
3	O'Neal, at Baltimore, 12/31/00
3	Milburn, at L.A. Raiders, 1/9/94
3	V. Johnson, at Buffalo, 1/12/92
3	Willhite, at Cleveland, 1/11/87 (OT)
3	V. Johnson, vs. New England, 1/4/87
3	Z. Thomas, at Seattle, 12/24/83
3	Upchurch, vs. Dallas, 1/15/78

MOST YARDS ON PUNT RETURNS

Career

162	Darrien Gordon, 1997-98
115	Vance Johnson, 1985-93, '95
92	Rick Upchurch, 1975-83
46	Kevin Clark, 1987-88, '90-91
45	Gerald Willhite, 1982-88
38	Glyn Milburn, 1993-95

Game

79	Gordon, vs. N.Y. Jets, 1/17/99
38	Milburn, at L.A. Raiders, 1/9/94
36	Gordon, at Kansas City, 1/4/98
36	V. Johnson, at Buffalo, 1/12/92
36	V. Johnson, vs. Cleveland, 1/14/90
30	Upchurch, at Pittsburgh, 12/30/78
26	V. Johnson, vs. New England, 1/4/87
25	Upchurch, at Houston, 12/23/79

HIGHEST AVERAGE PER RETURN

Career (min. 2 returns)

14.7	Darrien Gordon, 1997-98 (11-162)
12.7	Glyn Milburn, 1993-95 (3-38)
9.2	Rick Upchurch, 1975-83 (10-92)
8.8	Vance Johnson, 1985-93, '95 (13-115)
7.7	Kevin Clark, 1987-88, '90-91 (6-46)
6.4	Gerald Willhite, 1982-88 (7-45)

Game (min. 2 returns)

15.8	Gordon, vs. N.Y. Jets, 1/17/99 (5-79)
15.0	Upchurch, at Pittsburgh, 12/30/78 (2-30)
12.7	Milburn, at L.A. Raiders, 1/9/94 (3-38)
12.5	Upchurch, at Houston, 12/23/79 (2-25)
12.0	V. Johnson, at Buffalo, 1/12/92 (3-36)
9.5	Gordon, at Pittsburgh, 1/11/98 (2-19)

MOST PUNT RETURN TOUCHDOWNS

Career

None

Game

None

LONGEST PUNT RETURN

36	Darrien Gordon, vs. N.Y. Jets, 1/17/99
36	Darrien Gordon, at Kansas City, 1/4/98
22	Rick Upchurch, at Pittsburgh, 12/30/78
19	Darrien Gordon, at Pittsburgh, 1/11/98
18	Glyn Milburn, at L.A. Raiders, 1/9/94
17	Gerald Willhite, vs. Pittsburgh, 12/30/84
17	Rick Upchurch, at Houston, 12/23/79
14	Darrien Gordon, vs. Jacksonville, 12/27/97

KICKOFF RETURNS

MOST KICKOFF RETURNS

Career

21	Ken Bell, 1986-89
20	Vaughn Hebron, 1996-98
12	Rick Upchurch, 1975-83
8	Charlie Adams, 2003-05
8	Reuben Droughns, 2002-04
8	Darren Carrington, 1989
6	Glyn Milburn, 1993-95
6	Alton Montgomery, 1990-92
5	Cecil Sapp, 2003-07
5	Gene Lang, 1984-87

Game

6	Droughns, at Indianapolis, 1/4/04
6	Milburn, at L.A. Raiders, 1/9/94
6	Carrington, vs. San Francisco, 1/28/90
5	K. Bell, vs. Washington, 1/31/88

MOST YARDS ON KICKOFF RETURNS

Career

460	Vaughn Hebron, 1996-98
383	Ken Bell, 1986-89
259	Rick Upchurch, 1975-83
197	Darren Carrington, 1989
189	Charlie Adams, 2003-05
169	Reuben Droughns, 2002-04
122	Alton Montgomery, 1990-92
97	Cecil Sapp, 2003-07
85	Glyn Milburn, 1993-95
81	Zach Thomas, 1983-84

Game

146	Carrington, vs. San Francisco, 1/28/90
133	Droughns, at Indianapolis, 1/4/04
110	Adams, vs. Pittsburgh, 1/22/06
94	Upchurch, vs. Dallas, 1/15/78

POSTSEASON IND. RECORDS — RETURNS / KICKING / SCORING

MOST YARDS ON KICKOFF RETURNS, GAME, CONT.

88	Montgomery, vs. Houston, 1/4/92
88	K. Bell, vs. Washington, 1/31/88
87	Hebron, vs. Jacksonville, 12/27/97
86	Sapp, at Indianapolis, 1/9/05
85	Hebron, vs. Jacksonville, 1/4/97
85	Milburn, at L.A. Raiders, 1/9/94

HIGHEST AVERAGE PER KICKOFF RETURN

Career (min. 3 returns)

27.25	John Schultz, 1976-78 (4-109)
24.63	Darren Carrington, 1989 (8-197)
23.63	Charlie Adams, 2003-05 (8-189)
23.00	Vaughn Hebron, 1996-98 (20-460)
21.58	Rick Upchurch, 1975-83 (12-259)
21.13	Reuben Droughns, 2002-04 (8-169)
20.33	Alton Montgomery, 1990-92 (6-122)
20.25	Zach Thomas, 1983-84 (4-81)
19.40	Cecil Sapp, 2003-07 (5-97)
18.67	Dave Preston, 1978-83 (3-56)

Game (min. 2 returns)

31.33	Upchurch, vs. Dallas, 1/15/78 (3-94)
31.00	Bell, vs. Pittsburgh, 1/7/90 (2-62)
31.00	Schultz, vs. Dallas, 1/15/78 (2-62)
29.00	Hebron, vs. Jacksonville, 12/27/97 (3-87)
28.33	Hebron, vs. Jacksonville, 1/4/97 (3-85)
28.00	Willhite, vs. Pittsburgh, 12/30/84 (2-56)
27.50	Adams, vs. Pittsburgh, 1/22/06 (4-110)
25.50	Hebron, at Kansas City, 1/4/98 (2-51)
25.50	Carrington, vs. Pittsburgh, 1/7/90 (2-51)
24.33	Carrington, vs. San Francisco, 1/28/90 (6-146)

MOST KICKOFF RETURN TOUCHDOWNS

Career

None

Game

None

LONGEST KICKOFF RETURN

67	Rick Upchurch, vs. Dallas, 1/15/78
51	Vaughn Hebron, vs. Jacksonville, 12/27/97
47	Charlie Adams, vs. Pittsburgh, 1/22/06
41	Triandos Luke, at Indianapolis, 1/9/05
39	Darren Carrington, vs. San Francisco, 1/28/90
38	Vaughn Hebron, vs. Jacksonville, 1/4/97
37	John Schultz, vs. Dallas, 1/15/78
35	Ken Bell, vs. New England, 1/4/87
33	Reuben Droughns, at Indianapolis, 1/4/04
32	Vaughn Hebron, vs. Green Bay, 1/25/98

KICKING

MOST PAT ATTEMPTS

Career

40	Jason Elam, 1993-2007
19	Rich Karlis, 1982-88
12	David Treadwell, 1989-92
9	Jim Turner, 1971-79

Game

6	Elam, vs. Jacksonville, 12/27/97
5	Elam, vs. Miami, 1/9/99
5	Karlis, vs. Cleveland, 1/17/88
4	Elam, vs. Atlanta, 1/31/99
4	Elam, vs. Green Bay, 1/25/98
4	Treadwell, vs. Cleveland, 1/14/90
4	Karlis, vs. Houston, 1/10/88
4	Turner, vs. Pittsburgh, 12/24/77

MOST PATS MADE

Career

39	Jason Elam, 1993-2007
19	Rich Karlis, 1982-88
11	David Treadwell, 1989-92
9	Jim Turner, 1971-79

Game

6	Elam, vs. Jacksonville, 12/27/97
5	Elam, vs. Miami, 1/9/99
5	Karlis, vs. Cleveland, 1/17/88

4	Elam, vs. Atlanta, 1/31/99
4	Elam, vs. Green Bay, 1/25/98
4	Treadwell, vs. Cleveland, 1/14/90
4	Karlis, vs. Houston, 1/10/88
4	Turner, vs. Pittsburgh, 12/24/77

HIGHEST PAT PERCENTAGE

Career

1.000	Rich Karlis, 1982-88 (19-19)
1.000	Jim Turner, 1971-79 (9-9)
.975	Jason Elam, 1993-2007 (39-40)
.916	David Treadwell, 1989-92 (11-12)

MOST FIELD GOALS ATTEMPTED

Career

18	Jason Elam, 1993-2007
18	Rich Karlis, 1982-88
11	David Treadwell, 1989-92
8	Jim Turner, 1971-79

Game

4	Elam, vs. Atlanta, 1/31/99
4	Treadwell, vs. Cleveland, 1/28/90
4	Karlis, vs. N.Y. Giants, 1/25/87
3	Elam, vs. N.Y. Jets, 1/17/99
3	Treadwell, at Buffalo, 1/12/92
3	Karlis, at Cleveland, 1/11/87 (OT)
3	Karlis, vs. Pittsburgh, 12/30/84
3	Turner, vs. Oakland, 1/1/78

MOST FIELD GOALS MADE

Career

15	Jason Elam, 1993-2007
12	Rich Karlis, 1982-88
7	David Treadwell, 1989-92
4	Jim Turner, 1971-79

Game

3	Elam, vs. N.Y. Jets, 1/17/99
3	Treadwell, vs. Cleveland, 1/14/90
3	Karlis, at Cleveland, 1/11/87 (OT)
2	Elam, vs. New England, 1/14/06
2	Elam, vs. Atlanta, 1/31/99
2	Treadwell, vs. Houston, 1/4/92
2	Karlis, vs. Houston, 1/10/88
2	Karlis, vs. N.Y. Giants, 1/25/87
2	Karlis, vs. New England, 1/4/87
2	Turner, vs. Pittsburgh, 12/24/77

HIGHEST FIELD GOAL PERCENTAGE

Career

.833	Jason Elam, 1993-2007 (15-18)
.667	Rich Karlis, 1982-88 (12-18)
.636	David Treadwell, 1989-92 (7-11)
.500	Jim Turner, 1971-79 (4-8)

LONGEST FIELD GOAL

51	Jason Elam, vs. Green Bay, 1/25/98
50	Jason Elam, vs. New England, 1/14/06
49	Jason Elam, at Indianapolis, 1/4/04
49	David Treadwell, vs. Houston, 1/4/92
48	Jason Elam, vs. N.Y. Jets, 1/17/99
48	Rich Karlis, vs. N.Y. Giants, 1/25/87
47	Jim Turner, vs. Dallas, 1/15/78
44	Jim Turner, vs. Pittsburgh, 12/24/77
43	Jason Elam, at Pittsburgh, 1/11/98
43	David Treadwell, vs. Pittsburgh, 1/7/90
43	Rich Karlis, vs. Houston, 1/10/88

SCORING

MOST TOUCHDOWNS SCORED

Career

12	Terrell Davis, 1995-2002
6	Rod Smith, 1995-2007
6	John Elway, 1983-98
4	Howard Griffith, 1997-2001
4	Vance Johnson, 1985-93, '95
3	Mike Anderson, 2000-05
3	Derek Loville, 1997-99
3	Sammy Winder, 1982-90

POSTSEASON IND. / TEAM RECORDS — RESULTS / SCORING

MOST TOUCHDOWNS SCORED, CONT.

Game

3	Davis, vs. Green Bay, 1/25/98
2	11 times (last: Anderson vs. New England, 1/14/06)

MOST POINTS SCORED

Career

84	Jason Elam, 1993-2007
74	Terrell Davis, 1995-2002
55	Rich Karlis, 1982-88
36	Rod Smith, 1995-2007
36	John Elway, 1983-98
32	David Treadwell, 1989-92
24	Howard Griffith, 1997-2001
24	Vance Johnson, 1985-93, '95
21	Jim Turner, 1971-79
18	Mike Anderson, 2000-05
18	Derek Loville, 1997-99
18	Sammy Winder, 1982-90

Game

18	Davis, vs. Green Bay, 1/25/98
13	Treadwell, vs. Cleveland, 1/14/90
12	11 times (last: Anderson, vs. New England, 1/14/06)

POSTSEASON GAME-BY-GAME

Won-Lost Record: 17-15

1/22/06	Pittsburgh 34, Denver 17 AFC Championship Game (INVESCO Field at Mile High, att.: 76,775)
1/14/06	Denver 27, New England 13 AFC Divisional Playoff Game (INVESCO Field at Mile High, att.: 76,238)
1/9/05	Indianapolis 49, Denver 24 AFC Wild Card Playoff Game (RCA Dome, att.: 56,609)
1/4/04	Indianapolis 41, Denver 10 AFC Wild Card Playoff Game (RCA Dome, att.: 56,586)
12/31/00	Baltimore 21, Denver 3 AFC Wild Card Playoff Game (PSINet Stadium, att.: 69,638)
1/31/99	Denver 34, Atlanta 19 Super Bowl XXXIII (Pro Player Stadium, att.: 74,803)
1/17/99	Denver 23, New York Jets 10 AFC Championship Game (Mile High Stadium, att.: 75,482)
1/9/99	Denver 38, Miami 3 AFC Divisional Playoff Game (Mile High Stadium, att.: 75,729)
1/25/98	Denver 31, Green Bay 24 Super Bowl XXXII (Qualcomm Stadium, att.: 68,912)
1/11/98	Denver 24, Pittsburgh 21 AFC Championship Game (Three Rivers Stadium, att.: 61,382)
1/4/98	Denver 14, Kansas City 10 AFC Divisional Playoff Game (Arrowhead Stadium, att.: 76,965)
12/27/97	Denver 42, Jacksonville 17 AFC Wild Card Playoff Game (Mile High Stadium, att.: 74,481)
1/4/97	Jacksonville 30, Denver 27 AFC Divisional Playoff Game (Mile High Stadium, att.: 75,678)
1/9/94	Los Angeles Raiders 42, Denver 24 AFC Wild Card Playoff Game (L.A. Coliseum, att.: 65,314)
1/12/92	Buffalo 10, Denver 7 AFC Championship Game (Rich Stadium, att.: 80,272)
1/4/92	Denver 26, Houston 24 AFC Divisional Playoff Game (Mile High Stadium, att.: 75,301)

1/28/90	San Francisco 55, Denver 10 Super Bowl XXIV (Superdome, att.: 72,919)
1/14/90	Denver 37, Cleveland 21 AFC Championship Game (Mile High Stadium, att.: 76,005)
1/7/90	Denver 24, Pittsburgh 23 AFC Divisional Playoff Game (Mile High Stadium, att.: 75,868)
1/31/88	Washington 42, Denver 10 Super Bowl XXII (Jack Murphy Stadium, att.: 73,302)
1/17/88	Denver 38, Cleveland 33 AFC Championship Game (Mile High Stadium, att.: 75,993)
1/10/88	Denver 34, Houston 10 AFC Divisional Playoff Game (Mile High Stadium, att.: 75,968)
1/25/87	New York Giants 39, Denver 20 Super Bowl XXI (Rose Bowl, att.: 101,063)
1/11/87	Denver 23, Cleveland 20 (OT) AFC Championship Game (Cleveland Stadium, att.: 79,915)
1/4/87	Denver 22, New England 17 AFC Divisional Playoff Game (Mile High Stadium, att.: 76,105)
12/30/84	Pittsburgh 24, Denver 17 AFC Divisional Playoff Game (Mile High Stadium, att.: 74,981)
12/24/83	Seattle 31, Denver 7 AFC Wild Card Playoff Game (Kingdome, att.: 60,752)
12/23/79	Houston 13, Denver 7 AFC Wild Card Playoff Game (Astrodome, att.: 48,776)
12/30/78	Pittsburgh 33, Denver 10 AFC Divisional Playoff Game (Three Rivers Stadium, att.: 48,921)
1/15/78	Dallas 27, Denver 10 Super Bowl XII (Superdome, att.: 76,400)
1/1/78	Denver 20, Oakland 17 AFC Championship Game (Mile High Stadium, att.: 74,982)
12/24/77	Denver 34, Pittsburgh 21 AFC Divisional Playoff Game (Mile High Stadium, att.: 75,011)

SCORING

MOST POINTS SCORED

42	vs. Jacksonville, 12/27/97
38	vs. Miami, 1/9/99
38	vs. Cleveland, 1/17/88
37	vs. Cleveland, 1/14/90
34	vs. Atlanta, 1/31/99
34	vs. Houston, 1/10/88
34	vs. Pittsburgh, 12/24/77
31	vs. Green Bay, 1/25/98
27	vs. New England, 1/14/06
27	vs. Jacksonville, 1/4/97

MOST POINTS SCORED, ONE HALF

27	vs. Cleveland, 1/14/90 (2nd)
24	at Pittsburgh, 1/11/98 (1st)
23	vs. N.Y. Jets, 1/17/99 (2nd)
21	at Indianapolis, 1/9/05 (2nd)
21	vs. Miami, 1/9/99 (1st)
21	vs. Jacksonville, 12/27/97 (2nd)
21	vs. Jacksonville, 12/27/97 (1st)
21	at L.A. Raiders, 1/9/94 (1st)
21	vs. Cleveland, 1/17/88 (1st)
20	vs. Pittsburgh, 12/24/77 (2nd)

POSTSEASON TEAM RECORDS — SCORING / OFFENSE

MOST POINTS SCORED, ONE QUARTER

21	vs. Jacksonville, 12/27/97 (4th)
20	vs. N.Y. Jets, 1/17/99 (3rd)
17	vs. Atlanta, 1/31/99 (4th)
17	at Pittsburgh, 1/11/98 (2nd)
15	vs. Jacksonville, 1/4/97 (4th)
14	at Indianapolis, 1/9/05 (3rd)
14	vs. Miami, 1/9/99 (4th)
14	vs. Miami, 1/9/99 (1st)
14	vs. Jacksonville, 12/27/97 (1st)
14	at L.A. Raiders, 1/9/94 (2nd)
14	vs. Cleveland, 1/14/90 (3rd)
14	vs. Cleveland, 1/17/88 (1st)

TOTAL OFFENSE

MOST TOTAL PLAYS

77	at Cleveland, 1/11/87 (OT)
76	vs. Jacksonville, 12/27/97
76	vs. Cleveland, 1/14/90
75	vs. N.Y. Jets, 1/17/99
75	vs. New England, 1/4/87
73	at L.A. Raiders, 1/9/94
69	at Buffalo, 1/12/92
69	at Seattle, 12/24/83

MOST TOTAL YARDS

511	vs. Jacksonville, 12/27/97 (310 rush/201 pass)
497	vs. Cleveland, 1/14/90 (120/377)
457	vs. Atlanta, 1/31/99 (121/336)
441	vs. New England, 1/4/87 (188/253)
424	vs. Miami, 1/9/99 (250/174)
418	vs. Houston, 1/4/92 (151/267)
412	vs. Cleveland, 1/17/88 (156/256)
387	at L.A. Raiders, 1/9/94 (56/331)
374	at Cleveland, 1/11/87 (149/225) (OT)
372	vs. N.Y. Giants, 1/25/87 (52/320)

HIGHEST AVERAGE GAIN PER PLAY

7.0	vs. Atlanta, 1/31/99 (65-457)
7.0	vs. Pittsburgh, 1/7/90 (52-364)
6.8	vs. Miami, 1/9/99 (62-424)
6.7	vs. Jacksonville, 12/27/97 (76-511)
6.5	vs. Cleveland, 1/14/90 (52-364)
6.4	vs. Houston, 1/4/92 (65-418)
6.1	vs. Cleveland, 1/17/88 (67-412)
5.9	vs. Jacksonville, 1/4/97 (60-351)
5.8	at Indianapolis, 1/9/05 (58-338)
5.8	vs. N.Y. Giants, 1/25/87 (64-372)

RUSHING

MOST RUSHES

49	vs. Jacksonville, 12/27/97
42	vs. New England, 1/4/87
39	vs. Green Bay, 1/25/98
39	vs. Cleveland, 1/14/90
39	vs. Cleveland, 1/17/88
38	vs. N.Y. Jets, 1/17/99
38	vs. Miami, 1/9/99
37	at Cleveland, 1/11/87 (OT)
37	vs. Oakland, 1/1/78
37	vs. Pittsburgh, 12/24/77

MOST RUSHING YARDS

310	vs. Jacksonville, 12/27/97
250	vs. Miami, 1/9/99
188	vs. New England, 1/4/87
179	vs. Green Bay, 1/25/98
178	vs. N.Y. Jets, 1/17/99
156	vs. Cleveland, 1/17/88
151	vs. Houston, 1/4/92
150	at Pittsburgh, 1/11/98
149	at Cleveland, 1/11/87 (OT)
146	at Indianapolis, 1/4/04

HIGHEST AVERAGE GAIN PER RUSH (MIN. 10 RUSHES)

6.6	vs. Miami, 1/9/99 (38-250)
6.3	vs. Jacksonville, 12/27/97 (49-310)
6.0	vs. Jacksonville, 1/4/97 (21-126)
5.7	vs. Washington, 1/31/88 (17-97)
5.6	at Indianapolis, 1/4/04 (26-146)
5.0	at Pittsburgh, 1/11/98 (30-150)
4.9	vs. Houston, 1/4/92 (31-151)
4.7	vs. N.Y. Jets, 1/17/99 (38-178)

MOST RUSHING TOUCHDOWNS

5	vs. Jacksonville, 12/27/97
4	vs. Green Bay, 1/25/98
3	vs. Atlanta, 1/31/99
3	vs. Miami, 1/9/99
2	8 times (last: vs. New England, 1/14/06)

PASSING

MOST PASS ATTEMPTS

54	at L.A. Raiders, 1/9/94
41	vs. N.Y. Giants, 1/25/87
39	vs. Washington, 1/31/88
38	at Baltimore, 12/31/00
38	vs. Jacksonville, 1/4/97
38	at Cleveland, 1/11/87 (OT)
38	vs. Pittsburgh, 12/24/77
36	vs. Cleveland, 1/14/90

MOST COMPLETIONS

32	at L.A. Raiders, 1/9/94
26	vs. N.Y. Giants, 1/25/87
25	vs. Jacksonville, 1/4/97
24	at Indianapolis, 1/9/05
24	at Seattle, 12/24/83
23	at Indianapolis, 1/4/04
22	at Buffalo, 1/12/92
22	at Cleveland, 1/11/87 (OT)

HIGHEST COMPLETION PERCENTAGE (MIN. 10 ATTEMPTS)

.767	at Indianapolis, 1/4/04 (23/30)
.706	at Indianapolis, 1/9/05 (24/34)
.706	at Seattle, 12/24/83 (24/34)
.667	vs. Jacksonville, 12/27/97 (16/24)
.667	at Buffalo, 1/12/92 (22/33)
.658	vs. Jacksonville, 1/4/97 (25/38)
.634	vs. N.Y. Giants, 1/25/87 (26/41)
.621	vs. Atlanta, 1/31/99 (18/29)
.609	vs. Miami, 1/9/99 (14/23)

MOST YARDS PASSING (NET YARDS)

377	vs. Cleveland, 1/14/90
336	vs. Atlanta, 1/31/99
331	at L.A. Raiders, 1/9/94
320	vs. N.Y. Giants, 1/25/87
267	vs. Houston, 1/4/92
260	at Indianapolis, 1/9/05
256	vs. Cleveland, 1/17/88
255	vs. Houston, 1/10/88
253	vs. New England, 1/4/87
235	at Seattle, 12/24/83

MOST TOUCHDOWN PASSES

3	at L.A. Raiders, 1/9/94
3	vs. Cleveland, 1/14/90
3	vs. Cleveland, 1/17/88
2	7 times (last: at Indianapolis, 1/9/05)

MOST INTERCEPTIONS THROWN

4	vs. Dallas, 1/15/78
3	vs. Washington, 1/31/88
2	vs. Pittsburgh, 1/22/06
2	at Indianapolis, 1/4/04
2	vs. San Francisco, 1/28/90
2	vs. New England, 1/4/87
2	vs. Pittsburgh, 12/30/84
2	at Seattle, 12/24/83

POSTSEASON TEAM RECORDS — FIRST DOWNS / SPECIAL TEAMS

MOST TIMES SACKED

6	vs. San Francisco, 1/28/90
6	at Houston, 12/23/79
6	at Pittsburgh, 12/30/78
5	at Baltimore, 12/31/00
5	vs. Washington, 1/31/88
4	at Buffalo, 1/12/92
4	vs. N.Y. Giants, 1/25/87
4	vs. Pittsburgh, 12/30/84
4	vs. Dallas, 1/15/78

MOST YARDAGE LOST ON SACKS

50	vs. Washington, 1/31/88
43	at Baltimore, 12/31/00
40	at Houston, 12/23/79
37	vs. Pittsburgh, 12/30/84
37	at Pittsburgh, 12/30/78
34	at Buffalo, 1/12/92
33	vs. San Francisco, 1/28/90
32	vs. N.Y. Giants, 1/25/87

FIRST DOWNS

MOST FIRST DOWNS

28	vs. Jacksonville, 12/27/97
26	at L.A. Raiders, 1/9/94
26	vs. Houston, 1/4/92
24	vs. Miami, 1/9/99
24	vs. Cleveland, 1/17/88
23	at Pittsburgh, 1/11/98
23	vs. N.Y. Giants, 1/25/87
23	vs. New England, 1/4/87
22	vs. Atlanta, 1/31/99

MOST FIRST DOWNS RUSHING

18	vs. Jacksonville, 12/27/97
14	vs. Green Bay, 1/25/98
13	vs. Miami, 1/9/99
13	vs. Houston, 1/4/92
12	vs. New England, 1/4/87
10	at Indianapolis, 1/4/04
10	vs. Cleveland, 1/17/88

MOST FIRST DOWNS PASSING

18	at L.A. Raiders, 1/9/94
16	vs. N.Y. Giants, 1/25/87
15	at Pittsburgh, 1/11/98
14	at Indianapolis, 1/9/05
14	vs. Atlanta, 1/31/99
14	vs. Cleveland, 1/14/90
14	at Seattle, 12/24/83
13	vs. Jacksonville, 1/4/97
13	at Buffalo, 1/12/92
13	at Cleveland, 1/11/87 (OT)

MOST FIRST DOWNS BY PENALTY

4	at L.A. Raiders, 1/9/94
3	vs. Pittsburgh, 1/22/06
3	at Kansas City, 1/4/98
3	vs. Cleveland, 1/17/88
3	at Cleveland, 1/11/87 (OT)

PUNTS

MOST PUNTS

9	at Baltimore, 12/31/00
8	vs. N.Y. Jets, 1/17/99
7	vs. Washington, 1/31/88
7	at Cleveland, 1/11/87 (OT)

HIGHEST PUNTING AVERAGE (MIN. 4 PUNTS)

47.8	at Seattle, 12/24/83 (4-191)
46.4	vs. Cleveland, 1/14/90 (5-232)
46.0	vs. New England, 1/4/87 (6-276)
45.7	vs. New England, 1/14/06 (6-274)
44.3	at Houston, 12/23/79 (6-266)

HIGHEST NET PUNTING AVERAGE (MIN. 4 PUNTS)

40.3	at Buffalo, 1/12/92 (6-242)
40.0	vs. Pittsburgh, 12/30/84 (4-160)
39.5	vs. New England, 1/14/06 (6-237)
39.5	vs. Oakland, 1/1/78 (4-158)
38.0	vs. Jacksonville, 1/4/97 (5-190)

PUNT RETURNS

MOST PUNT RETURNS

5	vs. N.Y. Jets, 1/17/99
4	at Baltimore, 12/31/00
4	vs. Cleveland, 1/14/90
4	vs. New England, 1/4/87
4	vs. Dallas, 1/15/78
4	vs. Oakland, 1/1/78

MOST YARDS ON PUNT RETURNS

79	vs. N.Y. Jets, 1/17/99
38	at L.A. Raiders, 1/9/94
36	at Kansas City, 1/4/98
36	at Buffalo, 1/12/92
36	vs. Cleveland, 1/14/90
35	vs. New England, 1/4/87

MOST PUNT RETURN TOUCHDOWNS

None

KICKOFF RETURNS

MOST KICKOFF RETURNS

9	vs. San Francisco, 1/28/90
8	at Indianapolis, 1/9/05
6	at Indianapolis, 1/4/04
6	vs. Jacksonville, 1/4/97
6	at L.A. Raiders, 1/9/94
6	at Seattle, 12/24/83
6	at Pittsburgh, 12/30/78
6	vs. Dallas, 1/15/78

MOST YARDS ON KICKOFF RETURNS

196	vs. San Francisco, 1/28/90
188	at Indianapolis, 1/9/05
173	vs. Dallas, 1/15/78
133	at Indianapolis, 1/4/04
123	vs. Jacksonville, 1/4/97
121	vs. Pittsburgh, 1/22/06
119	vs. Pittsburgh, 1/7/90
118	at Seattle, 12/24/83
95	vs. Green Bay, 1/25/98
88	2 times (last: vs. Houston, 1/4/92)

MOST KICKOFF RETURN TOUCHDOWNS

None

FIELD GOALS

MOST FIELD GOALS ATTEMPTED

4	vs. Atlanta, 1/31/99
4	vs. Cleveland, 1/14/90
4	vs. N.Y. Giants, 1/25/87
3	vs. N.Y. Jets, 1/17/99
3	at Buffalo, 1/12/92
3	at Cleveland, 1/11/87 (OT)
3	vs. Pittsburgh, 12/30/84
3	vs. Oakland, 1/1/78

MOST FIELD GOALS MADE

3	vs. N.Y. Jets, 1/17/99
3	vs. Cleveland, 1/14/90
3	at Cleveland, 1/11/87 (OT)
2	vs. New England, 1/14/06
2	vs. Atlanta, 1/31/99
2	vs. Houston, 1/4/91
2	vs. Houston, 1/10/88
2	vs. N.Y. Giants, 1/25/87
2	vs. New England, 1/4/87
2	vs. Pittsburgh, 12/24/77

POSTSEASON TEAM RECORDS — TURNOVERS / PENALTIES / DEFENSE

FUMBLES

MOST BRONCOS FUMBLES

- 4 at Kansas City, 1/4/98
- 4 at Buffalo, 1/12/92
- 4 vs. Dallas, 1/15/78
- 3 4 times (last: vs. Jacksonville, 12/27/97)

MOST BRONCOS FUMBLES LOST

- 4 vs. Dallas, 1/15/78
- 2 6 times (last: vs. Pittsburgh, 1/22/06)

MOST OPPONENT FUMBLES

- 6 vs. Dallas, 1/15/78
- 4 vs. N.Y. Jets, 1/17/99
- 4 at Pittsburgh, 12/30/78
- 3 6 times (last: vs. New England, 1/14/06)

MOST OPPONENT FUMBLES RECOVERED

- 4 vs. N.Y. Jets, 1/17/99
- 3 vs. New England, 1/14/06
- 3 vs. Cleveland, 1/17/88
- 2 5 times (last: vs. Green Bay, 1/25/98)

TURNOVERS

MOST TAKEAWAYS

- 6 vs. N.Y. Jets, 1/17/99 (2 INT / 4 FUM)

MOST GIVEAWAYS

- 8 vs. Dallas, 1/15/78 (4 INT / 4 FUM)

BEST TAKEAWAY RATIO

- +6 vs. N.Y. Jets, 1/17/99 (6 Takeaways / 0 Giveaways)

WORST TAKEAWAY RATIO

- 6 vs. Dallas, 1/15/78 (2 Takeaways / 8 Giveaways)

PENALTIES

MOST PENALTIES

- 10 at L.A. Raiders, 1/9/94
- 9 vs. Jacksonville, 12/27/97
- 8 at Kansas City, 1/4/98
- 8 vs. Jacksonville, 1/4/97
- 8 at Pittsburgh, 12/30/78
- 8 vs. Dallas, 1/15/78
- 8 vs. Oakland, 1/1/78

MOST YARDS PENALIZED

- 104 at Pittsburgh, 12/30/78
- 97 at L.A. Raiders, 1/9/94
- 94 vs. Jacksonville, 12/27/97
- 70 vs. Houston, 1/4/92
- 70 at Houston, 12/23/79
- 65 vs. Green Bay, 1/25/98
- 64 at Kansas City, 1/4/98
- 64 vs. Jacksonville, 1/4/97
- 61 vs. Atlanta, 1/31/99
- 60 vs. Dallas, 1/15/78

FEWEST PENALTIES

- 0 vs. San Francisco, 1/28/90
- 1 vs. Cleveland, 1/14/90
- 1 vs. Pittsburgh, 12/30/84
- 2 vs. Pittsburgh, 1/7/90
- 3 2 times (last: vs. New England, 1/4/87)

FEWEST YARDS PENALIZED

- 0 vs. San Francisco, 1/28/90
- 5 vs. Cleveland, 1/14/90
- 5 vs. Pittsburgh, 12/30/84
- 19 vs. Pittsburgh, 1/7/90
- 20 4 times (last: vs. Pittsburgh, 1/22/06)

TOTAL DEFENSE

FEWEST TOTAL PLAYS ALLOWED

- 49 vs. Jacksonville, 12/27/97
- 51 vs. Miami, 1/9/99
- 53 at L.A. Raiders, 1/9/94
- 53 at Seattle, 12/24/83
- 54 at Indianapolis, 1/4/04
- 54 vs. New England, 1/4/87
- 55 at Baltimore, 12/31/00

- 55 vs. Houston, 1/4/92
- 57 vs. New England, 1/14/06
- 58 at Indianapolis, 1/9/05

FEWEST TOTAL YARDS ALLOWED

- 213 at Buffalo, 1/12/92 (104 rush/109 pass)
- 237 vs. Jacksonville, 12/27/97 (50/187)
- 240 at Baltimore, 12/31/00 (122/118)
- 252 vs. Miami, 1/9/99 (14/238)
- 256 vs. Cleveland, 1/14/90 (66/190)
- 271 vs. New England, 1/4/87 (121/150)
- 282 at Houston, 12/23/79 (135/147)
- 298 vs. Oakland, 1/1/78 (94/204)
- 303 at Kansas City, 1/4/98 (77/226)
- 304 vs. Pittsburgh, 12/24/77 (127/177)

LOWEST AVERAGE YIELD PER PLAY

- 3.5 at Buffalo, 1/12/92 (63-213)
- 4.0 vs. Pittsburgh, 12/24/77 (76-304)
- 4.1 vs. Cleveland, 1/14/90 (62-256)
- 4.1 vs. Oakland, 1/1/78 (72-298)

RUSHING DEFENSE

FEWEST RUSHES ALLOWED

- 13 vs. N.Y. Jets, 1/17/99
- 13 vs. Miami, 1/9/99
- 14 vs. Jacksonville, 12/27/97
- 14 vs. Cleveland, 1/14/90
- 19 vs. Houston, 1/4/92
- 20 vs. Green Bay, 1/25/98
- 21 vs. New England, 1/14/06
- 23 at Indianapolis, 1/4/04
- 23 vs. Atlanta, 1/31/99
- 24 3 times (last: at Indianapolis, 1/9/05)

FEWEST RUSHING YARDS ALLOWED

- 14 vs. N.Y. Jets, 1/17/99
- 14 vs. Miami, 1/9/99
- 50 vs. Jacksonville, 12/27/97
- 66 vs. Cleveland, 1/14/90
- 73 vs. Houston, 1/10/88
- 76 at Indianapolis, 1/9/05
- 77 at Kansas City, 1/4/98
- 79 vs. New England, 1/14/06
- 85 at Indianapolis, 1/4/04
- 90 vs. Pittsburgh, 1/22/06

LOWEST AVERAGE YIELD PER RUSH (MIN. 10 RUSHES)

- 1.1 vs. N.Y. Jets, 1/17/99 (13-14)
- 1.1 vs. Miami, 1/9/99 (13-14)
- 2.6 vs. Oakland, 1/1/78 (36-94)
- 2.7 vs. Pittsburgh, 1/22/06 (33-90)
- 2.8 vs. Houston, 1/10/88 (26-73)
- 3.0 at Buffalo, 1/12/92 (35-104)
- 3.0 at Cleveland, 1/11/87 (33-100) (OT)

PASSING DEFENSE

FEWEST PASS ATTEMPTS ALLOWED

- 13 at Seattle, 12/24/83
- 15 at Baltimore, 12/31/00
- 19 at L.A. Raiders, 1/9/94
- 22 at Houston, 12/23/79
- 24 vs. New England, 1/4/87
- 25 at Buffalo, 1/12/92
- 25 vs. N.Y. Giants, 1/25/87
- 28 2 times (last: vs. Pittsburgh, 12/30/84)

FEWEST COMPLETIONS ALLOWED

- 9 at Baltimore, 12/31/00
- 10 at Houston, 12/23/79
- 12 at Seattle, 12/24/83
- 13 at L.A. Raiders, 1/9/94
- 13 at Buffalo, 1/12/92
- 13 vs. New England, 1/4/87
- 16 at Pittsburgh, 12/30/78
- 17 2 times (last: vs. Pittsburgh, 12/30/84)

POSTSEASON TEAM RECORDS — DEFENSE / MISCELLANEOUS

LOWEST COMPLETION PCT. ALLOWED (MIN. 10 ATTEMPTS)

- .432 vs. Cleveland, 1/14/90 (19-44)
- .455 at Houston, 12/23/79 (10-22)
- .486 vs. Oakland, 1/1/78 (17-35)
- .500 at Pittsburgh, 1/11/98 (18-36)
- .514 vs. Pittsburgh, 12/24/77 (19-37)
- .520 at Buffalo, 1/12/92 (13-25)
- .542 vs. New England, 1/4/87 (13-24)
- .543 vs. Atlanta, 1/31/99 (19-35)
- .552 at Pittsburgh, 12/30/78 (16-29)
- .556 vs. New England, 1/14/06 (20-36)

FEWEST YARDS PASSING ALLOWED (NET YARDS)

- 109 at Buffalo, 1/12/92
- 118 at Baltimore, 12/31/00
- 147 at Houston, 12/23/79
- 150 vs. New England, 1/4/87
- 177 vs. Pittsburgh, 12/24/77
- 179 at Seattle, 12/24/83
- 182 vs. Dallas, 1/15/78
- 187 vs. Jacksonville, 12/27/97
- 190 vs. Cleveland, 1/14/90
- 193 at Pittsburgh, 1/11/98

MOST OPPONENT PASSES INTERCEPTED

- 3 vs. Atlanta, 1/31/99
- 3 at Pittsburgh, 1/11/98
- 3 vs. Cleveland, 1/14/90
- 3 vs. Pittsburgh, 12/24/77
- 2 7 times (last: vs. New England, 1/14/06)

MOST YARDS ON INTERCEPTION RETURNS

- 136 vs. Atlanta, 1/31/99
- 105 vs. New England, 1/14/06
- 75 vs. Houston, 1/10/88
- 64 vs. Pittsburgh, 12/24/77
- 48 vs. N.Y. Jets, 1/17/99
- 48 vs. Miami, 1/9/99
- 40 at Cleveland, 1/11/87 (OT)
- 14 vs. Cleveland, 1/14/90
- 14 vs. Oakland, 1/1/78

MOST SACKS

- 6 vs. New England, 1/4/87
- 5 vs. Dallas, 1/15/78
- 4 at Kansas City, 1/4/98
- 4 vs. Cleveland, 1/14/90
- 3 at Pittsburgh, 1/11/98
- 3 vs. Jacksonville, 12/27/97

MOST YARDS ON SACKS

- 44 vs. New England, 1/4/87
- 35 vs. Dallas, 1/15/78
- 34 at Kansas City, 1/4/98
- 21 at Seattle, 12/24/83
- 20 vs. Cleveland, 1/14/90
- 20 vs. Cleveland, 1/17/88

PUNTING

MOST OPPONENT PUNTS

- 10 at Baltimore, 12/31/00
- 9 vs. New England, 1/4/87
- 8 at Buffalo, 1/12/92
- 8 vs. Cleveland, 1/14/90
- 7 vs. N.Y. Jets, 1/17/99

LOWEST OPPONENT PUNTING AVERAGE (MIN. 4 PUNTS)

- 29.5 vs. Jacksonville, 12/27/97 (4-118)
- 35.5 vs. Green Bay, 1/25/98 (4-142)
- 36.0 vs. Oakland, 1/1/78 (5-180)
- 37.0 vs. Pittsburgh, 1/22/06 (4-148)
- 37.5 vs. Washington, 1/31/88 (4-150)

FIRST DOWNS

FEWEST OPPONENT FIRST DOWNS

- 12 at Buffalo, 1/12/92
- 12 vs. New England, 1/4/87
- 13 at Baltimore, 12/31/00
- 14 vs. Miami, 1/9/99
- 14 vs. Jacksonville, 12/27/97
- 14 vs. Cleveland, 1/14/90
- 15 vs. New England, 1/14/06
- 17 2 times (last: at Cleveland, 1/11/87) (OT)

FEWEST OPPONENT RUSHING FIRST DOWNS

- 1 vs. N.Y. Jets, 1/17/99
- 1 vs. Miami, 1/9/99
- 3 vs. New England, 1/14/06
- 3 vs. Jacksonville, 12/27/97
- 3 vs. Cleveland, 1/14/90
- 4 vs. Green Bay, 1/25/98
- 4 at Kansas City, 1/4/98
- 4 at Cleveland, 1/11/87 (OT)
- 5 5 times (last: vs. Pittsburgh, 1/22/06)

FEWEST OPPONENT PASSING FIRST DOWNS

- 5 at Buffalo, 1/12/92
- 6 vs. New England, 1/4/87
- 6 at Houston, 12/23/79
- 7 at Baltimore, 12/31/00
- 8 vs. Dallas, 1/15/78
- 8 vs. Pittsburgh, 12/24/77
- 9 vs. Jacksonville, 12/27/97

FEWEST OPPONENT FIRST DOWNS BY PENALTY

- 0 vs. Pittsburgh, 1/22/06
- 0 vs. New England, 1/14/06
- 0 at Indianapolis, 1/4/04
- 0 vs. N.Y. Jets, 1/17/99
- 0 vs. San Francisco, 1/28/90
- 0 vs. Cleveland, 1/14/90
- 0 vs. Pittsburgh, 1/7/90
- 0 vs. New England, 1/4/87
- 0 vs. Pittsburgh, 12/30/84
- 0 vs. Pittsburgh, 12/24/77

PENALTIES

MOST OPPONENT PENALTIES

- 17 at L.A. Raiders, 1/9/94
- 13 vs. Houston, 1/4/92
- 12 vs. Dallas, 1/15/78
- 11 at Pittsburgh, 12/30/78
- 10 vs. Miami, 1/9/99
- 10 vs. Houston, 1/10/88
- 10 vs. Pittsburgh, 12/24/77
- 9 vs. Green Bay, 1/25/98
- 9 vs. Jacksonville, 12/27/97
- 9 vs. Cleveland, 1/11/87 (OT)

MOST OPPONENT PENALTY YARDS

- 130 at L.A. Raiders, 1/9/94
- 94 vs. Dallas, 1/15/78
- 88 at Pittsburgh, 12/30/78
- 85 vs. Houston, 1/4/92
- 82 vs. New England, 1/14/06

SCORING DEFENSE

FEWEST POINTS ALLOWED

- 3 vs. Miami, 1/9/99
- 10 vs. N.Y. Jets, 1/17/99
- 10 at Kansas City, 1/4/98
- 10 at Buffalo, 1/12/92
- 10 vs. Houston, 1/10/88
- 13 vs. New England, 1/14/06
- 13 at Houston, 12/23/79
- 17 vs. Jacksonville, 12/27/97
- 17 vs. New England, 1/4/87
- 17 vs. Oakland, 1/1/78

ALL-TIME 1,000-YARD RUSHING SEASONS

Player	Year	Att.	Yards	Avg.	TD
Floyd Little	1971	284	1,133	4.0	6
Otis Armstrong	1974	263	1,407	5.3	9
Otis Armstrong	1976	247	1,008	4.1	5
Sammy Winder	1984	296	1,153	3.9	4
Bobby Humphrey	1989	294	1,151	3.9	7
Bobby Humphrey	1990	288	1,202	4.2	7
Gaston Green	1991	261	1,037	4.0	4
Terrell Davis	1995	237	1,117	4.7	7
Terrell Davis	1996	345	1,538	4.5	13
Terrell Davis	1997	369	1,750	4.7	15
Terrell Davis	1998	392	2,008	5.1	21
Olandis Gary	1999	276	1,159	4.2	7
Mike Anderson	2000	297	1,487	5.0	15
Clinton Portis	2002	273	1,403	5.5	15
Clinton Portis	2003	290	1,591	5.5	14
Reuben Droughns	2004	275	1,240	4.5	6
Mike Anderson	2005	239	1,014	4.2	12
Tatum Bell	2006	233	1,025	4.4	2

TOTALS (18) — Terrell Davis 4, Mike Anderson 2, Otis Armstrong 2, Bobby Humphrey 2, Clinton Portis 2, Tatum Bell 1, Reuben Droughns 1, Olandis Gary 1, Gaston Green 1, Floyd Little 1, Sammy Winder 1.

ALL-TIME 1,000-YARD RECEIVING SEASONS

Player	Year	Rec.	Yards	Avg.	TD
Lionel Taylor	1960	92	1,235	13.4	12
Lionel Taylor	1961	100	1,176	11.8	4
Lionel Taylor	1963	78	1,101	14.1	10
Lionel Taylor	1965	85	1,131	13.3	6
Steve Watson	1981	60	1,244	20.7	13
Steve Watson	1983	59	1,133	19.2	5
Steve Watson	1984	69	1,170	17.0	7
Vance Johnson	1989	76	1,095	14.4	7
Anthony Miller	1994	60	1,107	18.5	5
Shannon Sharpe	1994	87	1,010	11.6	4
Anthony Miller	1995	59	1,079	18.3	14
Shannon Sharpe	1996	80	1,062	13.3	10
Rod Smith	1997	70	1,180	16.9	12
Shannon Sharpe	1997	72	1,107	15.4	3
Rod Smith	1998	86	1,222	14.2	6
Ed McCaffrey	1998	64	1,053	16.5	10
Rod Smith	1999	79	1,020	12.9	4
Ed McCaffrey	1999	71	1,018	14.3	7
Rod Smith	2000	100	1,602	16.0	8
Ed McCaffrey	2000	101	1,317	13.0	9
Rod Smith	2001	113	1,343	11.9	11
Rod Smith	2002	89	1,027	11.5	5
Rod Smith	2004	79	1,144	14.5	7
Ashley Lelie	2004	54	1,084	20.1	7
Rod Smith	2005	85	1,105	13.0	6
Javon Walker	2006	69	1,084	15.7	8
Brandon Marshall	2007	102	1,325	13.0	7
Brandon Marshall	2008	104	1,265	12.2	6

TOTALS (28) — Rod Smith 8, Lionel Taylor 4, Ed McCaffrey 3, Shannon Sharpe 3, Steve Watson 3, Brandon Marshall 2, Anthony Miller 2, Vance Johnson 1, Ashley Lelie 1, Javon Walker 1.

ALL-TIME 3,000-YARD PASSING SEASONS

Player	Year	Att.	Cmp.	Pct.	Yards	TD	INT	Rtg.
Frank Tripucka	1960	478	248	51.9	3,038	24	34	58.9
Craig Morton	1981	376	225	59.8	3,195	21	14	90.5
John Elway	1985	605	327	54.0	3,891	22	23	70.2
John Elway	1986	504	280	55.6	3,485	19	13	79.0
John Elway	1987	410	224	54.6	3,198	19	12	83.4
John Elway	1988	496	274	55.2	3,309	17	19	71.4
John Elway	1989	416	223	53.6	3,051	18	18	73.7
John Elway	1990	502	294	58.6	3,526	15	14	78.5
John Elway	1991	451	242	53.7	3,253	13	12	75.4
John Elway	1993	551	348	63.2	4,030	25	10	92.8
John Elway	1994	494	307	62.1	3,490	16	10	85.7
John Elway	1995	542	316	58.3	3,970	26	14	86.4
John Elway	1996	466	287	61.6	3,328	26	14	89.2
John Elway	1997	502	280	55.8	3,635	27	11	87.5
Brian Griese	1999	452	261	57.7	3,032	14	14	75.6
Brian Griese	2002	436	291	66.7	3,214	15	15	85.6
Jake Plummer	2004	521	303	58.2	4,089	27	20	84.5
Jake Plummer	2005	456	277	60.7	3,366	18	7	90.2
Jay Cutler	2007	467	297	63.6	3,497	20	14	88.1
Jay Cutler	2008	616	384	62.3	4,526	25	18	86.0

TOTALS (20) — John Elway 12, Jay Cutler 2, Brian Griese 2, Jake Plummer 2, Craig Morton 1, Frank Tripucka 1.

OUTSTANDING PERFORMANCES

A Complete List of Denver's 100-Yard Rushing, 100-Yard Receiving and 300-Yard Passing Performances along with 100-Yard Rushing Halves and 100-Yard Rushing Quarters

100-Yard Rushing Games — 173 Total (164 regular season / 9 postseason)

Player	Performance	Date	Opponent
Don Stone	17-104, 1 TD	Oct. 6, 1963	vs. San Diego
Billy Joe	20-105, 0 TD	Nov. 17, 1963	vs. N.Y. Jets
Billy Joe	16-108, 1 TD	Nov. 15, 1964	vs. N.Y. Jets
Cookie Gilchrist	32-142, 0 TD	Sept. 24, 1965	at Boston
Cookie Gilchrist	16-119, 0 TD	Nov. 14, 1965	at Houston
Floyd Little	25-126, 1 TD	Oct. 27, 1968	vs. Miami
Floyd Little	30-147, 1 TD	Nov. 3, 1968	at Boston
Floyd Little	21-105, 1 TD	Sept. 14, 1969	vs. Boston
Floyd Little	15-104, 1 TD	Sept. 21, 1969	vs. N.Y. Jets
Floyd Little	29-166, 1 TD	Oct. 19, 1969	at Cincinnati
Floyd Little	16-140, 1 TD	Oct. 25, 1970	at San Francisco
Bobby Anderson	25-106, 1 TD	Oct. 17, 1971	vs. San Diego
Floyd Little	25-113, 1 TD	Oct. 24, 1971	at Cleveland
Floyd Little	24-123, 1 TD	Oct. 31, 1971	at Philadelphia
Floyd Little	22-101, 0 TD	Nov. 14, 1971	vs. Cincinnati
Floyd Little	29-125, 0 TD	Dec. 5, 1971	vs. Chicago
Floyd Little	22-101, 0 TD	Sept. 17, 1972	vs. Houston
Floyd Little	18-100, 2 TD	Oct. 15, 1972	vs. Minnesota
Floyd Little	14-124, 1 TD	Nov. 5, 1972	at N.Y. Giants
Floyd Little	19-123, 1 TD	Oct. 14, 1973	at Houston
Joe Dawkins	30-117, 0 TD	Oct. 28, 1973	at N.Y. Jets
Floyd Little	22-109, 2 TD	Nov. 11, 1973	vs. San Diego
Otis Armstrong	19-131, 0 TD	Sept. 22, 1974	vs. Pittsburgh
Otis Armstrong	17-142, 1 TD	Oct. 27, 1974	at Cleveland
Otis Armstrong	19-110, 1 TD	Nov. 10, 1974	at Baltimore
Otis Armstrong	29-146, 0 TD	Nov. 24, 1974	at Oakland
Jon Keyworth	15-148, 1 TD	Nov. 24, 1974	at Oakland
Otis Armstrong	24-144, 1 TD	Nov. 28, 1974	at Detroit
Otis Armstrong	31-183, 3 TD	Dec. 8, 1974	vs. Houston
Otis Armstrong	18-142, 0 TD	Dec. 15, 1974	at San Diego
Jon Keyworth	20-132, 0 TD	Nov. 30, 1975	vs. San Diego
Otis Armstrong	16-101, 1 TD	Oct. 24, 1976	at Kansas City
Otis Armstrong	18-116, 0 TD	Nov. 7, 1976	vs. Tampa Bay
Otis Armstrong	26-116, 1 TD	Dec. 12, 1976	at Chicago
Norris Weese	12-120, 0 TD	Dec. 12, 1976	at Chicago
Otis Armstrong	21-120, 0 TD	Nov. 20, 1977	at Kansas City
Rob Lytle	16-110, 1 TD	Nov. 19, 1978	vs. Green Bay
Rob Lytle	18-102, 1 TD	Nov. 25, 1979	vs. Oakland
Otis Armstrong	22-107, 1 TD	Oct. 13, 1980	vs. Washington
Otis Armstrong	25-106, 1 TD	Oct. 26, 1980	at N.Y. Giants
Sammy Winder	20-119, 0 TD	Sept. 25, 1983	vs. L.A. Raiders
Sammy Winder	29-165, 0 TD	Oct. 9, 1983	at Houston
Sammy Winder	31-139, 1 TD	Sept. 23, 1984	vs. Kansas City
Sammy Winder	34-126, 0 TD	Oct. 28, 1984	at L.A. Raiders
Sammy Winder	20-103, 2 TD	Sept. 29, 1985	vs. Miami
Sammy Winder	20-104, 2 TD	Sept. 21, 1986	at Philadelphia
Sammy Winder	19-102, 0 TD	Jan. 4, 1987	vs. New England*
Joe Duke	23-128, 2 TD	Oct. 12, 1987	vs. L.A. Raiders
Tony Dorsett	23-113, 1 TD	Sept. 11, 1988	vs. San Diego
Tony Dorsett	32-119, 2 TD	Sept. 26, 1988	vs. L.A. Raiders
Sammy Winder	17-100, 0 TD	Oct. 9, 1988	at San Francisco
Bobby Humphrey	23-102, 1 TD	Oct. 8, 1989	vs. San Diego
Bobby Humphrey	25-105, 2 TD	Nov. 5, 1989	vs. Pittsburgh
Bobby Humphrey	31-110, 0 TD	Nov. 20, 1989	at Washington
Bobby Humphrey	31-125, 0 TD	Dec. 3, 1989	at L.A. Raiders
Bobby Humphrey	23-128, 0 TD	Dec. 16, 1989	at Phoenix
Bobby Humphrey	19-132, 2 TD	Sept. 17, 1990	vs. Kansas City
Bobby Humphrey	25-129, 0 TD	Sept. 23, 1990	vs. Seattle
Bobby Humphrey	34-177, 1 TD	Sept. 30, 1990	at Buffalo
Bobby Humphrey	20-106, 1 TD	Oct. 8, 1990	vs. Cleveland
Gaston Green	24-116, 0 TD	Sept. 1, 1991	vs. Cincinnati
Gaston Green	24-127, 3 TD	Sept. 22, 1991	vs. San Diego
Gaston Green	26-158, 0 TD	Sept. 29, 1991	at Minnesota

OUTSTANDING PERFORMANCES, CONT.

100-Yard Rushing Games, cont.

Player	Performance	Date, Opponent
Greg Lewis	19-111, 1 TD	Nov. 3, 1991, vs. Pittsburgh
Gaston Green	18-103, 0 TD	Nov. 10, 1991, vs. L.A. Raiders
Gaston Green	24-133, 1 TD	Nov. 17, 1991, at Kansas City
Rod Bernstine	23-101, 0 TD	Oct. 18, 1993, vs. L.A. Raiders
Rod Bernstine	21-103, 0 TD	Dec. 18, 1993, at Chicago
Leonard Russell	24-103, 0 TD	Oct. 9, 1994, at Seattle
Leonard Russell	19-109, 1 TD	Nov. 13, 1994, vs. Seattle
Terrell Davis	22-135, 1 TD	Nov. 5, 1995, vs. Arizona
Terrell Davis	30-176, 1 TD	Nov. 19, 1995, vs. San Diego
Terrell Davis	19-110, 1 TD	Nov. 26, 1995, at Houston
Glyn Milburn	18-131, 0 TD	Dec. 10, 1995, vs. Seattle
Aaron Craver	20-108, 1 TD	Dec. 24, 1995, at Oakland
Terrell Davis	28-111, 0 TD	Sept. 8, 1996, at Seattle
Terrell Davis	22-137, 1 TD	Sept. 15, 1996, vs. Tampa Bay
Terrell Davis	19-141, 2 TD	Sept. 22, 1996, at Kansas City
Terrell Davis	24-112, 0 TD	Sept. 29, 1996, at Cincinnati
Terrell Davis	28-194, 2 TD	Oct. 20, 1996, vs. Baltimore
Terrell Davis	32-154, 2 TD	Nov. 17, 1996, at New England
Terrell Davis	26-106, 1 TD	Dec. 1, 1996, at Seattle
Terrell Davis	26-101, 1 TD	Aug. 31, 1997, vs. Kansas City
Terrell Davis	21-107, 1 TD	Sept. 7, 1997, at Seattle
Terrell Davis	21-103, 0 TD	Sept. 14, 1997, vs. St. Louis
Terrell Davis	27-215, 1 TD	Sept. 21, 1997, vs. Cincinnati
Terrell Davis	32-171, 2 TD	Oct. 6, 1997, vs. New England
Terrell Davis	42-207, 1 TD	Oct. 26, 1997, at Buffalo
Terrell Davis	21-101, 0 TD	Nov. 2, 1997, vs. Seattle
Terrell Davis	21-104, 0 TD	Nov. 9, 1997, vs. Carolina
Terrell Davis	34-127, 0 TD	Nov. 16, 1997, at Kansas City
Terrell Davis	26-178, 1 TD	Nov. 30, 1997, at San Diego
Terrell Davis	31-184, 2 TD	Dec. 27, 1997, vs. Jacksonville*
Derek Loville	11-103, 2 TD	Dec. 27, 1997, vs. Jacksonville*
Terrell Davis	25-101, 2 TD	Jan. 4, 1998, at Kansas City*
Terrell Davis	26-139, 1 TD	Jan. 11, 1998, at Pittsburgh*
Terrell Davis	30-157, 3 TD	Jan. 25, 1998, vs. Green Bay†
Terrell Davis	23-191, 3 TD	Sept. 13, 1998, vs. Dallas
Terrell Davis	28-104, 0 TD	Sept. 20, 1998, at Oakland
Terrell Davis	21-119, 1 TD	Sept. 27, 1998, at Washington
Terrell Davis	20-168, 2 TD	Oct. 4, 1998, vs. Philadelphia
Terrell Davis	30-208, 1 TD	Oct. 11, 1998, at Seattle
Terrell Davis	31-136, 3 TD	Oct. 25, 1998, vs. Jacksonville
Terrell Davis	27-149, 2 TD	Nov. 1, 1998, at Cincinnati
Terrell Davis	18-111, 1 TD	Nov. 16, 1998, at Kansas City
Terrell Davis	31-162, 1 TD	Nov. 22, 1998, vs. Oakland
Terrell Davis	28-147, 1 TD	Dec. 13, 1998, at N.Y. Giants
Terrell Davis	29-178, 0 TD	Dec. 27, 1998, vs. Seattle
Terrell Davis	21-199, 2 TD	Jan. 9, 1999, vs. Miami*
Terrell Davis	32-167, 1 TD	Jan. 17, 1999, vs. N.Y. Jets*
Terrell Davis	25-102, 0 TD	Jan. 31, 1999, vs. Atlanta ³
Olandis Gary	37-124, 1 TD	Oct. 17, 1999, vs. Green Bay
Olandis Gary	30-108, 2 TD	Nov. 7, 1999, at San Diego
Olandis Gary	22-183, 0 TD	Dec. 19, 1999, vs. Seattle
Olandis Gary	29-185, 1 TD	Dec. 25, 1999, at Detroit
Mike Anderson	31-131, 2 TD	Sept. 10, 2000, vs. Atlanta
Mike Anderson	32-187, 0 TD	Sept. 17, 2000, at Oakland
Mike Anderson	20-103, 1 TD	Oct. 15, 2000, vs. Cleveland
Terrell Davis	33-115, 1 TD	Nov. 5, 2000, at N.Y. Jets
Mike Anderson	30-195, 2 TD	Nov. 26, 2000, at Seattle
Mike Anderson	37-251, 4 TD	Dec. 3, 2000, at New Orleans
Mike Anderson	29-131, 2 TD	Dec. 10, 2000, vs. Seattle
Terrell Davis	21-101, 0 TD	Sept. 10, 2001, vs. N.Y. Giants
Mike Anderson	22-155, 1 TD	Oct. 7, 2001, vs. Kansas City
Mike Anderson	33-118, 1 TD	Nov. 22, 2001, at Dallas
Terrell Davis	19-109, 0 TD	Dec. 9, 2001, vs. Seattle
Clinton Portis	18-103, 1 TD	Sept. 22, 2002, vs. Buffalo
Clinton Portis	20-102, 0 TD	Oct. 6, 2002, vs. San Diego
Clinton Portis	26-111, 2 TD	Oct. 27, 2002, at New England

OUTSTANDING PERFORMANCES, CONT.

100-Yard Rushing Games, cont.

Player	Performance	Date, Opponent
Clinton Portis	23-136, 0 TD	Nov. 17, 2002, at Seattle
Clinton Portis	23-159, 2 TD	Dec. 1, 2002, at San Diego
Clinton Portis	24-103, 0 TD	Dec. 8, 2002, at N.Y. Jets
Clinton Portis	21-130, 3 TD	Dec. 15, 2002, vs. Kansas City
Clinton Portis	24-228, 2 TD	Dec. 29, 2002, vs. Arizona
Clinton Portis	24-120, 2 TD	Sept. 7, 2003, at Cincinnati
Clinton Portis	12-129, 0 TD	Sept. 14, 2003, at San Diego
Clinton Portis	23-141, 1 TD	Oct. 5, 2003, at Kansas City
Clinton Portis	25-117, 1 TD	Oct. 19, 2003, at Minnesota
Clinton Portis	26-111, 1 TD	Nov. 3, 2003, vs. New England
Clinton Portis	25-106, 0 TD	Nov. 16, 2003, vs. San Diego
Clinton Portis	14-165, 0 TD	Nov. 23, 2003, vs. Chicago
Clinton Portis	34-170, 2 TD	Nov. 30, 2003, at Oakland
Clinton Portis	22-218, 5 TD	Dec. 7, 2003, vs. Kansas City
Clinton Portis	38-139, 2 TD	Dec. 14, 2003, vs. Cleveland
Quentin Griffin	28-136, 0 TD	Dec. 21, 2003, at Indianapolis
Quentin Griffin	23-156, 2 TD	Sept. 12, 2004, vs. Kansas City
Reuben Droughns	30-193, 0 TD	Oct. 10, 2004, vs. Carolina
Reuben Droughns	38-176, 1 TD	Oct. 17, 2004, at Oakland
Reuben Droughns	24-110, 0 TD	Oct. 25, 2004, at Cincinnati
Reuben Droughns	29-120, 0 TD	Nov. 7, 2004, vs. Houston
Reuben Droughns	28-166, 1 TD	Nov. 21, 2004, at New Orleans
Reuben Droughns	28-102, 1 TD	Nov. 28, 2004, vs. Oakland
Tatum Bell	17-123, 2 TD	Dec. 12, 2004, vs. Miami
Mike Anderson	23-115, 0 TD	Oct. 2, 2005, at Jacksonville
Tatum Bell	12-127, 2 TD	Oct. 9, 2005, vs. Washington
Tatum Bell	13-114, 1 TD	Oct. 16, 2005, vs. New England
Mike Anderson	24-120, 1 TD	Oct. 23, 2005, at N.Y. Giants
Mike Anderson	21-126, 1 TD	Oct. 30, 2005, vs. Philadelphia
Tatum Bell	14-107, 2 TD	Oct. 30, 2005, vs. Philadelphia
Mike Anderson	26-113, 3 TD	Nov. 20, 2005, vs. N.Y. Jets
Tatum Bell	15-103, 0 TD	Sept. 10, 2006, at St. Louis
Tatum Bell	27-123, 0 TD	Sept. 24, 2006, at New England
Tatum Bell	24-115, 1 TD	Oct. 22, 2006, at Cleveland
Mike Bell	15-136, 2 TD	Oct. 29, 2006, vs. Indianapolis
Tatum Bell	23-133, 0 TD	Dec. 3, 2006, vs. Seattle
Tatum Bell	17-116, 0 TD	Dec. 10, 2006, at San Diego
Travis Henry	23-139, 0 TD	Sept. 9, 2007, at Buffalo
Travis Henry	26-128, 0 TD	Sept. 16, 2007, vs. Oakland
Travis Henry	26-131, 0 TD	Sept. 30, 2007, at Indianapolis
Selvin Young	20-109, 1 TD	Nov. 11, 2007, at Kansas City
Selvin Young	17-156, 0 TD	Dec. 9, 2007, vs. Kansas City
Michael Pittman	20-109, 0 TD	Oct. 12, 2008, vs. Jacksonville
Peyton Hillis	22-129, 1 TD	Nov. 30, 2008, at N.Y. Jets

(*Denotes postseason game; †Denotes Super Bowl XXXII; ³Denotes Super Bowl XXXIII)

TOTALS — Terrell Davis 41 (includes seven postseason games), Clinton Portis 18, Floyd Little 15, Otis Armstrong 13, Mike Anderson 12, Tatum Bell 9, Bobby Humphrey 9, Sammy Winder 8 (includes one postseason game), Reuben Droughns 6, Gaston Green 5, Olandis Gary 4, Travis Henry 3, Rod Bernstine 2, Tony Dorsett 2, Cookie Gilchrist 2, Quentin Griffin 2, Billy Joe 2, Jon Keyworth 2, Rob Lytle 2, Leonard Russell 2, Selvin Young 2, Bobby Anderson 1, Mike Bell 1, Aaron Craver 1, Joe Dawkins 1, Joe Dudek 1, Peyton Hillis 1, Greg Lewis 1, Derek Loville 1 (postseason), Glyn Milburn 1, Michael Pittman 1, Donnie Stone 1, Norris Weese 1.

Most 100-yard games, season

- 11—Terrell Davis, 1998
- 10—Clinton Portis, 2003
- 4—Terrell Davis, 1997
- 4—Clinton Portis, 2002
- 7—Terrell Davis, 1996
- 7—Otis Armstrong, 1974
- 6—Reuben Droughns, 2004
- 6—Mike Anderson, 2000
- 5—Tatum Bell, 2006
- 5—Gaston Green, 1991
- 5—Bobby Humphrey, 1989

Most Consecutive 100-yard games

- 7—Terrell Davis, 1998
- 6—Clinton Portis, 2003
- 4—Terrell Davis, 1997 (3x; incl. 1 in postseason)
- 4—Terrell Davis, 1996
- 4—Bobby Humphrey, 1990
- 4—Otis Armstrong, 1974

Most 100-yard games by a rookie

- 8—Clinton Portis, 2002
- 6—Mike Anderson, 2000
- 5—Bobby Humphrey, 1989
- 4—Olandis Gary, 1999
- 3—Terrell Davis, 1995

OUTSTANDING PERFORMANCES, CONT.

100-Yard Rushing Halves — 38 Total (35 regular season / 3 postseason)

Rank	Player	Date	Opponent	Half	Carries	Half total	Game total
No. 1	Clinton Portis	Dec. 7, 2003	vs. Kansas City	2nd	10	188	218
No. 2	Olandis Gary	Dec. 25, 1999	at Detroit	2nd	21	174	185
No. 3	Terrell Davis	Oct. 4, 1998	vs. Philadelphia	1st	20	168	168
No. 4	Terrell Davis	Sept. 13, 1998	vs. Dallas	1st	12	154	191
No. 5	Mike Anderson	Nov. 26, 2000	at Seattle	2nd	18	153	195
No. 6	Mike Anderson	Dec. 3, 2000	at New Orleans	1st	17	146	251
No. 7	Selvin Young	Dec. 9, 2007	vs. Kansas City	1st	11	143	156
No. 8	Mike Bell	Oct. 29, 2006	vs. Indianapolis	2nd	14	135	136
	Terrell Davis	Oct. 11, 1998	at Seattle	2nd	15	135	208
No. 10	Terrell Davis	Sept. 21, 1997	vs. Cincinnati	2nd	12	130	215
	Terrell Davis	Sept. 22, 1996	at Kansas City	1st	14	130	141
No. 12	Clinton Portis	Sept. 14, 2003	at San Diego	1st	12	129	129
	Terrell Davis	Jan. 9, 1999	vs. Miami*	1st	16	129	199
No. 14	Terrell Davis	Oct. 26, 1997	at Buffalo	1st	21	124	207
No. 15	Clinton Portis	Dec. 29, 2002	vs. Arizona	1st	8	120	228
No. 16	Terrell Davis	Oct. 20, 1996	vs. Baltimore	1st	9	118	194
No. 17	Floyd Little	Oct. 25, 1970	at San Francisco	1st	9	117	140
No. 18	Gaston Green	Sept. 22, 1991	vs. San Diego	2nd	15	115	127
No. 19	Terrell Davis	Oct. 6, 1997	vs. New England	2nd	18	114	171
No. 20	Otis Armstrong	Dec. 8, 1974	vs. Houston	1st	16	113	183
No. 21	Tatum Bell	Dec. 3, 2006	vs. Seattle	1st	15	112	133
No. 22	Quentin Griffin	Sept. 12, 2004	vs. Kansas City	2nd	15	111	156
No. 23	Clinton Portis	Oct. 5, 2003	at Kansas City	2nd	15	110	141
	Terrell Davis	Nov. 22, 1998	vs. Oakland	1st	19	110	162
	Otis Armstrong	Sept. 22, 1974	vs. Pittsburgh	2nd	14	110	131
No. 26	Mike Anderson	Sept. 17, 2000	at Oakland	2nd	16	109	187
No. 27	Clinton Portis	Dec. 29, 2002	vs. Arizona	2nd	16	108	228
	Terrell Davis	Nov. 16, 1997	at Kansas City	1st	19	108	127
No. 29	Jon Keyworth	Nov. 30, 1975	vs. San Diego	1st	15	107	132
No. 30	Travis Henry	Sept. 30, 2007	at Indianapolis	1st	20	106	131
	Reuben Droughns	Nov. 21, 2004	at New Orleans	1st	10	106	166
	Mike Anderson	Oct. 7, 2001	vs. Kansas City	1st	9	106	155
	Joe Dawkins	Oct. 28, 1973	at N.Y. Jets	1st	18	106	117
No. 34	Mike Anderson	Dec. 3, 2000	at New Orleans	2nd	20	105	251
No. 35	Reuben Droughns	Oct. 17, 2004	at Oakland	1st	18	103	176
No. 36	Terrell Davis	Dec. 27, 1997	vs. Jacksonville*	2nd	10	101	184
No. 37	Derek Loville	Dec. 27, 1997	vs. Jacksonville*	2nd	10	100	103
	Bobby Humphrey	Sept. 30, 1990	at Buffalo	1st	20	100	177

(*Denotes postseason game)

100-Yard Rushing Quarters — 10 Total (9 regular season / 1 postseason)

Rank	Player	Date	Opponent	Quarter	Carries	Qtr. total	Game total
No. 1	Terrell Davis	Sept. 13, 1998	vs. Dallas	1st	6	138	191
No. 2	Olandis Gary	Dec. 25, 1999	at Detroit	3rd	11	134	185
No. 3	Terrell Davis	Oct. 11, 1998	at Seattle	4th	11	122	208
No. 4	Terrell Davis	Oct. 4, 1998	vs. Philadelphia	1st	10	120	168
No. 5	Mike Anderson	Nov. 26, 2000	at Seattle	4th	10	115	195
No. 6	Terrell Davis	Sept. 22, 1996	at Kansas City	2nd	8	112	141
No. 7	Clinton Portis	Sept. 14, 2003	at San Diego	1st	7	110	129
No. 8	Terrell Davis	Sept. 21, 1997	vs. Cincinnati	4th	6	106	215
No. 9	Mike Anderson	Dec. 3, 2000	at New Orleans	2nd	10	105	251
No. 10	Terrell Davis	Dec. 27, 1997	vs. Jacksonville*	3rd	10	101	184

(*Denotes postseason game)

OUTSTANDING PERFORMANCES, CONT.

100-Yard Receiving Games — 238 Total (228 regular season / 10 postseason)

Player	Performance	Date, Opponent
Al Carmichael	6-130, 1 TD	Sept. 9, 1960, at Boston
Lionel Taylor	6-125, 1 TD	Sept. 23, 1960, at N.Y. Titans
Lionel Taylor	7-101, 2 TD	Oct. 2, 1960, vs. Oakland
Al Carmichael	3-109, 2 TD	Oct. 23, 1960, vs. Boston
Lionel Taylor	10-106, 1 TD	Oct. 23, 1960, vs. Boston
Lionel Taylor	10-140, 1 TD	Nov. 6, 1960, vs. Houston
Al Carmichael	7-117, 2 TD	Nov. 6, 1960, vs. Houston
Lionel Taylor	10-138, 0 TD	Nov. 20, 1960, at Houston
Lionel Taylor	9-199, 3 TD	Nov. 27, 1960, vs. Buffalo
Lionel Taylor	9-171, 1 TD	Dec. 10, 1960, at Los Angeles
Lionel Taylor	7-132, 2 TD	Sept. 10, 1961, at Buffalo
Lionel Taylor	11-126, 0 TD	Sept. 24, 1961, at N.Y. Titans
Lionel Taylor	9-118, 0 TD	Oct. 1, 1961, at Oakland
Lionel Taylor	7-120, 1 TD	Oct. 8, 1961, vs. Dallas
Al Frazier	7-166, 1 TD	Oct. 15, 1961, vs. Oakland
Al Frazier	6-126, 1 TD	Oct. 22, 1961, vs. N.Y. Titans
Al Frazier	5-125, 1 TD	Nov. 12, 1961, vs. San Diego
Lionel Taylor	10-119, 0 TD	Nov. 12, 1961, vs. San Diego
Donnie Stone	9-137, 1 TD	Dec. 3, 1961, vs. Boston
Lionel Taylor	9-133, 0 TD	Sept. 15, 1962, at Buffalo
Al Frazier	4-125, 1 TD	Sept. 15, 1962, at Buffalo
Lionel Taylor	12-119, 0 TD	Sept. 21, 1962, at Boston
Jerry Tarr	4-152, 2 TD	Sept. 21, 1962, at Boston
Lionel Taylor	7-110, 0 TD	Dec. 9, 1962, at Dallas
Lionel Taylor	7-169, 1 TD	Sept. 29, 1963, vs. Boston
Lionel Taylor	7-142, 2 TD	Oct. 6, 1963, vs. San Diego
Bob Scarpitto	4-134, 2 TD	Oct. 13, 1963, vs. Houston
Lionel Taylor	10-116, 1 TD	Dec. 15, 1963, at Oakland
Gene Prebola	4-106, 1 TD	Dec. 15, 1963, at Oakland
Lionel Taylor	8-149, 0 TD	Sept. 27, 1964, vs. Houston
Hewritt Dixon	4-109, 0 TD	Oct. 25, 1964, at Oakland
Hewritt Dixon	5-121, 1 TD	Nov. 1, 1964, at Kansas City
Al Denson	3-113, 1 TD	Nov. 1, 1964, at Kansas City
Lionel Taylor	13-112, 0 TD	Nov. 29, 1964, vs. Oakland
Bob Scarpitto	11-111, 1 TD	Dec. 20, 1964, at Houston
Bob Scarpitto	5-108, 2 TD	Sept. 11, 1965, at San Diego
Lionel Taylor	9-172, 1 TD	Sept. 19, 1965, vs. Buffalo
Lionel Taylor	7-114, 0 TD	Nov. 7, 1965, vs. San Diego
Lionel Taylor	11-141, 2 TD	Nov. 21, 1965, vs. Oakland
Wendell Hayes	8-164, 0 TD	Dec. 5, 1965, at Oakland
Wendell Hayes	5-126, 1 TD	Dec. 5, 1965, at Oakland
Al Denson	5-158, 1 TD	Oct. 2, 1966, vs. Houston
Charlie Mitchell	4-126, 1 TD	Dec. 4, 1966, vs. Miami
Bob Scarpitto	5-123, 3 TD	Dec. 18, 1966, at Buffalo
Al Denson	4-131, 2 TD	Sept. 3, 1967, vs. Boston
Al Denson	7-134, 1 TD	Sept. 24, 1967, vs. N.Y. Jets
Eric Crabtree	6-123, 1 TD	Oct. 22, 1967, vs. San Diego
Al Denson	4-107, 1 TD	Oct. 29, 1967, at Kansas City
Al Denson	7-102, 2 TD	Nov. 19, 1967, at Buffalo
Eric Crabtree	8-107, 1 TD	Nov. 23, 1967, at San Diego
Eric Crabtree	6-129, 1 TD	Dec. 17, 1967, vs. Kansas City
Al Denson	8-115, 0 TD	Sept. 15, 1968, at Cincinnati
Eric Crabtree	7-113, 0 TD	Sept. 22, 1968, at Kansas City
Eric Crabtree	5-148, 1 TD	Oct. 13, 1968, at N.Y. Jets
Jimmy Jones	8-128, 2 TD	Oct. 20, 1968, at San Diego
Floyd Little	4-165, 1 TD	Nov. 24, 1968, vs. Buffalo
Al Denson	6-131, 2 TD	Dec. 8, 1968, at Oakland
Mike Haffner	4-122, 0 TD	Dec. 14, 1968, vs. Kansas City
Al Denson	6-138, 1 TD	Sept. 28, 1969, at Buffalo
Mike Haffner	6-102, 1 TD	Oct. 26, 1969, at Houston
Al Denson	6-140, 2 TD	Nov. 23, 1969, at San Diego
John Embree	9-122, 1 TD	Nov. 23, 1969, at San Diego
Jerry Simmons	6-153, 0 TD	Nov. 21, 1971, at Kansas City
Rod Sherman	4-110, 0 TD	Sept. 17, 1972, vs. Houston
Jerry Simmons	6-118, 1 TD	Oct. 22, 1972, at Oakland
Bobby Anderson	13-143, 0 TD	Sept. 30, 1973, vs. Chicago
Riley Odoms	5-114, 1 TD	Nov. 4, 1973, at St. Louis
Haven Moses	5-108, 2 TD	Nov. 25, 1973, vs. Kansas City
Haven Moses	5-132, 0 TD	Oct. 13, 1974, vs. New Orleans
Floyd Little	7-127, 0 TD	Oct. 20, 1974, vs. San Diego
Riley Odoms	7-125, 0 TD	Nov. 18, 1974, vs. Kansas City
Rick Upchurch	3-153, 1 TD	Sept. 21, 1975, vs. Kansas City

OUTSTANDING PERFORMANCES, CONT.

100-Yard Receiving Games, cont.

Player	Performance	Date	Opponent
Haven Moses	5-168, 2 TD	Jan. 1, 1978	vs. Oakland*
Haven Moses	5-115, 0 TD	Nov. 12, 1978	at Cleveland
Haven Moses	5-101, 1 TD	Nov. 19, 1978	vs. Green Bay
Riley Odoms	7-165, 2 TD	Dec. 10, 1978	vs. Kansas City
Haven Moses	5-116, 1 TD	Dec. 16, 1978	vs. Pittsburgh
Riley Odoms	5-125, 0 TD	Sept. 23, 1979	vs. Seattle
Haven Moses	4-107, 1 TD	Oct. 14, 1979	at Kansas City
Haven Moses	5-133, 1 TD	Oct. 22, 1979	at Pittsburgh
Riley Odoms	7-114, 0 TD	Oct. 28, 1979	vs. Kansas City
Haven Moses	5-103, 1 TD	Sept. 21, 1980	vs. San Diego
Haven Moses	6-141, 0 TD	Dec. 14, 1980	vs. Oakland
Riley Odoms	8-128, 1 TD	Dec. 14, 1980	vs. Oakland
Steve Watson	7-143, 3 TD	Sept. 20, 1981	vs. Baltimore
Steve Watson	8-178, 2 TD	Sept. 27, 1981	vs. San Diego
Steve Watson	5-182, 2 TD	Oct. 11, 1981	vs. Detroit
Rick Upchurch	5-138, 0 TD	Oct. 18, 1981	at Kansas City
Steve Watson	5-102, 1 TD	Nov. 22, 1981	at Cincinnati
Steve Watson	2-103, 0 TD	Dec. 6, 1981	vs. Kansas City
Rick Upchurch	6-102, 2 TD	Dec. 20, 1981	at Chicago
Steve Watson	5-101, 1 TD	Dec. 5, 1982	vs. Atlanta
Steve Watson	10-183, 0 TD	Dec. 12, 1982	at L.A. Rams
Steve Watson	6-161, 1 TD	Sept. 11, 1983	at Baltimore
Steve Watson	8-119, 0 TD	Oct. 16, 1983	vs. Cincinnati
Steve Watson	6-121, 1 TD	Oct. 30, 1983	vs. Kansas City
Rick Upchurch	6-143, 0 TD	Oct. 30, 1983	vs. Kansas City
Steve Watson	7-110, 1 TD	Nov. 6, 1983	at Seattle
Steve Watson	4-119, 1 TD	Nov. 20, 1983	vs. Seattle
Clint Sampson	3-101, 2 TD	Dec. 4, 1983	vs. Cleveland
Steve Watson	7-111, 1 TD	Oct. 7, 1984	at Detroit
Butch Johnson	9-156, 2 TD	Nov. 4, 1984	vs. New England
Steve Watson	8-134, 1 TD	Nov. 4, 1984	vs. New England
Steve Watson	5-123, 2 TD	Nov. 18, 1984	vs. Minnesota
Steve Watson	11-177, 1 TD	Dec. 30, 1984	vs. Pittsburgh*
Vance Johnson	6-116, 1 TD	Dec. 14, 1985	vs. Kansas City
Vance Johnson	5-121, 1 TD	Jan. 25, 1987	vs. N.Y. Giants*
Bobby Micho	9-105, 2 TD	Oct. 18, 1987	at Kansas City
Vance Johnson	5-115, 1 TD	Nov. 22, 1987	at L.A. Raiders
Ricky Nattiel	4-118, 1 TD	Nov. 29, 1987	at San Diego
Vance Johnson	4-105, 0 TD	Jan. 10, 1988	vs. Houston*
Mark Jackson	4-134, 1 TD	Jan. 17, 1988	vs. Cleveland*
Vance Johnson	7-134, 0 TD	Sept. 26, 1988	vs. L.A. Raiders
Ricky Nattiel	3-102, 1 TD	Oct. 23, 1988	at Pittsburgh
Mark Jackson	6-140, 2 TD	Nov. 27, 1988	vs. L.A. Rams
Mark Jackson	7-145, 0 TD	Dec. 4, 1988	at L.A. Raiders
Mark Jackson	7-137, 1 TD	Dec. 11, 1988	at Seattle
Vance Johnson	5-145, 1 TD	Oct. 1, 1989	at Cleveland
Michael Young	6-137, 0 TD	Oct. 22, 1989	at Seattle
Vance Johnson	9-148, 1 TD	Oct. 29, 1989	vs. Philadelphia
Vance Johnson	6-154, 2 TD	Nov. 26, 1989	vs. Seattle
Mark Jackson	5-111, 0 TD	Jan. 7, 1990	vs. Pittsburgh*
Michael Young	2-123, 1 TD	Jan. 14, 1990	vs. Cleveland*
Mark Jackson	7-121, 0 TD	Sept. 9, 1990	at L.A. Raiders
Vance Johnson	6-150, 0 TD	Sept. 17, 1990	vs. Kansas City
Vance Johnson	9-120, 0 TD	Sept. 23, 1990	vs. Seattle
Mark Jackson	6-127, 1 TD	Oct. 21, 1990	at Indianapolis
Mark Jackson	7-111, 0 TD	Oct. 6, 1991	at Houston
Vance Johnson	8-104, 0 TD	Jan. 12, 1992	at Buffalo*
Shannon Sharpe	9-118, 0 TD	Oct. 4, 1992	vs. Kansas City
Mark Jackson	5-113, 2 TD	Oct. 25, 1992	at San Diego
Arthur Marshall	5-134, 1 TD	Nov. 8, 1992	vs. N.Y. Jets
Mark Jackson	3-108, 1 TD	Nov. 15, 1992	vs. N.Y. Giants
Shannon Sharpe	7-109, 1 TD	Dec. 12, 1992	at Buffalo
Derek Russell	6-104, 0 TD	Sept. 20, 1993	at Kansas City
Vance Johnson	10-148, 1 TD	Oct. 10, 1993	at Green Bay
Derek Russell	5-111, 0 TD	Oct. 18, 1993	vs. L.A. Raiders
Shannon Sharpe	7-104, 0 TD	Nov. 14, 1993	vs. Minnesota
Shannon Sharpe	6-115, 2 TD	Jan. 2, 1994	at L.A. Raiders
Shannon Sharpe	13-156, 1 TD	Jan. 9, 1994	at L.A. Raiders*
Mike Pritchard	5-119, 1 TD	Sept. 4, 1994	vs. San Diego
Mike Pritchard	9-100, 0 TD	Sept. 11, 1994	at N.Y. Jets
Anthony Miller	6-105, 1 TD	Sept. 11, 1994	at N.Y. Jets
Shannon Sharpe	6-121, 1 TD	Oct. 23, 1994	at San Diego

OUTSTANDING PERFORMANCES, CONT.

100-Yard Receiving Games, cont.

Player	Performance	Date	Opponent
Anthony Miller	6-102, 1 TD	Nov. 20, 1994	vs. Atlanta
Cedric Tillman	8-175, 0 TD	Nov. 20, 1994	vs. Atlanta
Anthony Miller	5-116, 1 TD	Nov. 27, 1994	vs. Cincinnati
Anthony Miller	6-153, 0 TD	Dec. 4, 1994	at Kansas City
Anthony Miller	3-118, 0 TD	Dec. 17, 1994	at San Francisco
Shannon Sharpe	10-180, 0 TD	Sept. 3, 1995	vs. Buffalo
Anthony Miller	6-108, 3 TD	Sept. 10, 1995	at Dallas
Anthony Miller	7-149, 2 TD	Oct. 16, 1995	vs. Oakland
Shannon Sharpe	8-137, 1 TD	Nov. 19, 1995	vs. San Diego
Anthony Miller	6-152, 2 TD	Nov. 26, 1995	at Houston
Shannon Sharpe	9-131, 0 TD	Sept. 22, 1996	at Kansas City
Anthony Miller	5-131, 1 TD	Sept. 29, 1996	at Cincinnati
Shannon Sharpe	13-153, 3 TD	Oct. 6, 1996	vs. San Diego
Shannon Sharpe	9-161, 0 TD	Oct. 20, 1996	vs. Baltimore
Rod Smith	5-122, 0 TD	Aug. 31, 1997	vs. Kansas City
Rod Smith	4-126, 2 TD	Sept. 14, 1997	vs. St. Louis
Shannon Sharpe	6-119, 1 TD	Sept. 28, 1997	at Atlanta
Rod Smith	5-130, 0 TD	Oct. 6, 1997	vs. New England
Rod Smith	5-114, 1 TD	Nov. 2, 1997	vs. Seattle
Shannon Sharpe	8-174, 0 TD	Nov. 9, 1997	vs. Carolina
Rod Smith	7-114, 0 TD	Nov. 16, 1997	at Kansas City
Shannon Sharpe	10-142, 0 TD	Nov. 24, 1997	vs. Oakland
Ed McCaffrey	7-111, 2 TD	Nov. 30, 1997	at San Diego
Rod Smith	4-115, 2 TD	Dec. 7, 1997	at Pittsburgh
Shannon Sharpe	8-162, 1 TD	Dec. 21, 1997	vs. San Diego
Ed McCaffrey	5-117, 0 TD	Sept. 13, 1998	vs. Dallas
Rod Smith	8-136, 1 TD	Oct. 11, 1998	at Seattle
Ed McCaffrey	7-133, 1 TD	Nov. 1, 1998	at Cincinnati
Ed McCaffrey	9-133, 1 TD	Nov. 8, 1998	vs. San Diego
Rod Smith	8-101, 1 TD	Nov. 29, 1998	at San Diego
Ed McCaffrey	6-103, 1 TD	Dec. 6, 1998	vs. Kansas City
Rod Smith	8-165, 0 TD	Dec. 6, 1998	vs. Kansas City
Rod Smith	9-158, 1 TD	Dec. 27, 1998	vs. Seattle
Rod Smith	5-152, 1 TD	Jan. 31, 1999	vs. Atlanta ³
Ed McCaffrey	6-105, 3 TD	Sept. 13, 1999	vs. Miami
Byron Chamberlain	3-123, 0 TD	Oct. 17, 1999	vs. Green Bay
Ed McCaffrey	5-116, 2 TD	Oct. 17, 1999	vs. Green Bay
Ed McCaffrey	5-111, 0 TD	Oct. 24, 1999	at New England
Rod Smith	7-117, 0 TD	Oct. 31, 1999	vs. Minnesota
Ed McCaffrey	6-125, 1 TD	Nov. 14, 1999	at Seattle
Rod Smith	8-106, 0 TD	Dec. 5, 1999	vs. Kansas City
Rod Smith	9-106, 0 TD	Jan. 2, 2000	vs. San Diego
Ed McCaffrey	7-115, 0 TD	Sept. 4, 2000	at St. Louis
Rod Smith	7-117, 2 TD	Sept. 10, 2000	vs. Atlanta
Rod Smith	8-134, 0 TD	Sept. 24, 2000	vs. Kansas City
Rod Smith	13-160, 0 TD	Oct. 1, 2000	vs. New England
Ed McCaffrey	5-129, 0 TD	Oct. 15, 2000	vs. Cleveland
Rod Smith	5-111, 3 TD	Oct. 15, 2000	vs. Cleveland
Ed McCaffrey	10-136, 0 TD	Oct. 22, 2000	at Cincinnati
Rod Smith	7-110, 1 TD	Oct. 22, 2000	at Cincinnati
Rod Smith	5-134, 0 TD	Nov. 5, 2000	at N.Y. Jets
Ed McCaffrey	10-148, 2 TD	Nov. 19, 2000	vs. San Diego
Rod Smith	11-187, 1 TD	Nov. 19, 2000	vs. San Diego
Ed McCaffrey	8-112, 1 TD	Dec. 10, 2000	vs. Seattle
Rod Smith	6-101, 0 TD	Dec. 17, 2000	at Kansas City
Rod Smith	9-115, 1 TD	Sept. 10, 2001	vs. N.Y. Giants
Rod Smith	14-162, 2TD	Sept. 23, 2001	vs. Arizona
Rod Smith	8-110, 1 TD	Oct. 7, 2001	vs. Kansas City
Rod Smith	6-159, 1 TD	Oct. 28, 2001	vs. New England
Rod Smith	8-100, 1 TD	Dec. 16, 2001	at Kansas City
Ed McCaffrey	6-113, 1 TD	Oct. 6, 2002	vs. San Diego
Shannon Sharpe	12-214, 2 TD	Oct. 20, 2002	at Kansas City
Ed McCaffrey	8-116, 0 TD	Oct. 27, 2002	at New England
Ed McCaffrey	7-126, 0 TD	Dec. 1, 2002	at San Diego
Shannon Sharpe	9-100, 0 TD	Dec. 8, 2002	at N.Y. Jets
Ashley Lelie	4-106, 0 TD	Dec. 22, 2002	at Oakland
Ed McCaffrey	7-112, 0 TD	Dec. 29, 2002	vs. Arizona
Ashley Lelie	3-108, 1 TD	Sept. 22, 2003	vs. Oakland
Rod Smith	8-130, 0 TD	Oct. 5, 2003	at Kansas City
Shannon Sharpe	7-101, 3 TD	Nov. 16, 2003	vs. San Diego
Ashley Lelie	5-115, 0 TD	Dec. 21, 2003	at Indianapolis
Rod Smith	9-208, 1 TD	Oct. 31, 2004	vs. Atlanta

OUTSTANDING PERFORMANCES, CONT.

100-Yard Receiving Games, cont.

Player	Performance	Date, Opponent
Ashley Lelie	4-105, 0 TD	Dec. 5, 2004, at San Diego
Rod Smith	6-123, 1 TD	Oct. 16, 2005, vs. New England
Rod Smith	11-137, 1 TD	Dec. 17, 2005, at Buffalo
Ashley Lelie	6-110, 0 TD	Dec. 24, 2005, vs. Oakland
Javon Walker	3-130, 2 TD	Sept. 24, 2006, at New England
Javon Walker	9-107, 0 TD	Oct. 22, 2006, at Cleveland
Javon Walker	6-134, 2 TD	Nov. 5, 2006, at Pittsburgh
Javon Walker	9-119, 0 TD	Sept. 9, 2007, at Buffalo
Javon Walker	8-101, 0 TD	Sept. 16, 2007, vs. Oakland
Brandon Marshall	7-133, 0 TD	Sept. 23, 2007, vs. Jacksonville
Brandon Stokley	3-102, 0 TD	Dec. 2, 2007, at Oakland
Brandon Marshall	10-115, 2 TD	Dec. 9, 2007, vs. Kansas City
Brandon Marshall	11-107, 0 TD	Dec. 13, 2007, at Houston
Tony Scheffler	7-100, 1 TD	Dec. 13, 2007, at Houston
Brandon Marshall	10-114, 1 TD	Dec. 30, 2007, vs. Minnesota
Eddie Royal	9-146, 1 TD	Sept. 8, 2008, at Oakland
Brandon Marshall	18-166, 1 TD	Sept. 14, 2008, vs. San Diego
Brandon Marshall	6-155, 1 TD	Sept. 21, 2008, vs. New Orleans
Eddie Royal	9-104, 0 TD	Sept. 28, 2008, at Kansas City
Peyton Hillis	7-116, 1 TD	Nov. 2, 2008, vs. Miami
Eddie Royal	6-164, 1 TD	Nov. 6, 2008, at Cleveland
Brandon Marshall	10-129, 0 TD	Dec. 21, 2008, vs. Buffalo

(*Denotes Postseason; *Denotes Super Bowl XXXIII)

TOTALS — Rod Smith 31 (includes one postseason game), Lionel Taylor 24, Ed McCaffrey 18, Shannon Sharpe 18 (includes one postseason game), Steve Watson 16 (includes one postseason game), Vance Johnson 12 (includes three postseason games), Al Denson 10, Mark Jackson 10 (includes two postseason games), Haven Moses 10 (includes one postseason game), Anthony Miller 9, Brandon Marshall 7, Riley Odoms 6, Eric Crabtree 5, Ashley Lelie 5, Javon Walker 5, Al Frazier 4, Bob Scarpitto 4, Rick Upchurch 4, Al Carmichael 3, Eddie Royal 3, Hewritt Dixon 2, Mike Haffner 2, Floyd Little 2, Ricky Nattiel 2, Mike Pritchard 2, Derek Russell 2, Jerry Simmons 2, Michael Young 2 (includes one postseason game), Bobby Anderson 1, Byron Chamberlain 1, John Embree 1, Wendell Hayes 1, Peyton Hillis 1, Butch Johnson 1, Jimmy Jones 1, Arthur Marshall 1, Bobby Micho 1, Charlie Mitchell 1, Gene Prebola 1, Clint Sampson 1, Tony Scheffler 1, Rod Sherman 1, Brandon Stokley 1, Donnie Stone 1, Jerry Tarr 1, Cedric Tillman 1.

Most 100-yard games, season

- 8—Rod Smith, 2000
- 7—Lionel Taylor, 1960
- 6—Rod Smith, 1997
- 5—Rod Smith, 2001
- 5—Ed McCaffrey, 2000
- 5—Anthony Miller, 1994
- 5—Steve Watson, 1983
- 5—Steve Watson, 1981

Most consecutive 100-yard games

- 3—Brandon Marshall, 12/30/07, 9/14/08 and 9/21/08
- 3—Rod Smith, 10/15/00, 10/22/00 and 11/5/00
- 3—Anthony Miller, 11/20/94, 11/27/94 and 12/4/94
- 3—Mark Jackson, 11/27/88, 12/4/88 and 12/11/88
- 3—Lionel Taylor, 9/24/61, 10/1/61 and 11/8/61

Most 100-yard games by a rookie

- 3—Eddie Royal, 2008

300-Yard Passing Games — 86 Total (82 regular season / 4 postseason)

Player	Performance	Opponent
Frank Tripucka	30-52-2, 375 yds., 3 TD	Nov. 6, 1960, vs. Houston
Frank Tripucka	19-41-5, 328 yds., 3 TD	Nov. 27, 1960, vs. Buffalo
Frank Tripucka	28-47-2, 376 yds., 2 TD	Sept. 7, 1962, vs. San Diego
Frank Tripucka	29-56-3, 447 yds., 2 TD	Sept. 15, 1962, at Buffalo
Frank Tripucka	26-40-1, 308 yds., 1 TD	Oct. 21, 1962, vs. Houston
Jacky Lee	11-36-1, 370 yds., 1 TD	Dec. 5, 1965, at Oakland
John McCormick	13-37-3, 328 yds., 3 TD	Dec. 18, 1966, at Buffalo
Marlin Briscoe	12-29-2, 335 yds., 4 TD	Nov. 24, 1968, vs. Buffalo
Steve Tensi	19-26-1, 301 yds., 3 TD	Nov. 23, 1969, at San Diego
Charley Johnson	20-28-0, 361 yds., 2 TD	Oct. 22, 1972, at Oakland
Charley Johnson	24-39-2, 326 yds., 1 TD	Sept. 20, 1973, vs. Chicago
Charley Johnson	28-42-2, 445 yds., 2 TD	Nov. 18, 1974, vs. Kansas City
Charley Johnson	12-20-2, 329 yds., 3 TD	Sept. 21, 1975, vs. Kansas City
Craig Morton	27-39-2, 306 yds., 2 TD	Nov. 16, 1980, vs. N.Y. Jets
Craig Morton	18-30-1, 338 yds., 1 TD	Dec. 14, 1980, vs. Oakland
Craig Morton	17-18-0, 308 yds., 4 TD	Sept. 27, 1981, vs. San Diego
Craig Morton	25-38-1, 342 yds., 2 TD	Oct. 18, 1981, at Kansas City
Steve DeBerg	21-34-2, 305 yds., 2 TD	Nov. 22, 1981, at Cincinnati
Steve DeBerg	23-31-1, 307 yds., 2 TD	Dec. 12, 1982, at L.A. Rams
Steve DeBerg	21-41-0, 350 yds., 1 TD	Oct. 30, 1983, vs. Kansas City
John Elway	23-44-0, 345 yds., 3 TD	Dec. 11, 1983, vs. Baltimore
John Elway	25-40-1, 315 yds., 3 TD	Nov. 4, 1984, vs. New England
John Elway	28-43-1, 353 yds., 4 TD	Sept. 15, 1985, vs. New Orleans
John Elway	22-37-5, 301 yds., 1 TD	Dec. 14, 1985, vs. Kansas City
John Elway	24-42-0, 432 yds., 1 TD	Dec. 20, 1985, at Seattle
John Elway	18-32-1, 321 yds., 1 TD	Oct. 26, 1986, vs. Seattle

OUTSTANDING PERFORMANCES, CONT.

300-Yard Passing Games, cont.

Player	Performance	Opponent
John Elway	29-47-2, 336 yds., 0 TD	Nov. 23, 1986, at N.Y. Giants
John Elway	22-37-1, 304 yds., 1 TD	Jan. 25, 1987, vs. N.Y. Giants*
John Elway	22-32-1, 338 yds., 4 TD	Sept. 13, 1987, vs. Seattle
John Elway	21-40-2, 341 yds., 3 TD	Nov. 16, 1987, vs. Chicago
John Elway	21-32-1, 347 yds., 3 TD	Nov. 29, 1987, at San Diego
John Elway	21-42-2, 335 yds., 1 TD	Dec. 13, 1987, at Seattle
John Elway	29-49-3, 324 yds., 2 TD	Dec. 4, 1988, at L.A. Raiders
John Elway	18-35-0, 344 yds., 2 TD	Oct. 22, 1989, at Seattle
John Elway	20-36-0, 385 yds., 3 TD	Jan. 14, 1990, vs. Cleveland*
John Elway	21-30-0, 317 yds., 2 TD	Oct. 21, 1990, at Indianapolis
John Elway	24-36-1, 328 yds., 2 TD	Dec. 9, 1990, at Kansas City
John Elway	24-42-1, 301 yds., 2 TD	Oct. 6, 1991, at Houston
John Elway	23-38-0, 311 yds., 2 TD	Oct. 4, 1992, vs. Kansas City
John Elway	28-45-1, 300 yds., 1 TD	Sept. 20, 1993, at Kansas City
John Elway	33-59-1, 367 yds., 1 TD	Oct. 10, 1993, at Green Bay
John Elway	25-36-0, 361 yds., 3 TD	Jan. 2, 1994, at L.A. Raiders
John Elway	29-47-1, 302 yds., 3 TD	Jan. 9, 1994, at L.A. Raiders*
John Elway	36-46-2, 371 yds., 3 TD	Sept. 4, 1994, vs. San Diego
John Elway	29-41-1, 319 yds., 1 TD	Sept. 11, 1994, at N.Y. Jets
John Elway	30-41-0, 349 yds., 2 TD	Oct. 30, 1994, vs. Cleveland
John Elway	27-42-1, 382 yds., 2 TD	Nov. 20, 1994, vs. Atlanta
John Elway	22-41-1, 317 yds., 0 TD	Sept. 3, 1995, vs. Buffalo
John Elway	30-47-0, 327 yds., 2 TD	Sept. 17, 1995, vs. Washington
John Elway	23-46-0, 324 yds., 2 TD	Oct. 16, 1995, vs. Oakland
John Elway	27-41-2, 332 yds., 2 TD	Nov. 26, 1995, at Houston
John Elway	24-41-1, 320 yds., 2 TD	Dec. 24, 1995, at Oakland
John Elway	23-37-1, 335 yds., 2 TD	Sept. 29, 1996, at Cincinnati
John Elway	32-41-1, 323 yds., 4 TD	Oct. 6, 1996, vs. San Diego
John Elway	25-39-1, 326 yds., 3 TD	Oct. 20, 1996, vs. Baltimore
John Elway	27-36-1, 334 yds., 2 TD	Nov. 24, 1996, at Minnesota
John Elway	26-46-0, 309 yds., 1 TD	Oct. 19, 1997, at Oakland
John Elway	22-32-1, 400 yds., 2 TD	Dec. 6, 1998, vs. Kansas City
John Elway	26-36-0, 338 yds., 4 TD	Dec. 27, 1998, vs. Seattle
John Elway	18-29-1, 336 yds., 1 TD	Jan. 31, 1999, vs. Atlanta ³
Brian Griese	19-31-1, 363 yds., 2 TD	Oct. 17, 1999, vs. Green Bay
Brian Griese	25-38-0, 316 yds., 1 TD	Oct. 24, 1999, at New England
Brian Griese	19-29-0, 307 yds., 2 TD	Sept. 4, 2000, at St. Louis
Brian Griese	31-50-1, 361 yds., 1 TD	Oct. 1, 2000, vs. New England
Brian Griese	19-34-0, 336 yds., 3 TD	Oct. 15, 2000, vs. Cleveland
Brian Griese	30-45-1, 365 yds., 2 TD	Oct. 22, 2000, at Cincinnati
Brian Griese	22-35-1, 327 yds., 2 TD	Nov. 5, 2000, at N.Y. Jets
Gus Frerotte	36-58-4, 462 yds., 5 TD	Nov. 19, 2000, vs. San Diego
Brian Griese	19-29-0, 330 yds., 3 TD	Sept. 10, 2001, vs. N.Y. Giants
Brian Griese	35-35-3, 328 yds., 1 TD	Sept. 30, 2002, at Baltimore
Brian Griese	26-35-1, 316 yds., 2 TD	Oct. 6, 2002, vs. San Diego
Brian Griese	27-46-2, 335 yds., 1 TD	Oct. 13, 2002, vs. Miami
Brian Griese	30-50-0, 376 yds., 2 TD	Oct. 20, 2002, at Kansas City
Jake Plummer	31-55-3, 499 yds., 4 TD	Oct. 31, 2004, vs. Atlanta ⁴
Jake Plummer	21-26-1, 303 yds., 2 TD	Dec. 25, 2004, at Tennessee
Jake Plummer	22-35-0, 309 yds., 4 TD	Oct. 30, 2005, vs. Philadelphia
Jay Cutler	23-39-1, 304 yds., 1 TD	Sept. 9, 2007, at Buffalo
Jay Cutler	17-31-1, 302 yds., 2 TD	Nov. 25, 2007, at Chicago
Jay Cutler	16-24-0, 300 yds., 2 TD	Sept. 8, 2008, at Oakland
Jay Cutler	36-50-1, 350 yds., 4 TD	Sept. 14, 2008, vs. San Diego
Jay Cutler	29-49-2, 361 yds., 1 TD	Sept. 28, 2008, at Kansas City
Jay Cutler	24-46-3, 307 yds., 2 TD	Nov. 2, 2008, vs. Miami
Jay Cutler	24-42-1, 447 yds., 3 TD	Nov. 6, 2008, at Cleveland
Jay Cutler	27-43-1, 357 yds., 2 TD	Nov. 30, 2008, at N.Y. Jets
Jay Cutler	25-45-1, 359 yds., 0 TD	Dec. 21, 2008, vs. Buffalo
Jay Cutler	33-49-2, 316 yds., 1 TD	Dec. 28, 2008, at San Diego

(⁴Denotes Franchise Record; *Denotes Postseason; ³Denotes Super Bowl XXXIII)

TOTALS — John Elway 40 (includes four postseason games), Brian Griese 12, Jay Cutler 10, Frank Tripucka 5, Charley Johnson 4, Craig Morton 4, Steve DeBerg 3, Jake Plummer 3, Gus Frerotte 1, Jacky Lee 1, John McCormick 1, Marlin Briscoe 1, Steve Tensi 1.

Most 300-yard games, season

- 8—Jay Cutler, 2008
- 5—Brian Griese, 2000
- 5—John Elway, 1995
- 4—Brian Griese, 2002
- 4—John Elway, 1987, '93, '94, '96

Most consecutive 300-yard games

- 4—Brian Griese, 2000
- 3—Brian Griese, 2000
- 3—John Elway, 1996, 1993-94

Most 300-yard games by a rookie

- 1—John Elway, 1983
- 1—Marlin Briscoe, 1968

BIGGEST COMEBACKS

Biggest deficits overcome by the Broncos to win a game in the regular season

Rank	Deficit	Date	Opponent	Score at time of Deficit	Final Score
No. 1	24	Sept. 23, 1979	vs. Seattle	34-10, 9:28 left in third qtr.	37-34
	24	Oct. 23, 1960	vs. Boston	24-0, 11:59 left in third qtr.	31-24
No. 3	21	Dec. 12, 1982	at L.A. Rams	21-0, 10:24 left in second qtr.	27-24
No. 4	19	Dec. 11, 1983	vs. Baltimore	19-0, 7:50 left in third qtr.	21-19
No. 5	17	Nov. 19, 2000	vs. San Diego	24-7, 1:25 left in second qtr. /	
				27-10, 11:25 left in third qtr.	38-37
	17	Oct. 6, 1996	vs. San Diego	17-0, 2:51 left in second qtr.	28-17
	17	Dec. 20, 1985	at Seattle	17-0, 9:16 left in second qtr.	27-24
	17	Sept. 15, 1962	at Buffalo	20-3, 1:39 left in second qtr.	23-20
No. 9	14	Oct. 20, 2002	at Kansas City	34-20, 12:42 left in fourth qtr.	37-34 (OT)

Note: Denver has overcome a total of 11 14-point deficits in the regular season

Biggest deficits overcome by the Broncos to win a game in the postseason

Rank	Deficit	Date	Opponent	Score at time of Deficit	Final Score
No. 1	15	Jan. 4, 1992	vs. Houston (AFC Div.)	21-6, 10:55 left in second qtr.	26-24
No. 2	10	Jan. 7, 1990	at Pittsburgh (AFC Div.)	10-0, 13:22 left in second qtr. /	
				17-7, :26 left in second qtr.	24-23
No. 4	10	Jan. 17, 1999	vs. N.Y. Jets (AFC Chmp.)	10-0, 11:56 left in third qtr.	23-10
	7	Jan. 25, 1998	vs. Green Bay (S.B. XXXII)	7-0, 10:58 left in first qtr.	31-24
	7	Jan. 11, 1998	at Pittsburgh (AFC Chmp.)	14-7, 12:42 left in second qtr.	24-21
	7	Jan. 11, 1987	at Cleveland (AFC Chmp.)	7-0, 5:19 left in first qtr. /	
No. 7	4	Jan. 4, 1987	vs. New England (AFC Div.)	20-13, 5:43 left in fourth qtr.	23-20 (OT)
				7-3, 14:04 left in second qtr. /	
				17-13, 2:50 left in third qtr.	22-17

BIGGEST LEADS LOST

Biggest leads lost by the Broncos in losing a game in the regular season

Rank	Lead	Date	Opponent	Score at time of Lead	Final Score
No. 1	24	Sept. 26, 1988	vs. L.A. Raiders	24-0, 1:07 left in second qtr.	30-27 (OT)
No. 2	21	Nov. 5, 1978	vs. N.Y. Jets	28-7, 8:19 left in second qtr.	31-28
No. 3	20	Dec. 10, 1995	vs. Seattle	20-0, 5:00 left in second qtr.	31-27
No. 4	18	Sept. 4, 1994	vs. San Diego	24-6, 11:25 left in second qtr.	37-34
No. 5	17	Nov. 19, 2006	vs. San Diego	24-7, 9:25 left in third qtr.	35-27
	17	Nov. 14, 1993	vs. Minnesota	20-3, 6:57 left in second qtr.	26-23
	17	Jan. 2, 1994	at L.A. Raiders	27-10, :26 left in second qtr. /	
				30-13, 10:31 left in third qtr.	33-30 (OT)
	17	Sept. 24, 1967	vs. N.Y. Jets	24-7, 9:08 left in second qtr.	38-24
	17	Oct. 28, 1962	vs. Buffalo	24-7, 5:48 left in second qtr.	45-38

Biggest leads lost by the Broncos in losing a game in the postseason

Rank	Lead	Date	Opponent	Score at time of Lead	Final Score
No. 1	10	Jan. 31, 1988	vs. Washington (S.B. XXII)	10-0, 9:09 left in first qtr.	42-10
No. 2	7	Dec. 30, 1984	vs. Pittsburgh (AFC Div.)	7-0, 6:30 left in first qtr. /	
				17-10, 7:15 left in third qtr.	24-17
No. 3	4	Dec. 23, 1979	at Houston (AFC W.C.)	7-3, 3:27 left in first qtr.	13-7
No. 4	3	Dec. 30, 1978	at Pittsburgh (AFC Div.)	3-0, 5:50 left in first qtr.	33-10
	3	Jan. 25, 1987	vs. N.Y. Giants (S.B. XXI)	3-0, 10:51 left in first qtr. /	
				10-7, 11:39 left in first qtr.	39-20

WHAT IS THE ORIGIN OF THE NAME DENVER BRONCOS?

The name "Denver Broncos" was chosen from 500 entries in a name-the-team contest in January 1960. The name was suggested by Ward M. Vining of Lakewood. But the football team isn't the first Denver Broncos. Denver's 1921 entry in the Midwest Baseball League was also called the Broncos.

PLAYER AWARDS AND HISTORY



PLAYER HISTORY

ALL-TIME HONORS

2008

Pro Bowl: Jay Cutler, Brandon Marshall, Casey Wiegmann. **AI-NFL:** Ryan Clady (2nd team AP), Ryan Harris (Sports Illustrated). **AI-AFC:** Ryan Clady (Pro Football Weekly/PFWA). **AI-Rookie:** Ryan Clady (Pro Football Weekly/PFWA, The Sporting News), Brett Kern (Pro Football Weekly/PFWA, The Sporting News), Eddie Royal (Pro Football Weekly/PFWA, The Sporting News). **Darrent Williams Good Guy Award:** Ebenezer Ekuban. **Colorado Sports Hall of Fame Inductee:** Rod Smith (Class of 2009).

2007

Pro Bowl: Champ Bailey, John Lynch. **AI-NFL:** Champ Bailey (2nd team AP). **Darrent Williams Good Guy Award:** John Lynch.

2006

Pro Bowl: Champ Bailey, John Lynch, Al Wilson (Wilson did not play in game due to injury). **AI-NFL:** Champ Bailey (1st team AP, Pro Football Weekly/PFWA, The Sporting News, Sports Illustrated), Tom Nalen (Sports Illustrated), Al Wilson (2nd team AP). **AI-AFC:** Champ Bailey (Pro Football Weekly/PFWA). **Colorado Sports Hall of Fame Pro Athlete of the Year:** Champ Bailey. **Colorado Sports Hall of Fame Inductee:** Pat Bowlen (Class of 2007).

2005

Pro Bowl: Champ Bailey, John Lynch, Rod Smith, Al Wilson. **AI-NFL:** Champ Bailey (1st team AP, Pro Football Weekly/PFWA, The Sporting News, USA Today), Matt Lepsis (Sports Illustrated), Tom Nalen (Sports Illustrated), Al Wilson (1st team AP, The Sporting News). **AI-AFC:** Champ Bailey (Pro Football Weekly/PFWA), Al Wilson (Pro Football Weekly/PFWA). **AI-Rookie:** Darrent Williams (Pro Football Weekly/PFWA, NFL.com). **Colorado Sports Hall of Fame Pro Athlete of the Year:** Champ Bailey.

2004

Pro Bowl: Champ Bailey, John Lynch. **AI-NFL:** Champ Bailey (1st team AP, The Sporting News, Pro Football Weekly), John Lynch (2nd team College & Pro Football Newsweekly). **AI-AFC:** Champ Bailey (Pro Football Weekly). **AI-Rookie:** D.J. Williams (Pro Football Weekly).

2003

Pro Bowl: Tom Nalen, Clinton Portis, Al Wilson. **AI-NFL:** Tom Nalen (1st team AP, Pro Football Weekly). **AI-AFC:** Tom Nalen (Pro Football Weekly). **NFL Alumni Offensive Lineman of the Year:** Tom Nalen.

2002

Pro Bowl: Trevor Pryce, Al Wilson (Wilson did not play in game due to injury). **AI-NFL:** Al Wilson (2nd team Football Digest). **NFL Offensive Rookie of the Year:** Clinton Portis (AP, Pro Football Weekly, Football Digest). **NFL Rookie of the Year:** Clinton Portis (Sports Illustrated/Dr. Z). **AI-Rookie:** Clinton Portis (Pro Football Weekly).

2001

Pro Bowl: Dwayne Carswell, Jason Elam, Ian Gold, Deltha O'Neal, Trevor Pryce, Rod Smith, Al Wilson (Pryce and Smith did not play in game due to injury). **AI-NFL:** Jason Elam (2nd team AP, College & Pro Football Newsweekly and Football News), Trevor Pryce (2nd team AP and College & Pro Football Newsweekly), Rod Smith (1st team Football Digest, 2nd team AP), Deltha O'Neal (2nd team College & Pro Football Newsweekly). **AI-AFC:** Jason Elam (Pro Football Weekly, Football News), Ian Gold (Pro Football Weekly), Deltha O'Neal (Pro Football Weekly), Trevor Pryce (Football News), Rod Smith (Pro Football Weekly). **NFL Alumni Special Teams Player of the Year:** Jason Elam.

2000

Pro Bowl: Brian Griese, Tom Nalen, Trevor Pryce, Rod Smith (Griese and Nalen did not play in game due to injury). **AI-NFL:** Howard Griffith (2nd team College & Pro Football Newsweekly and Football Digest), Ed McCaffrey (Sports Illustrated), Tom Nalen (AP, USA Today, Sports Illustrated, The Sporting News, Football Digest; 2nd team College & Pro Football Newsweekly), Trevor Pryce (2nd team College & Pro Football Newsweekly), Rod Smith (USA Today, College & Pro Football Newsweekly, Football Digest; 2nd team AP). **AI-AFC:** Tom Nalen (Pro Football Weekly, Football News), Trevor Pryce (Pro Football Weekly, Football News), Rod Smith (Pro Football Weekly, Football News). **NFL Offensive Rookie of the Year:** Mike Anderson (AP, Pro Football Weekly, Football Digest). **NFL Rookie of the Year:** Mike Anderson (USA Today). **AI-Rookie:** Mike Anderson (Pro Football Weekly, Football News, Football Digest), Deltha O'Neal (punt returner—Football News).

1999

Pro Bowl: Tom Nalen, Trevor Pryce, Detron Smith (Nalen did not play in game due to injury). **AI-NFL:** Trevor Pryce (AP, Sports Illustrated, College & Pro Football Newsweekly, 2nd team Football Digest), Tom Nalen (The Sporting News, Football Digest, 2nd team AP). **AI-AFC:** Trevor Pryce (Pro Football Weekly), Detron Smith (special teams; Pro Football Weekly). **AI-Rookie:** Olandis Gary (Pro Football Weekly, College & Pro Football Newsweekly, Football News, Football Digest), Chris Watson (kick returner; College & Pro Football Newsweekly).

1998

Pro Bowl: Steve Atwater, Terrell Davis, Jason Elam, John Elway, Tony Jones, Ed McCaffrey, Tom Nalen, Bill Romanowski, Mark Schlereth, Shannon Sharpe (Davis and Sharpe did not play in game due to injury). **AI-NFL:** Terrell Davis (AP, Sports Illustrated, The Sporting News, USA Today, Pro Football Weekly, College & Pro Football Newsweekly, Football Digest), Jason Elam (2nd team AP, College & Pro Football Newsweekly, Football Digest), Howard Griffith (2nd team Football Digest), Ed McCaffrey (2nd team AP), Tom Nalen (USA Today), Mark Schlereth (2nd team College & Pro Football Newsweekly), Shannon Sharpe (AP, The Sporting News, USA Today, Pro Football Weekly, College & Pro Football Newsweekly, Football Digest), Rod Smith (2nd team College & Pro Football Newsweekly). **AI-AFC:** Terrell Davis (Pro Football Weekly, Football News), Jason Elam (Pro Football Weekly, Football News), Vaughn Hebronn (kick returner—Pro Football Weekly), Ed McCaffrey (Football News), Shannon Sharpe (Pro Football Weekly, Football News). **AI-Rookie:** Eric Brown (Football News, Football Digest, College & Pro Football Newsweekly). **Super Bowl XXXIII Most Valuable Player (Pete Rozelle Trophy):** John Elway. **NFL Most Valuable Player:** Terrell Davis (AP, Pro Football Weekly, Pro Football Writers of America). **NFL Player of the Year:** Terrell Davis (The Sporting News, Football Digest, NFL Films). **NFL Offensive Player of the Year:** Terrell Davis (AP, College & Pro Football Newsweekly). **AFC Player of the Year:** Terrell Davis (Football News). **AFC Offensive Player of the Year:** Terrell Davis (Kansas City 101 Club). **San Diego Hall of Champions Professional Star of the Year:** Terrell Davis. **Colorado Sports Hall of Fame Inductee:** John Elway (Class of 1999). **Colorado Sports Hall of Fame Professional Athlete of the Year:** Terrell Davis. **ESPY Award for Pro Football Performer of the Year:** Terrell Davis.

1997

Pro Bowl: Terrell Davis, John Elway, Tom Nalen, Shannon Sharpe, Neil Smith (Elway did not play in game due to injury). **AI-NFL:** Terrell Davis (AP, Sports Illustrated, The Sporting News, USA Today, Pro Football Weekly, College & Pro Football Newsweekly, Football News, Football Digest), John Elway (College & Pro Football Newsweekly 2nd team), Darrien Gordon (1st team punt returner—Sports Illustrated, The Sporting News, USA Today, Pro Football Weekly; 2nd team punt returner—Football Digest, College & Pro Football Newsweekly), John Mobley (1st team AP, The Sporting News, Pro Football Weekly, Football Digest; 2nd team College & Pro Football

550

Newsweekly), Tom Nalen (2nd team College & Pro Football Newsweekly), Mark Schlereth (Sports Illustrated), Shannon Sharpe (AP, The Sporting News, USA Today, Pro Football Weekly, College & Pro Football Newsweekly 1st team; Football Digest 2nd team). **AI-AFC:** John Elway (Pro Football Weekly, Football News), Darrien Gordon (punt returner—Pro Football Weekly, Football News), John Mobley (Pro Football Weekly), Shannon Sharpe (Pro Football Weekly). **Super Bowl XXXII Most Valuable Player (Pete Rozelle Trophy):** Terrell Davis. **AFC Player of the Year:** Terrell Davis (Football News, Touchdown Club of Columbus). **AFC Offensive Player of the Year:** Terrell Davis (Kansas City 101 Club). **San Diego Hall of Champions Professional Star of the Year:** Terrell Davis. **Colorado Sports Hall of Fame King of the Hill Award:** Terrell Davis. **ESPY Award for Best Performance Under Pressure:** Terrell Davis.

1996

Pro Bowl: Steve Atwater, Tyrone Braxton, Terrell Davis, John Elway, Michael Dean Perry, Bill Romanowski, Shannon Sharpe, Alfred Williams, Gary Zimmerman (Atwater, Elway and Zimmerman did not play in game due to injury). **AI-NFL:** Steve Atwater (AP 2nd team), Terrell Davis (AP, Sports Illustrated, The Sporting News, USA Today, Pro Football Weekly, Football News, College & Pro Football Newsweekly), John Elway (AP 2nd team, College & Pro Football Newsweekly 2nd team, Football Digest 2nd team), Bill Romanowski (College & Pro Football Newsweekly 2nd team), Shannon Sharpe (AP, Sports Illustrated, The Sporting News, Pro Football Weekly, Football Digest, College & Pro Football Newsweekly), Alfred Williams (AP, The Sporting News, Pro Football Weekly, Football Digest, College & Pro Football Newsweekly), Gary Zimmerman (AP, Sports Illustrated, The Sporting News, Pro Football Weekly, Football Digest, College & Pro Football Newsweekly). **AI-AFC:** Steve Atwater (UPI, Pro Football Weekly), Tyrone Braxton (Football News, UPI 2nd team), Terrell Davis (UPI, Football News), John Elway (UPI, Pro Football Weekly, Football News), Michael Dean Perry (UPI 2nd team), Bill Romanowski (UPI 2nd team), Shannon Sharpe (UPI, Football News), Alfred Williams (UPI, Football News), Gary Zimmerman (UPI, Football News). **NFL AI-Rookie Team:** John Mobley (Pro Football Weekly, Football News, College & Pro Football Newsweekly). **NFL Most Valuable Player:** Terrell Davis (Sports Illustrated). **NFL Offensive Player of the Year:** Terrell Davis (AP). **AFC Player of the Year:** John Elway (Football News, Touchdown Club of Columbus). **AFC Most Valuable Player:** John Elway (NFLPA). **AFC Offensive Player of the Year:** Terrell Davis (UPI), John Elway (Kansas City 101 Club). **NFL Coach of the Year:** Mike Shanahan (Touchdown Club of Columbus). **AFC Coach of the Year:** Mike Shanahan (Kansas City 101 Club).

1995

Pro Bowl: Steve Atwater, Jason Elam, Glyn Milburn, Anthony Miller, Shannon Sharpe, Gary Zimmerman (Zimmerman did not play in game due to injury). **AI-NFL:** Steve Atwater (College & Pro Football Newsweekly 2nd team), Jason Elam (AP 2nd team, College & Pro Football Newsweekly 2nd team, Football Digest 2nd team), Glyn Milburn (AP 2nd team, Sporting News 1st team, College & Pro Football Newsweekly 2nd team, Football Digest 1st team), Shannon Sharpe (AP 2nd team), Gary Zimmerman (AP 2nd team, Football Digest 1st team). **AI-AFC:** Steve Atwater (UPI 1st team), Terrell Davis (UPI 2nd team), Jason Elam (UPI 1st team), Glyn Milburn (Football News 1st team), Michael Dean Perry (UPI 2nd team), Shannon Sharpe (UPI 2nd team), Gary Zimmerman (Football News 1st team, UPI 1st team). **NFL AI-Rookie Team:** Terrell Davis (College & Pro Football Newsweekly, Football News, Pro Football Weekly). **NFL Rookie of the Year:** Terrell Davis (Football Digest). **Earl Hartman Awards (Broncos Most Valuable Players):** Terrell Davis (offense), Steve Atwater (defense), Glyn Milburn (special teams). **Bob Peck Award (Most Inspirational Player):** Michael Dean Perry. **Bob Martin Award (For cooperation with local media):** Lionel Washington.

1994

Pro Bowl: Steve Atwater, John Elway, Shannon Sharpe, Gary Zimmerman (Sharpe did not play in game). **AI-NFL:** Shannon Sharpe (College & Pro Football Newsweekly 2nd team, Football Digest 2nd team). **AI-AFC:** Tom Rounen (UPI 2nd team), Shannon Sharpe (UPI 2nd team), Gary Zimmerman (UPI 2nd team). **Earl Hartman Awards (Broncos Most Valuable Players):** John Elway (offense), Steve Atwater (defense), Ray Jacobs (special teams). **Bob Peck Award (Most Inspirational Player):** Shannon Sharpe. **Bob Martin Award (For cooperation with local media):** Shannon Sharpe.

1993

Pro Bowl: Steve Atwater, John Elway, Karl Mecklenburg, Shannon Sharpe, Dennis Smith. **AI-NFL:** John Elway (AP 2nd team, College & Pro Football Newsweekly 2nd team, Football Digest 2nd team), Simon Fletcher (Football Digest 2nd team), Shannon Sharpe (AP, Pro Football Weekly/Pro Football Writers of America, The Sporting News, Sports Illustrated, College & Pro Football Newsweekly, Football Digest), Dennis Smith (College & Pro Football Newsweekly 2nd team), Gary Zimmerman (AP 2nd team, College & Pro Football Newsweekly 2nd team). **AI-AFC:** Steve Atwater (UPI, Football News), John Elway (UPI, Football News), Shannon Sharpe (UPI, Football News). **NFL AI-Rookie:** Jason Elam (Pro Football Weekly/Pro Football Writers of America, Football News, College & Pro Football Newsweekly, Football Digest). **AFC Most Valuable Player:** John Elway (NFL Players Association). **AFC Player of the Year:** John Elway (Football News). **AFC Offensive Player of the Year:** John Elway (UPI, Kansas City 101 Club). **Rookie Coach of the Year:** Wade Phillips (College & Pro Football Newsweekly). **Earl Hartman Awards (Broncos Most Valuable Players):** John Elway (offense), Simon Fletcher (offense), Reggie Rivers (special teams). **Bob Peck Award (Most Inspirational Player):** Dennis Smith. **Bob Martin Award (For cooperation with local media):** Tyrone Braxton.

1992

Pro Bowl: Steve Atwater, Michael Brooks, Shannon Sharpe. **AI-NFL:** Steve Atwater (AP, Pro Football Weekly/Pro Football Writers of America, The Sporting News, Football Digest, NEA), Michael Brooks (Sports Illustrated, College and Pro Football Newsweekly 2nd team), Greg Kragen (AP 2nd team, College and Pro Football Newsweekly 2nd team). **AI-AFC:** Steve Atwater (Football News). **NFL AI-Rookie:** Russell Freeman (Football News, College and Pro Football Newsweekly), Arthur Marshall (Pro Football Weekly/Pro Football Writers of America, Football News, College and Pro Football Newsweekly). **Colorado Sports Hall of Fame Pro Athlete of the Year:** Michael Brooks. **Earl Hartman Awards (Broncos Most Valuable Players):** John Elway (offense), Simon Fletcher (defense), Keith Traylor (special teams). **Bob Peck Award (Most Inspirational Player):** Dennis Smith. **Bob Martin Award (For cooperation with local media):** Reggie Rivers.

1991

Pro Bowl: Steve Atwater, John Elway, Gaston Green, Karl Mecklenburg, Dennis Smith. **AI-NFL:** Steve Atwater (AP, Pro Football Weekly, College and Pro Football Newsweekly 2nd-team), Greg Kragen (Sports Illustrated). **AI-AFC:** Steve Atwater (Football News, Pro Football Weekly). **AFC Coach of the Year:** Dan Reeves (Football News, Kansas City 101 Club). **NFL Rookie of the Year:** Mike Croel (Bert Bell Award-World Almanac, Pro Football Weekly, Washington Touchdown Club, Pro-Set). **NFL Defensive Rookie of the Year:** Mike Croel (AP, College and Pro Football Newsweekly). **NFL AI-Rookie:** Mike Croel (Football News), Pro Football Weekly, College and Pro Football Newsweekly, Football Digest), Reggie Johnson (Pro Football Digest), Keith Traylor (Pro Football Weekly, Football Digest). **Earl Hartman Award Winners (Broncos Most Valuable Players):** John Elway (offense), Dennis Smith (defense), Alton Montgomery (special teams). **Bob Peck Memorial Award (Most Inspirational Player):** Kenny Walker. **Bob Martin Award (For cooperation with local media):** Greg Kragen.

1990

Pro Bowl: Steve Atwater, Bobby Humphrey, Dennis Smith. **AI-NFL:** Steve Atwater (College and Pro Football Newsweekly-second team), Mike Horan (College and Pro Football Newsweekly-second team). **AI-AFC:** Steve Atwater (UPI, Football

551

News), Mike Horan (UPI-second team, Football News). **Earl Hartman Award (Broncos Most Valuable Players):** Bobby Humphrey (offense), Steve Atwater (defense), Kevin Clark (special teams). **Bob Peck Memorial Award (Most Inspirational Player):** Keith Kartz. **Bob Martin Award (for cooperation with media):** Mark Jackson.

1989

Pro Bowl: John Elway, Greg Kragen, Karl Mecklenburg, Dennis Smith, David Treadwell. **AII-NFL:** Mike Horan (College and Pro Football Newsweekly 2nd team), Karl Mecklenburg (AP, Pro Football Weekly, Sports Illustrated, NEA-World Almanac, Football Digest), Dennis Smith (AP 2nd team). **AII-AFC:** Greg Kragen (Pro Football Weekly), Karl Mecklenburg (UPI, Pro Football Weekly, Football News), Dennis Smith (Pro Football Weekly, UPI 2nd team), David Treadwell (UPI, Pro Football Weekly, Football News). **NFL Rookie of the Year:** Bobby Humphrey (Touchdown Club of Washington, D.C.). **NFL Offensive Rookie of the Year:** Bobby Humphrey (NFL Players Association). **NFL Defensive Rookie of the Year:** Steve Atwater (Football Digest). **AFC Offensive Rookie of the Year:** Bobby Humphrey (Mackey Award). **NFL AII-Rookie:** Steve Atwater (UPI, Pro Football Weekly, PFWA, College and Pro Football Newsweekly, Football Digest), Bobby Humphrey (UPI, Pro Football Weekly, PFWA, College and Pro Football Newsweekly), David Treadwell (Football Digest). **Colorado Sports Hall of Fame Pro Athlete of the Year:** Bobby Humphrey. **Earl Hartman Award Winners (Broncos Most Valuable Players):** Bobby Humphrey (offense), Dennis Smith (defense), David Treadwell (special teams). **Bob Peck Memorial Award (Most Inspirational Player):** Marc Munford.

1988

Pro Bowl: Mike Horan. **AII-NFL:** Mike Horan (AP, PFWA, The Sporting News, College and Pro Football Newsweekly, Sports Illustrated, World Almanac 2nd team). **AII-AFC:** Mike Horan (UPI, Football News). **NFL AII-Rookie:** Gerald Perry (UPI, Football Digest). **Earl Hartman Award Winners (Broncos Most Valuable Players):** John Elway and Sammy Winder (offense), Simon Fletcher (defense), Ken Bell (special teams). **Bob Peck Memorial Award (Most Inspirational Player):** Keith Bishop and Billy Bryan.

1987

Pro Bowl: Keith Bishop, John Elway, Karl Mecklenburg. **AII-NFL:** Keith Bishop (Sports Illustrated, NEA-second team), John Elway (The Sporting News, NEA, AP-second team), Karl Mecklenburg (NEA, AP-second team). **AII-AFC:** Keith Bishop (UPI-second team), John Elway (UPI, Pro Football Weekly, Football News), Rulon Jones (UPI-second team), Karl Mecklenburg (UPI, Pro Football Weekly, Football News). **NFL Most Valuable Player:** John Elway (AP). **AFC Most Valuable Player:** John Elway (NFLPA). **AFC Player of the Year:** John Elway (Football News). **AFC Offensive Player of the Year:** John Elway (UPI, Kansas City 101 Club). **NFL AII Rookie:** Ricky Nattiel (UPI, College and Pro Football Newsweekly, Football Digest, PFWA, Pro Football Weekly). **Earl Hartman Award Winners (Broncos Most Valuable Players):** John Elway (offense), Karl Mecklenburg (defense), Ken Bell (special teams). **Bob Peck Memorial Award (Most inspirational Player):** Keith Bishop.

1986

Pro Bowl: Keith Bishop, John Elway, Rulon Jones, Karl Mecklenburg, Dennis Smith, Sammy Winder. **AII-NFL:** John Elway (AP-honorable mention), Keith Bishop (AP-honorable mention), Mike Harden (AP-honorable mention), Rulon Jones (AP, Pro Football Weekly, Sports Illustrated, PFWA, The Sporting News, Football Digest, NEA-second team), Karl Mecklenburg (AP, Pro Football Weekly, Sports Illustrated, PFWA, The Sporting News, Football News, Football Digest, NEA), Dennis Smith (AP-honorable mention, Football News second team, NEA). **AII-AFC:** Keith Bishop (UPI-second team, Football News), John Elway (UPI-second team), Rulon Jones (UPI, Pro Football Weekly, Football News), Karl Mecklenburg (UPI, Pro Football Weekly, Football News), Dennis Smith (Pro Football Weekly), Gerald Willhite (UPI-second team). **AFC Defensive Player of the Year:** Rulon Jones (UPI). **AFC Player of the Year:** Karl Mecklenburg (Football News). **Colorado Sports Hall of Fame King of the Hill Award:** John Elway. **Seattle Gold Helmet Award (Professional Football Player of the Year):** John Elway. **Earl Hartman Award Winners (Broncos Most Valuable Players):** John Elway (offense), Mike Harden (defense), Darren Comeaux (special teams). **Bob Peck Memorial Award (Most Inspirational Player):** Tom Jackson.

1985

Pro Bowl: Rulon Jones, Karl Mecklenburg, Dennis Smith, Louis Wright. **AII-NFL:** John Elway (AP-honorable mention), Rulon Jones (AP-2nd team, The Sporting News, Sports Illustrated), Karl Mecklenburg (AP, Sports Illustrated, PFWA, The Football News, NEA), Dennis Smith (AP-honorable mention), Louis Wright (AP honorable mention). **AII-AFC:** Rulon Jones (UPI), Karl Mecklenburg (UPI), Dennis Smith (UPI-2nd team), Louis Wright (UPI). **Earl Hartman Award Winners (Broncos Most Valuable Players):** John Elway (offense), Rulon Jones (defense), Daniel Hunter (special teams). **Bob Peck Memorial Award (Most Inspirational Player):** Tom Jackson.

1984

Pro Bowl: Sammy Winder. **AII-NFL:** Tom Jackson (CPFW-2nd team), Dennis Smith (Pro Football Weekly, CPFW-2nd team), Louis Wright (The Sporting News, Sports Illustrated, Pro Football Weekly, NEA-2nd team, CPFW-2nd team). **AII-AFC:** Tom Jackson (Pro Football Weekly, UPI 2nd team), Dennis Smith (Pro Football Weekly, UPI-2nd team), Sammy Winder (UPI-2nd team), Louis Wright (Pro Football Weekly, UPI-2nd team). **AII-Rookie:** Winford Hood (UPI), Clarence Kay (PFWA, Pro Football Weekly). **Colorado Sports Hall of Fame Pro Athlete of the Year:** Tom Jackson. **Earl Hartman Award Winners (Broncos Most Valuable Players):** Steve Watson (offense), Louis Wright (defense), Ken Woodard (special teams). **Bob Peck Memorial Award (Most Inspirational Player):** Tom Jackson. **NFL Coach of the Year:** Dan Reeves (NFL-Sports Illustrated, Pro Football Weekly, College and Pro Football Newsweekly. AFC-Kansas City 101 Club, Football News).

1983

Pro Bowl: Randy Gradishar, Louis Wright (DNP). **AII-NFL:** Randy Gradishar (AP-2nd team), Louis Wright (NEA, CPFN-2nd team). **AII-AFC:** Randy Gradishar (UPI-2nd team). **Earl Hartman Award Winners (Broncos Most Valuable Players):** Steve Watson (offense), Randy Gradishar (defense), Ken Woodard (special teams). **Bob Peck Memorial Award (Most Inspirational Player):** Tom Jackson.

1982

Pro Bowl: Randy Gradishar, Luke Prestridge, Rick Upchurch. **AII-NFL:** Randy Gradishar (Football Digest), Luke Prestridge (AP, Football Digest), Rick Upchurch (AP, Football Digest). **AII-AFC:** Randy Gradishar (UPI), Luke Prestridge (UPI). **Earl Hartman Award Winners (Broncos Most Valuable Players):** Billy Bryan (offense), Louis Wright (defense), Rick Upchurch and Rob Lytle (special teams). **Bob Peck Memorial Award (Most Inspirational Player):** Tom Jackson.

1981

Pro Bowl: Randy Gradishar, Bob Swenson, Bill Thompson, Steve Watson. **AII-NFL:** Randy Gradishar (AP 2nd team, NEA-2nd team, Pro Football Weekly, The Sporting News), Bob Swenson (AP, NEA, The Sporting News). **AII-AFC:** Randy Gradishar (UPI), Bill Thompson (UPI), Steve Watson (UPI), Bob Swenson (UPI-2nd team), Louis Wright (UPI-2nd team). **Earl Hartman Award Winners (Broncos Most Valuable Players):** Steve Watson (offense), Bob Swenson (defense), Jim Ryan (special teams). **Bob Peck Memorial Award (Most Inspirational Player):** Tom Jackson.

1980

AII-NFL: Randy Gradishar (The Sporting News), Fred Steinfort (Pro Football Weekly, The Sporting News). **AII-AFC:** Fred Steinfort (UPI). **Pro Football Weekly Golden Toe Award:** Fred Steinfort. **Earl Hartman Award Winners (Broncos Most Valuable Players):** Bill Bryan (offense), Randy Gradishar (defense), Fred Steinfort (special teams).

1979

Pro Bowl: Randy Gradishar, Tom Jackson, Rick Upchurch, Louis Wright. **AII-NFL:** Randy Gradishar (PFWA, Pro Football Weekly, AP-2nd team), Rick Upchurch (PFWA, Pro Football Weekly, AP-2nd team), Louis Wright (AP, NEA, PFWA, Pro Football Weekly). **AII-AFC:** Randy Gradishar (Pro Football Weekly, The Sporting News, UPI-2nd team), Bob Swenson (UPI-2nd team), Bill Thompson (UPI), Rick Upchurch (Pro Football Weekly), Louis Wright (UPI, Pro Football Weekly, The Sporting News). **Earl Hartman Award Winners (Broncos Most Valuable Players):** Craig Morton (offense), Bob Swenson (defense), Larry Canada (special teams).

1978

Pro Bowl: Lyle Alzado, Randy Gradishar, Tom Jackson, Riley Odoms, Bill Thompson, Rick Upchurch, Louis Wright. **AII-NFL:** Lyle Alzado (AP), Randy Gradishar (AP, PFWA, PFW, NEA), Tom Jackson (AP), Rick Upchurch (AP, PFWA, PFW), Louis Wright (AP, PFWA, PFW, NEA). **AII-AFC:** Lyle Alzado (UPI, PFW, TSN), Steve Foley (UPI), Randy Gradishar (UPI, PFW, TSN), Tom Jackson (UPI), Bill Thompson (UPI, PFW, TSN), Rick Upchurch (PFW), Louis Wright (UPI, PFW, TSN). **NFL Defensive Player of the Year:** Randy Gradishar (AP, PFW, NEA). **AFC Defensive Player of the Year:** Randy Gradishar (UPI, Kansas City 101 Club). **NFL Defensive Lineman of the Year:** Barney Chavous (*Pittsburgh Courier*). **Colorado Sports Hall of Fame Pro Athlete of the Year:** Randy Gradishar. **Earl Hartman Award Winners (Broncos Most Valuable Players):** Riley Odoms (offense), Randy Gradishar (defense), Maurice Harvey (special teams).

1977

Pro Bowl: Lyle Alzado, Randy Gradishar, Tom Jackson, Bill Thompson, Louis Wright. **AII-NFL:** Lyle Alzado (AP, UPI, PFW), Randy Gradishar (AP, UPI, PFW), Tom Jackson (AP, UPI, PFW), Bill Thompson (AP). **AII-AFC:** Louis Wright (PFW), Bill Thompson (PFW). **AFC Defensive Player of the Year:** Lyle Alzado (Kansas City 101 Club). **Colorado Sports Hall of Fame Pro Athlete of the Year:** Craig Morton. **Earl Hartman Award Winners (Broncos Most Valuable Players):** Craig Morton (offense), Tom Jackson (defense), Rick Upchurch (special teams). **NFL Coach of the Year:** Red Miller (AP, UPI, PFW, TSN, Football Digest, Washington Touchdown Club, Kansas City 101 Club, Columbus Touchdown Club).

1976

Pro Bowl: Otis Armstrong, Rick Upchurch. **AII-NFL:** KR Rick Upchurch (AP). **Earl Hartman Award Winners (Broncos Most Valuable Players):** Riley Odoms (offense), Tom Jackson (defense), Rick Upchurch (special teams).

1975

Pro Bowl: Randy Gradishar, Riley Odoms. **AII-Pro:** Riley Odoms (NEA-second team). **AII-AFC:** TE Riley Odoms (AP). **Earl Hartman Award Winners (Broncos Most Valuable Players):** Bobby Maples (offense), Lyle Alzado (defense), Jim Turner (special teams).

1974

Pro Bowl: Otis Armstrong, Riley Odoms. **AII-Pro:** Otis Armstrong, Riley Odoms. **Earl Hartman Award Winners (Broncos Most Valuable Players):** Otis Armstrong (offense), Tom Jackson (defense), Ken Criter (special teams).

1973

Pro Bowl: Floyd Little, Haven Moses, Riley Odoms, Paul Smith. **AII-Pro:** Riley Odoms (PFWA-second team, NEA-first team), Paul Smith (PFWA-second team, NEA-second team). **AII-AFC:** TE Riley Odoms (AP, UPI). **NFLPA Rookie of the Year:** Barney Chavous. **AII-Rookie:** Barney Chavous (AP, UPI). **Earl Hartman Award Winners (Broncos Most Valuable Players):** Charley Johnson (offense), Paul Smith (defense). **Colorado Sports Hall of Fame Pro Athlete of the Year:** Paul Smith. **AFC Coach of the Year:** John Ralston (AP, UPI, PFWA, Kansas City 101 Club).

1972

Pro Bowl: Paul Smith. **Colorado Sports Hall of Fame Pro Athlete of the Year:** Floyd Little.

1971

Pro Bowl: Rich Jackson, Floyd Little. **AII-Pro:** Floyd Little (PFWA-second team). **AII-AFC:** Floyd Little (AP, UPI).

1970

Pro Bowl: Rich Jackson, Floyd Little. **AII-Pro:** Rich Jackson (PFWA-first team), Floyd Little (PFWA-second team). **AII-AFC:** Rich Jackson (AP, UPI), Floyd Little (AP, UPI). **Colorado Sports Hall of Fame Pro Athlete of the Year:** Rich Jackson.

1969

AII-Pro: Rich Jackson (second team), Floyd Little (first team). **AII-AFL:** Rich Jackson (AP, UPI, NEA), Floyd Little (AP, UPI, NEA). **AFL AII-Star Game:** Dave Costa, Mike Current, Al Denson, George Goeddeke, Rich Jackson, Floyd Little.

1968

AII-AFL: Rich Jackson (AP, UPI). **AFL AII-Star Game:** Dave Costa, Rich Jackson, Floyd Little.

1967

AII-AFL: Al Denson (NEA). **AFL AII-Star Game:** Dave Costa, Al Denson, Larry Kaminski, Nemiah Wilson.

1966

AII-AFL (The Sporting News): Bob Scarpitto. **AFL AII-Star Game:** John Bramlett, Goose Gonsoulin, Bob Scarpitto, Jerry Sturm.

1965

AII-AFL (The Sporting News): Eldon Danenhauer, Cookie Gilchrist, Lionel Taylor. **AFL AII-Star Game:** Eldon Danenhauer, Cookie Gilchrist.

1964

AII-AFL (The Sporting News): Willie Brown. **AFL AII-Star Game:** Willie Brown, Jim Fraser, Goose Gonsoulin, Jerry Sturm.

1963

AII-AFL (The Sporting News): Goose Gonsoulin. **AFL AII-Star Game:** Goose Gonsoulin, Bud McFadin. **AFL Rookie of the Year:** Billy Joe (The Sporting News' Players' Poll).

1962

AII-AFL (The Sporting News): Eldon Danenhauer, Goose Gonsoulin, Bud McFadin, Bob Zeman. **AFL AII-Star Game:** Eldon Danenhauer, Jim Fraser, Goose Gonsoulin, Bud McFadin, Gene Mingo, Lionel Taylor, Frank Tripucka, Bob Zeman. **AFL Coach of the Year:** Jack Faulkner (AP, UPI).

1961

AII-AFL (The Sporting News): Bud McFadin, Lionel Taylor. **AFL AII-Star Game:** Ken Adamson, Goose Gonsoulin, Bud McFadin, Don Stone.

1960

AII-AFL (The Sporting News): Goose Gonsoulin, Bud McFadin, Lionel Taylor.

BRONCOS IN THE PRO BOWL (1970-2008)

(Please see All-Time Honors, beginning on page 550, for year-by-year Broncos Pro Bowl and AFL All-Star Game participation.)
Current players in bold

PRO BOWLS			PRO BOWLS		
PLAYER	AS A BRONCO	SEASON(S) SELECTED	PLAYER	AS A BRONCO	SEASON(S) SELECTED
Lyle Alzado	2	1977-78	Glyn Milburn	1	1995
Otis Armstrong	2	1974, '76	Anthony Miller	1	1995
Steve Atwater	8	1990-96, '98	Haven Moses	1	1973
Champ Bailey	4	2004-07	Tom Nalen	5	1997-2000, '03
Keith Bishop	2	1986-87	Riley Odoms	4	1973-75, '78
Tyrone Braxton	1	1996	Deltha O'Neal	1	2001
Michael Brooks	1	1992	Michael Dean Perry	1	1996
Dwayne Carswell	1	2001	Clinton Portis	1	2003
Jay Cutler	1	2008	Luke Prestridge	1	1982
Terrell Davis	3	1996-98	Trevor Pryce	4	1999-2002
Jason Elam	3	1995, '98, 2001	Bill Romanowski	2	1996, '98
John Elway	9	1986, '87, '89, '91, 1993-94, '96-98	Mark Schlereth	1	1998
Ian Gold	1	2001	Shannon Sharpe	7	1992-98
Randy Gradishar	7	1975, '77-79, 1981-83	Dennis Smith	6	1985-86, '89-91, '93
Gaston Green	1	1991	Detron Smith	1	1999
Brian Griese	1	2000	Rod Smith	3	2000-01, '05
Mike Horan	1	1988	Neil Smith	1	1997
Bobby Humphrey	1	1990	Paul Smith	2	1972-73
Rich Jackson	2	1970-71	Bob Swenson	1	1981
Tom Jackson	3	1977-79	Billy Thompson	3	1977-78, '81
Tony Jones	1	1998	David Treadwell	1	1989
Rulon Jones	2	1985-86	Rick Upchurch	4	1976, '78-79, '82
Greg Kragen	1	1989	Steve Watson	1	1981
Floyd Little	3	1970-71, '73	Casey Wiegmann	1	2008
John Lynch	4	2004-07	Alfred Williams	1	1996
Brandon Marshall	1	2008	Al Wilson	5	2001-03, '05-06
Ed McCaffrey	1	1998	Sammy Winder	2	1984, '86
Karl Mecklenburg	6	1985-87, '89, '91, '93	Louis Wright	5	1977-79, '83, '85
			Gary Zimmerman	3	1994-96

BRONCOS IN THE AFL ALL-STAR GAME (1960-69)

Ken Adamson	1	1961
John Bramlett	1	1966
Willie Brown	1	1964
Dave Costa	3	1967, 1968, 1969
Mike Current	1	1969
Eldon Danenhauer	2	1962, 1965
Al Denson	2	1967, 1969
Jim Fraser	2	1962, 1964
Cookie Gilchrist	1	1965
George Goeddeke	1	1969
Goose Gonsoulin	5	1961, 1962, 1963, 1964, 1966
Rich Jackson	2	1968, 1969
Larry Kaminski	1	1967
Floyd Little	2	1968, 1969
Bud McFadin	3	1961, 1962, 1963
Gene Mingo	1	1962
Bob Scarpitto	1	1966
Don Stone	1	1961
Jerry Sturm	2	1964, 1966
Lionel Taylor	1	1962
Frank Tripucka	1	1962
Nemiah Wilson	1	1967
Bob Zeman	1	1962

BRONCOS ALL-TIME NFL HONORS

NFL MOST VALUABLE PLAYER (AP)

1998	RB Terrell Davis	(16 starts / 392 att., 2008 yds., 5.1 avg., 21 TDs / 25 rec., 217 yds., 8.7 avg., 2 TDs)
1987	QB John Elway	(12 starts / 224-410, 54.6%, 3198 yds., 19 TDs, 12 INTs / 66 att., 304 yds., 4.6 avg., 4 TDs)

NFL OFFENSIVE PLAYER OF THE YEAR (AP)

1998	RB Terrell Davis	(16 starts / 392 att., 2008 yds., 5.1 avg., 21 TDs / 25 rec., 217 yds., 8.7 avg., 2 TDs)
1996	RB Terrell Davis	(16 starts / 345 att., 1538 yds., 4.5 avg., 13 TDs / 36 rec., 310 yds., 8.6 avg., 2 TDs)

NFL DEFENSIVE PLAYER OF THE YEAR (AP)

1978	LB Randy Gradishar	(16 starts / 286 tackles, incl. 190 solo, 4 INTs, 2 FF, 1 returned for a TD)
------	--------------------	--

NFL OFFENSIVE ROOKIE OF THE YEAR (AP)

2002	RB Clinton Portis	(16 gms., 12 starts / 273 att., 1508 yds., 5.5 avg., 15 TDs / 33 rec., 364 yds., 11.0 avg., 2 TDs)
2000	RB Mike Anderson	(16 gms., 12 starts / 297 att., 1487 yds., 5.0 avg., 15 TDs / 23 rec., 169 yds., 7.3 avg.)

NFL DEFENSIVE ROOKIE OF THE YEAR (AP)

1991	LB Mike Croel	(13 gms., 10 starts / 84 tackles, incl. 55 solo, 10 sacks, -65 yds., 4 FF, 2 PD)
------	---------------	--

AFC OFFENSIVE PLAYER OF THE MONTH

(10 Total Winners—Award Initiated by NFL in 1986)

2008	QB Jay Cutler	September	(102-157, 65.0%, 1,275 yds., 9 TDs, 4 INTs, 98.6 rtg.)
2001	QB Brian Griese	September	(60-93, 64.5%, 763 yds., 7 TDs, 2 INTs, 106.2 rtg.)
2000	RB Mike Anderson	December	(104 att., 516 yds., 5.0 avg., 8 TDs / 4 rec., 34 yds., 8.5 avg.)
2000	WR Rod Smith	November	(26 rec., 479 yds., 18.4 avg., 1 TD / 3 rush., 78 yds., 26 avg., 1 TD)
1998	RB Terrell Davis	October	(81 att., 512 yds., 6.3 avg., 6 TDs / 5 rec., 76 yds., 15.2 avg.)
1998	RB Terrell Davis	September	(94 att., 489 yds., 5.2 avg., 6 TDs / 4 rec., 22 yds., 5.5 avg.)
1997	QB John Elway	November	(94-149, 61.7%, 1231 yds., 8 TDs, 0 INTs / 23 att., 60 yds., 2.6 avg.)
1997	RB Terrell Davis	September	(118 att., 605 yds., 5.1 avg., 4 TDs / 6 rec., 31 yds., 5.2 avg.)
1996	QB John Elway	October	(73-111, 65.8%, 935 yds., 10 TDs, 3 INTs / 18 att., 110 yds., 6.1 avg., 1 TD)
1996	RB Terrell Davis	September	(112 att., 573 yds., 5.1 avg., 4 TDs / 10 rec., 83 yds., 8.3 avg.)

AFC DEFENSIVE PLAYER OF THE MONTH

(7 Total Winners—Award Initiated by NFL in 1986)

2006	CB Champ Bailey	October	(3 INTs, 21 tackles, 9 PBUs)
2005	CB Champ Bailey	November	(3 INTs, 1 TD on INT return, 20 tackles, 5 PBUs)
2001	CB Deltha O'Neal	October	(6 INTs, 17 tackles)
1991	LB Simon Fletcher	December	(5 sacks, -39 yds., 15 tackles)
1989	LB Karl Mecklenburg	November	(4.5 sacks, -40 yds., 18 tackles)
1989	S Dennis Smith	October	(2 INTs, 22 tackles, 2 FF, 1 FR)
1986	DE Rulon Jones	October	(8.5 sacks, -142 yds., 33 tackles)

AFC SPECIAL TEAMS PLAYER OF THE MONTH

(3 Total Winners—Award Initiated by NFL in 1993)

2005	P Todd Sauerbrun	October	(11-of-28 punts downed inside 20, 45.3 gross avg., 39.1 net avg.)
2004	KR Reuben Droughns	September	(8 kick returns, 244 yds., 30.5 avg.)
2001	K Jason Elam	November	(11-12 FGs, 5-5 PATs, 38 pts.)

NFL OFFENSIVE ROOKIE OF THE MONTH

2002	RB Clinton Portis	October	(79 att., 358 yds., 4.5 avg., 3 TDs / 11 rec., 98 yds., 8.9 avg., 1 TD)
2000	RB Mike Anderson	December	(104 att., 516 yds., 5.0 avg., 8 TDs / 4 rec., 34 yds., 8.5 avg.)
2000	RB Mike Anderson	September	(85 att., 403 yds., 4.7 avg., 3 TDs / 5 rec., 39 yds., 7.8 avg.)

NFL DEFENSIVE ROOKIE OF THE MONTH

2004	LB D.J. Williams	December	(40 tackles, 1 sack, 1 INT, 1 FF, and 4 PD)
------	------------------	----------	---

AFC OFFENSIVE PLAYER OF THE WEEK

(43 Total Winners—Award Initiated by NFL in 1984)

2008	QB Jay Cutler	Week 10	at Cleveland	(24-42, 57.1%, 447 yds., 3 TDs, 1 INT, 107.9 rtg.)
2008	WR Brandon Marshall	Week 2	vs. San Diego	(18 rec., 166 yds., 9.2 avg., 1 TD)
2005	WR Rod Smith	Week 15	at Buffalo	(11 rec., 137 yds., 12.5 avg., 1 TD)
2005	QB Jake Plummer	Week 8	vs. Philadelphia	(22-35, 62.9%, 309 yds., 4 TDs, 129.3 rtg.)
2004	QB Jake Plummer	Week 17	vs. Indianapolis	(17-30, 58.2%, 246 yds., 2 TDs, 105.7 rtg.)
2003	RB Clinton Portis	Week 14	vs. Kansas City	(22 att., 218 yds., 9.9 avg., 5 TDs / 2 rec., 36 yds., 18.0 avg.)
2003	TE Shannon Sharpe	Week 11	vs. San Diego	(7 rec., 101 yds., 14.4 avg., 3 TDs)
2003	QB Jake Plummer	Week 3	vs. Oakland	(14-21, 66.7%, 197 yds., 2 TDs, 128.5 rtg.)
2002	TE Shannon Sharpe	Week 7	at Kansas City	(12 rec., 214 yds., 17.8 avg., 2 TDs; *NFL TE rec.)
2001	QB Brian Griese	Week 1	vs. N.Y. Giants	(21-29, 72.4%, 330 yds., 3 TDs, 144.3 rtg.)
2000	RB Mike Anderson	Week 14	at New Orleans	(37 att., 251 yds., 6.8 avg., 4 TDs; *NFL rookie rec.)
2000	RB Mike Anderson	Week 13	at Seattle	(30 att., 195 yds., 6.5 avg., 2 TDs / 2 rec., 14 yds.)
1999	RB Olandis Gary	Week 15	vs. Seattle	(22 att., 183 yds., 8.3 avg., / 2 rec., 16 yds.)
1999	QB Brian Griese	Week 6	vs. Green Bay	(19-31, 61.3%, 363 yds., 2 TDs, 1 INT, 110.0 rtg.)

BRONCOS ALL-TIME NFL HONORS, CONT.

1998	RB Terrell Davis	Week 17	vs. Seattle	(29 att., 178 yds., 6.1 avg. / 2 rec., 17 yds., 1 TD)
1998	QB John Elway	Week 14	vs. Kansas City	(22-32, 68.8%, 400 yds., 2 TDs, 1 INT, 119.3 rtg.)
1998	RB Terrell Davis	Week 8	vs. Jacksonville	(31 att., 136 yds., 4.4 avg., 3 TDs / 5 rec., 76 yds.)
1998	RB Terrell Davis	Week 5	vs. Philadelphia	(20 att., 168 yds., 8.4 avg., 2 TDs)
1998	RB Terrell Davis	Week 2	vs. Dallas	(23 att., 191 yds., 8.3 avg., 3 TDs)
1997	QB John Elway	Week 10	vs. Seattle	(19-30, 63.3%, 252 yds., 2 TDs, 112.1 rtg.)
1997	RB Terrell Davis	Week 4	vs. Cincinnati	(27 att., 215 yds., 8.0 avg., 1 TD / 2 rec., 13 yds.)
1996	RB Terrell Davis	Week 12	at New England	(32 att., 154 yds., 4.8 avg., 2 TDs / 4 rec., 56 yds., 1 TD)
1996	RB Terrell Davis	Week 8	vs. Baltimore	(28 att., 194 yds., 6.9 avg., 2 TDs / 3 rec., 19 yds.)
1995	QB John Elway	Week 17	at Oakland	(24-41, 58.5%, 320 yds., 2 TDs, 1 INT, 89.5 rtg.)
1995	WR Anthony Miller	Week 7	vs. Oakland	(7 rec., 149 yds., 21.3 avg., 2 TDs)
1995	QB John Elway	Week 3	vs. Washington	(30-47, 63.8%, 327 yds., 2 TDs, 98.4 rtg.)
1994	QB John Elway	Week 9	vs. Cleveland	(30-41, 73.2%, 349 yds., 2 TDs, 114.8 rtg.)
1993	TE Shannon Sharpe	Week 15	vs. Kansas City	(10 rec., 65 yds., 6.5 avg., 3 TDs)
1993	QB John Elway	Week 12	vs. Pittsburgh	(18-25, 72%, 276 yds., 1 TD, 121.4 rtg.)
1993	QB John Elway	Week 10	at Cleveland	(17-23, 73.9%, 244 yds., 3 TDs, 147.5 rtg.)
1992	QB John Elway	Week 5	vs. Kansas City	(23-38, 60.5%, 311 yds., 2 TDs, 104.2 rtg.)
1992	QB John Elway	Week 1	vs. L.A. Raiders	(10-24, 41.7%, 171 yds., 1 INT, 49.1 rtg.)
1991	RB Gaston Green	Week 5	at Minnesota	(26 att., 158 yds., 6.1 avg. / 1 rec., 9 yds.)
1989	WR Vance Johnson	Week 12	vs. Seattle	(6 rec., 154 yds., 25.7 avg., 2 TDs)
1989	QB John Elway	Week 7	at Seattle	(18-35, 51.4%, 344 yds., 2 TDs, 104.9 rtg.)
1988	QB John Elway	Week 13	vs. L.A. Rams	(21-36, 58.3%, 272 yds., 3 TDs, 1 INT, 98.4 rtg.)
1988	RB Tony Dorsett	Week 2	vs. San Diego	(23 att., 113 yds., 4.9 avg., 1 TD)
1987	RB Joe Duke	Week 5	vs. L.A. Raiders	(23 att., 128 yds., 5.6 avg., 2 TDs)
1987	QB John Elway	Week 1	vs. Seattle	(22-32, 68.8%, 338 yds., 4 TDs, 1 INT, 129.9 rtg.)
1986	QB John Elway	Week 13	vs. Cincinnati	(22-34, 64.7%, 228 yds., 3 TDs, 113.4 rtg.)
1986	QB John Elway	Week 8	vs. Seattle	(18-32, 56.3%, 321 yds., 1 TD, 1 INT, 88.2 rtg.)
1984	QB John Elway	Week 10	vs. New England	(26-40, 65%, 315 yds., 3 TDs, 1 INT, 103.6 rtg.)
1984	QB Gary Kubiak	Week 9	at L.A. Raiders	(21-34, 61.8%, 206 yds., 1 TD, 88.6 rtg.)

AFC DEFENSIVE PLAYER OF THE WEEK

(20 Total Winners—Award Initiated by NFL in 1984)

2007	DE Elvis Dumervil	Week 14	vs. Kansas City	(5 tackles, all solo, 3 sacks, -15 yds., 1 FF)
2005	S John Lynch	Week 17	at San Diego	(7 tackles, incl. 5 solo, 2 sacks, -12 yds., 2 FF)
2005	LB Al Wilson	Week 4	at Jacksonville	(6 tackles, incl. 4 solo, 1 sack, -2 yds., 2 FF)
2004	LB D.J. Williams	Week 16	at Tennessee	(7 tackles, incl. 5 solo, 1 INT, 10 yds., 3 PD)
2001	CB Denard Walker	Week 7	vs. New England	(6 tackles, incl. 5 solo, 2 INT, 39 yds., 1 TD)
2001	CB Deltha O'Neal	Week 4	vs. Kansas City	(2 tackles, both solo, 4 INT*, 69 yds., 2 PD; *tied NFL rec.)
2000	CB Terrell Buckley	Week 6	at San Diego	(2 tackles, both solo, 2 INT, 64 yds., 2 PD)
1999	LB Glenn Cadrez	Week 11	vs. Oakland	(11 tackles, incl. 8 solo, 3 sacks, -16 yds.)
1998	CB Darrien Gordon	Week 13	at San Diego	(4 tackles, incl. 3 solo, 2 INT, 34 yds., 1 FR)
1998	CB Ray Crockett	Week 3	at Oakland	(5 tackles, all solo, 2 INT, 105 yds., 80-yd. TD, 2 PD)
1997	LB John Mobley	Week 6	vs. New England	(15 tackles, incl. 12 solo, 1 INT, 13 yds., 1 TD, 1 FR)
1996	DE Alfred Williams	Week 3	vs. Tampa Bay	(3 tackles, all solo, 2 sacks, -14 yds., 2 FF, 1 FR)
1991	S Steve Atwater	Week 3	vs. Seattle	(7 tackles, incl. 6 solo, 1 INT, 1 yd., 1 FR)
1989	NT Greg Kragen	Week 10	at Kansas City	(6 tackles, incl. 5 solo, 1 sack, -9 yds., 1 FF)
1987	LB Karl Mecklenburg	Week 13	vs. New England	(8 tackles, incl. 7 solo, 2 INT, 25 yds.)
1986	CB Mike Harden	Week 9	at L.A. Raiders	(5 tackles, incl. 4 solo, 2 INT, 64 yds., 40-yd. TD, 3 PD)
1986	LB Karl Mecklenburg	Week 4	vs. New England	(11 tackles, incl. 9 solo, 2 sacks, -23 yds.)
1985	LB Karl Mecklenburg	Week 13	at Pittsburgh	(6 tackles, all solo, 4 sacks, -18 yds.)
1985	CB Louis Wright	Week 11	vs. San Diego	(3 tackles, all solo, 1 INT, 16 yds., 60-yd. blocked FG ret. TD in OT)
1984	S Steve Foley	Week 7	vs. Green Bay	(8 tackles, incl. 5 solo, 1 INT, 20 yds., 22-yd. FR for TD)

AFC SPECIAL TEAMS PLAYER OF THE WEEK

(18 Total Winners—Award Initiated by NFL in 1993)

2008	K Matt Prater	Week 5	vs. Tampa Bay	(3-3 FGs, 55/40/27, 1-1 PAT, 10 pts., 4 KO for touchback)
2007	PR Glenn Martinez	Week 11	vs. Tennessee	(2 PR, 80 yds., 40.0 avg., 80-yd. PR for a TD)
2007	K Jason Elam	Week 2	vs. Oakland	(3-4 FGs, 23/20/23, 2-2 PAT, 11 pts.; game-winner in OT)
2005	P Todd Sauerbrun	Week 6	vs. New England	(7 punts, 366 yds., 52.3 avg., 46.9 net., 2 IN20, 66LG)
2004	K Jason Elam	Week 4	at Tampa Bay	(3-3 FGs, 49/50/23, 1-1 PAT, 10 pts.; game-winner)
2004	P/K Micah Knorr	Week 1	vs. Kansas City	(2 punts, 113 yds., 56.5 avg., 43.3 net., 1 IN20, 66LG, 6 KO for touchback)
2003	K Jason Elam	Week 15	vs. Cleveland	(3-3 FGs, 51/36/25, 2-2 PATs, 11 pts.; game-winner in OT)
2001	P Tom Rouen	Week 9	vs. San Diego	(6 punts, 319 yds., 53.2 avg., 52.3 net., 5 IN20, 62LG)
2000	LB Ian Gold	Week 11	vs. Oakland	(blocked a punt and returned it 12 yds. for a TD, 2 tackles)
1999	K Jason Elam	Week 9	at San Diego	(4-4 FGs, 24/41/44/55, 3-3 PATs, 15 pts.)
1998	KR Vaughn Hebronn	Week 16	at Miami	(4 KOR, 158 yds., 39.5 avg., 95-yd. KOR for a TD)
1998	KR Vaughn Hebronn	Week 9	at Cincinnati	(6 KOR, 161 yds., 26.8 avg., blocked a punt)
1998	K Jason Elam	Week 8	vs. Jacksonville	(3-3 FGs, 31/32/63*, 4-4 PATs, 13 pts.; *NFL rec.)
1997	PR Darrien Gordon	Week 11	vs. Carolina	(5 PR, 168 yds., 33.6 avg., 2 PR TDs* in 1st qtr.; *tied NFL rec.)
1995	KR Glyn Milburn	Week 15	vs. Seattle	(404 total yds., 131 rush., 45 rec., 95 PR, 133 KOR; *NFL rec.)
1995	KR Glyn Milburn	Week 12	vs. San Diego	(2 PR, 20 yds., 10.0 avg., 4 KOR, 177 yds., 44.3 avg.)
1994	DE Shane Dronett	Week 14	at Kansas City	(Blocked 37-yd. FG attempt with :02 remaining to forced OT)
1993	RB Reggie Rivers	Week 15	vs. Kansas City	(1 tackle, blocked a punt to set up go-ahead TD in 4th)

RETIRED JERSEY NUMBERS

The Denver Broncos have retired three jersey numbers in their 49-year history: the No. 7 worn by quarterback John Elway (1983-98), the No. 18 worn by quarterback Frank Tripucka (1960-63) and the No. 44 worn by running back Floyd Little (1967-75). The most recent addition was Elway's, retired on Sept. 13, 1999, in a ceremony at halftime of the Broncos' season-opening game vs. Miami.



John Elway

7

John Elway, who wore number 7 from 1983-98, led the Broncos to five Super Bowl appearances and two World Championships and retired ranked second in nearly every all-time NFL passing category. Inducted into the Pro Football Hall of Fame in 2004, he passed for 51,475 yards and 300 touchdowns in his 16-year career and retired as the all-time winningest starting quarterback in NFL history with a career mark of 148-82-1 (.643). Elway was named Most Valuable Player of Super Bowl XXXIII, leading Denver to its second consecutive World Championship with a 34-19 defeat of the Atlanta Falcons, becoming the first player in NFL history to close his career by earning Super Bowl MVP honors in his final game. His image was forged early in his career as he developed a reputation for leading the Broncos to victory against seemingly insurmountable odds. Elway directed the Broncos on an NFL-record 47 fourth-quarter or overtime, game-winning or game-saving drives in his legendary career. Elway was inducted into the Denver Broncos' Ring of Fame in 1999—the first inductee for whom the customary five-year waiting period was waived. *The only other players to wear No. 7 in franchise history were quarterbacks Mickey Slaughter (1963-66) and Craig Morton (1977-82).*



Frank Tripucka

18

Frank Tripucka, who wore number 18 from 1960-63, was Denver's first quarterback and helped lay the foundation for the club's future success. One of the original Broncos, Tripucka played in the American Football League All-Star Game in 1962 and passed for 7,676 yards in his Denver career. His best statistical season came in 1960 when he completed 248-of-478 passes (51.9%) for 3,038 yards with 24 touchdowns. Tripucka's career passing total still ranks sixth in franchise history, and his single-game record of 447 yards at Buffalo on Sept. 15, 1962, remained the franchise record until broken in 2000. He ranks sixth in completions (662) and fifth in attempts (1,277) as well as seventh in touchdown passes (51) in club history while also guiding Denver to its first .500 season with a 7-7 mark in 1962. Tripucka was inducted into the Broncos' Ring of Fame in 1986. *Tripucka is the only player in Broncos history to wear No. 18.*



Floyd Little

44

Floyd Little, who wore number 44 from 1967-75 with the Denver Broncos as well as during his legendary college career at Syracuse, retired as the Broncos' all-time career leader in rushing yards (6,323) and total touchdowns (54). He held both marks until 1998 when they were eclipsed by Terrell Davis, and he was the club's all-time leader in career combined yardage (12,173) until he was passed by Rod Smith in 2006. Little was All-AFL in 1969 and played in two AFL All-Star Games (1968, '69) and three Pro Bowls (1970-71, '73). He still is ranked second in career rushing attempts (1,641) by a Bronco. When Little retired, he ranked seventh in NFL history in career rushing yards. Little joined the Broncos in 1967 as the club's No. 1 draft choice, becoming the first No. 1 pick to sign with the team in its eight-year history. During his career, Little helped the Broncos to their first winning seasons in 1973 and '74 with back-to-back 7-5-2 and 7-6-1 marks, and he retired in 1975 with Denver just two years away from its first Super Bowl appearance. He was inducted into the club's Ring of Fame as part of its inaugural class in 1984. *The only other players to wear No. 44 in franchise history were defensive back Miller Farr in 1965 and halfback Bruce Starling in 1963.*

BRONCOS IN THE PRO FOOTBALL HALL OF FAME




JOHN ELWAY QB **INDUCTED: 2004**

(John Elway's full bio appears on page 560 in the Broncos' Ring of Fame section)

Quarterback **John Elway** was the Broncos' first inductee into the Pro Football Hall of Fame to have spent his entire career with the club, playing a franchise-record 16 seasons (1983-1998). Elected on Jan. 31, 2004, and inducted on Aug. 8, 2004, as a "first-ballot" Hall of Famer, Elway is arguably the best quarterback to have played the game.

A nine-time Pro Bowl choice with the second-most wins (148) among quarterbacks in NFL history, Elway capped his career with back-to-back Super Bowl wins and started in an NFL quarterback-record five Super Bowl games. Elway, who ranks third in NFL history in passing yards, attempts and completions, holds an NFL-record 47 fourth-quarter or overtime game-winning or game-tying drives.



GARY ZIMMERMAN T **INDUCTED: 2008**

(Gary Zimmerman's full bio appears on page 584 in the Broncos' Ring of Fame section)

Tackle **Gary Zimmerman** was the second Pro Football Hall of Fame inductee to have spent a primary portion of his career with the Denver Broncos. Elected on Feb. 2, 2008, and inducted on Aug. 2, 2008, Zimmerman played five seasons in Denver from 1993-97, helping the Broncos win Super Bowl XXXII during the 1997 campaign for the club's first-ever World Championship. One of a handful of players named to two NFL All-Decade Teams (1980s and '90s) and a seven-time Pro Bowl selection who started all 184 career games played, Zimmerman joined the Broncos in a trade from Minnesota on Aug. 24, 1993, after playing his first seven years with the Vikings.


Zimmerman started all 76 career games played with Denver and earned three Pro Bowl selections (1994-96) as a key component of offenses that led the NFL in total yards twice (1996-97) and recorded three consecutive top-5 league rushing rankings (1995-97).



TONY DORSETT RB **INDUCTED: 1994**

Running Back **Tony Dorsett**, though best known for his brilliant 11-year tenure with the Dallas Cowboys, was a Denver Bronco during the 1988 and 1989 seasons. He joined the Broncos in 1988 and went on to lead the club in rushing that season with 703 yards on 181 carries. He spent the 1989 season on injured reserve before his retirement and was inducted into the Pro Football Hall of Fame in 1994.

Dorsett finished his career ranked second on the all-time NFL rushing list with 12,739 yards and now ranks seventh on that list. He captured rookie of the year honors in 1977 with the Cowboys en route to four Pro Bowl selections (1978, 1981-83). His highest rushing total came in 1981 when he ran for 1,646 yards, which marked just one of eight 1,000-yard seasons during his brilliant career. He played at the University of Pittsburgh, where he won the Heisman Trophy in 1976 while leading the school to the national title.



WILLIE BROWN CB **INDUCTED: 1984**

Cornerback **Willie Brown**, inducted into the Pro Football Hall of Fame in 1984, played for the Broncos from 1963-66 and was named All-American Football League in 1964. He intercepted nine passes that season, including a team-record four in one game (vs. New York, 11/15/64), and was named the outstanding back in the AFL All-Star game in January 1965.

The 6-foot-1, 195-pound Brown, who played his college ball at Grambling, joined the Broncos as a free agent in August 1963 and played 50 games in his four seasons with the club. He intercepted 15 passes (195 yds.) as a Bronco while returning three punts for 29 yards (9.7 avg.) and three kickoffs for 70 yards (23.3 avg.). Brown was traded to Oakland in 1967 and played 12 seasons with the Raiders (1967-78). An all-league performer every year from 1968-73 and a four-time Pro Bowler (1970-73), Brown played in 204 games in 16 seasons, intercepting 54 passes and returning two for touchdowns.

Other Pro Football Hall of Fame members with ties to the Denver Broncos:

- **Stan Jones—Inducted 1991:** Honored for his 12-year playing career, he coached Denver's defensive line for 18 years (1967-71, '76-88).
- **Doak Walker—Inducted 1986:** Honored for his six-year playing career, he coached Denver's wide receivers in 1966.
- **Fred Gehrke—Hall of Fame Pioneer Award, 1972:** Sixteen-year team employee and Broncos General Manager from 1977-80. As a Los Angeles Rams halfback in 1948, he painted golden rams' horns on his team's helmets and thus started the trend toward today's colorful, uniquely-decorated helmets worn by all NFL teams.



DENVER BRONCOS RING OF FAME PROFILES

The Denver Broncos Ring of Fame was created in 1984 by team owner Pat Bowlen to honor former players and administrators who played significant roles in the franchise's history.

The Denver Broncos Ring of Fame roster grew to 22 in 2009 when tight end **Shannon Sharpe** (1990-99, 2002-'03) joined the Ring's distinguished membership. Before Sharpe's induction, the most recent additions came in 2007 when running back **Terrell Davis** (1995-2002) was inducted, in 2003 when safety **Steve Atwater** (1989-98) was honored and in 2003 when tackle **Gary Zimmerman** (1993-97) was enshrined.

In 2001, linebacker **Karl Mecklenburg** (1983-94) and safety **Dennis Smith** (1981-94) were named Broncos Ring of Famers. Quarterback **John Elway** (1983-98) was inducted into the Ring of Fame in 1999 in a ceremony held at halftime of the Broncos' season-opening *Monday Night Football* game vs. Miami on Sept. 13, 1999. As testament to the legend he established during his 16-year career, Elway is the only inductee for whom the customary five-year waiting period was waived.

Elway's induction was the first since 1993 when cornerback **Louis Wright** (1975-86) joined the Ring of Fame, a year after linebacker **Tom Jackson** (1973-86) entered the Ring in 1992.

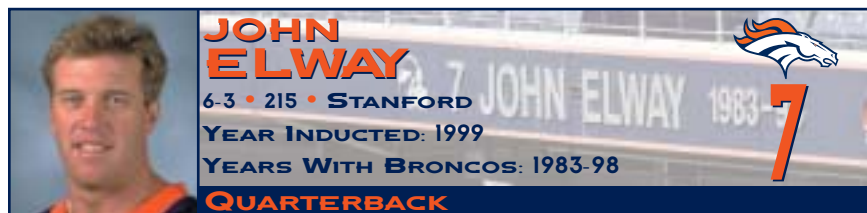
Linebacker **Randy Gradishar** (1974-83) was the only 1989 inductee, following the 1988 inductions of quarterback **Craig Morton** (1977-82), wide receiver **Haven Moses** (1972-81) and kicker **Jim Turner** (1971-79).

Former defensive back **Bill Thompson** (1969-81) was honored in 1987, and three players joined the elite group in 1986: quarterbacks **Frank Tripucka** (1960-63) and **Charley Johnson** (1972-75), and defensive end **Paul Smith** (1968-78).


In 1985, former owner **Gerald H. Phipps** became the first non-player to have his name placed on the Ring.

The Ring of Fame was established in 1984 with an inaugural class of four members: running back **Floyd Little** (1967-75), defensive end **Rich Jackson** (1967-72), wide receiver **Lionel Taylor** (1960-66) and safety **Austin "Goose" Gonsoulin** (1960-66).

The Ring of Fame is displayed on the Level 5 façade of INVESCO Field at Mile High. The following are biographical sketches of each of the 22 Ring of Fame members. *The profiles begin below with Elway's and continue in alphabetical order with Atwater's on page 573.*



CAREER—REGULAR SEASON: John Elway, whose No. 7 jersey was retired on Sept. 13, 1999, in a ceremony at halftime of the Broncos' season opener vs. Miami, capped his brilliant career in 1998 by winning Most Valuable Player honors in Super Bowl XXXIII, leading the Denver Broncos to their second consecutive World Championship. Following his playing career, Elway was inducted into the Pro Football Hall of Fame on Aug. 8, 2004, in a ceremony held at Fawcett Stadium in Canton, Ohio. He wrapped up his stellar career by posting the highest quarterback rating of his career (93.0) in his final campaign. At the close of the 1998 season, Elway ranked second among active NFL players for number of appearances with one team (234) and retired having played in and started more games (231) in more seasons (16) than any player in Denver Broncos history. Elway, who retired as the NFL's all-time winningest starting quarterback (148-82-1; .643) and currently trails only Brett Favre in career victories, was voted to a franchise-record nine Pro Bowl appearances (1986 season, '87, '89, '91, '93, '94, '96, '97 and '98)—tied for the most ever by a quarterback (Favre, Dan Marino, Warren Moon)—and as a starter six times ('87, '89, '93, '96, '97 and '98). He was the NFL's Most Valuable Player in 1987 and AFC Player of the Year in 1993, and he was named AFC Offensive Player of the Week 15 times and AFC Offensive Player of the Month twice. Elway was named the Edge NFL Man of the Year for 1992 and was inducted into the Colorado Sports Hall of Fame in 1999 while also being named to the NFL's All-Decade team for the 1990s (first team). He ranks third behind Favre and Marino in most major NFL career passing categories, including passing yards (51,475), attempts (7,250), completions (4,123) and total offense (54,882). He also figures fifth in total touchdowns (behind Favre, Marino, Fran Tarkenton and Peyton Manning) with 334 (300 passing/33 rushing/1 receiving), fifth in passing touchdowns with 300 and second among NFL quarterbacks in career rushing attempts (774) while figuring sixth in rushing yards (3,407). Elway is the only player in NFL history to pass for more than 3,000 yards and rush for more than 200 yards in the same season for seven consecutive years (1985-91). He generated 4,771 of the 5,806 points (82.2%) scored by the Broncos during his 16-year tenure with the club. Elway ranks No. 1 in NFL history in fourth-quarter, game-winning or game-saving drives with 47 (46-0-1 record) and had 36 career 300-yard passing games in the regular season, third among active quarterbacks at the time of his retirement (Marino, Moon). He also caught three passes in regular-season play for 61 yards, including a touchdown of 23 yards from Steve Sewell in 1986. In 1997, Elway broke his franchise record for consecutive passes without an interception with the streak reaching 189 attempts. For his career, Elway had 19 games in which he completed 70 percent or more of his passes (min. 20 att.) and fashioned a 17-2 record in those games. He started 2,595 drives as a pro and was replaced just 10 times due to injury (.039%).



CAREER—POSTSEASON: Elway played in a franchise-record 22 postseason games (including five Super Bowls) with 21 starts and produced a 14-7 record (9-2 at home, 3-2 on the road and 2-3 at neutral sites). He is the only quarterback ever to start in five Super Bowls and has the NFL's all-time best record as a starting quarterback in Conference Championship Games at 5-1. The other quarterbacks with four Super Bowl starts are Tom Brady, Jim Kelly, Joe Montana, Terry Bradshaw and Roger Staubach. Elway owns or shares 18 Broncos postseason records, including most passing yards, most touchdown passes and most total offense (combined rushing and passing yards). He completed 355-of-651 passes (54.5%) for 4,964 yards with 27 touchdowns and 21 interceptions. He also rushed 94 times for 461 yards (4.9 avg.) with six touchdowns and caught one pass for 23 yards in postseason play. Elway ranks third in NFL postseason history in passing yardage (trailing only Montana-5,772 and Brett Favre-5,311), fourth in pass attempts (Montana-734, Favre-721, Marino-687), fifth in completions (Montana-460, Favre-438, Marino-385, Brady-372) and fifth in passing touchdowns (Montana-45, Favre-39, Marino-32, Bradshaw-30). In Super Bowl play, Elway ranks second in pass attempts (152), fifth in completions (76), third in passing yards (1,128) and tied for second in rushing touchdowns (4) with Franco Harris and Thurman Thomas (Emmitt Smith has 5). Six of Elway's NFL-record 47 fourth-quarter, game-winning or game-saving drives came in the postseason.

1998: Elway was selected to his ninth Pro Bowl (tying Dan Marino and Warren Moon for most by a QB)—his sixth as a starter and his third consecutive selection—while being inducted in the Colorado Sports Hall of Fame with the Class of 1999 after a season in which he played in 13 of the 16 games (12 starts) and showed that he still ranked among the NFL's most dangerous signal-callers. He finished the year completing 210-of-356 passes (59.0%) for 2,806 yards and 22 touchdowns with 10 interceptions. He was sacked 18 times (-135), and his longest completion was a 58-yard toss to Rod Smith in Week 14 (vs. Kansas City, 12/6). Elway also rushed 37 times for 94 yards (2.5) with a long of 16 (at Miami, 12/21) and one touchdown (vs. Dal., 9/13), and caught a 14-yard pass from Smith (vs. Oak., 11/22). Elway ranked second in the AFC (5th NFL) in passer rating (93.0) and first in average gain per attempt (7.88; 4th NFL) while also figuring third in completion percentage (11th NFL), fourth in touchdown passes (9th NFL) and sixth (12th NFL) in passing yards. He was named AFC Offensive Player of the Week and Miller Lite NFL Player of the Week for his 400-yard passing performance Dec. 6 vs. Kansas City, marking the 15th time in his career he has earned the AFC honor chosen by the NFL. Elway started all three playoff games and completed 45 of 86 passes (52.3%) for 691 yards and three touchdowns with one interception and a long of 80 yards (TD), and he was awarded the Pete Rozelle Trophy as Most Valuable Player of Super Bowl XXXIII as the only player ever to win such honors in his final game. Elway's performance, which lifted Denver to its second consecutive title, was his best performance in a league-record five Super Bowl starts. Setting a record by being the oldest quarterback to start a Super Bowl (38 years, 7 mos.), Elway completed 18 of 29 passes (.621) for 336 yards—the fourth-highest total in Super Bowl history (third at the time)—and a touchdown with one interception against the Falcons en route to becoming the first No. 7 in the championship game's history—and the oldest player—to be named MVP. Elway cemented the honor by rushing for a 3-yard touchdown in the 4th quarter to give Denver a 31-6 lead, making Elway the oldest player in Super Bowl history to score a touchdown, adding a year onto the record he set with his rushing touchdown in Super Bowl XXXII. Elway's passing touchdown was perhaps the play of the game, however, as he found Rod Smith deep down the middle of the field in the 2nd quarter for an 80-yard scoring play to put Denver on top 17-3. It tied for the second-longest play from scrimmage in Super Bowl history and was the longest by a Bronco in a Super Bowl.

1997: Elway enjoyed yet another stellar season, quarterbacking the Broncos to the first World Championship in franchise history with a 31-24 win over Green Bay in Super Bowl XXXII. He was voted to his eighth Pro Bowl (fifth as a starter) and was named to the All-AFC team by *Pro Football Weekly* and *Football News* while adding second-team All-Pro honors from *College and Pro Football Newsweekly*. Elway was also the recipient of the NFL Players Association's Mackey Award as the top quarterback in the AFC. For the year, he completed 280-of-502 pass attempts (55.8%) for 3,635 yards and 27 touchdowns with 11 interceptions. The 27 passing touchdowns set a new franchise record, and his 28 total touchdowns (one rushing) were the second-most of his career (30 in 1996). Elway also had 50 carries for 218 rushing yards (4.4 avg.) on the season, posted a quarterback rating of 87.5 (4th-best in the AFC, 7th in the NFL) and was 10th in the AFC in completion percentage. His third-down passer rating of 87.7 ranked third in the AFC (5th NFL) as did his 27 touchdown passes (4th NFL). Elway helped Denver lead the NFL in total offense (second consecutive season) and in scoring offense for the 1997 season. He was named AFC Offensive Player of the Week for Week 10 (Nov. 2) when he moved into second place all-time in passing yardage and eclipsed 50,000 yards in total offense for his career in a win over Seattle. Elway would later be named AFC Offensive Player of the Month for November (92-149, 61.7%, 1,231 yards, 8 TDs, 0 INT) as the Broncos went 4-1, marking his second such award ever (October 1996). Elway started all four postseason games and led the Denver offense on its four-game run to the World Championship, completing 56-of-96 passes (58.3%) for 726 yards and three touchdowns with two interceptions. He was sacked six times (-44) and carried the ball nine times for 25 yards (2.8 avg.) with a long of 10 yards and one touchdown.

1996: Elway put together one of the finest seasons of his phenomenal 14-year career, being voted to his seventh Pro Bowl (third as a starter); named second-team All-Pro by AP, *College & Pro Football Newsweekly* and *Football Digest* and first-team All-AFC by UPI, *Pro Football Weekly* and *Football News*; voted second in the AP NFL Most Valuable Player balloting; voted AFC Player of the Year by the Touchdown Club of Columbus; voted AFC Offensive Player of the Year by the Kansas City 101 Club; named Mackey Award winner for highest quarterback rating in the AFC and AFC MVP by the NFL Players Association. He started 15 of the 16 regular season games and completed 287-of-466 pass attempts (61.6%) for 3,328 yards and 26 touchdowns with 14 interceptions, and he also rushed 50 times for 249 yards (5.0 avg.) with a long of 22 and four touchdowns. His 26 touchdowns tied a career high and franchise record set in 1995. Elway led the AFC in quarterback rating (89.2; 4th NFL), was second in completion percentage (61.6; 5th NFL), third in touchdown passes (26; 4th NFL) and fifth in passing yardage (3,328; 7th NFL), completions (287; 8th

NFL) and attempts (466; 9th NFL). His start at Seattle (9/8) marked the 192nd game he played in his career, most by any player in Broncos franchise history, surpassing Tom Jackson, who played in 191 games from 1973-86. In Denver's AFC Divisional Playoff loss to Jacksonville (1/4/97), Elway started and completed 25-of-38 passes for 226 yards and two touchdowns with a long of 18. He also rushed five times for 30 yards with a long of 19.

1995: Elway started all 16 games, completing 316-of-542 passes (58.3%) for 3,970 yards, a then-career-best 26 touchdowns and 14 interceptions. He threw for more than 300 yards on five occasions, also a career best. It was the 10th time in his 13-year NFL career that he had topped the 3,000-yard mark, joining him with Dan Marino (11) as the only quarterbacks in NFL history to accomplish that feat 10 or more times. He also rushed 40 times for 179 yards (4.5) and one touchdown with a long of 15. He led the AFC (tied for 5th NFL) in passing yards, finished third (8th NFL) in completions and was third (8th NFL) in pass attempts. Meanwhile, his fourth-quarter passer rating of 95.2 ranked third in the AFC and fifth in the NFL.

1994: Elway earned his sixth AFC Pro Bowl berth though he missed two of the final three games (at Los Angeles and vs. New Orleans) due to a strained left knee. He finished the season second in the AFC and fourth in the NFL in passer rating with an 85.7 mark and third in the AFC in passing yards (3,490), attempts (494) and completions (307) along with posting a 2.0 interception percentage. His 62.1 completion percentage was second in the AFC and sixth overall. Elway went over the 3,000-yard passing mark for the ninth time in his career, second only to Dan Marino's 10 times, and went over the 40,000-yard career total offense mark. He rushed for 235 yards (second on the team and his ninth 200-yard season), giving him a season total offense figure of 3,725 in the 14 games he played.

1993: Elway was named AFC Most Valuable Player (NFL Players Association), AFC Offensive Player of the Year (UPI, and the Kansas City 101 Club) and AFC Player of the Year (*Football News*) in 1993. Elway performed at an MVP-pace all year, earning All-AFC (UPI, *Football News*) and second-team All-NFL (AP, *College and Pro Football Newsweekly*, and *Football Digest*), and he was the starting quarterback in the 1994 Pro Bowl (fifth Pro Bowl berth) after a regular season that saw him lead the AFC in all six major quarterback stats categories. Elway's 1993 stats and rankings included a 92.8 rating (first in the AFC, third in the NFL), 551 attempts (first in the NFL), 348 completions (first in the NFL), a 63.2 completion percentage (first in the AFC and third in the NFL), 25 touchdown passes (first in the AFC and second in the NFL) and 4,030 yards (first in the AFC). Elway's 1.8 interception avoidance percentage was fourth in the AFC but stood as the best in Denver history for any quarterback with more than 75 single-season attempts. He also set Denver records for total yards (4,183), completions (348), passing yards (4,030), touchdown passes (25) and completion percentage (that 63.2 mark tied the figure set by Norris Weese in 1978). The 1993 season was Elway's first 4,000-yard campaign and his eighth 3,000-yard season. He also rushed for 153 yards. Elway was named the AFC Offensive Player of the Week twice and was named by his teammates as Denver's offensive MVP.

1992: Elway completed 174-of-316 passes for 2,242 yards with 10 touchdowns and 17 interceptions. He gained 94 yards and scored twice on 34 rushing attempts. He missed games 11 through 14 because of a bruised tendon in his right shoulder suffered while running for a first down against the Giants (11/15). Elway earned two AFC Offensive Player of the Week honors for the year.

1991: Elway completed 242-of-351 passes for 3,253 yards, a total that ranked sixth in the AFC and ninth in the NFL, as he was voted to his fourth career Pro Bowl berth. He threw 12 touchdown passes and tied a career best with just 12 interceptions. He had 36 pass completions of 20+ yards, nine of 40+, five of 50+, and four of 60+. Elway was third on the team with 258 yards rushing, and his six touchdowns led the team and set a new career single-season high. He was bothered throughout the second half of the season by a shoulder problem that was corrected by arthroscopic surgery in the 1992 offseason. Elway started both of Denver's playoff contests, completing 30-of-54 passes (55.6%) for 378 yards with one touchdown and two interceptions. He also rushed 10 times for 49 yards (4.9 avg.). Elway completed 11-of-21 passes for 121 yards with one interception before leaving the AFC Championship Game in the fourth quarter with a thigh injury.

1990: Elway completed 294-of-502 passes (a 58.6 completion percentage that stood as the highest over the first 10 years of his career) for 3,526 yards, 15 touchdowns, and 14 interceptions. He gained 258 yards on 50 rushing attempts and scored three touchdowns on the ground.

1989: Elway led Denver to its third AFC Championship in four years and earned his third career Pro Bowl invitation. He completed 223-of-416 passes for 3,051 yards with 18 touchdowns and 18 interceptions, and he rushed for 244 yards on 48 carries, scoring three times. Elway started all three Denver playoff games, including Super Bowl XXIV vs. San Francisco, and completed 42-of-82 passes (51.2%) for 732 yards with four touchdowns and three interceptions while also rushing for 91 yards on 16 carries (5.7 avg.) with a long of 32 yards and one touchdown.

1988: Elway threw for 3,309 yards and rushed for 234 yards despite being bothered for most of the season by several nagging injuries. He was voted by teammates as Denver's most valuable offensive player for the fourth consecutive year, sharing the award with running back Sammy Winder, following a campaign in which he completed 274-of-496 passes while throwing 17 touchdowns and 19 interceptions to earn his second consecutive Pro Bowl invitation.

1987: Elway was named the NFL's Most Valuable Player (AP) and the AFC's starting quarterback in the Pro Bowl after turning in a tremendous season in 1987, a year in which he became the first AFC signal-caller since Terry Bradshaw (1978-79) to lead his team to consecutive conference crowns. Elway was named All-NFL (*The Sporting News*, NEA, AP-second team) and All-AFC (UPI, *Pro Football Weekly*, *The Football News*) in addition to being tabbed as the AFC MVP (NFLPA), AFC Player of the Year (*The Football News*), AFC Offensive Player of the Year (UPI, Kansas City 101 Club) and Colorado Pro Athlete of the Year (Colorado Sports Hall of Fame) as well as earning his second Pro Bowl invitation. He was voted the Broncos' offensive MVP for a regular season performance in which he completed 224-

of-410 passes for 3,198 yards, an average of 267 yards per game, with 19 touchdown passes. He led all AFC quarterbacks in rushing for the fourth consecutive season and was second on the team with a career-high 304 yards, scoring four times. Elway started all three of Denver's playoff contests, including Super Bowl XXII vs. Washington, and completed 42-of-89 passes (47.2%) for 797 yards and six touchdowns with five interceptions while also rushing 18 times for 76 yards (4.2) with a long of 21 and one touchdown. His 56-yard scoring strike to Ricky Nattiel on Denver's first play from scrimmage provided the earliest touchdown in Super Bowl history (elapsed time of 1:57).

1986: Elway led the Broncos to their first AFC Championship in nine seasons while earning his first Pro Bowl berth. He was honored with the Seattle Gold Helmet Award (Professional Football Player of the Year) and received the King of the Hill award from the Colorado Sports Hall of Fame in addition to being named honorable mention All-NFL (AP) and All-AFC (UPI-second team). Along with his 18 touchdown passes that year, Elway also scored on an 11-yard run and a 23-yard pass reception from Steve Sewell that was the longest touchdown catch by a full-time starting quarterback in NFL history. For the year, he completed 280-of-504 passes (55.6%) for 3,485 yards with 19 touchdowns and 13 interceptions while also rushing 52 times for 257 yards (4.9 avg.) with a long of 24 yards and one touchdown. In the postseason, he added 805 more yards on 57-of-107 passing (53.3%) with three touchdowns and four interceptions while rushing 15 times for 101 yards (6.7 avg.) with a long of 34 yards and two touchdowns. Elway directed one of the greatest drives in NFL postseason history in pacing Denver to a 23-20 overtime win over Cleveland for the AFC title. Against the Browns, he completed 22-of-38 passes for 244 yards and one touchdown, which came on a 5-yard strike to Mark Jackson that capped a 15-play, 98-yard drive that tied the game at the end of regulation. In overtime, Elway drove the team 60 yards in nine plays to set up the winning field goal.

1985: Elway took some spectacular steps forward in 1985 as he re-wrote the Denver record book. Elway set Broncos single-season records for attempts (605, which led the NFL and fell just four passes short of the NFL record of 609 held by Dan Fouts), completions (327, second in the NFL), passing yards (3,891, second in the NFL), total rushing and passing plays (656, first in the NFL) and total offense (4,414, also first in the league).

1984: Elway led the Broncos to a 12-2 record in his 14 regular-season starts in 1984. He completed 214-of-380 passes for 2,598 yards with 18 touchdowns and 15 interceptions. Not only was his passing a factor in his leadership of the offense, but he finished third on the team in rushing with 237 yards.

1983: Elway started 10 games as a rookie, opening the first five contests before being replaced by Steve DeBerg and adding five more starts after DeBerg was injured. While Elway did not have impressive stats as a rookie, finishing 14th among AFC players in passing yards, he carried a tremendous emotional burden having come to the NFL as the most publicized college prospect since Joe Namath in 1965. Elway was the first player chosen in the 1983 draft and joined the Broncos in a trade with Baltimore on May 2. The Broncos, in return, gave the Colts quarterback Mark Herrmann, the rights to offensive lineman Chris Hinton and a first-round pick in the 1984 Draft (G Ron Solt). Elway also was chosen by the Oakland Invaders in the 1983 USFL territorial draft. Elway finished the year completing 123-of-259 passes for 1,663 yards with seven touchdowns and 14 interceptions in 11 games (10 starts).

COLLEGE: Elway concluded his college career at Stanford University with five major NCAA Division I-A records and nine major Pacific-10 Conference marks. He completed 62.1 percent of his career passes (774-of-1,243, both NCAA highs) for 9,349 yards with 77 touchdowns while setting an NCAA record for the lowest percentage of passes intercepted in a career (3.13 percent). As a senior, Elway was a consensus All-American and finished second in Heisman Trophy balloting while setting virtually every Pac-10 and Stanford career record for total offense and passing. A two-sport star, he played baseball for the New York Yankees' Oneonta (N.Y.) single-A farm club in 1982, hitting for a .318 average and posting a team-high 25 RBI in 42 games. Elway, who batted left-handed and threw right-handed, was the Yankees' first selection in the 1981 summer draft (June 8). He hit .349 with nine homers and 50 RBI in 49 games in his final college baseball season as a sophomore. Elway earned a bachelor's degree in economics from Stanford.

PERSONAL: Elway officially announced his retirement from the Denver Broncos on May 2, 1999, in a press conference at the Inverness Hotel and Golf Club in suburban Denver. He is now President and Chief Executive Officer of the Colorado Crush of the Arena Football League, a franchise that he co-owns with Pat Bowlen and Stan Kroenke. The team was formed in June 2002 and began play in 2003. On June 12, 2005, the Crush defeated the Georgia Force 51-48 to capture ArenaBowl XIX. In addition to the considerable time he has spent on the football field and with his various business endeavors, John has poured a great deal of energy into The Elway Foundation—an organization that contributes funds and resources to the prevention and treatment of child abuse. He owned and operated seven automobile franchises in the Denver area until selling them in late 1997 and was associated with 17 John Elway AutoNation dealerships in the Denver area. A native of Port Angeles, Wash., Elway was the most highly recruited prep athlete in the nation in 1979 and was listed on *Parade*, *Scholastic Coach*, *Football News* and National Coaches Association All-America teams. He had an unparalleled football and baseball career at Granada Hills High School, where he completed 129-of-200 passes for 1,837 yards with 19 touchdowns as a senior while leading the baseball team to the Los Angeles City championship with a .491 batting average and a 4-2 pitching record. He completed 60 percent of his high school passes for 5,711 yards and 49 touchdowns. The football field at Granada Hills High School was re-named in Elway's honor in a ceremony on June 5, 1998. The Kansas City Royals selected him in the 18th round of the 1979 summer draft (June 5) although he already had signed a national letter of intent with Stanford. John's late father, Jack, coached his son in the East-West Shrine contest in which John earned Offensive MVP laurels. Jack, who passed away in 2001, retired from the Broncos in 2000 after seven years with the club, the last five as the Director of Pro Scouting. John has four children: daughters Jessica Gwen (23), Jordan Marie (22) and Juliana (18), and a son, Jack (19).

ELWAY'S REGULAR SEASON RECORD

Year	Club	PASSING													
		G	S	Att.	Comp.	Pct.	Yds.	TD	%	Int.	%	LG	Sack	Yds.	Rtg.
1983	Denver	11	10	259	123	47.5	1,663	7	2.7	14	5.4	49t	28	218	54.9
1984	Denver	15	14	380	214	56.3	2,598	18	4.7	15	3.9	73	24	158	76.8
1985	Denver	16	16	605	327	54.0	3,891	22	3.6	23	3.8	65t	38	307	70.0
1986	Denver	16	16	504	280	55.6	3,485	19	3.8	13	2.6	53	32	233	79.0
1987	Denver	12	12	410	224	54.6	3,198	19	4.6	12	2.9	72t	20	138	83.4
1988	Denver	15	15	496	274	55.2	3,309	17	3.4	19	3.8	86	30	237	71.3
1989	Denver	15	15	416	223	53.6	3,051	18	4.3	18	4.3	69	35	298	73.7
1990	Denver	16	16	502	294	58.6	3,526	15	3.0	14	2.9	66	43	311	78.5
1991	Denver	16	16	451	242	53.7	3,253	13	2.9	12	2.7	71	45	305	68.3
1992	Denver	12	12	316	174	55.1	2,242	10	3.2	17	5.4	80t	36	272	65.7
1993	Denver	16	16	551	348	63.2	4,030	25	4.5	10	1.8	63	39	293	92.8
1994	Denver	14	14	494	307	62.1	3,490	16	3.2	10	2.0	63	46	303	85.7
1995	Denver	16	16	542	316	58.3	3,970	26	4.8	14	2.6	62t	22	180	86.3
1996	Denver	15	15	466	287	61.6	3,328	26	5.6	14	3.0	51	26	194	89.2
1997	Denver	16	16	502	280	55.8	3,635	27	5.4	11	2.2	78	34	203	87.5
1998	Denver	13	12	356	210	59.0	2,806	22	6.2	10	2.8	58	18	135	93.0
CAREER TOTALS		234	231	7,250	4,123	56.9	51,475	300	4.1	226	3.1	86	516	3,785	79.8

Year	Club	RUSHING					SCORING					
		Att.	Yds.	Avg.	LG	TD	TD	TDr	TDp	TDrt	2pt.	Pts.
1983	Denver	28	146	5.2	23	1	1	1	0	0	—	6
1984	Denver	56	237	4.2	21	1	1	1	0	0	—	6
1985	Denver	51	253	5.1	22	0	0	0	0	0	—	0
1986	Denver	52	257	4.9	24	1	2	1	1	0	—	12
1987	Denver	66	304	4.6	29	4	4	4	0	0	—	24
1988	Denver	54	234	4.3	26	1	1	1	0	0	—	6
1989	Denver	48	244	5.1	31	3	3	3	0	0	—	18
1990	Denver	50	258	5.2	21	3	3	3	0	0	—	18
1991	Denver	55	255	4.6	17t	6	6	6	0	0	—	36
1992	Denver	34	94	2.8	9	2	2	2	0	0	—	12
1993	Denver	44	153	3.5	18	0	0	0	0	0	—	0
1994	Denver	58	235	4.1	22	4	4	4	0	0	0	24
1995	Denver	41	176	4.3	25	1	1	1	0	0	1	8
1996	Denver	50	249	5.0	22	4	4	4	0	0	0	24
1997	Denver	50	218	4.4	23	1	1	1	0	0	0	6
1998	Denver	37	94	2.5	16	1	1	1	0	0	0	6
CAREER TOTALS		774	3,407	4.4	31	33	34	33	1	0	1	206

ELWAY'S POSTSEASON RECORD

Year	Club	PASSING													
		G	S	Att.	Comp.	Pct.	Yds.	TD	%	Int.	%	LG	Sack	Yds.	Rtg.
1983	Denver	1	0	15	10	66.7	123	0	0.0	1	6.7	31	0	0	63.9
1984	Denver	1	1	37	19	51.3	184	2	5.4	2	5.4	21	4	37	77.7
1986	Denver	3	3	107	57	53.3	805	3	2.8	4	3.7	54	6	49	64.9
1987	Denver	3	3	89	42	47.2	797	6	6.7	5	5.6	80t	8	79	77.7
1989	Denver	3	3	82	42	51.2	732	4	4.9	3	3.7	70t	6	51	82.8
1991	Denver	2	2	54	30	55.6	378	1	1.9	2	3.7	44	3	24	68.5
1993	Denver	1	1	47	29	61.7	302	3	6.4	1	2.1	25	1	5	99.3
1996	Denver	1	1	38	25	65.8	226	2	5.3	0	0.0	18t	1	1	99.2
1997	Denver	4	4	96	56	58.3	726	3	3.1	2	2.1	43t	6	44	89.9
1998	Denver	3	3	86	45	52.3	691	3	3.5	1	1.2	80t	4	28	85.9
CAREER TOTALS		22	21	651	355	54.5	4,964	27	4.1	21	3.2	80t	39	318	79.7

Year	Club	RUSHING					SCORING					
		Att.	Yds.	Avg.	LG	TD	TD	TDr	TDp	TDrt	2pt.	Pts.
1983	Denver	3	16	5.3	11	0	0	0	0	0	—	0
1984	Denver	4	16	4.0	13	0	0	0	0	0	—	0
1986	Denver	15	101	6.7	34	2	2	2	0	0	—	12
1987	Denver	18	76	4.2	21	1	1	1	0	0	—	6
1989	Denver	16	91	5.7	32	1	1	1	0	0	—	6
1991	Denver	10	49	4.9	15	0	0	0	0	0	—	0
1993	Denver	5	23	4.6	6	0	0	0	0	0	—	0
1996	Denver	5	30	6.0	19	0	0	0	0	0	0	0
1997	Denver	9	25	2.8	10	1	1	1	0	0	0	6
1998	Denver	9	34	3.8	11	1	1	1	0	0	0	6
CAREER TOTALS		94	461	4.9	34	6	6	6	0	0	0	36

ADDITIONAL STATISTICS: Fumbled six times and recovered three fumbles for minus one yard in 1983; fumbled 14 times and recovered seven fumbles, 1984; fumbled seven times and recovered three fumbles, 1985; fumbled seven times and recovered one fumble for minus four yards, caught one pass for 23 yards and a touchdown, 1986; fumbled twice, punted once for 31 yards, 1987; fumbled seven times, recovered five fumbles, punted three times for 117 yards, 1988; fumbled nine times, recovered two fumbles, and punted once for 34 yards; fumbled eight times, recovered one fumble, punted once for 37 yards, 1990; fumbled 11 times, recovered two fumbles, and caught a 24-yard pass, 1991; fumbled 12 times, recovered one fumble, 1992; fumbled 13 times, recovered nine fumbles for minus three yards, 1993; fumbled 11 times, recovered two for minus five yards, 1994; fumbled nine times, recovered one fumble, 1995; fumbled six times, recovered two fumbles, 1996; fumbled nine times, 1997; fumbled seven times, recovered two fumbles and caught one pass for 14 yards (from Rod Smith), 1998. Receiving Totals: 3-61 (20.3), with a long of 24.

ELWAY'S SINGLE-GAME HIGHS

(Postseason in Parentheses)
Pass attempts — 59 at Green Bay, 10/10/93 (47 at L.A. Raiders, 1/9/94). **Pass completions** — 36 vs. San Diego, 9/4/94 (29 at L.A. Raiders, 1/9/94). **Yards passing** — 432 at Seattle, 12/20/85 (385 vs. Cleveland, 1/14/90). **Completion percentage** — .916 (11 of 12) at L.A. Raiders (.667 vs. Jacksonville [16 of 24], 12/27/97 and at Seattle [10 of 15], 12/24/83). **Touchdown passes** — 5 vs. Minnesota, 11/18/84 (3 at L.A. Raiders, 1/9/94, vs. Cleveland, 1/14/90 and vs. Cleveland, 1/17/88). **Interceptions** — 5 vs. Kansas City 12/14/85 (3 vs. Washington, 1/31/88). **Longest pass completion** — 80t to Marshall vs. N.Y. Jets, 11/8/92 (80t to R. Smith vs. Atlanta, 1/31/99 and to M. Jackson vs. Cleveland, 1/17/88). **Rushing attempts** — 11 vs. Kansas City, 12/18/87 (11 vs. Cleveland, 1/17/88). **Rushing yards** — 70 at Oakland, 11/4/96 (56 at Cleveland, 1/11/86). **Rushing touchdowns** — 2 vs. Detroit, 11/1/87 and Cincinnati, 9/1/91 (1, six times). **Longest run** — 31 at Buffalo, 9/18/89 (34 at Cleveland, 1/11/87). **Combined rushing and passing yards** — 432 (0 rush, 432 pass) at Seattle, 12/20/85 (424 [39 rush, 385 pass] vs. Cleveland, 1/14/90).

JOHN ELWAY'S 300-YARD PASSING GAMES (40; INCLUDES 4 POSTSEASON)

Opponent (Date)	(Denver victories asterisked)												
	Att.	Comp.	Yds.	Pct.	TD	INT	S/Yds.	Att.	Yds.	Avg.	LG	TD	Notes
vs Baltimore* (12/11/83)	44	23	345	.523	3	0	5/38	2	23	7.7	14	0	
vs New England* (11/4/84)	40	26	315	.650	3	1	3/24	4	3	0.8	4	0	
vs New Orleans* (9/15/85)	43	28	353	.651	4	1	3/26	3	2	0.7	4	0	
vs Kansas City* (12/14/85)	37	22	301	.595	1	5	0/0	6	4	0.7	3	0	
at Seattle* (12/20/85)	42	24	432	.571	1	0	5/47	0	0	0.0	0	0	
vs Seattle* (10/26/86)	32	18	321	.563	1	1	0/0	7	-6	-0.9	7	0	
at NY Giants (11/26/86)	47	29	336	.617	0	2	2/11	8	51	6.4	13	0	
vs NY Giants (1/25/87)	37	22	304	.595	1	1	3/26	6	27	4.5	10	1	Super Bowl XXI
vs Seattle* (9/13/87)	32	22	338	.688	4	1	0/0	4	16	4.0	7	0	
vs Chicago* (11/16/87)	40	21	341	.525	3	2	0/0	5	35	7.0	19	0	
at San Diego* (11/29/87)	32	21	347	.656	3	1	0/0	6	40	6.7	29	0	
at Seattle (12/13/87)	42	21	335	.500	1	2	4/20	3	12	4.0	5	0	
at LA Raiders (12/4/88)	49	29	324	.592	2	3	3/27	2	13	6.5	7	0	
at Seattle* (10/22/89)	35	18	344	.514	2	0	4/28	3	3	1.0	3	0	
vs Cleveland* (1/14/90)	36	20	385	.556	3	0	1/8	5	39	7.8	25	0	AFC Championship
at Indianapolis* (10/21/90)	30	21	317	.700	2	0	3/24	3	3	1.0	5	0	
at Kansas City (12/9/90)	36	24	328	.667	2	1	5/28	1	12	12.0	12	0	
at Houston (10/6/91)	42	24	301	.571	2	1	5/54	1	10	10.0	10	0	
vs. Kansas City* (10/4/92)	38	23	311	.605	2	0	5/32	4	8	2.0	6	0	
at Kansas City (9/20/93)	45	28	300	.622	1	1	0/0	1	0	0.0	0	0	
at Green Bay (10/10/93)	59	33	367	.559	1	1	4/34	5	27	5.4	11	0	
at LA Raiders (1/2/94)	36	25	361	.694	3	0	0/0	2	21	10.5	18	0	
at LA Raiders (1/9/94)	47	29	302	.617	3	1	1/5	5	23	4.6	6	0	AFC Wild Card
vs. San Diego (9/4/94)	46	36	371	.783	3	2	4/30	1	1	1.0	1	0	
at N.Y. Jets (9/11/94)	42	29	319	.690	1	1	1/3	1	2	2.0	2	0	
vs. Cleveland* (10/30/94)	41	30	349	.732	2	0	1/6	2	14	7.0	12	0	
vs. Atlanta* (11/20/94)	42	27	382	.643	2	1	5/46	6	17	2.8	11	1	
vs. Buffalo* (9/3/95)	41	22	317	.537	0	1	2/18	4	29	7.3	15	0	
vs. Washington* (9/17/95)	47	30	327	.638	2	0	1/9	6	22	3.7	11	0	
vs. Oakland* (10/16/95)	46	23	324	.500	2	0	2/20	3	29	9.7	14	0	
at Houston (11/26/95)	41	27	332	.659	2	2	0/0	0	0	0.0	0	0	
at Oakland* (12/24/95)	41	24	320	.585	2	1	2/13	4	10	2.5	4	0	
at Cincinnati* (9/29/96)	37	23	335	.626	2	1	5/47	2	-1	-0.5	-1	0	
vs. San Diego* (10/6/													

JOHN ELWAY POSTSEASON GAME-BY-GAME

(Denver victories asterisked)

Opponent (Date)	S/P	Att.	Comp.	Yds.	Pct.	TD	INT	S/Yds.	Att.	Yds.	Avg.	LG	TD	Notes
at Seattle (12/24/83)	P	15	10	123	.667	0	1	0/0	3	16	5.3	11	0	AFC Wild Card
vs Pittsburgh (12/30/84)	S	37	19	184	.513	2	2	4/37	4	16	4.0	13	0	AFC Div. Playoff
vs New Eng.* (1/4/87)	S	32	13	257	.406	1	2	1/4	5	18	3.6	22	1	AFC Div. Playoff
at Cleveland* (1/11/87)	S	38	22	244	.579	1	1	2/19	4	56	14.0	34	0	AFC Championship
vs NY Giants (1/25/87)	S	37	22	304	.595	1	1	3/26	6	27	4.5	10	1	Super Bowl XXI
vs Houston* (1/10/88)	S	25	14	259	.560	2	1	1/4	4	8	2.0	4	1	AFC Div. Playoff
vs Cleveland* (1/17/88)	S	26	14	281	.538	3	1	2/25	11	36	3.3	11	0	AFC Championship
vs Washington (1/31/88)	S	38	14	257	.368	1	3	5/50	3	32	10.7	21	0	Super Bowl XXII
vs. Pittsburgh* (1/7/90)	S	20	12	239	.600	1	1	1/13	7	44	6.3	32	0	AFC Div. Playoff
vs. Cleveland* (1/14/90)	S	36	20	385	.556	3	0	1/8	5	39	7.8	25	0	AFC Championship
vs. San Fran. (1/28/90)	S	26	10	108	.385	0	2	4/30	4	8	2.0	3	1	Super Bowl XXIV
vs. Houston* (1/4/92)	S	33	19	257	.576	1	1	0/0	6	39	6.5	15	0	AFC Div. Playoff
at Buffalo (1/12/92)	S	21	11	121	.524	0	1	3/24	4	10	2.5	7	0	AFC Championship
at LA Raiders (1/9/94)	S	47	29	302	.617	3	1	1/5	5	23	4.6	6	0	AFC Wild Card
vs. Jacksonville (1/4/97)	S	38	25	226	.658	2	0	1/1	5	30	6.0	19	0	AFC Div. Playoff
vs. Jacksonville* (12/27/97)	S	24	16	223	.667	1	0	3/22	1	0	0.0	0	0	AFC Wild Card
at Kansas City* (1/4/98)	S	19	10	170	.526	0	0	1/7	1	-1	-1.0	-1	0	AFC Div. Playoff
at Pittsburgh* (1/11/98)	S	31	18	210	.581	2	1	2/15	2	9	4.5	10	0	AFC Championship
vs. Green Bay* (1/25/98)	S	22	12	123	.545	0	1	0/0	5	17	3.4	10	1	Super Bowl XXXII
vs. Miami* (1/9/99)	S	23	14	182	.609	1	0	1/8	3	19	6.3	11	0	AFC Div. Playoff
vs. New York Jets* (1/17/99)	S	34	13	173	.382	1	0	3/20	3	13	4.3	9	0	AFC Championship
vs. Atlanta* (1/31/99)	S	29	18	336	.621	1	1	0/0	3	2	0.7	3t	1	Super Bowl XXXIII
PLAYOFF TOTALS		22/21	651	355	4,964	.545	27	21	39/318	94	461	4.9	34	6

JOHN ELWAY'S TOUCHDOWN TARGETS

REGULAR SEASON (300 TDs, 41 DIFFERENT PLAYERS)

- 42 — Shannon Sharpe
- 35 — Vance Johnson
- 23 — Ed McCaffrey
- 21 — Mark Jackson, Anthony Miller
- 19 — Rod Smith
- 16 — Steve Watson
- 10 — Steve Sewell
- 9 — Butch Johnson
- 8 — Clarence Kay, Clint Sampson, Michael Young
- 7 — Gene Lang, Sammy Winder
- 6 — Glyn Milburn, Ricky Nattiel
- 5 — Derek Russell, Gerald Willhite
- 4 — Terrell Davis, Orson Mobley, Mike Pritchard
- 3 — Jerry Evans, Willie Green, Reggie Johnson, Arthur Marshall
- 2 — Melvin Bratton, Aaron Craver, Rick Massie, Jim Wright
- 1 — Ray Alexander, Jeff Campbell, Dwayne Carswell, Howard Griffith, Bobby Humphrey, Jesse Myles, Rick Parros, Reggie Rivers, Mike Sherrard, Detron Smith, Dave Studdard, Cedric Tillman

POSTSEASON (27 TDs, 15 DIFFERENT PLAYERS)

- 4 — Vance Johnson
- 3 — Rod Smith
- 2 — Howard Griffith, Mark Jackson, Clarence Kay, Ed McCaffrey, Ricky Nattiel, Shannon Sharpe, Sammy Winder
- 1 — Reggie Johnson, Orson Mobley, Derek Russell, Steve Watson, James Wright, Michael Young

JOHN ELWAY'S CAREER DRIVE ENGINEERING

Season	Drives		Drives Ended by							Points Yielded	Points/Drive	Quarterback Drive Efficiency*		
	Started	TD	FG	FGA	PNT	DWN	TRN	SAF	CLK				RPL	
1983	108	11	8	1	52	4	23	0	7	2	101	0.94	17.6%	20.2%
1984	162 #	29	16	5	70	1	26	0	15	1	248	1.53	27.8%	34.2%
1985	215	42	23	15	92	4	29	0	9	1	360	1.67	30.2%	39.0%
1986	187	38	20	8	81	2	23	2	13	0	325	1.74	31.0%	37.9%
1987	139	34	17	7	47	4	21	0	9	0	289	2.08	36.7%	44.6%
1988	171	30	20	12	63	5	29	1	11	0	270	1.58	29.2%	38.8%
1989	163	32	24	5	66	4	25	0	7	0	296	1.81	34.3%	39.1%
1990	169	34	22	9	59	4	29	0	11	1	302	1.79	33.1%	41.4%
1991	176	29	26	9	73	6	21	0	11	1	280	1.59	31.3%	39.0%
1992	132	18	15	4	59	2	26	0	8	0	171	1.30	25.0%	29.8%
1993	185	41	26	9	66	7	21	1	14	0	364	1.97	36.2%	44.4%
1994	160	31	25	7	57	8	22	0	10	0	290	1.81	35.0%	39.2%
1995	167	40	29	7	50	5	28	0	8	0	368	2.20	41.3%	45.4%
1996	158	45	18	6	53	2	22	0	10	2	372	2.35	39.9%	45.0%
1997	180	44	28	11	59	6	20	0	12	0	395	2.19	40.0%	49.4%
1998	136	40	15	4	45	3	15	0	12	2	323	2.38	40.4%	48.4%
TOTALS	2,608	538	332	119	992	67	380	4	167	10	4,754	1.82	33.4%	40.7%

(*—the second number is the percentage the quarterback has put his team in position to score, allowing for missed field goal and subtracting those drives ended by the clock and replaced due to injury. #—drives for 1984 add to one more than drives started because Elway replaced Kubiak on one drive.)

DRIVE-ENGINEERING NOTES:

- For his career, Elway directed Denver to scores in better than 3 in 10 drives. When you adjust the figure as previously stated, the figures work to just over 40 in 100.
- In 2,608 career drives started, he was replaced only 10 times due to injury (based on if a replacement QB earned at least one first down on the drive; that's 0.383 percent, or 3.83 in 1,000).
- As far as drive efficiency is concerned, Elway had his best seasons in 1995 and '98.

JOHN ELWAY'S FOURTH-QUARTER HEROICS

For his career (1983-98), John Elway engineered 47 fourth-quarter or overtime, game-saving or game-winning drives for the Broncos, and the team had a record of 46-0-1 in those contests. Those games include:

- 40 fourth-quarter or overtime, game-winning drives (marked below with an asterisk). The Broncos scored the winning points 23 times with fewer than three minutes remaining, 21 times under two minutes and 13 times with less than a minute left.
- Seven fourth-quarter, game-tying drives. Denver went on to win six of those contests in regulation or overtime, and one game ended in a tie. The Broncos won in regulation vs. New England (11/4/84) and at Seattle (12/20/85). In overtime, Elway directed the game-winning drive in the AFC Championship Game at Cleveland (11/17/87) while the defense and special teams set up overtime wins vs. San Diego (11/17/85), at San Francisco (10/9/88) and at Seattle (10/22/89). The game at Green Bay (9/20/87) ended in a tie.

JOHN ELWAY'S FOURTH-QUARTER HEROICS — GAME-BY-GAME

- ***Dec. 11, 1983, vs. Baltimore** — Throws three fourth-quarter TD passes, the last a 26-yarder to Gerald Willhite with 0:44 left in 21-19 win.
- Nov. 4, 1984, vs. New England** — Directs 8-play, 78-yard drive for seven-yard TD pass to Butch Johnson with 4:03 left to tie score at 19-19; Dennis Smith returns a fumble 64 yards for TD with 1:45 left in a 26-19 win.
- ***Nov. 11, 1984, at San Diego** — Directs 10-play, 77-yard drive for Sammy Winder one-yard TD run with 0:38 left in 16-13 win.
- ***Dec. 9, 1984, vs. San Diego** — Directs 12-play, 40-yard drive for Rich Karlis field goal with 2:08 left in 16-13 win.
- ***Sept. 22, 1985, at Atlanta** — Directs three scoring drives (two TDs, one FG) in fourth quarter, erasing 28-27 deficit, in 44-28 win.
- ***Nov. 11, 1985, vs. San Francisco** — Directs 9-play, 63-yard drive for Rich Karlis 24-yard field goal with 1:27 left in 17-16 win.
- Nov. 17, 1985, vs. San Diego** — Directs 7-play, 48-yard drive for Rich Karlis 34-yard field goal with 0:05 left to tie San Diego; Denver wins 30-24 on Louis Wright's 60-yard TD return of a blocked field goal in OT.
- ***Dec. 1, 1985, at Pittsburgh** — Directs 7-play, 58-yard drive for Steve Sewell two-yard TD run with 1:45 left, taking a 24-23 lead; Mike Harden returns an interception 42 yards for a score for 31-23 win.
- ***Dec. 14, 1985, vs. Kansas City** — Directs 8-play, 59-yard drive for Sammy Winder one-yard TD run with 0:22 left in 14-13 win.
- Dec. 20, 1985, at Seattle** — Directs 8-play, 80-yard drive for Steve Sewell one-yard run to tie game at 24-24 with 2:35 remaining; then passes for 27 yards to start a five-play, 34-yard drive (Gary Kubiak takes over when Elway is injured) for a Rich Karlis 43-yard field goal with 0:55 remaining in 27-24 win.
- ***Sept. 7, 1986, vs. L.A. Raiders** — Directs 9-play, 39-yard drive for seven-yard pass to Gene Lang with 5:11 left in 38-36 win.
- Jan. 11, 1987, at Cleveland (AFC Championship Game)** — Directs 15-play, 98-yard drive for five-yard TD pass to Mark Jackson with 0:39 left to tie game 20-20; in Denver's first OT possession, directs 60-yard drive for Rich Karlis 33-yard FG in 23-20 win.
- Sept. 20, 1987, at Green Bay** — Directs 18-play, 80-yard drive for Steve Sewell one-yard run with 5:53 remaining to tie game at 17-17; game ends in an overtime tie.
- ***Nov. 16, 1987, vs. Chicago** — Directs 8-play, 61-yard drive for Steve Sewell four-yard TD run with 4:58 left in 31-29 win.
- ***Dec. 6, 1987, vs. New England** — Directs 6-play, 74-yard drive for two-yard TD pass to Mark Jackson with 12:41 left for 24-20 lead; Mark Haynes later returns an interception for 14 yards and a score in 31-20 win.
- ***Jan. 17, 1988, vs. Cleveland (AFC Championship Game)** — Directs 5-play, 75-yard drive for 20-yard TD pass to Sammy Winder with 4:01 left for 38-31 lead; after safety and Ernest Byner fumble, Denver wins 38-33.
- Oct. 9, 1988, at San Francisco** — Directs 9-play, 58-yard drive for eight-yard TD pass to Vance Johnson with 8:37 left to tie game 13-13; Broncos win in overtime when Steve Wilson's interception sets up Rich Karlis 22-yard field goal 8:11 into overtime.
- ***Oct. 8, 1989, vs. San Diego** — Directs 11-play, 74-yard drive for Bobby Humphrey 17-yard TD run with 1:03 left in 16-10 win.
- Oct. 22, 1989, at Seattle** — Throws 54-yard TD pass to Vance Johnson with 2:19 left (only play of drive) to tie game 21-21; Dennis Smith interception sets up David Treadwell's 27-yard field goal at 7:14 of OT for 24-21 win.
- ***Nov. 12, 1989, at Kansas City** — Directs 10-play, 72-yard drive for David Treadwell 26-yard FG with 0:01 left in 16-13 win.
- ***Jan. 7, 1990, vs. Pittsburgh (AFC Divisional Playoff)** — Directs 9-play, 71-yard drive for Melvin Bratton one-yard TD run with 2:27 left in 24-23 win.
- ***Sept. 17, 1990, vs. Kansas City** — Directs 10-play, 79-yard drive for David Treadwell 22-yard FG with 0:00 left for 24-23 win.
- ***Oct. 21, 1990, at Indianapolis** — Directs 9-play, 58-yard drive for David Treadwell 42-yard FG to break tie with 3:45 left; then directs five-play, 56-yard drive for Steve Sewell two-yard TD run with 1:41 left in 27-17 win.
- ***Oct. 20, 1991, vs. Kansas City** — Directs 7-play, 70-yard drive for David Treadwell 27-yard field goal with 2:37 left in 19-16 win.
- ***Oct. 27, 1991, at New England** — Directs 9-play, 42-yard drive for David Treadwell 34-yard field goal with 1:56 left in 9-6 win.
- ***Dec. 8, 1991, at Cleveland** — Directs 16-play, 64-yard drive for six-yard TD pass to Vance Johnson with 8:54 left to break 7-7 tie; then directs six-play, 66-yard drive for David Treadwell 37-yard field goal with 3:29 remaining in 17-7 win.
- ***Dec. 15, 1991, vs. Phoenix** — Directs 6-play, 66-yard drive for Elway's four-yard TD run with 1:46 left in 24-19 win.
- ***Jan. 4, 1992, vs. Houston (AFC Divisional Playoff)** — Directs 12-play, 87-yard drive for David Treadwell 28-yard field goal with 0:20 left in 26-24 win.
- ***Sept. 6, 1992, vs. L.A. Raiders** — Directs 7-play, 85-yard drive for Reggie Rivers' one-yard TD run with 0:55 left in 17-13 win.
- ***Oct. 4, 1992, vs. Kansas City** — Directs 14-play, 80-yard drive for 25-yard pass to Mark Jackson with 1:55 left to pull Denver with-in six points at 19-13; after a 28-yard punt return, directs a three-play, 27-yard drive for a 12-yard TD pass to Vance Johnson with 0:38 left in 20-19 win.

JOHN ELWAY'S FOURTH-QUARTER HEROICS, CONT.

- ***Oct. 18, 1992, vs. Houston** — Directs 3-play, 80-yard drive for Reggie Rivers' 20-yard TD run with 1:34 left in 27-21 win.
- ***Dec. 12, 1993, vs. Kansas City** — Directs three-play, 11-yard drive for six-yard TD pass to Shannon Sharpe with 10:34 left in 27-21 win.
- ***Oct. 23, 1994, at San Diego** — Directs 4-play, four-yard drive to set up Jason Elam's 54-yard field goal with 10:02 remaining that put Denver ahead 17-15; then directed a nine-play, 66-yard drive to set up Elam for a 25-yard field goal that provided the final score of 20-15 with 4:07 remaining.
- ***Nov. 20, 1994, vs. Atlanta** — Directs 10-play, 73-yard drive for 32-yard TD pass to Anthony Miller to pull Denver within 28-25 with 10:19 remaining; then drove the Broncos 57 yards in 10 plays, capping the drive with a four-yard TD run to put Denver ahead to stay 32-28 with 1:56 remaining.
- ***Sept. 17, 1995, vs. Washington** — Directs 8-play, 80-yard drive that culminated with a 43-yard TD strike to Rod Smith on the final play of the game (play started at 0:06), breaking a 31-31 tie and giving Denver a 38-31 win. The drive began on the Broncos' 20-yard line with 1:07 remaining.
- ***Nov. 19, 1995, vs. San Diego** — Directs 7-play, 53-yard drive to set up Jason Elam's game-winning 32-yard field goal, breaking a 27-27 tie and lifting Denver to a 30-27 win. The drive began on the Broncos' 33-yard line with 3:43 remaining.
- ***Dec. 24, 1995, at Oakland** — Directs 12-play, 79-yard drive to set up Jason Elam's 27-yard field goal to pull Denver to within 28-20 with 12:47 remaining; then drove the Broncos 87 yards in 13 plays, culminating with a four-yard TD pass to Ed McCaffrey — on which Elway ran in for the two-point conversion — to tie the score at 28-28 with 5:46 remaining; then drove 53 yards in nine plays to set up Elam's game-winning 37-yard field goal with 0:48 remaining, giving Denver the 31-28 victory.
- ***Sept. 15, 1996, vs. Tampa Bay** — Directs 14-play, 80-yard drive over an 8:11 span that was capped by Terrell Davis' three-yard TD run with 3:32 remaining, giving Denver a 27-23 win.
- ***Oct. 20, 1996, vs. Baltimore** — Directs 10-play, 57-yard yard drive in 4:31, culminating with a 6-yard TD pass to Ed McCaffrey to put Denver ahead 38-34 with 10:57 remaining. He later led the club 15 yards in three plays, capped by his own 9-yard TD run with 1:16 remaining, to provide the final margin of 45-34.
- ***Nov. 4, 1996, at Oakland** — Directs 6-play, 73-yard drive over a 47-second span, culminating with a 49-yard TD pass to Rod Smith with 4:14 remaining to erase a 21-16 Raiders lead and lift Denver to a 22-21 win.
- ***Nov. 24, 1996, at Minnesota** — Directs 11-play, 84-yard drive in 5:02, capped by a five-yard TD pass to Ed McCaffrey with 19 seconds remaining that was tipped three times by Vikings defenders, to give Denver a 21-17 win.
- ***Oct. 26, 1997, at Buffalo** — Directs 9-play, 43-yards drive in 4:47 during overtime to set up a 33-yard Jason Elam field goal with 1:56 remaining on the clock, giving Denver a 23-20 win.
- ***Nov. 2, 1997, vs. Seattle** — Directs 8-play, 69-yard drive in 4:34 to set up a 22-yard Jason Elam field goal with 7:28 remaining, breaking a 27-27 tie and giving Denver a 30-27 win.
- ***Jan. 4, 1998, at Kansas City (AFC Divisional Playoff)** — Directs 6-play, 49-yard drive in 2:38, capped by a 1-yard Terrell Davis TD run with 12:32 remaining to give Denver a 14-10 AFC Divisional Playoff victory. Key to the drive was Elway's 43-yard strike to Ed McCaffrey that set up the Broncos at the Chiefs' 1-yard line.
- ***Jan. 25, 1998, vs. Green Bay (Super Bowl XXXII)** — Directs 5-play, 49-yard drive in 1:42, culminating in a 1-yard Terrell Davis TD run with 1:45 remaining to break a 24-24 tie and give Denver a 31-24 win to claim its first World Championship. Key to the drive was a screen pass to fullback Howard Griffith that covered 23 yards and put Denver at the Green Bay 8-yard line.
- ***Nov. 1, 1998, at Cincinnati** — Directs 5-play, 53-yard drive in 1:56, culminating in a 5-yard Terrell Davis TD run with 58 seconds remaining to break a 26-26 tie and give Denver a 33-26 win. Key to the drive was a 38-yard kickoff return by Vaughn Hebron to stake the Broncos with good field position.
- ***Dec. 6, 1998, vs. Kansas City** — Directs 5-play, 50-yard drive in 2:39, capped by a 24-yard TD pass to Shannon Sharpe with 3:34 remaining to give Denver a 35-31 lead that would hold up for the win — Denver's 13th in a row to begin the season (tied for second-best all-time) and 18th in a row overall, dating back to the 1997 season (tied for the longest streak in NFL history, regular and postseason combined).

ALL-TIME PRO FOOTBALL PASSING LEADERS

PASSING YARDS			TOUCHDOWN PASSES			
NO.	PLAYER	TEAM	YARDS	NO.	PLAYER	TDs
1.	Brett Favre	Atlanta/Green Bay/N.Y. Jets	65,127	1.	Brett Favre	464
2.	Dan Marino	Miami	61,361	2.	Dan Marino	420
3.	John Elway	Denver	51,475	3.	Fran Tarkenton	342
4.	Warren Moon	Hou./Min./Sea./K.C.	49,325	4.	Peyton Manning*	333
5.	Fran Tarkenton	Minnesota/N.Y. Giants	47,003	5.	John Elway	300
6.	Vinny Testaverde	TB./Cle./Bal./NYJ/Dal./N.E./Car.	46,233	6.	Warren Moon	291
7.	Peyton Manning*	Indianapolis	45,628	7.	Johnny Unitas	290
8.	Drew Bledsoe	N.E./Buf./Dal.	44,611	8.	Vinny Testaverde	275
9.	Dan Fouts	San Diego	43,040	9.	Joe Montana	273
10.	Joe Montana	San Francisco/Kansas City	40,551	10.	Dave Krieg	261

PASS ATTEMPTS			PASS COMPLETIONS		
NO.	PLAYER	ATT.	NO.	PLAYER	COMP.
1.	Brett Favre	9,280	1.	Brett Favre	5,720
2.	Dan Marino	8,358	2.	Dan Marino	4,967
3.	John Elway	7,250	3.	John Elway	4,123
4.	Warren Moon	6,823	4.	Warren Moon	3,988
5.	Drew Bledsoe	6,717	5.	Drew Bledsoe	3,839
				Peyton Manning*	3,839

* active player

ALL-TIME PRO FOOTBALL TOTAL OFFENSE LEADERS

PLAYER	YARDS	(Passing / Rushing)
1. Brett Favre	66,956	(65,127 passing / 1,829 rushing)
2. Dan Marino	61,448	(61,361 passing / 87 rushing)
3. John Elway	54,882	(51,475 passing / 3,407 rushing)
4. Warren Moon	51,061	(49,325 passing / 1,736 rushing)
5. Fran Tarkenton	50,677	(47,003 passing / 3,674 rushing)

ELWAY RANKS AMONG ALL-TIME TOUCHDOWN LEADERS

With his 5-yard touchdown pass to Rod Smith in the second quarter at San Diego on Nov. 30, 1997, QB John Elway moved past Johnny Unitas into third place all time in total touchdowns. He retired trailing only Dan Marino and Fran Tarkenton in career total touchdowns but has since been passed by Brett Favre and Peyton Manning.

PLAYER	TOTAL TOUCHDOWNS	PASSING TOUCHDOWNS	RUSHING TOUCHDOWNS	RECEIVING TOUCHDOWNS
1. Brett Favre	478	464	14	0
2. Dan Marino	429	420	9	0
3. Fran Tarkenton	374	342	32	0
4. Peyton Manning*	350	333	17	0
5. John Elway	334	300	33	1

* active player

NFL LEADERS, MOST 3,000-YARD PASSING SEASONS

NAME	3,000-YARD SEASONS	YEARS WITH 3,000 YARDS	NFL SEASONS	CAREER YARDS
Brett Favre, Atl./G.B./NYJ	17	1992-2008	18	65,127
Dan Marino, Miami	13	1984-92, '94-95, '97-98	17	61,361
John Elway, Denver	12	1985-91, '93-97	16	51,475
Peyton Manning, Indianapolis*	11	1998-2008	11	45,628
Drew Bledsoe, N.E./Buf./Dal.	9	1994-2000, '02, '05	14	44,611
Warren Moon, Hou./Min./Sea./K.C.	9	1984, '86, '89-91, '93-95, '97	16	49,325
Jim Kelly, Buffalo	8	1986, '88-89, '91-95	11	35,467
Joe Montana, S.F./K.C.	8	1981, '83-85, '87, '89-90, '94	14	40,551

* active player

ELWAY PUT BRONCOS AMONG THE WINNERS

During the course of John Elway's 16-year career with the Broncos, the club boasted the best record in the AFC and the second-best record in the NFL with 161 victories. Elway started in 148 of those victories (91.9%), an NFL record for most wins by a starting quarterback at the time of his retirement (since passed by Brett Favre).

TOP FIVE RECORDS OF NFL TEAMS, 1983-98

(Regular Season Only)

TEAM	W	L	T	PCT.
1. San Francisco	191	63	1	.751
2. Denver	161	93	1	.633
3. Miami	154	101	0	.604
4. Washington	144	110	1	.567
5. Chicago	143	112	0	.561

GREATNESS MEASURED IN VICTORY

John Elway became the NFL's winningest all-time starting quarterback late in the 1996 season (Dec. 15 vs. Raiders), passing Fran Tarkenton (125), and retired with 148 wins to his credit during his magnificent career. He currently ranks second in career wins, having been passed by Brett Favre during the 2007 season. Included in Elway's record is a remarkable 94-23 (.803) mark at home. He had at least a .500 record against 26 of the 30 other NFL teams he faced, including all but two in the AFC (Oakland and Miami).

MOST VICTORIES BY STARTING QUARTERBACKS, ALL-TIME

(Regular Season Only)

NO.	PLAYER	W-L-T	PCT.
1.	Brett Favre	169-100-0	.628
2.	John Elway	148-82-1	.643
3.	Dan Marino	147-93-0	.613
4.	Fran Tarkenton	125-109-6	.533
5.	Johnny Unitas	119-63-4	.651

MOST RUSHING YARDS, ALL-TIME, NFL QUARTERBACKS

No.	PLAYER	ATT.	YARDS	AVG.	LG	TD
1.	Randall Cunningham	775	4,928	6.5	52t	35
2.	Steve Young	722	4,239	5.9	49t	43
3.	Michael Vick	529	3,859	7.3	58	21
4.	Fran Tarkenton	675	3,674	5.5	52t	32
5.	Steve McNair	669	3,590	5.4	71t	37
6.	John Elway	774	3,407	4.4	31	33

MOST TIMES SACKED, ALL-TIME, NFL QUARTERBACKS

(Since 1963)						
No.	PLAYER	SEASONS	TIMES SACKED	YDS. LOST	MILES LOST	
1.	John Elway	16	516	3,785	2.15	
2.	Dave Krieg	19	494	3,794	2.16	
3.	Randall Cunningham	13	484	3,537	2.01	
4.	Fran Tarkenton	18	483	4,341	2.47	
5.	Phil Simms	14	477	3,418	1.94	
6.	Brett Favre	18	469	3,101	1.76	

ELWAY VS. HALL OF FAME QUARTERBACKS

At the time of his retirement, after 16 seasons, John Elway had thrown and completed more passes, and thrown for more yards than all 18 quarterbacks then enshrined in the Hall of Fame at the equivalent point in each of their careers. He also ranked first in rushing attempts and total offense (combined rushing and passing yards), second in rushing yards, tied for second in rushing touchdowns, second in completion percentage and second in touchdown passes. Among those enshrined in Canton, only Fran Tarkenton had thrown more touchdown passes in his first 16 seasons than Elway, and only Otto Graham had more rushing touchdowns.

(Listed in descending order by passing yards)

PLAYER	PASSING							RUSHING			
	ATT.	COMP.	YDS.	PCT.	TD	INT	Rtg.	ATT.	YDS.	AVG.	TD
Elway, John	7,250	4,123	51,475	56.9	300	226	79.8	774	3,407	4.4	33
Fouts, Dan	5,604	3,297	43,040	58.8	254	242	80.2	224	476	2.1	13
Tarkenton, Fran	5,225	2,931	38,840	56.1	291	212	81.4	609	3,629	6.0	30
Unitas, Johnny	4,777	2,616	37,715	54.8	281	231	80.3	439	1,757	4.0	13
Tittle, Y.A.	3,817	2,118	28,339	55.2	212	221	73.5	291	999	3.6	33
Bradshaw, Terry	3,901	2,025	27,989	51.9	212	210	70.7	444	2,257	5.1	32
Namath, Joe	3,762	1,886	27,663	50.1	173	220	65.6	71	140	2.0	7
Jurgensen, Sonny	3,891	2,200	27,108	56.5	236	175	79.8	170	497	2.9	15
Layne, Bobby	3,700	1,814	26,768	49.0	196	243	63.2	611	2,451	4.0	25
Griese, Bob	3,429	1,926	25,092	56.2	192	172	77.1	261	994	3.8	7
Starr, Bart	3,104	1,448	24,425	46.6	152	135	72.1	244	1,297	5.3	14
Van Brocklin, Norm	2,895	1,553	23,611	53.6	173	178	75.1	102	40	0.4	11
Dawson, Len	2,960	1,664	23,483	56.2	212	149	85.1	257	1,143	4.4	9
Staubach, Roger	2,958	1,685	22,700	57.0	153	109	83.5	410	2,264	5.5	20
Baugh, Sammy	2,972	1,673	22,507	56.3	184	202	72.9	317	323	1.0	6
Blanda, George	2,641	1,287	17,996	48.7	149	166	63.5	125	345	2.8	9
Luckman, Sid	1,744	904	14,683	51.8	139	131	75.7	204	209	1.0	2
Graham, Otto	1,565	872	13,499	55.7	88	94	78.2	405	882	2.2	44
Waterfield, Bob	1,617	813	11,849	50.3	98	127	62.0	75	21	0.3	13

GETTING BETTER WITH AGE

John Elway not only maintained his status among the league's elite quarterbacks in the latter years of his career but even improved dramatically in several key statistical categories over his final six seasons. The following is a comparative glance at Elway's season averages for passing yards, touchdowns and interceptions over his first nine seasons as a full-time starter (excludes 1983) against his final six.

SEASONS	AVG. YARDS	AVG. TDs	AVG. INTs
1984-92	3,172.6	16.8	15.8
1993-98	3,543.2	23.7	11.5

JOHN ELWAY'S LONGEVITY

MOST CAREER REGULAR-SEASON GAMES PLAYED BY A BRONCO

Pos.	PLAYER	YEARS	GAMES
K	Jason Elam	1993-2007	236
QB	John Elway	1983-98	234
C	Tom Nalen	1994-2008	194
LB	Tom Jackson	1973-86	191
G	Paul Howard	1973-75, '77-86	187

ALL-TIME NFL POSTSEASON PASSING LEADERS BY CATEGORY

PASSING YARDS				TOUCHDOWN PASSES			
No.	PLAYER	GAMES	YARDS	No.	PLAYER	TDS	
1.	Joe Montana	23	5,772	1.	Joe Montana	45	
2.	Brett Favre	22	5,311	2.	Brett Favre	39	
3.	John Elway	22	4,964	3.	Dan Marino	32	
4.	Dan Marino	18	4,510	4.	Terry Bradshaw	30	
5.	Peyton Manning*	15	4,208	5.	John Elway	27	

PASS ATTEMPTS				PASS COMPLETIONS			
No.	PLAYER	ATTEMPTS		No.	PLAYER	COMPLETIONS	
1.	Joe Montana	734		1.	Joe Montana	460	
2.	Brett Favre	721		2.	Brett Favre	438	
3.	Dan Marino	687		3.	Dan Marino	385	
4.	John Elway	651		4.	Tom Brady*	372	
5.	Tom Brady*	595		5.	John Elway	355	

ALL-TIME NFL QUARTERBACKS WITH 3,000 POSTSEASON AND 40,000 REGULAR SEASON PASSING YARDS

PLAYER	TEAM (S)	POSTSEASON YARDS	REGULAR SEASON YARDS
Joe Montana	San Francisco/Kansas City	5,772	40,551
Brett Favre	Atlanta/Green Bay/N.Y. Jets	5,311	65,127
John Elway	Denver	4,964	51,475
Dan Marino	Miami	4,510	61,361
Peyton Manning*	Indianapolis	4,208	45,628

* active player

TOUCHDOWN PASSES IN CONSECUTIVE POSTSEASON GAMES

John Elway threw at least one touchdown pass in 17 of the 22 postseason contests in which he played. After not throwing one in his first playoff game, he threw at least one in his next nine, which ranks seventh all-time for consecutive playoff games with at least one touchdown pass.

PLAYER	TEAM	SEASONS	CONSECUTIVE GAMES WITH TD PASS	
1.	Brett Favre	Green Bay	1995-2007	18
2.	Tom Brady*	New England	2001-07	15
3.	Dan Marino	Miami	1983-95	13
4.	Kurt Warner*	St. Louis/Arizona	2000-08	11
5.	Joe Montana	San Francisco	1988-90	10
	Ken Stabler	Oakland	1973-77	10
7.	John Elway	Denver	1984-89	9

* active player ^ active streak

ALL-TIME SUPER BOWL PASSING LEADERS

John Elway saved one of his best career performances for his final game, Super Bowl XXXIII vs. Atlanta at Pro Player Stadium in Miami. He threw for 336 yards in Denver's 34-19 win — now eighth most in Super Bowl history — and was voted MVP. He also set a record for most career pass attempts in Super Bowl games (since passed by Tom Brady), and for the second consecutive year became the oldest player to score in a Super Bowl.

MOST PASSING YARDS IN A SUPER BOWL GAME

PLAYER	TEAM	YDS.	OPP. (DATE)	RESULT
1.	Kurt Warner*	414	Ten. (1/30/00)	W 23-16
2.	Kurt Warner*	377	Pit. (2/1/09)	L 23-27
3.	Kurt Warner*	365	NE (2/3/02)	L 17-20
4.	Joe Montana	357	San Francisco (1/22/89)	W 20-16
	Donovan McNabb*	357	NE (2/6/05)	L 29-32
6.	Tom Brady*	354	New England (2/1/04)	W 32-29
7.	Doug Williams	340	Den. (1/31/88)	W 42-10
8.	John Elway	336	Atl. (1/31/99)	W 34-19

MOST CAREER SUPER BOWL PASSING YARDS

PLAYER	TEAM	YDS.	GMS.
1.	Kurt Warner*	1,156	3
2.	Joe Montana	1,142	4
3.	John Elway	1,128	5
4.	Tom Brady*	1,001	4
5.	Terry Bradshaw	932	4

MOST CAREER SUPER BOWL PASS ATTEMPTS

PLAYER	TEAM	ATT.	GMS.
1.	Tom Brady*	156	4
2.	John Elway	152	5
3.	Jim Kelly	145	4
4.	Kurt Warner	132	3
5.	Joe Montana	122	4

MOST CAREER SUPER BOWL COMPLETIONS

PLAYER	TEAM	COMP.	GMS.
1.	Tom Brady*	100	4
2.	Joe Montana	83	4
3.	Kurt Warner*	83	3
4.	Jim Kelly	81	4
5.	John Elway	76	5

MOST SUPER BOWL STARTS BY A QUARTERBACK

PLAYER	TEAM	STARTS	GAMES	RECORD
1.	John Elway	5	XXI, XXII, XXIV, XXXII, XXXIII	2-3
2.	Terry Bradshaw	4	IX, X, XIII, XIV	4-0
	Tom Brady	4	XXXVI, XXXVIII, XXXIX, XLII	3-1
	Joe Montana	4	XVI, XIX, XXIII, XXIV	4-0
	Jim Kelly	4	XXV, XXVI, XXVII, XXVIII	0-4
	Roger Staubach	4	V, X, XII, XIII	2-2

* active player

THE BRONCOS' RECORD WHEN ELWAY...

(Regular Season, Games Started Only)

Threw 0 Touchdowns:.....33-31-1	Rushed for a Touchdown:.....22-10
Threw 1 Touchdown:.....45-30	Rushed for 50 or more Yards:.....2-2
Threw 2 Touchdowns:.....41-17	Was Not Intercepted:.....74-22
Threw 3 Touchdowns:.....20-3	Was Intercepted:.....74-59-1
Threw 4 Touchdowns:.....9-0	Played on Grass:.....121-50-1
Threw 5 Touchdowns:.....1-0	Played on Turf:.....27-31
Threw at least 1 TD:.....115-50	Played in Domes:.....13-13
Was Not Sacked:.....31-8	Played on Monday Night:.....13-10
Was Sacked:.....117-72-1	Played on Sunday Night:.....10-8
Threw for 300 Yards:.....24-12	Played in Prime Time:.....24-18
Threw for under 200 Yards:.....51-42	Played on Non-Sundays:.....21-12

A MODEL OF CONSISTENCY

John Elway threw at least one touchdown pass in 166 of his 234 regular season games (70.9%) and in 17 of his 22 playoff games (77.3%). In all, he threw a TD pass in 183 of 256 career regular and postseason games (71.5%). Elway threw at least one TD pass in 60 of his final 73 regular season games (82.2%).

ELWAY'S GAMES WITH AT LEAST ONE TOUCHDOWN PASS, YEAR-BY-YEAR

YEAR	REGULAR SEASON	POSTSEASON	OVERALL
1983	4 of 11	0 of 1	4 of 12
1984	9 of 15	1 of 1	10 of 16
1985	11 of 16	0 of 0	11 of 16
1986	12 of 16	3 of 3	15 of 19
1987	10 of 12	3 of 3	13 of 15
1988	11 of 15	0 of 0	11 of 15
1989	11 of 15	2 of 3	13 of 18
1990	9 of 16	0 of 0	9 of 16
1991	10 of 16	1 of 2	11 of 18
1992	7 of 12	0 of 0	7 of 12
1993	13 of 16	1 of 1	14 of 17
1994	10 of 14	0 of 0	10 of 14
1995	14 of 16	0 of 0	14 of 16
1996	13 of 15	1 of 1	14 of 16
1997	12 of 16	2 of 4	14 of 20
1998	10 of 12	2 of 3	12 of 15
TOTAL	166 of 234	17 of 22	183 of 256

In Elway's career, the Broncos posted a 34-33-1 mark in the 68 regular season games in which he did not throw a touchdown pass while posting a 2-3 postseason record in such contests. Elway had 90 multiple-touchdown regular season games in which Denver posted a 71-19 record (78.9%). Elway also produced seven postseason multiple-touchdown games in which the Broncos posted a 4-3 record.

JOHN ELWAY BY STADIUM

In his 16-year career, John Elway threw at least one touchdown pass in 24 different stadiums, including 180 at Mile High Stadium—an NFL record for one player at a single stadium. There were eight NFL venues at the time of his retirement in which he had not thrown a touchdown pass, including Soldier Field, Pro Player Stadium (though he threw a postseason TD there - now LandShark Stadium) and the Superdome. In addition, he never played at five other sites: Ericsson Stadium (now Bank of America Stadium), Raymond James Stadium, PSINet/M&T Bank Stadium (Balt.), the Trans World Dome (now Edward Jones Dome) and Jack Kent Cooke Stadium (now FedEx Field). Elway also threw 27 postseason TD passes in seven different stadiums: 18 at Mile High Stadium, three at the L.A. Coliseum, two at Three Rivers Stadium, one at Cleveland Municipal Stadium, one at Jack Murphy Stadium (now Qualcomm Stadium - Super Bowl XXII), one at the Rose Bowl (Super Bowl XXI) and one at Pro Player Stadium (Super Bowl XXXIII - now LandShark Stadium).

ELWAY'S TOUCHDOWN PASSES BY STADIUM

(Regular Season Only)

Mile High.....180	Giants.....3
Kingdome.....16	Anaheim.....3
Jack Murphy/Qualcomm.....16	Foxboro.....3
L.A. Coliseum.....12	Atlanta-Fulton County.....3
Arrowhead.....10	Georgia Dome.....3
Cleveland Municipal.....8	RCA Dome.....3
Rich.....6	Sun Devil.....2
Three Rivers.....6	Texas.....2
Oakland-Alameda County.....6	Veterans.....2
Metrodome.....5	Candlestick/3COM.....1
Astrodome.....4	Lambeau.....1
Cinergy Field.....4	Silverdome.....1



STEVE ATWATER
 6-3 • 217 • ARKANSAS
 YEAR INDUCTED: 2005
 YEARS WITH BRONCOS: 1989-98
SAFETY



27

THEN: Steve Atwater was inducted as the 20th member of the Broncos' Ring of Fame in 2005 after a brilliant 10-year career with the club from 1989-98. Regarded as one of the toughest safeties in the NFL during his playing days, Atwater was voted to a franchise record-tying seven consecutive Pro Bowls from 1990-96, and his eight career Pro Bowl selections are the second most by a player in Broncos history. Selected by the Broncos in the first round (20th overall) of the 1989 NFL Draft from the University of Arkansas, Atwater was a consensus all-rookie selection and was named NFL Defensive Rookie of the Year by *Football Digest* during his first professional season on a club that advanced to Super Bowl XXIV. He went on to serve as a key leader on the Broncos' back-to-back Super Bowl championship teams from 1997-98 and was voted an All-Pro by the Associated Press from 1991-92 and in 1996. He started all 155 regular-season games he played with Denver, a total that ranks 10th in franchise history. Atwater also recorded 24 interceptions that tie for eighth in Denver history and 408 interception return yards that rank seventh in club annals. He led the Broncos in tackles during two seasons (1993 and '95) and finished second on the club in that category five times during his career. Atwater's play against Green Bay in Super Bowl XXXII, a game in which he totaled six tackles, one sack, one forced fumble and two pass breakups, was instrumental in Denver winning its first-ever World Championship. The safety ranks second to only John Elway in career postseason starts by a Bronco as he started all 14 playoff appearances, including three Super Bowls and four AFC Championship Games. Atwater, who was a three-time All-Southwest Conference selection and a two-time All-American at Arkansas, played one season with the New York Jets in 1999 following his Broncos career.



Now: Atwater lives in Atlanta and works as a money manager for an investment company.

ATWATER'S DENVER BRONCOS RECORD

Games	Starts	Solo	Assist	Total	Sacks	Int.	Yds.	Avg.	TD
155	155	818	483	1,301	5.0	24	408	17.0	1

ATWATER'S NFL CAREER RECORD

Games	Starts	Solo	Assist	Total	Sacks	Int.	Yds.	Avg.	TD
167	166	854	502	1,356	5.0	24	408	17.0	1



TERRELL DAVIS
 5-11 • 210 • GEORGIA
 YEAR INDUCTED: 2007
 YEARS WITH BRONCOS: 1995-2002
RUNNING BACK



30


THEN: Terrell Davis was inducted as the 21st member of the Ring of Fame in 2007 after establishing himself as the Denver Broncos' all-time leading rusher while spending his entire eight-year career with the team from 1995-2002. Selected by the Broncos in the sixth round (196th overall) of the 1995 NFL Draft from the University of Georgia, Davis rushed for at least 1,000 yards in each of his first four seasons, including the 1998 campaign in which he totaled the fourth-most rushing yards (2,008) in a season in NFL history to earn league MVP honors. That year, he also set a club record with 21 rushing scores. The three-time Pro Bowl and first-team All-Pro selection (1996-98) finished his career with a franchise-record 7,607 rushing yards and 60 rushing touchdowns on 1,655 carries (4.6 avg.) in 78 regular-season games (77 starts) as a key member of the Broncos' back-to-back Super Bowl championship teams (1997-98). His 97.5-yard rushing average in regular-season games is the third best in NFL history (min. 75 games), trailing only Pro Football Hall of Fame members Jim Brown and Barry Sanders. A semifinalist for the Pro Football Hall of Fame Class of 2008, Davis owns three of the top-five single-season rushing outputs in Broncos annals as well as the club's single-season scoring record (138 pts., 1998). In the postseason, Davis was equally as impressive, totaling at least 100 rushing yards in seven of his eight career playoff appearances, including his 157-yard, three-rushing touchdown performance against Green Bay in Super Bowl XXXII to earn game MVP honors. He averaged an NFL-record (min. 5 games) 142.5 rushing yards per game in the postseason for his career, totaling a club-record 1,140 rushing yards on 204 carries (5.6 avg.) with 12 touchdowns. Davis, who played his first collegiate season at Long Beach State before transferring to Georgia, ranks first in Broncos history in career 100-yard rushing games (41), first in rushing touchdowns (60), second in overall touchdowns (65) and second in yards from scrimmage (8,887).




Now: Davis lives in Los Angeles and works as an analyst for NFL Network.

DAVIS' DENVER BRONCOS CAREER RECORD

Games	Starts	RUSHING					RECEIVING				
		No.	Yds.	Avg.	LG	TD	No.	Yds.	Avg.	LG	TD
78	77	1,655	7,607	4.6	71t	60	169	1,280	7.6	35	5



AUSTIN "GOOSE" GONSOULIN
 6-3 • 210 • BAYLOR
 YEAR INDUCTED: 1984
 YEARS WITH BRONCOS: 1960-66
SAFETY



23

THEN: Austin "Goose" Gonsoulin was one of the four original Ring of Fame inductees in 1984 and was recognized for his splendid play at safety for seven seasons. Gonsoulin was one of the original Broncos from the 1960 season and was one of three original Broncos still with the team at the start of his final year with the club in 1966. At the end of his Broncos career, he was the all-time American Football League leader in interceptions with 43 and still ranks second in club history in that category. His 11 pickoffs in 1960 as a rookie are still a Denver club record, and he shares the team and NFL record for interceptions in a game with four, a feat he accomplished on Sept. 18, 1960, at Buffalo. He also had three interceptions in a game against Kansas City on Oct. 11, 1964. Gonsoulin led the Broncos in interceptions four times in his career, including in consecutive seasons from 1962-63, and currently ranks fifth in club history with 542 career interception return yards. He was an All-AFL choice in 1960, '62 and '63 while also being named to the AFL All-Star Game from 1961-64 and in '66. His amazing durability and toughness enabled him to start 61 consecutive games at one point in his career. Gonsoulin played one season with San Francisco in 1967 after his Broncos career concluded. A native of Port Arthur, Texas, he was captain of his college team at Baylor University.




Now: Gonsoulin has retired from running a Texas construction company, which he operated after his retirement from football.

GONSOULIN'S DENVER BRONCOS RECORD


Games	Starts	Sacks	Int.	Yds.	Avg.	TD
94	N/A	1.0	43	542	12.6	2

GONSOULIN'S NFL CAREER RECORD

Games	Starts	Sacks	Int.	Yds.	Avg.	TD
108	N/A	N/A	46	551	12.0	2



RANDY GRADISHAR
 6-3 • 233 • OHIO STATE
 YEAR INDUCTED: 1989
 YEARS WITH BRONCOS: 1974-83
LINEBACKER



53

THEN: Randy Gradishar was the only Ring of Fame inductee in 1989 in recognition of his outstanding 10-year career (1974-83) at linebacker for the Broncos. He was among the 15 finalists for the Pro Football Hall of Fame balloting in 2003 and 2008 as well as one of the 25 semifinalists for the Class of 2005, 2006 and 2007. Gradishar earned seven Pro Bowl selections, a total that was the most by a Bronco at the end of his career (currently tied for third), and he is the Broncos' all-time leader in tackles with 2,049. He led the Broncos in tackles for a franchise-record nine consecutive years from 1975-83 and averaged 222 tackles per season during that stretch. His 286 tackles during the 1978 campaign still stand as the Broncos' single-season record. Selected by the Broncos in the first round (14th overall) of the 1974 NFL Draft, Gradishar never missed a game, playing in 145 in a row. He accounted for 33 turnovers (20 INTs, 13 FR) during his 10-year career, and that total tied for the fourth most by an NFL linebacker in that span. Voted the NFL Defensive Player of the Year in 1978 by AP, UPI, *Pro Football Weekly* and NEA (George Halas Award), Gradishar helped the Broncos to four playoff berths (1977-79, '83), two division titles (1977-78) and an appearance in Super Bowl XII during the 1977 season. His teammates also voted him defensive MVP in 1978 and '80. While at Ohio State, Gradishar was referred to by Head Coach Woody Hayes as "the best linebacker I ever coached at Ohio State." A three-year starter for the Buckeyes and a consensus All-American as a senior, Gradishar received Academic All-America honors in college. He was president of the Denver Broncos Youth Foundation from 1982-92 and was inducted into the College Football Hall of Fame in 1998.



Now: Gradishar joined the Phil Long Dealerships as Leadership Manager in December 1997, a position in which he helps train, equip and support employees in the quest to achieve their goals and objectives. He also is instrumental in the Phil Long Community Fund, which operates in conjunction with Denver Broncos Charities to make an investment back into the communities with which it does business, as well as the Phil Long University, furnishing employees with career opportunities through quality education and state-of-the-art training. Gradishar and his wife, Beth, make their home in Denver. He has three children: Paige, Meredith and Mark.

GRADISHAR'S DENVER BRONCOS CAREER RECORD

Games	Starts	Tackles	Sacks	Int.	Yds.	Avg.	TD	Fum. Rec.	Fum TD	Def. TD
145	134	2,049	19.5	20	335	16.8	3	13	1	4



RICH JACKSON
 6-3 • 255 • SOUTHERN
 YEAR INDUCTED: 1984
 YEARS WITH BRONCOS: 1967-72
DEFENSIVE END



87

THEN: Rich Jackson was one of the four original Ring of Famers who were inducted in 1984 and was recognized for his six outstanding seasons with the Broncos from 1967-72. He was considered by many as the best defensive end in professional football during his prime. Known as "Tombstone," Jackson was the first Bronco to be named to the All-NFL first team in 1970. His 43 sacks as a Bronco were the most by any player in club history at the conclusion of his career and currently rank ninth. He entered the AFL in 1966 with Oakland, playing in five games, before spending the next six seasons with Denver after the Broncos acquired him in a trade. Jackson posted his career high in quarterback sacks in 1969 with 11 and had 10 sacks in both '68 and '70. He was voted All-AFL in 1968 and '69 in addition to starting in the 1970 Pro Bowl. He made the Pro Bowl again in 1971 despite playing in only seven games due to a knee injury that eventually forced him out of football. That season, he was graded by the Broncos' coaches as the team's most efficient tackler as he made the stop on 97 percent of his opportunities. Tabled the Colorado Sports Hall of Fame Pro Athlete of the Year in 1970, Jackson played the first four games of the 1972 season with the Broncos before being traded to Cleveland for a 1973 third-round draft choice (Paul Howard). He played in each of the final 10 games for the Browns in 1972 during his final NFL season. He was a standout end at Southern University on both sides of the ball and also was the NAIA shot-put champion.



Now: Jackson is a school administrator in New Orleans, where he and his wife, Katherine, reside.

JACKSON'S DENVER BRONCOS RECORD

Games	Starts	Sacks	Int.	Yds.	Avg.	TD
67	52	43.0	0	0	0.0	0

JACKSON'S NFL CAREER RECORD

Games	Starts	Sacks	Int.	Yds.	Avg.	TD
82	N/A	N/A	0	0	0.0	0



TOM JACKSON
 5-11 • 220 • LOUISVILLE
 YEAR INDUCTED: 1992
 YEARS WITH BRONCOS: 1973-86
LINEBACKER



57

THEN: Tom Jackson was the only player inducted into the Denver Broncos Ring of Fame in 1992. "TJ" always was one of the most popular players among his teammates, who voted him most inspirational player six consecutive seasons (1981-86). Selected by the Broncos in the fourth round (88th overall) of the 1973 NFL Draft from the University of Louisville, Jackson finished his 14-year career (1973-86) having played the most games in Broncos history at 191 and currently stands fourth on that list. He also finished his career tied for second in games started by a Bronco with 177 (currently tied for fifth) and is one of only five Broncos to wear the Denver uniform for at least 14 seasons. Jackson, who started every possible game in a season seven times for his career, made three consecutive Pro Bowl appearances from 1977-79 and was named first-team All-Pro twice (1977-78). He also was named by his teammates as Denver's defensive MVP in 1974, '76 and '77. The linebacker helped the Broncos to six playoff berths (1977-79, '83-84, '86), four division titles (1977-78, '84, '86) and two Super Bowls (XII in 1977,



XXI in '86). He was a key member of the 1977 squad that posted a 12-2 regular-season record en route to earning the franchise's first-ever playoff berth and advancing to Super Bowl XII against the Cowboys. Jackson is tied with fellow Ring of Famer Randy Gradishar for the most interceptions in Broncos history by a linebacker with 20, a career total that currently ties for the 10th highest by any player in club annals. His seven interceptions in 1976 mark the highest single-season total by a linebacker in Broncos history. Jackson finished among Denver's top five tacklers during 11 consecutive seasons from 1974-84 and recorded a career-high 169 stops in 1980. Upon his retirement following the 1986 season, he was fifth on the Broncos' all-time sack list with 44 and currently is eighth on that chart. Jackson joined the Broncos after a standout career at Louisville, where he was a three-time all-conference selection.

Now: Jackson is one of the most recognizable and respected NFL analysts on television and works for ESPN, where he was the co-host of its award-winning "Sunday NFL Countdown" and "NFL PrimeTime" shows. Tom, his wife Jennifer and their daughters, Taylor and Morgan, reside in Cincinnati, Ohio.

JACKSON'S DENVER BRONCOS CAREER RECORD

Games	Starts	Sacks	Int.	Yds.	Avg.	TD
191	177	44.0	20	340	17.0	3



CHARLEY JOHNSON
 6-1 • 200 • NEW MEXICO STATE
 YEAR INDUCTED: 1986
 YEARS WITH BRONCOS: 1972-75
QUARTERBACK



12

THEN: Charley Johnson was one of three inductees into the Denver Broncos Ring of Fame in 1986 along with fellow quarterback Frank Tripucka and defensive end Paul Smith. Johnson came to Denver in 1972 from Houston in exchange for a third-round draft choice, and the trade at that time was regarded as the most important in franchise history. He quarterbacked the Broncos to their first winning season (7-5-2 in 1973), a landmark moment in the first 14 years of club annals. Johnson set a Broncos record for passing accuracy in 1974 by completing 55.7 percent of his attempts. He made the All-AFC team picked by UPI and *Pro Football Weekly* after the 1973 season while being chosen by his teammates as the Broncos' most valuable offensive player. Johnson once threw for 445 yards in a game (vs. Kansas City, 11/18/74), marking the fourth-highest single-game passing total in team history, and recorded four 300-yard passing games for his career. He also threw a touchdown pass in 10 consecutive games from 1973-74, a Broncos record at the time and a streak that currently ties for the sixth longest in club history. He finished his Broncos career with 7,238 passing yards, which currently rank seventh in team history, and 52 touchdown passes, which currently rank sixth in club annals. He had a 20-18-3 (.524) record as a starter with Denver and averaged an impressive 7.46 yards per pass attempt, which is the third-best career mark by a Bronco. During the 1974 campaign, Johnson averaged a career-best 8.07 yards per pass attempt (244-1,969) that currently is the fourth-best single-season mark in Broncos history. A draft choice of the St. Louis Cardinals, Johnson played his first professional season with that club in 1961 and set many passing records during nine years with the team. He was traded to Houston before the 1970 season and was with the Oilers for two years before joining the Broncos. Johnson was a star quarterback at New Mexico State University, where he led his team to two Sun Bowl titles.



Now: Dr. Charley Johnson is a professor in the chemical engineering department and assistant to the president for athletics at New Mexico State University in Las Cruces, N.M. He was inducted into the New Mexico Sports Hall of Fame in January 2009.

JOHNSON'S DENVER BRONCOS RECORD

Games	Starts	Att.	Comp.	Yards	Pct.	TD	INT	LG	Rtg.
54	41	970	517	7,238	53.3	52	52	90t	73.1

JOHNSON'S NFL CAREER RECORD

Games	Starts	Att.	Comp.	Yards	Pct.	TD	INT	LG	Rtg.
165	124	3,392	1,737	24,410	51.2	170	181	90t	69.2

DID YOU KNOW?

The record for most years of service on the Broncos' coaching staff is 21, held by Mike Shanahan. He was an assistant with the Broncos from 1984-87 and from '89-91 before serving as head coach from 1995-2008.

Shanahan and Joe Collier are the only two individuals to coach at least 20 years for the Broncos. Collier served on Denver's coaching staff in several capacities for 20 seasons from 1969-88.



FLOYD LITTLE
 5-10 • 196 • SYRACUSE
 YEAR INDUCTED: 1984
 YEARS WITH BRONCOS: 1967-75
RUNNING BACK



44

THEN: Floyd Little is one of the four original Denver Broncos Ring of Fame inductees from 1984 and joins John Elway and Frank Tripucka as one of three Broncos whose jersey number is retired. A first-round (sixth overall) draft choice of the Broncos in 1967 from Syracuse University, Little was the first No. 1 draft pick ever signed by the Broncos and was widely regarded as "The Franchise" for much of his nine-year career in which he established himself as Denver's first serious threat at running back. A Pro Bowl participant from 1970-71 and in '73, Little twice played in the AFL All-Star Game (1968-69) and was named the Colorado Sports Hall of Fame Pro Athlete of the Year in 1972. He finished his Broncos career ranked No. 1 on the franchise's all-time list for rushing attempts (1,641), rushing yards (6,323) and rushing touchdowns (43), and he now ranks second in each behind Terrell Davis. Among professional football players from 1967-75, only O.J. Simpson totaled more rushing yards than Little, who also posted the fourth-most rushing scores in football during that time. He led Denver in rushing for seven consecutive seasons from 1967-73, marking the longest such streak in club history, and at the time of his retirement ranked seventh in NFL annals in career rushing yards. In 1971, Little led the NFL in rushing with a career-best 1,133 yards after capturing the AFC rushing crown a year earlier with 901 yards in 1970. He set a Broncos career record with 54 total touchdowns (43 rush, 9 rec., 2 ret.) that currently rank fourth on their all-time list while finishing his career third on their all-time scoring list with 324 points (currently ninth). He also set a team record with 12,173 career all-purpose yards, a mark that stood until Rod Smith passed him in 2006, and finished his career as the Broncos' all-time leader in career kickoff return yards (2,523—currently second). A three-time All-American at Syracuse, Little followed in the footsteps of Jim Brown and Ernie Davis as a superstar tailback for the Orangemen. He shattered most of the records set by his predecessors, rushing for 2,704 yards, totaling 582 receiving yards, returning punts for 845 yards and kickoffs for 797 yards, and recording 19 passing yards—for a total of 4,947 yards.



Now: Little has owned a Ford dealership for many years in Seattle, where he makes his home.

LITTLE'S DENVER BRONCOS CAREER RECORD

Games	Starts	RUSHING					RECEIVING					KICK RETURNS				
		No.	Yds.	Avg.	LG	TD	No.	Yds.	Avg.	LG	TD	No.	Yds.	Avg.	LG	TD
117	93	1,641	6,323	3.9	80t	43	215	2,418	11.2	74	9	104	2,523	24.3	89	0



KARL MECKLENBURG
 6-3 • 240 • MINNESOTA
 YEAR INDUCTED: 2001
 YEARS WITH BRONCOS: 1983-94
LINEBACKER



77

THEN: Karl Mecklenburg joined the Denver Broncos Ring of Fame in 2001 after establishing himself as one of the most outstanding defensive players in franchise history during his 12-year career from 1983-94. Mecklenburg overcame long odds to achieve greatness after being drafted by the Broncos in the 12th round from the University of Minnesota in 1983—the 310th player chosen. After playing defensive end during his first professional season, Mecklenburg was converted to linebacker in 1984. He became a starter by his third season in 1985 and went on to start 141 career games, a total that includes all 16 games in a year during five different campaigns. His 180 career games played with Denver placed him fifth on the club's all-time list at the end of his tenure with the team (currently ninth). Mecklenburg was voted to play in six Pro Bowls (1985-87, '89, '91, '93), a total that ties for the fifth highest by a player in team history. He was named All-AFC and All-NFL four times (1985-87, '89) and was tabbed the 1986 AFC Player of the Year by *Football News*. Mecklenburg helped Denver to seven postseason appearances (1983-84, '86-87, '89, '91, '93), five division titles (1984, '86-87, '89, '91) and three Super Bowl berths (XXI in 1986, XXII in '87, XXIV in '89). He finished his career with 1,145 tackles (787 solo) as well as a franchise-record 79.0 sacks. Mecklenburg's career high of 13 sacks came in 1985 and were a franchise single-season record (currently tied for the fifth most in a year in club history), and he posted eight seasons with at least seven sacks. He recorded 11 multiple-sack games and is the only player in team annals to record four sacks in a game twice in his career. Mecklenburg posted 100 tackles in a season six times, including a career and team-high 143 stops in 1989. Mecklenburg began his collegiate career at Augustana (S.D.) College before transferring to Minnesota, where he earned second-team All-Big Ten honors as a senior in 1982.



Now: Mecklenburg has been very active locally since his retirement in 1994. He coaches high school football on the staff at Kent Denver School, is a motivational speaker and does promotional work for several local businesses. Mecklenburg and his wife, Kathi, have a son, Luke, and a daughter, Kelsey.

MECKLENBURG'S DENVER BRONCOS CAREER RECORD

Games	Starts	Solo	Assist	Total	Sacks	Int.	Yds.	Avg.	TD
180	141	787	358	1,145	79.0	5	128	25.6	0



CRAIG MORTON
 6-4 • 214 • CALIFORNIA
 YEAR INDUCTED: 1988
 YEARS WITH BRONCOS: 1977-82
QUARTERBACK




THEN: Craig Morton was one of three Broncos Ring of Fame inductees in 1988 along with fellow teammates Haven Moses and Jim Turner. Morton, who joined the Broncos from the New York Giants in a 1977 trade, was Denver's starting quarterback for most of the period from 1977-82 and led the team to its first postseason and Super Bowl berth (XII vs. Dallas) in 1977 when he guided the Broncos to a 12-2 regular-season record and home playoff wins against Pittsburgh and Oakland that year. Morton, who played for the Cowboys from 1965-74, earned a variety of awards for his performance in 1977, including AFC Most Valuable Player honors after ranking fourth in the league in passer rating (82.0). During his career with Denver, he led the team to two division titles (1977-78) and three playoff berths (1977-79). Morton finished his Broncos career ranked first in passing yards (11,895 - currently second), touchdown passes (74 - currently second), pass attempts (1,594 - currently fourth), completions (907 - currently fourth) and total offense (12,155 - currently fourth). His 41 career regular-season wins as the Broncos' starting quarterback mark the second-highest total in club history, and his .641 winning percentage as Denver's signal caller (41-23) is the third best in franchise annals. In 1981, the quarterback led the NFL with an 8.50 yards per attempt average, a figure that stands as the second-highest single-season total in Broncos history, and threw for a career-high 3,195 yards. Morton once completed 16 consecutive passes in a game and had a streak of nine consecutive games with a touchdown pass. He was a consensus All-American at the University of California, where he also starred in baseball.



Now: Morton resides in San Francisco and works for the University of California, assisting with its fundraising efforts.

MORTON'S DENVER BRONCOS RECORD

Games	Starts	Att.	Comp.	Yards	Pct.	TD	INT	LG	Rtg.
72	64	1,594	907	11,895	56.9	74	65	95t	79.1

MORTON'S NFL CAREER RECORD

Games	Starts	Att.	Comp.	Yards	Pct.	TD	INT	LG	Rtg.
203	144	3,786	2,053	27,908	54.2	183	187	95t	73.5



HAVEN MOSES
 6-2 • 208 • SAN DIEGO STATE
 YEAR INDUCTED: 1988
 YEARS WITH BRONCOS: 1972-81
WIDE RECEIVER




THEN: Haven Moses was inducted into the Denver Broncos Ring of Fame in 1988 as part of a three-member class that included quarterback Craig Morton and kicker Jim Turner. Moses played 10 seasons for the Broncos from 1972-81 as one of their primary wide receivers after joining the team from Buffalo, where he played his first four professional seasons. He finished his Broncos career ranked third in receptions (302 - currently eighth) and receiving yards (5,450 - currently eighth) while tying for first in receiving touchdowns with 44 (currently tied for fourth). His yards-per-reception average for his Denver career was 18.0, which marks the second-highest career total in franchise history, and he averaged more than 19 yards per catch in three consecutive seasons from 1976-78. Moses, who helped Denver to three playoff berths (1977-79), two division titles (1977-78) and its first-ever Super Bowl berth (XII vs. Dallas during the 1977 season), was a key member of the first winning season in Broncos history in 1973 (7-5-2) when he caught a career-high eight touchdown passes to earn Pro Bowl honors. In 1979, he had career bests in receptions (54) and receiving yards (943). Moses was a two-year letterman and an All-American as a wide receiver and defensive back at San Diego State University.




Now: Moses is Director of Development for the Denver Police Activities League. He previously worked for the Archdiocese of Denver and is very active in the community with involvement in various community projects.

MOSES' DENVER BRONCOS RECORD


Games	Starts	Rec.	Yds.	Avg.	LG	TD
140	127	302	5,450	18.0	64t	44

MOSES' NFL CAREER RECORD

Games	Starts	Rec.	Yds.	Avg.	LG	TD
199	N/A	448	8,091	18.1	76t	56




GERALD PHIPPS
 YEAR INDUCTED: 1985
 YEARS WITH BRONCOS: 1961-81
OWNER





THEN: Gerald H. Phipps became the first and only non-player to be inducted into the Denver Broncos Ring of Fame in 1985. Under the guidance of Phipps and his brother Allan, the Broncos rose from their less than auspicious beginnings to the top of the American Football Conference after Phipps purchased the club on Feb. 15, 1965. In 1977, the Broncos posted a 12-2 regular-season record and advanced to the playoffs for the first time in franchise history en route to claiming their first-ever AFC Championship and appearing in their first Super Bowl (XII vs. Dallas). Denver won the AFC West title in 1977 and '78 with Phipps as owner, and the club made three consecutive playoff appearances (1977-79). Under Phipps, the Broncos ultimately rose to a position as one of the NFL's most stable franchises after recording the first winning season in club history under his direction in 1973 (7-5-2 record). With the success of the Broncos, the doors were opened for major league teams from other sports to grab a piece of the Denver sports pie. Following the takeover by the Phipps brothers, Denver Broncos season ticket sales improved from 8,002 in 1964 to 22,905 in 1965. Broncos season tickets were sold out for every season under Phipps from 1970-81 and grew to 73,380 in 1981. Denver's home attendance grew to 598,224 in his final year overseeing the club in 1981. Before purchasing the Broncos, Phipps was the president of the Gerald H. Phipps Inc. Construction Company, which he continued to operate. Phipps was born March 4, 1915, in Denver.




Mr. Phipps passed away on Aug. 6, 1993.



SHANNON SHARPE
 6-2 • 228 • SAVANNAH STATE
 YEAR INDUCTED: 2009
 YEARS WITH BRONCOS: 1990-99, 2002-03
TIGHT END

THEN: Shannon Sharpe was elected as the 22nd member of the Denver Broncos Ring of Fame on May 12, 2009, after 12 record-setting seasons with the club from 1990-99 and 2002-03. He tied a Broncos franchise record with seven consecutive Pro Bowl selections from 1992-98 while becoming the NFL's all-time leader in receptions, receiving yards and receiving touchdowns by a tight end (currently second to Tony Gonzalez). A key member of the Broncos' back-to-back Super Bowl championship teams from 1997-98, Sharpe also was a four-time first-team All-Pro selection by the Associated Press while a member of the Broncos. In 172 career regular-season games (139 starts) with Denver, Sharpe registered the second-most receptions (675), receiving yards (8,439) and receiving touchdowns (55) by a player in club annals, trailing only wide receiver Rod Smith. He also played two seasons with Baltimore from 2000-01, earning the third Super Bowl ring of his career during the 2000 campaign and his eighth trip to the Pro Bowl in 2001 with the Ravens. For his 14-year NFL career, Sharpe played 204 regular-season games (169 starts) and had 815 receptions for 10,060 yards (12.3 avg.) with 62 touchdowns. A finalist for the Pro Football Hall of Fame Class of 2009, Sharpe owns more receptions, receiving yards, receiving touchdowns, Super Bowl wins and Pro Bowl selections than any of the seven tight ends enshrined in the Hall of Fame. Sharpe, who was selected by the Broncos in the seventh round (192nd overall) of the 1990 NFL Draft from Savannah State University, was named the first-team tight end on the NFL 1990s All-Decade Team as chosen by the Hall of Fame Selection Committee members.



Now: Sharpe is a commentator for CBS Sports' NFL coverage and resides in Glennville, Ga.

SHARPE'S DENVER BRONCOS RECORD

Games	Starts	Rec.	Yds.	Avg.	LG	TD
172	139	675	8,439	12.5	82t	55

SHARPE'S NFL CAREER RECORD

Games	Starts	Rec.	Yds.	Avg.	LG	TD
204	169	815	10,060	12.3	82t	62



DENNIS SMITH

6-3 • 200 • SOUTHERN CALIFORNIA
 YEAR INDUCTED: 2001
 YEARS WITH BRONCOS: 1981-94
SAFETY



49

THEN: Dennis Smith was inducted into the Denver Broncos Ring of Fame in 2001, honoring his stellar 14-year career with the club during which he established himself as one of the most feared safeties in the NFL. A ferocious hitter, Smith was voted to six Pro Bowls (1985-86, '89-91, '93) that tie for the fifth most by a player in Broncos history. The four-time All-NFL choice (1985-86, '89, '93) was a key part of seven playoff teams, five division champions and three Super Bowl teams (XXI in 1986, XXII in '87, XXIV in '89) with Denver. Selected by the Broncos in the first round (15th overall) of the 1981 NFL Draft from the University of Southern California, Smith finished his career ranked third all time in games played (184) by a Bronco and fifth in games started (170), and he currently ranks sixth in club annals in both categories. The safety also is one of just four players in the history of the Broncos to play at least 14 seasons with the club. Smith's 30 career interceptions and 431 career interception return yards both were the fifth-highest totals at the time of his retirement (currently both sixth). Smith's career totals also include 1,171 tackles (794 solo) and 15 sacks. He posted a career-high five sacks in 1983, a career-high five interceptions in '91 and a career-high 120 tackles in '92. For his career, Smith recorded five seasons with at least 100 tackles. He was a consensus All-America choice in 1980 as a senior at USC, where he lettered four times in football and three times in track.



Now: Smith and his wife, Andre, have two children: Tiffany Diamond (24) and Armani Joseph (21), and reside in Hollywood Hills, Calif. Dennis and Andre own and manage a number of properties in Southern California and also give their time and financial support to the Make-A-Wish Foundation and Covenant House, a home for kids in need.

SMITH'S DENVER BRONCOS CAREER RECORD

Games	Starts	Solo	Assist	Total	Sacks	Int.	Yds.	Avg.	TD	Fum. Rec.	Fum TD	Def. TD
184	170	794	377	1,171	15.0	30	431	14.4	0	17	1	1



PAUL SMITH

6-3 • 256 • NEW MEXICO
 YEAR INDUCTED: 1986
 YEARS WITH BRONCOS: 1968-78
DEFENSIVE TACKLE



70

THEN: Paul Smith was inducted into the Denver Broncos Ring of Fame in 1986 along with quarterbacks Frank Tripucka and Charley Johnson. The defensive tackle recorded 55.5 sacks with the Broncos from 1968-78, finishing his 11-year career in Denver ranked second in that category (currently seventh). He posted 10.5 sacks in 1972 and 11 sacks in '73, propelling him to back-to-back Pro Bowl selections, while registering a career-high 12 sacks during the '71 campaign. Smith did not miss a game for five consecutive seasons from 1969-73, appearing in all 70 contests during that period. He saw action in 12 games during the 1977 campaign, a season in which the AFC West-champion Broncos reached the playoffs for the first time in club history and played in Super Bowl XII against the Cowboys. Smith was one of the team's defensive leaders during the years when Denver was building the foundation for defensive excellence with the famed "Orange Crush." His head coach, John Ralston, once said that Smith was "the finest defensive tackle in pro football," and the lineman was known for being one of the quickest defensive tackles in the NFL. Smith's 11-year career was the longest in Broncos annals until he was surpassed by fellow Ring of Famer Billy Thompson. He was the first 10-year man in Broncos history after joining the club as a ninth-round selection (222nd overall) in the 1968 NFL Draft from the University of New Mexico. Smith finished his professional career by playing two seasons with Washington from 1979-80.



Smith passed away on March 14, 2000.

SMITH'S DENVER BRONCOS RECORD

Games	Starts	Sacks	Int.	Yds.	Avg.	TD
133	72	55.5	1	6	6.0	0

SMITH'S NFL CAREER RECORD

Games	Starts	Sacks	Int.	Yds.	Avg.	TD
164	N/A	N/A	2	14	7.0	0




LIONEL TAYLOR

6-2 • 215 • NEW MEXICO HIGHLANDS
 YEAR INDUCTED: 1984
 YEARS WITH BRONCOS: 1960-66
END



87

THEN: Lionel Taylor, one of the original Broncos, was one of the original Ring of Famers after being inducted with the inaugural class in 1984. He finished his seven-year Broncos career (1960-66) as the franchise's all-time leader in receptions (543) and receiving yards (6,872), records he held until 1999 when he was eclipsed by Shannon Sharpe and most recently by Rod Smith. In addition, he set a Broncos record for career touchdown receptions with 44, a mark that now ties for the fourth highest in team history. He caught 92 passes for 1,235 yards (13.4 avg.) with 12 touchdowns in Denver's inaugural 1960 campaign, and his reception total that year stands as the fifth best by a second-year player in NFL history. Taylor followed his impressive 1960 campaign with 100 receptions (1,176 yds.) in 1961 that stood as the franchise record until 2000 and currently tie for fifth on its single-season chart. Regarded by many as the possessor of the best hands in pro football, Taylor led the AFL in receiving for five of the league's first six years of existence. He never caught fewer than 76 passes in a season over those first six years, averaging 84.7 catches from 1960-65 for the highest six-year total in football history at that time. He totaled AFL/NFL bests in receptions (508) while ranking third in receiving yards (6,424) and tying for eighth in touchdown receptions (43) from 1960-65. A three-time All-AFL selection (1960-61, '65) who played in the league all-star game in 1962, Taylor attended New Mexico Highlands University. He entered the NFL with Chicago in 1959 and played for the Bears as a linebacker for one season before joining the Broncos in 1960. He finished his professional career playing two seasons with Houston from 1967-68.



Now: Taylor makes his home in Albuquerque, N.M. He was an assistant coach on the staff of the championship teams of the Pittsburgh Steelers in the 1970s and was head coach of the England Monarchs of the World League.

TAYLOR'S DENVER BRONCOS RECORD

Games	Starts	Rec.	Yds.	Avg.	LG	TD
96	N/A	543	6,872	12.7	80t	44

TAYLOR'S NFL CAREER RECORD

Games	Starts	Rec.	Yds.	Avg.	LG	TD
121	N/A	567	7,195	12.7	80t	45



BILLY THOMPSON

6-2 • 201 • MARYLAND STATE
 YEAR INDUCTED: 1987
 YEARS WITH BRONCOS: 1969-81
SAFETY



36

THEN: Billy Thompson, regarded by many as one of the best defensive backs in Denver Broncos history, was the only Ring of Fame inductee in 1987. A third-round draft choice (61st overall) by the Broncos in 1969, Thompson was the first player in team history to play 13 seasons with Denver (1969-81) with that total tying for the sixth highest in franchise annals. A team captain for many years, Thompson finished his career with more starts (178) and games played (179) than any player in Broncos history and currently ranks third and 10th, respectively, in those categories. The safety also had the longest consecutive start and games played streaks (156 games) in Broncos history at the time of his retirement, marks that currently rank first and third, respectively, in club annals. Thompson was a three-time Pro Bowl selection (1977-78, '81) who earned All-NFL honors twice (1977-78) while establishing himself as one of the game's top ballhaws, finishing his career with a club-record 61 takeaways (40 INTs/21 FUM) as a member of teams that reached the playoffs three times (1977-79), won two division titles (1977-78) and appeared in one Super Bowl (XII in 1977). His 40 career interceptions are the third




most by a Bronco in team history, and Thompson stands atop the Broncos' career interception return yardage list with 784 for a 19.6-yard average that is the second best in club history. The safety scored seven defensive touchdowns for his career, reaching the end zone three times on interception returns and four times on fumble recoveries. His three interception return touchdowns tie for the second-highest total in Broncos annals while his four fumble recovery touchdowns stood as the NFL's career record for many years and currently tie for second in league history. As a rookie in 1969, Thompson became the first player in pro football history to lead his league in both kickoff (28.5 avg.) and punt return (11.5 avg.) average in the same season. He finished his career with the second-most punt return yards (1,814), seventh-best punt return average (11.6) and third-best kickoff return average (25.1) in Broncos history. Thompson enjoyed a brilliant career at Maryland State (now Maryland-Eastern Shore), earning All-CIAA honors three times as a defensive back and being named team MVP as a senior. He also twice earned NAIA All-America honors and made All-CIAA three times in baseball as a centerfielder.

Now: Thompson was a college scout for the Broncos for two years before moving into the position of Director of Player Relations and Alumni Coordinator. He is now the club's Director of Community Outreach and in that role coordinates the activities of the Broncos' former players, who remain a vital part of the organization. He works with the Denver Broncos Alumni Council and former Broncos players to integrate their involvement in the club's community outreach programs, which focus on youth, health and hunger initiatives. Thompson is a member of the Board of Directors of The Metropolitan State College of Denver and also volunteers time with the Urban League, Hispanic Chamber of Commerce and several other non-profit organizations. Thompson makes his home in Aurora, Colo.



THOMPSON'S DENVER BRONCOS CAREER RECORD

Games	Starts	Sacks	Int.	Yds.	Avg.	TD	Fum. Rec.	Fum TD	Def. TD
179	178	4.0	40	784	19.6	3	21	4	7

KICK RETURNS				PUNT RETURNS					
No.	Yds.	Avg.	LG	No.	Yds.	Avg.	LG	TD	
46	1,156	25.1	63	0	157	1,814	11.6	60	0



FRANK TRIPUCKA
6-2 • 192 • NOTRE DAME
YEAR INDUCTED: 1986
YEARS WITH BRONCOS: 1960-63
QUARTERBACK

Then: Frank Tripucka—who joined the Denver Broncos Ring of Fame in 1986—is one of the original Broncos, playing for the team from 1960-63. Tripucka led the Broncos to their first-ever .500 season in 1962 (7-7) and represented half of the Tripucka-to-Lionel Taylor passing combination as the duo (both Ring of Famers) went on to set various records together. Tripucka, who joins John Elway and Floyd Little as one of three Broncos whose jersey number is retired, recorded his best statistical season in 1960 when he completed 248-of-478 passes (51.9%) for 3,038 yards with 24 touchdowns. His 3,038 passing yards led the AFL that year while his 24 touchdown passes tied for the second-highest total in the league. The signal-caller was selected to play in the AFL All-Star Game following a 1962 season in which he threw for 2,917 yards to lead Denver to a 7-7 record and a second-place finish in the AFL West. Tripucka's 7,645 passing yards and 51 touchdown passes from 1960-62 marked the second-highest totals in the AFL during those three seasons. Tripucka currently ranks sixth in Broncos history in career passing yards (7,676), fifth in pass attempts (1,277), sixth in completions (662) and seventh in touchdown passes (51). His five career 300-yard passing games mark the fourth-highest total in franchise history, and he shares the team record for most touchdown passes in a game with five (vs. Buffalo, 10/28/62). His 447 passing yards against Buffalo (9/15/62) stood as the Broncos' single-game record until 2000 and currently tie for third in club annals. A former star at Notre Dame, Tripucka joined the Broncos after playing for Detroit (1949), the Chicago Cardinals (1950-52) and the Dallas Texans (1952).



Now: Tripucka is a retired beer distributor. He currently resides in New Jersey.

TRIPUCKA'S DENVER BRONCOS RECORD

Games	Starts	Att.	Comp.	Yards	Pct.	TD	INT	LG	Rtg.
44	42	1,277	662	7,676	51.8	85	96t		55.9

TRIPUCKA'S NFL CAREER RECORD

Games	Starts	Att.	Comp.	Yards	Pct.	TD	INT	LG	Rtg.
75	N/A	1,745	879	10,282	50.4	69	124	96t	52.2

DID YOU KNOW?

During their 39-38 win against San Diego on Sept. 14, 2008, the Broncos became the third team in NFL history to give up the opportunity for a tie and win a game with a successful two-point conversion.



JIM TURNER
6-2 • 205 • UTAH STATE
YEAR INDUCTED: 1988
YEARS WITH BRONCOS: 1971-79
KICKER




Then: Jim Turner, a 1988 inductee into the Denver Broncos Ring of Fame, ranks as one of the most prolific kickers of all time in professional football. He never missed a game as a pro and finished with a streak of 228 consecutive appearances, including 130 in nine seasons (1971-79) with the Broncos, for whom he scored 742 points to establish himself as Denver's all-time scoring leader until Jason Elam passed his mark in 1999. Turner also ranks behind only Elam in Broncos history in career field goals made (151) and extra points made (283). Turner's 151 field goals made with Denver from 1971-79 marked the fourth-highest total in the NFL during that period while his 742 points scored were the fifth most in the league over that span. In 1977, Turner helped Denver post a 12-2 regular-season record to earn the franchise's first-ever playoff appearance en route to advancing to Super Bowl XII against Dallas. Turner was a key part of Broncos squads that earned a total of three playoff appearances (1977-79) and two division titles (1977-78). Named the Broncos' special teams MVP in 1975, Turner joined Denver in 1971 after the club acquired him in a trade from the New York Jets. He played seven seasons for the Jets (1964-70), helping lead the club to a victory in Super Bowl III against Baltimore. At the time of his retirement, Turner ranked second in NFL career scoring with 1,439 points (currently 17th) as well as second in field goals with 304 (currently tied for 17th). Turner kicked 521 career extra points (17th in NFL history) and was the fourth player to ever reach the 500 mark. Before entering the NFL, Turner was a three-time letterman as a quarterback at Utah State University in the early 1960s.




Now: Turner resides in the Denver area and is active in the community. He is an academic tutor at Jefferson Senior High School and is involved with the NFL's Play it Smart program.

TURNER'S DENVER BRONCOS RECORD



PAT CONVERSIONS			FIELD GOALS			
Games	No.-Att.	Pct.	No.-Att.	Pct.	LG	Pts.
130	283-301	94.1	151-232	65.1	53	742

TURNER'S NFL CAREER RECORD

PAT CONVERSIONS			FIELD GOALS			
Games	No.-Att.	Pct.	No.-Att.	Pct.	LG	Pts.
228	521-543	95.9	304-488	62.3	53	1,439



LOUIS WRIGHT
6-2 • 200 • SAN JOSE STATE
YEAR INDUCTED: 1993
YEARS WITH BRONCOS: 1975-86
CORNERBACK

Then: Louis Wright was named to the Denver Broncos Ring of Fame in 1993 following an electrifying 12-year career (1975-86) with the club as a cornerback. Selected by the Broncos in the first round (17th overall) of the 1975 NFL Draft from San Jose State University, Wright was a five-time Pro Bowl choice (1977-79, '83, '85) and is one of nine players in franchise history to be selected to at least five Pro Bowls. He was named All-NFL by *The Sporting News*, *Pro Football Weekly* and the NEA in 1977, a year in which he was a key member of Denver's 12-2 team that became the first in franchise history to make the playoffs en route to reaching Super Bowl XII against Dallas. For his career, Wright helped the Broncos earn six playoff berths (1977-79, '83-84, '86), four division titles (1977-78, '84, '86) and two Super Bowl appearances (XII in '77 and XXI in '86). He received All-AFC honors from UPI in 1985 after posting five interceptions that year while his teammates voted him Denver's MVP on defense following both the 1982 and '84 seasons. Wright played 166 career games as a Bronco, including 163 starts that ranked fourth in club history at the time of his retirement and currently stand eighth. The defensive back played every game in a season eight times, including the 1983 campaign in which he recorded a career and team-high six interceptions. Wright's 26 career interceptions rank seventh in club history while his 360 career interception return yards are eighth on Denver's all-time list. He recovered 11 fumbles for his career and scored twice on fumble recoveries for touchdowns. At San Jose State, Wright was a two-time letterwinner as a defensive back. He also won two letters in track and once ran the 100 meters in 9.6 seconds.



Now: Wright teaches at Mrachek Middle School in Aurora, Colo., where he currently resides. He also is an assistant coach for the Rangeview High School football team.

WRIGHT'S DENVER BRONCOS CAREER RECORD

Games	Starts	Sacks	Int.	Yds.	Avg.	TD	Fum. Rec.	Fum TD	Tot. TD
166	163	3.0	26	360	13.8	1	11	2	4*

* Includes a blocked field goal returned for a touchdown (vs. S.D., 11/17/85)



GARY ZIMMERMAN
 6-6 • 294 • OREGON
 YEAR INDUCTED: 2003
 YEARS WITH BRONCOS: 1993-97
TACKLE



65

THEN: Gary Zimmerman, named to the Pro Football Hall of Fame Class of 2008, was inducted into the Denver Broncos Ring of Fame in 2003. He played tackle for the Broncos for five seasons (1993-97) and became the first offensive lineman in the history of the franchise to be honored with inclusion in the Ring. A finalist for the Pro Football Hall of Fame from 2003-04 and '06-07 before he joined John Elway as the second HOF inductee who spent a primary portion of his career in Denver, Zimmerman was acquired by the Broncos in a trade from Minnesota on Aug. 24, 1993, after playing his first seven years with the Vikings. He was named to the Pro Bowl three times (1994-96) as a Bronco and helped the franchise to its first-ever World Championship with a victory over Green Bay in Super Bowl XXXII during his final season in 1997. Zimmerman, who started all 76 games played as a Bronco, helped Denver lead the NFL in total yards twice (1996-97) and record three consecutive top-5 league rushing rankings (1995-97), including an NFL-best mark in 1996. During his 12 career seasons in the NFL from 1986-97, Zimmerman started all 184 games played and was named to seven Pro Bowls (1987-89, '92, '94-96) while receiving first or second-team All-Pro honors eight times. He holds the unique distinction of being one of only a handful of players to be named to two NFL All-Decade Teams (1980s and 1990s). Picked in the first round (third overall) of the 1984 supplemental draft by the New York Giants, his signing rights were traded to the Vikings for two second-round picks in the 1986 draft. He spent two seasons with the L.A. Express of the USFL before reporting to Minnesota, where he began a streak of 169 consecutive starts that lasted until 1996 when surgery sidelined him. Zimmerman, who helped the Vikings lead the NFC in rushing in 1991, anchored offensive lines that blocked for a conference's leading passer four times during his career (1986, '88, '93, '96). He played at the University of Oregon, where he received first-team All-Pacific-10 Conference honors as a senior.



Now: Zimmerman and his family make their home in Bend, Ore.

ZIMMERMAN'S DENVER BRONCOS RECORD

Games	Starts
76	76

ZIMMERMAN'S NFL CAREER RECORD

Games	Starts
184	184

BRONCOS ALL-TIME TWO-POINT CONVERSION HISTORY

BRONCOS				OPPONENTS			
Year	Md.	Att.	Pct.	Year	Md.	Att.	Pct.
1994	3	8	37.5	1994	5	8	62.5
1995	2	3	66.7	1995	0	2	0.0
1996	0	1	0.0	1996	2	6	33.3
1997	4	5	80.0	1997	0	0	0.0
1998	1	3	33.3	1998	2	7	28.6
1999	1	1	100.0	1999	1	3	33.3
2000	2	5	40.0	2000	0	2	0.0
2001	3	4	75.0	2001	0	1	0.0
2002	0	2	0.0	2002	1	5	20.0
2003	1	1	100.0	2003	2	3	66.7
2004	0	0	0.0	2004	0	3	0.0
2005	1	2	50.0	2005	0	1	0.0
2006	0	0	0.0	2006	1	2	50.0
2007	0	1	0.0	2007	3	3	100.0
2008	2	2	100.0	2008	1	2	50.0
TOTALS	20	38	52.6	TOTALS	18	48	37.5

BRONCOS ALL-TIME DRAFT CHOICES

NUMBER OF DRAFT CHOICES PER SCHOOL

- 17 — Florida
- 14 — Colorado
- 13 — Georgia, Houston, Miami (Fla.), Nebraska, Southern California
- 12 — Michigan State
- 11 — Louisiana State, Washington
- 10 — Arizona State
- 9 — Arkansas, Michigan, Notre Dame, Purdue
- 8 — Clemson, Maryland, Mississippi, Oregon, Texas, Utah State, Virginia Tech, Washington State
- 7 — Arizona, Iowa, Kansas, Minnesota, Ohio State, Syracuse
- 6 — Auburn, Baylor, Boise State, Brigham Young, Florida A&M, Georgia Tech, North Carolina, Oklahoma, San Diego, Tennessee, Virginia
- 5 — Alabama, Alcorn State, Boston College, Grambling, Illinois, Mississippi State, Northwestern, Penn State, Pittsburgh, San Jose State, Texas A&M, Texas Christian, UCLA
- 4 — Arkansas State, Bowling Green/Bowling Green State, California, Colorado State, Florida State, Idaho, Iowa State, Jackson State, Kentucky, Louisville, Maryland-Eastern Shore, Northern Arizona, Oklahoma State, Oregon State, Pacific, South Carolina, Southern, Stanford, Texas A&I/Texas A&M Kingsville, Texas Tech, Tulsa, Wyoming
- 3 — Detroit, Duke, Kansas State, Miami (Ohio), Montana State, North Texas State, Rice, Richmond, Tennessee State, Texas-El Paso, Toledo, Tulane, Utah, Weber State, Wisconsin
- 2 — Alabama A&M, Bakersfield J.C., Boston University, Central Florida, Central State (Okla.), Cincinnati, Fresno State, Hawaii, Hillsdale, Hofstra, Holy Cross, Idaho State, Indiana, Kent State, Marshall, Massachusetts, Nevada-Las Vegas, New Mexico, New Mexico State, North Carolina Central, North Dakota, Ohio, Southern Mississippi, Tuskegee, Villanova, Wake Forest, Western Illinois, Western Michigan
- 1 — Abilene Christian, Air Force, Akron, Albany State, Albion, Arkansas-Pine Bluff, Augustana (S.D.), Ball State, Benedictine, Bloomsburg, C.W. Post, Cal. State-Humboldt, Central Michigan, Colorado College, Cornell College (Iowa), Dayton, Delaware State, Denver, Drake, Dubuque, East Carolina, Eastern Illinois, Elon College, Evansville, Findlay, Florence State, Fort Valley State, Furman, Harding, Howard, Howard Payne, James Madison, Kutztown, Lamar, Liberty, Long Beach State, Louisiana Tech, Maine, McNeese State, Memphis State, Middle Tennessee State, Mississippi Valley State, Mississippi College, Morgan State, Muskingum, Northeastern Louisiana, Northeastern Missouri State, Nebraska-Omaha, New Mexico Highlands, Norfolk State, North Alabama, North Carolina State, North Dakota State, Northern Illinois, Occidental, Parsons College, Southeastern Louisiana, Salem College (W. va.), Santa Ana J.C., Savannah State, South Carolina State, South Dakota, South Dakota State, South Dakota Tech, Southern Methodist, Tampa, Temple, Tennessee Tech, Tennessee-Martin, Trinity (Conn.), Troy State, Valparaiso, Vanderbilt, Vermont, Virginia Military, Wayne State (Neb.), West Texas State, West Virginia, Wichita State, William & Mary, Wisconsin-Whitewater, Wittenburg, Yankton College

BRONCOS ALL-TIME FIRST-ROUND PICKS (SINCE 1967)

Year	Ovr.	Name	Pos.	School	Year	Ovr.	Name	Pos.	School
1967	6	Floyd Little	HB	Syracuse	1991	4	Mike Croel	LB	Nebraska
1970	11	Bobby Anderson	RB	Colorado	1992	25	Tommy Maddox	QB	UCLA
1971	12	Marv Montgomery	T	Southern Calif.	1993	11	Dan Williams	DE	Toledo
1972	5	Riley Odoms	TE	Houston	1996	15	John Mobley	LB	Kutztown
1973	9	Otis Armstrong	RB	Purdue	1997	28	Trevor Pryce	DT	Clemson
1974	14	Randy Gradishar	LB	Ohio State	1998	30	Marcus Nash	WR	Tennessee
1975	17	Louis Wright	CB	San Jose State	1999	31	Al Wilson	LB	Tennessee
1976	15	Tom Glassic	G	Virginia	2000	15	Deltha O'Neal	CB	California
1977	18	Steve Schindler	G	Boston College	2001	24	Willie Middlebrooks	CB	Minnesota
1978	27	Don Latimer	DT	Miami (Fla.)	2002	19	Ashley Lelie	WR	Hawaii
1979	22	Kelvin Clark	T	Nebraska	2003	20	George Foster	T	Georgia
1981	15	Dennis Smith	S	Southern Calif.	1981	15	Dennis Smith	S	Southern Calif.
1982	21	Gerald Willhite	RB	San Jose State	1982	4	Chris Hinton	G	Northwestern
1983	4	Chris Hinton	G	Northwestern	1985	26	Steve Sewell	RB	Oklahoma
1985	26	Steve Sewell	RB	Oklahoma	1987	27	Ricky Nattiel	WR	Florida
1987	27	Ricky Nattiel	WR	Florida	1988	26	Ted Gregory	NT	Syracuse
1988	26	Ted Gregory	NT	Syracuse	1989	20	Steve Atwater	S	Arkansas
1989	20	Steve Atwater	S	Arkansas	2009	18	Robert Ayers	DE	Tennessee

ALL-TIME DRAFT CHOICES

1960 (FIRST SELECTIONS)

Name	Pos.	School
Harry Ball	T	Boston College
Charley Britt	QB	Georgia
Dave Canary	E	Cincinnati
Paul Candro	HB	Boston University
Bill Carrico	G	North Texas State
Larry Cundiff	C	Michigan State
Bernard Darre	T	Tulane
Roger Davis	T	Syracuse
Lonnie Dennis	G	Brigham Young
John Dingens	T-G	Detroit
Maurice Duke	G	Texas
Mike Dowdie	FB	Texas
Wayne Hawkins	T	Pacific
Gary Huber	C	Miami (Ohio)
Dave Hudson	E	Florida
Claude King	HB	Houston
Don Klochak	FB	North Carolina
Roger LeClerc	C	Trinity (CT)
Dean Look	QB	Michigan State
Bill Mathis	HB	Clemson
Ken McNeece	T-G	San Jose State
James Monroe	QB	Arkansas
Ray Norton	HB	San Jose State
Robert Rosbaugh	HB	Miami (Fla.)
Mel Semenko	E	Colorado
Lebron Shields	T	Tennessee
Jack Spikes	FB	Texas Christian
Howard Turley	E	Louisville
Jim Walden	QB	Wyoming
Willie West	HB	Oregon
John Willener	G	Oregon
Bob Yates	T	Syracuse
Ken Young	E	Valparaiso
Bob Zimpter	T-G	Bowling Green

1960 (SECOND SELECTIONS)

Name	Pos.	School
Mel Branch	T-G	Louisiana State
Ronnie Cain	E	Kentucky
Jack Campbell	E	Toledo
Tom Chapman	E	Detroit
LaVelle Coleman	HB	Western Michigan
Jim Colvin	T-G	Houston
Teddy Foret	T-G	Auburn
Bobby Green	HB	Florida
Jack Hanlon	HB	Penn State
George Hershberger	T-G	Wichita State
Sam Homer	HB	Virginia Military
Bob Hudson	E	Lamar
Vic Jones	HB	Indiana
Billy Luplow	T-G	Arkansas
George Phelps	HB	Cornell College (Iowa)
Tom Roberts	T-G	Georgia Tech
Sam Stenger	C	Denver
Olin Treadway	QB	Iowa
John Wilkins	T-G	So. California
Emmet Wilson	T-G	Georgia Tech

1961

Rd.	Name	Pos.	School
1	Bob Gaiters	HB	New Mexico State
2	Jerry Hill	HB	Wyoming
3	Chas Strange	C	Louisiana State
4a	Roland McDole	T	Nebraska
4b	Sonny Davis (from N.Y.)	E	Nebraska
5	Charles Cowan	E	New Mex. Highlands
6	Dale Evans	HB	Kansas State
7	Pat Patchen	E	Florida
9	Phil Nugent	QB	Tulane
10	Chas. Sturgeon	HB	Kentucky
11	John Simko	E	Augustana (S.D.)
12	Jerry Miller	E	Howard Payne
13	Ron Greene	G	Washington State

14	Bill Cooper	FB	Muskingum
15	Willie Crafts	G	Texas A&I
16	Jim Larkin	T	Hillsdale
17	Chuck Weiss	FB	Colorado
18	Chick Graning	HB	Georgia Tech
19	John Hobbs	G	Maryland-E. Shore
20	Buck McLeod	T	Baylor
21	Jim Morgan	HB	Iowa State
22	Tom Hackler	E	Tennessee Tech
23	Tom Jewell	T	Idaho State
24	E. A. Simms	E	New Mexico State
25	Pete Samms	T	Central State (Okla.)
26	Sam Smith	HB	Florence State
27	Donald Olson	HB	Nebraska
28	Wayne Lee	G	Colorado State
29	Archie Cobb	T	Nebraska
30	Dave Mills	HB	N.E. Missouri State

1962

Rd.	Name	Pos.	School
1	Merlin Olsen	T	Utah State
2	Jerry Hillebrand	E	Colorado
3	Charles Holmes	FB	Maryland-E. Shore
4	John Furman	QB	Texas-El Paso
7	John McGeever	HB	Auburn
8	Elbert Harris	HB	S.E. Louisiana
9	Larry Jepson	C	Furman
10	Gale Weidner	QB	Colorado
11	Mike Kline	G	Oregon State
13	Bob Cegelski	QB	Montana State
14	Sonny Gibbs	QB	Texas Christian
15	Bill Louden	G	Benedictine
16	Gary Ballman	HB	Michigan State
17	Jerry Tarr	E	Oregon
18	Pete Schenk	E	Washington State
20	Mike Martin	E	Washington State
21	Jim Perkins	T	Colorado
22	Don Kasso	HB	Oregon State
23	Ken Tureaud	HB	Michigan
24	Neil Thomas	G	Hillsdale
25	Dave Edwards	E	Auburn
26	Jim Roberts	T	Mississippi
27	Andy VonSonn	C	Toledo
28	Paul Holmes	T	Georgia
29	Lynn Hoyem	C	Long Beach State
30	Walter Mince	HB	Arizona
31	Bill Williamson	T	Bakersfield J.C.
32	Vester Flanagan	T	Cal. State-Humboldt
33	Duane Allen	E	Santa Ana J.C.
34	Steve Stonebraker	E	Detroit

1963

Rd.	Name	Pos.	School
1	Kermit Alexander	HB	UCLA
2a	Ray Poage (from New York)	FB	Texas
2b	Tom Nomina	T	Miami (Ohio)
3	Tommy Janik	HB	Texas A&I
4	Lou Slaby	LB	Pittsburgh
5	Ray Mansfield	C	Washington
6	Anton Peters	T	Florida
7a	Mickey Slaughter (from San Diego)	QB	Louisiana Tech
7b	Paul Flatley	E	Northwestern
8a	Hewritt Dixon (from Buffalo)	FB	Florida A&M
8b	John Griffin	HB	Memphis State
9	Marv Fleming	E	Baylor
10a	Lonnie Sanders	HB	Michigan State
10b	Pat Richter (from Houston)	E	Wisconsin
11	Billy Joe	FB	Villanova
12	John Gamble	E	Pacific
13	James Maples	C	Baylor
15	Winston Freeman	E	North Texas State
16	David Crossan	G	Maryland

17	Bob Paremora	HB	Florida A&M
18	Charles Mitchell	HB	Washington
19a	Frank Baker	FB	Toledo
19b	Bruce Starling (from Dallas)	HB	Florida
20	Dan Grimm	G	Colorado
21	Ross Nolan	E	N.E. Louisiana
22	Dave Mathiesen	QB	Washington State
23	Billy Mooty	HB	Arkansas
24	C.B. Simons	LB	Stanford
25	Forest Farmer	LB	Purdue
26	Monte Day	T	Fresno State
27	John Sellers	T	Bakersfield J.C.
28	Bill Reddell	HB	Occidental
29	Kern Carson	HB	San Diego State

1964

Rd.	Name	Pos.	School
1	Bob Brown	T	Nebraska
3a	Marv Woodson	DB	Indiana
3b	Matt Snorton (from Boston)	DE-E	Michigan State
6a	Don Shackelford	T	Pacific
6b	Al Denison (from Oakland)	FL	Florida A&M
7	Ray Kubala	C-T	Texas A&M
7a	Jerry Richardson (from Houston)	LB	West Texas State
8	Wally Hilgenberg	G-LB	Iowa
9	John Mims	T	Rice
12	Paul Krause	DB	Iowa
13	Charley Parker	G	Southern Mississippi
14	Bob Hayes	HB	Florida A&M
15	Chuck Logan	E	Northwestern
16	Bob Cherry	E	Wittenburg
17	Jim McNaughton	E	Utah State
18	George Mira	QB	Miami (Fla.)
19	Odell Barry	FL	Findlay
21	Dick Herzog	T	Drake
22	Gary Lewis	HB	Arizona State
23	Ken Brusvan	T	Oregon State
24	Mickey Bitsko	LB	Dayton
25	Jim Jones	E	Wisconsin
26	Bob Berry	QB	Oregon

1965

Rd.	Name	Pos.	School
2	Dick Butkus	LB	UCLA
3	Glen Ressler	C	Penn State
4	George Donnelly	DB	Illinois
5a	Bob Breitenstein	T	Tulsa
5b	Max Leetzow (from Oakland)	DT	Idaho
6	Tom Wilhelm	DE	Syracuse
7	Jim Garcia	T	Purdue
8	John Holman	G	Wisconsin
9	Gary Bussell	DB	Georgia Tech
10	Gene Jeter	LB	Arkansas-Pine Bluff
11	Tom Vaughan	HB	Iowa State
12	Tom Myers	QB	Northwestern
13	Mike Strofalino	LB	Villanova
14	John Frick	G	Ohio
15	Jeff Jordan	DB	Tulsa
16	Brian Schweda	T	Kansas
18	Larry Dupree	HB	Florida
19	Ron Oelschlager	HB	Kansas
20	Terry Metchner	G	Albion

1966

Rd.	Name	Pos.	School
1	Jerry Shay	T	Purdue
2	Freeman White	E	Nebraska
3	Bob Hadrick	E	Utah
4	Randy Johnson	QB	Texas A&I
5	Billy Clay	DB	Mississippi
6	James Fulgham	T	Minnesota
7	Jerry Jone	G	Bowling Green
7a	Scotty Glacken (from Buffalo)	QB	Duke
8	Goldie Sellers	DB	Grambling
9	Ron Sbranti	LB	Utah State

10	Larry Cox	T	Abilene Christian
11	James Burns	G	Northwestern
13	Eric Crabtree	DB	Pittsburgh
14	Fred Forsberg	DT	Washington
15	Mike Ringer	DB	Oklahoma
16	Frank Rogers	K	Colorado
17	Gary Eickman	DE	Illinois
18	Tom Talaga	T	Notre Dame
19	Tom Coughlin	DE	Miami (Fla.)
20	Cliff Hysell	T	Montana State

1967

Rd.	No.	Name	Pos.	School
1	6	Floyd Little	HB	Syracuse
2	32	Thomas Beer	TE	Houston
3a	58	Mike Current (from Miami)	T	Ohio State
3b	59	George Goeddeke	C	Notre Dame
4	85	Carl Cunningham	DE	Houston
5a	110	Fran Lynch (from Miami)	FB	Hofstra
5b	113	John Huard	LB	Maine
6	139	Neal Sweeney	E	Tulsa
7	165	Frank Richter	G	Georgia
8	191	Tom Cassese	E	C.W. Post
9	217	James Summers	DB	Michigan State
10	243	Paul Krause	QB	Dubuque
11	269	Lou Andrus	DE	Brigham Young
13	321	Dennis Furjanic	DE	Houston
14	347	Tom Francisco	HB	Virginia Tech
15	373	Donald Smith	G	Florida A&M
16	399	Jack Lentz	QB	Holy Cross
17	425	Wayne Valley	T	Oregon State

1968

Rd.	No.	Name	Pos.	School
2	31	Curley Culp	DE	Arizona State
3a	58	Garrett Ford	RB	West Virginia
3b	75	Robert Vaughan (from Kansas City)	T	Mississippi
4a	91	Gordon Lambert (from Miami)	LB	Tennessee-Martin
4b	102	Drake Garrett (from Kansas City)	DB	Michigan State
4c	111	Gus Holloman (from Cincinnati)	DB	Houston
8	196	Steve Holloway	DB	Weber State
9	222	Paul Smith	LB	New Mexico
10	252	Bob Langford	T	Middle Tenn. St.
12	304	Robert Hendrix	T	Mississippi
13	330	Charles Greer	DB	Colorado
14	357	Marlin Briscoe	RB	Nebraska-Omaha
15	386	Jeff Kuhman	LB	Vermont
16	412	Adin Brown	LB	William & Mary
17	438	Steve Grady	RB	So. California

1969

Rd.	No.	Name	Pos.	School
2	36	Grady Cavness	DB	Texas-El Paso
3	61	Bill Thompson	DB	Maryland-E. Shore
4a	84	Mike Schnitker (from Boston through Kansas City)	LB	Colorado
4b	88	Edward Hayes (from Buffalo)	DB	Morgan State
5	113	Frank Quayle	RB	Virginia
6a	131	Wandy Williams (from Buffalo)	RB	Hofstra
6b	140	Mike Coleman	RB	Tampa
7	165	Al Giffin	TE	Auburn
9	217	Henry Jones	RB	Grambling
10	244	Jim Smith	DB	Utah State
11	270	Alan Pastrana	QB	Maryland
12	296	Wes Plummer	DB	Arizona State
13	321	John Sias	SE	Georgia Tech
14	348	Gary Crane	LB	Arkansas State
15	373	Errol Kahoun	G	Miami (Ohio)
16	400	Billy Woods	DB	North Texas State
17	425	Buster O'Brien	QB	Richmond

ALL-TIME DRAFT CHOICES, CONT.

1970

Rd.	No.	Name	Pos.	School
1	11	Bob Anderson	RB	Colorado
2	37	Alden Roche	DE	Southern
3	63	John Kohler	T	South Dakota
4	89	Jerry Hendren	WR	Idaho
5	115	Bill McKay	LB	Purdue
6	141	John Mosier	TE	Kansas
7	167	Randy Montgomery	CB	Weber State
8	208	Lewis Porter	RB	Southern (from Kansas City)
9	219	Dave Washington	LB	Alcorn State
10	247	Maurice Fullerton	T	Tuskegee
11	271	Cleve Bryant	DB	Ohio University
12	301	Greg Jones	RB	UW-Whitewater
13	323	Jim McKay	CB	Parsons College
14	349	Jeff Slipp	LB	Brigham Young
15	375	Maher Barakat	K	S. Dakota Tech
16	401	Bob Stewart	QB	Northern Arizona
17	427	Frank Kalifoss	K	Montana State

1971

Rd.	No.	Name	Pos.	School
1	12	Marv Montgomery	T	So. California
2	35	Dwight Harrison	WR	Texas A&I
4a	79	Lyle Alzado	DE	Yankton College (from Boston)
4b	87	Cleo Johnson	CB	Alcorn State
6	139	Harold Phillips	C	Michigan State
7	165	Doug Adams	CB	Ohio State
8	187	Tom Beard	LB	Michigan State (from Houston)
9	217	John Handy	LB	Purdue
10	243	Carlis Harris	WR	Idaho State
11	269	Roger Roitsch	DT	Rice
12	295	Floyd Franks	WR	Mississippi
13	321	Craig Blackford	QB	Evansville
14	350	Tommy Lyons	C	Georgia
15	373	Lawrence James	RB	Norfolk State
16	399	Steve Thompson	DT	Minnesota
17	425	Jack Simcsak	P-K	Virginia Tech

1972

Rd.	No.	Name	Pos.	School
1	5	Riley Odoms	TE	Houston
3	58	Bill Phillips	LB	Arkansas State
4	102	Tom Graham	LB	Oregon (from Minnesota)
5	118	Jim Krieg	WR	Washington (from Philadelphia)
8	186	Ronnie Estay	LB	Louisiana State
9	214	Floyd Priester	DB	Boston University
10	239	Richard Wilkins	DE	Maryland-E. Shore
11	263	Larry Brunson	WR	Colorado
12	292	Randy McDougall	DB	Weber State
13	317	Bob Warner	RB	Bloomsburg
14	342	Jerome Kundich	G	Texas-El Paso
15	370	Skip Parmenter	DT	Massachusetts
16	395	Tom Bougas	RB	Boston College
17	420	Lou Harris	RB	So. California

1973

Rd.	No.	Name	Pos.	School
1	9	Otis Armstrong	RB	Purdue
2	36	Barney Chavous	DE	S. Carolina St.
3a	54	Paul Howard	G	Brigham Young (from New Orleans through Wash. & Cleve.)
3b	70	John Wood	DT	Louisiana State (from San Francisco through Wash. & S.D.)
4	88	Tom Jackson	LB	Louisville
5	113	Charles McTorry	DB	Tennessee State
7a	165	Mike Askea	T	Stanford
7b	166	John Grant	DE	So. California (from Baltimore)
9	217	Lyle Blackwood	DB	Texas Christian
10	244	Al Marshall	WR	Boise State
11	269	Elton Brown	DT	Utah State
12	296	Jim O'Malley	LB	Notre Dame
13a	319	Ed Smith	DE	Colorado College (from Buffalo)

13b	321	Ed White	RB	Tulsa
14	348	John Hufnagel	QB	Penn State
15	373	Calvin Jones	DB	Washington
16a	398	Oliver Ross	RB	Alabama A&M (from Buffalo)
16b	200	Ken Muhlbauer	C	Idaho
17	425	Kenneth Morgan	TE	Elon College

1974

Rd.	No.	Name	Pos.	School
1	14	Randy Gradishar	LB	Ohio State
2	42	Carl Wafer	DT	Tennessee State
3	68	Claudie Minor	T	San Diego State (from Cleveland)
4	92	Ozell Collier	CB	Colorado
6	145	John Winesberry	WR	Stanford
10	248	Charlie Johnson	CB	Southern
11	276	Steve Buchanan	RB	Holy Cross
12	301	Larry Cameron	LB	Alcorn State
13	326	John Clerky	DT	Fort Valley State
14	345	Rich Marks	DB	Northern Illinois
15	379	Piel Pennington	QB	Massachusetts
16	404	Darrell Austin	T	South Carolina
17	432	Boyd Brown	TE	Alcorn State

1975

Rd.	No.	Name	Pos.	School
1	17	Louis Wright	CB	San Jose State
2	43	Charlie Smith	DE	N. Carolina Cent.
3a	54	Mike Franckowiak	QB/KS	Central Michigan (from New York Giants)
3b	69	Drew Mahalic	LB	Notre Dame
4a	84	Steve Taylor	DB	Georgia (from Kansas City)
4b	95	Rick Upchurch	WR	Minnesota
5a	107	Stan Rogers	T	Maryland (from Atlanta)
5b	121	Rubin Carter	DT	Miami (Fla.)
8	199	Steve Foley	S/QB	Tulane
9	225	Roussel Williams	DB	Arizona
10	240	Hank Englehardt	C	Pacific (from Kansas City)
10	251	Steve Haggerty	WR	Nevada-Las Vegas
12	303	Harry Walters	LB	Maryland
13	329	Eric Penick	RB	Notre Dame
14	355	Jerry Arnold	G	Oklahoma
15	381	Ken Shelton	TE	Virginia
16	401	Bubba Bridges	DT	Colorado
17	433	Lester Sherman	RB	Albany State

1976

Rd.	No.	Name	Pos.	School
1	15	Tom Glassic	G	Virginia
2	43	Kurt Knoff	S	Kansas
4	107	Craig Penrose	QB	San Diego State
5	139	Lonnie Parrin	RB	Illinois
8	224	James Betterson	RB	North Carolina
9a	252	Jim Czirr	C	Michigan
9b	260	Jim Lisko	LB	Arkansas State (from St. Louis)

10	278	Art Gilliam	DE	Grambling
11	306	Greg Pittman	LB	Iowa State
12	334	Randy Moore	DT	Arizona State
13	362	Donnie McGraw	CB	Houston
14	390	Larry Evans	LB	Mississippi Coll.
15	418	Wilbur Summers	P	Louisville
16	446	John Huddleston	LB	Utah
17	474	Randy Cozens	LB	Pittsburgh

1977

Rd.	No.	Name	Pos.	School
1	18	Steve Schindler	G	Boston College
2	45	Rob Lytle	RB	Michigan
4	101	Bill Bryan	C	C
7	185	Larry Swider	P	Pittsburgh
8	212	Calvin Culliver	RB	Alabama
9	241	Charles Jackson	NT	Washington
10	268	Orna Middlebrook	WR	Arkansas State
11	297	Phil Heck	LB	California
12	324	Scott Levenhagen	TE	Western Illinois

1978

Rd.	No.	Name	Pos.	School
1	27	Don Latimer	DT	Miami (Fla.)
2	55	Bill Gay	TE	So. California
8	221	Frank Smith	T	Alabama A&M
10	277	Vince Kinney	WR	Maryland
11	305	Lacy Brumley	T	Clemson

1979

Rd.	No.	Name	Pos.	School
1	22	Kelvin Clark	T	Nebraska
3	77	Bruce Radford	DE	Grambling
4	105	Charles Jefferson	DB	McNeese State
5	132	Rick Leach	QB	Michigan
6	148	Jeff McIntyre	LB	Arizona State
7	188	Luke Prestridge	P	Baylor
9	242	Charlie Taylor	WR	Rice
11	297	Zachary Dixon	RB	Temple
12	325	David Jacobs	K	Syracuse

1980

Rd.	No.	Name	Pos.	School
2	42	Rulon Jones	DE	Utah State
3	74	Larry Carter	DB	Kentucky (from Cleveland)
4	107	Rick Parros	RB	Utah State
5a	131	Mike Harden	S	Michigan
5b	136	Laval Short	NT	Colorado (from San Diego)
6	157	Keith Bishop	G	Baylor
7	184	John Havekost	G	Nebraska
8	197	Don Coleman	WR	Oregon (from Baltimore)
9	243	Greg Bracelin	LB	California
10	270	Virgil Seay	RS	Troy State
11	297	Phil Farris	WR	North Carolina

1981

Rd.	No.	Name	Pos.	School
1	15	Dennis Smith	S	So. California
2	42	Clay Brown	TE	Brigham Young
4	98	Mark Herrmann	QB	Purdue
5	125	Ken Lanier	T	Florida State
6	151	Alvin Lewis	RB	Colorado State
7	181	Steve Busick	LB	So. California
9	234	Rusty Olsen	DE	Washington
11	290	Pat Walker	WR	Miami (Fla.)
12a	317	John Hankner	LB	Notre Dame (from Detroit)
12b	321	Mandel Robinson	RB	Wyoming

1982

Rd.	No.	Name	Pos.	School
1	21	Gerald Willhite	RB	San Jose State
2	50	Orlando McDaniel	WR	Louisiana State
4	106	Dan Plater	WR	Brigham Young (from Buffalo)
5	131	Sammy Winder	RB	Southern Mississippi
7	189	Alvin Ruben	DE	Houston
9	243	Keith Uecker	T	Auburn
10	274	Ken Woodard	LB	Tuskegee
11	300	Stuart Yatsko	G	Oregon
12	327	Brian Clark	G	Clemson

1983

Rd.	No.	Name	Pos.	School
1	4	Chris Hinton	G	Northwestern
2	31	Mark Cooper	T	Miami (Fla.)
3	60	Clinton Sampson	WR	San Diego State
5a	116	Weedy Harris	LB	Houston
5b	125	Bruce Baldwin	CB	Harding (from New Orleans)
6	143	Victor Heffin	CB	Delaware State
7	172	Myron Dupree	CB	N. Carolina Cent.
8	197	Gary Kubiak	QB	Texas A&M (from Baltimore)
9	228	Brian Hawkins	CB	San Jose State
10	254	Walt Bowyer	DE	Arizona State
11	283	Don Bailey	C	Miami (Fla.)
12	310	Karl Mecklenburg	NT/DE	Minnesota

1984

Rd.	No.	Name	Pos.	School
2	46	Andre Townsend	NT/DE	Mississippi
3	78	Tony Lilly	S	Florida
4	89	Randy Robbins	CB	Arizona (from San Diego through Tampa Bay)
6	159	Aaron Smith	LB	Utah State
7	186	Clarence Kay	TE	Georgia
8a	207	Winford Hood	G	Georgia (from Green Bay)
8b	218	Scott Garnett	NT	Washington
9	245	Chris Brewer	RB	Arizona
10	272	Bobby Micho	TE	Texas
11	298	Gene Lang	RB	Louisiana State
12	326	Murray Jarman	WR	Clemson

1984 SUPPLEMENTAL DRAFT

Rd.	No.	Name	Pos.	School
1	19	Freddie Gilbert	DE	Georgia
2	46	Rick Massie	WR	Kentucky
3	78	Reggie Smith	T	Kansas

1985

Rd.	No.	Name	Pos.	School
1	26	Steve Sewell	RB	Oklahoma
2a	31	Vance Johnson	WR	Arizona (from Houston)
2b	54	Simon Fletcher	DE	Houston
4	110	Keil McGregor	TE	Colorado State
5	139	Billy Hinson	G	Florida (from Miami)
7	194	Dallas Cameron	NT	Miami (Fla.)
8	222	Eric Riley	CB	Florida State
9	249	Daryl Smith	CB	North Alabama
10a	269	Buddy Funck	QB	New Mexico (from New England)
10b	278	Ron Anderson	LB	Southern Methodist
11	306	Gary Rolfe	WR	Florida
12	334	Dan Lynch	G	Washington St.

1986

Rd.	No.	Name	Pos.	School
4	104	Jim Juriga	G	Illinois
5	134	Tony Colorito	NT	So. California
6a	151	Orson Mobley	TE	Salem College (W.V.) (from Green Bay)
6b	161	Mark Jackson	WR	Purdue
7	188	Ray Phillips	LB	N. Carolina St.
8	217	Bruce Klostermann	LB	S. Dakota St.
9	244	Joe Thomas	WR	Miss. Valley St.
10	271	Victor Hall	TE	Jackson State
11	301	Thomas Dendy	RB	South Carolina

1987

Rd.	No.	Name	Pos.	School
1	27	Ricky Nattiel	WR	Florida
3	86	Michael Brooks	LB	Louisiana State
4	111	Marc Munford	LB	Nebraska
6	167	Warren Marshall	RB	James Madison
7	194	Wilbur Strozier	TE	Georgia
8	222	Dan Morgan	G	Penn State
9	250	Bruce Plummer	CB	Mississippi State
10	278	Rafe Wilkinson	LB	Richmond
11a	299	Steve Roberts	DE	Washington (from L.A. Rams)
11b	306	Tommy Neal	RB	Maryland
12	334	Tyrone Braxton	CB	North Dakota St.

1988

Rd.	No.	Name	Pos.	School
1	26	Ted Gregory	NT	Syracuse
2	45	Gerald Perry	T	Southern
3	79	Kevin Guidry	CB	Louisiana State

ALL-TIME DRAFT CHOICES, CONT.

1989				
Rd.	No.	Name	Pos.	School
1	20	Steve Atwater <i>(from Cleveland)</i>	S	Arkansas
2a	41	Doug Widell	G/T	Boston College
2b	47	Warren Powers <i>(from Cleveland)</i>	DE	Maryland
3	69	Darrell Hamilton	T	North Carolina
4	97	Jake McCullough	DE	Clemson
5	132	Darren Carrington <i>(from Cleveland)</i>	CB	Northern Arizona
6	152	Anthony Stafford	WR	Oklahoma
7	180	Melvin Bratton	RB	Miami (Fla.)
8	208	Paul Green	TE	So. California
9a	236	Monte Smith	G	North Dakota
9b	241	Wayne Williams <i>(from Cleveland)</i>	RB	Florida
10	264	Anthony Butts	NT	Mississippi State
11	292	Richard Shelton	CB	Liberty
12	320	John Jarvis	WR	Howard

1989 SUPPLEMENTAL DRAFT				
Rd.	No.	Name	Pos.	School
1		Bobby Humphrey	RB	Alabama

1990				
Rd.	No.	Name	Pos.	School
2	52	Alton Montgomery	DB	Houston
4	92	Jeroy Robinson <i>(from Dallas)</i>	LB	Texas A&M
5a	111	Jeff Davidson <i>(from Atlanta)</i>	G	Ohio State
5b	136	Le-Lo Lang	DB	Washington
6	164	Ronnie Haliburton	TE	Louisiana State
7	192	Shannon Sharpe	WR	Savannah State
8	219	Brad Leggett	C	So. California
9	247	Todd Ellis	QB	South Carolina
10a	259	James Szymanski <i>(from Indianapolis)</i>	DE	Michigan State
10b	275	Anthony Thompson	LB	East Carolina

1991				
Rd.	No.	Name	Pos.	School
1	4	Mike Croel	LB	Nebraska
2	30	Reggie Johnson	TE	Florida State
3	61	Keith Traylor	LB	Central State (Okla.)
4	89	Derek Russell <i>(from L.A. Rams)</i>	WR	Arkansas
5	115	Greg Lewis	RB	Washington
6	142	Nick Subis	T/C	San Diego State
8	200	Kenny Walker	DE	Nebraska
9	227	Don Gibson	NT	So. California
10	253	Curtis Mayfield	WR	Oklahoma State
11	284	Shawn Moore	QB	Virginia

1992				
Rd.	No.	Name	Pos.	School
1	25	Tommy Maddox	QB	UCLA
2	54	Shane Dronett	DE	Texas
4	110	Chuck Johnson	T/G	Texas
5	137	Frank Robinson	CB	Boise State
7a	170	Ron Geater <i>(from Tampa Bay)</i>	DE	Iowa
7b	181	Jim Johnson <i>(from New York Jets)</i>	T	Michigan State
7c	193	Jon Bostick	WR	Nebraska
8	208	Dietrich Lockridge <i>(from New York Jets)</i>	T/G	Jackson State
9	249	Muhammad Oliver	CB	Oregon
10	278	Bob Meeks	C/T	Auburn
11	305	Cedric Tillman	WR	Alcorn State
12	334	John Granby	CB/S	Virginia Tech

1993				
Rd.	No.	Name	Pos.	School
1	11	Dan Williams <i>(from Cleveland)</i>	DE	Toledo
2	43	Glyn Milburn	RB	Stanford
3a	69	Rondell Jones <i>(from L.A. Rams)</i>	S	North Carolina

3b	70	Jason Elam	P/K	Hawaii
4	98	Jeff Robinson	DE	Idaho
5	126	Kevin Williams	RB	UCLA
6	154	Melvin Bonner	WR	Baylor
7a	169	Clarence Williams <i>(from New England)</i>	TE	Washington State
7b	182	Tony Kimbrough	WR	Jackson State
8	210	Brian Stablein	WR	Ohio State

1994				
Rd.	No.	Name	Pos.	School
2	51	Allen Aldridge	LB	Houston
4	123	Randy Fuller	CB	Tennessee State
7a	210	Keith Burns	LB	Oklahoma State
7b	212	Butler By'not'e <i>(from Green Bay)</i>	RB	Ohio State
7c	218	Tom Nalen <i>(from New York Giants)</i>	C	Boston College

1995				
Rd.	No.	Name	Pos.	School
4a	121	Jamie Brown <i>(from Minnesota)</i>	T	Florida A&M
4b	124	Ken Brown <i>(from Dallas)</i>	LB	Virginia Tech
5	146	Phil Yeboah-Kodie	LB	Penn State
6a	182	Fritz Fequiere	G	Iowa
6b	196	Terrell Davis <i>(from Minnesota)</i>	RB	Georgia
7a	218	Steve Russ	LB	Air Force
7b	222	Byron Chamberlain <i>(from Atlanta)</i>	WR	Wayne State (Web.)

1996				
Rd.	No.	Name	Pos.	School
1	15	John Mobley	LB	Kutztown
2	44	Tory James	CB	Louisiana State
3a	65	Detron Smith <i>(from Baltimore)</i>	FB	Texas A&M
3b	78	Mark Campbell	DT	Florida
4a	100	Jeff Lewis <i>(from Baltimore)</i>	QB	Northern Arizona
4b	122	Darrius Johnson <i>(from Carolina)</i>	CB	Oklahoma
5	149	Patrick Jeffers <i>(from Carolina)</i>	WR	Virginia
6	181	Tony Veland	S	Nebraska
7a	213	Leslie Ratliffe <i>(from Baltimore)</i>	T	Tennessee
7b	226	Chris Banks	G	Kansas
7c	235	L.T. Levine <i>(from Carolina)</i>	RB	Kansas
7d	236	Brian Gragert	P	Wyoming

1997				
Rd.	No.	Name	Pos.	School
1	28	Trevor Pryce	DT	Clemson
3	67	Dan Neil	G/C	Texas
4	124	Cory Gilliard	S	Ball State

1998				
Rd.	No.	Name	Pos.	School
1	30	Marcus Nash	WR	Tennessee
2	61	Eric Brown	S	Mississippi State
3	91	Brian Griese	QB	Michigan
4	122	Curtis Alexander	RB	Alabama
5	153	Chris Howard	RB	Michigan
7a	200	Trey Teague <i>(from Philadelphia)</i>	T	Tennessee
7b	219	Nate Wayne	LB	Mississippi

1999				
Rd.	No.	Name	Pos.	School
1	31	Al Wilson	LB	Tennessee
2a	58	Montae Reagar <i>(from San Francisco)</i>	DE	Texas Tech
2b	61	Lennie Friedman	G	Duke
3a	67	Chris Watson <i>(from Carolina)</i>	CB	Eastern Illinois
3b	93	Travis McGriff	WR	Florida
4	127	Olandis Gary	RB	Georgia

5a	158	David Bowers <i>(from Dallas)</i>	LB	Western Illinois
5b	167	Darwin Brown <i>(compensatory selection)</i>	CB	Texas Tech
6a	179	Desmond Clark <i>(from Washington)</i>	TE	Wake Forest
6b	204	Chad Plummer <i>(compensatory selection)</i>	WR	Cincinnati
7a	218	Billy Miller <i>(from Washington)</i>	WR	So. California
7b	238	Justin Swift	TE	Kansas State

2000				
Rd.	No.	Name	Pos.	School
1	15	Deltha O'Neal <i>(from Baltimore)</i>	CB	California
2a	40	Ian Gold	LB	Michigan
2b	45	Kenoy Kennedy <i>(from Baltimore)</i>	S	Arkansas
3	70	Chris Cole	WR	Texas A&M
4a	101	Jerry Johnson	DT	Florida State
4b	112	Cooper Carlisle <i>(from Carolina)</i>	G/T	Florida
5	154	Muneer Moore <i>(from Seattle)</i>	WR	Richmond
6	189	Mike Anderson <i>(from St. Louis)</i>	RB	Utah
7a	214	Jarious Jackson	QB	Notre Dame
7b	246	Leroy Fields <i>(compensatory selection)</i>	WR	Jackson State

2001				
Rd.	No.	Name	Pos.	School
1	24	Willie Middlebrooks <i>(from Tampa Bay through Buffalo)</i>	CB	Minnesota
2	51	Paul Toviesi	DE	Marshall
3	87	Reggie Hayward	DE	Iowa State
4a	113	Ben Hamilton <i>(from Green Bay)</i>	C	Minnesota
4b	120	Nick Harris	P	California
6	190	Kevin Kasper	WR	Iowa

2002				
Rd.	No.	Name	Pos.	School
1	19	Ashley Lelie	WR	Hawaii
2	51	Clinton Portis	RB	Miami (Fla.)
3	96	Dorsett Davis <i>(from New England through Wash. and Balt.)</i>	DT	Mississippi State
4	131	Sam Brandon <i>(from New England)</i>	S	Nevada-Las Vegas
5	144	Herb Haygood <i>(from New England)</i>	WR	Michigan State
6	191	Jeb Putzier <i>(from Houston)</i>	TE	Boise State
7a	228	Chris Young	S	Georgia Tech
7b	231	Monsanto Pope <i>(from Atlanta)</i>	DT	Virginia

2003				
Rd.	No.	Name	Pos.	School
1	20	George Foster	T	Georgia
2	51	Terry Pierce	LB	Kansas State
4a	108	Quentin Griffin <i>(from Carolina)</i>	RB	Oklahoma
4b	114	Nick Eason	DT	Clemson
4c	128	Bryant McNeal <i>(from Green Bay through Carolina)</i>	DE	Clemson
5a	157	Ben Claxton <i>(from New England)</i>	C	Mississippi
5b	158	Adrian Madise	WR	Texas Christian
6	194	Aaron Hunt	DE	Texas Tech
7a	227	Clint Mitchell	DE	Florida
7b	235	Ahmaad Galloway	RB	Alabama

2004				
Rd.	No.	Name	Pos.	School
1	17	D.J. Williams <i>(from Cincinnati)</i>	LB	Miami (Fla.)
2a	41	Tatum Bell <i>(from Washington)</i>	RB	Oklahoma State
2b	54	Darius Watts	WR	Marshall
3	85	Jeremy LeSueur	CB	Michigan
5	152	Jeff Shoate	CB	San Diego State
6a	171	Triandos Luke <i>(from Washington)</i>	WR	Alabama
6b	190	Josh Sewell	C	Nebraska

7a	225	Matt Mauck	QB	Louisiana State
7b	247	Brandon Miree	RB	Pittsburgh
7c	250	Bradlee Van Pelt	QB	Colorado State

2005				
Rd.	No.	Name	Pos.	School
2	56	Darrent Williams	CB	Oklahoma State
3a	76	Karl Paymah <i>(from Washington)</i>	CB	Washington State
3b	97	Domonique Foxworth <i>(compensatory selection)</i>	CB	Maryland
3c	101	Maurice Claret <i>(compensatory selection)</i>	RB	Ohio State
6	200	Chris Myers	OL	Miami (Fla.)
7	239	Paul Ernster	K	Northern Arizona

2006				
Rd.	No.	Name	Pos.	School
1	11	Jay Cutler <i>(from St. Louis)</i>	QB	Vanderbilt
2	61	Tony Scheffer	TE	Western Michigan
4a	119	Brandon Marshall <i>(from Washington)</i>	WR	Central Florida
4b	126	Elvis Dumervil	DE	Louisville
4c	130	Domenik Hixon <i>(compensatory selection)</i>	WR	Akron
5	161	Chris Kuper	G	North Dakota
6	198	Greg Eslinger	C	Minnesota

2007				
Rd.	No.	Name	Pos.	School
1	17	Jarvis Moss <i>(from Jacksonville)</i>	DE	Florida
2	56	Tim Crowder	DE	Texas
3	70	Ryan Harris <i>(from Washington)</i>	T	Notre Dame
4	121	Marcus Thomas <i>(from Minnesota)</i>	DT	Florida

2008				
Rd.	No.	Name	Pos.	School
1	12	Ryan Clady	T	Boise State
2	42	Eddie Royal	WR	Virginia Tech
4	108	Kory Lichtensteiger	C	Bowling Green State
4	119	Jack Williams <i>(from Washington)</i>	CB	Kent State
5	139	Ryan Torain <i>(from Oakland)</i>	RB	Arizona State
5	148	Carlton Powell	DT	Virginia Tech
6	183	Spencer Larsen <i>(from Houston)</i>	LB	Arizona
7	220	Josh Barrett	S	Arizona State
7	227	Peyton Hillis <i>(from Tampa Bay)</i>	FB	Arkansas

2009				
Rd.	No.	Name	Pos.	School
1	12	Knowshon Moreno	RB	Georgia
1	18	Robert Ayers <i>(from Chicago)</i>	DE	Tennessee
2	37	Alphonso Smith <i>(from Seattle)</i>	CB	Wake Forest
2	48	Darcel McBath	S	Texas Tech
2	64	Richard Quinn <i>(from Pittsburgh)</i>	TE	North Carolina
4	114	David Bruton	S	Notre Dame
4	132	Seth Olsen <i>(from Pittsburgh)</i>	G	Iowa
5	141	Kenny McKinley <i>(from Baltimore through N.E. Phi. and Cle.)</i>	WR	South Carolina
6	174	Tom Brandstater <i>(from Detroit)</i>	QB	Fresno State
7	225	Blake Schlueter	C	Texas Christian

MISCELLANEOUS PLAYER MOVEMENT HISTORY

EQUALIZATION, EXPANSION DRAFTS

- 1962** — **AFL Equalization Draft:** Broncos obtain OG John Denvir from San Diego, OE Jerry Richardson from San Diego, QB Richie Lucas from Buffalo, DT Ike Lassiter from Dallas and HB Charles Bolden from Houston.
- 1966** — **Expansion Draft:** Broncos lost LB Tom Erlanson, DE Ed Cooke, OG Tommy Nomina and DB John McGeever to the Miami Dolphins.
- 1968** — **Expansion Draft:** Broncos lost RB Cookie Gilchrist, OG Pat Matson, LB Henry Sorrell, RB Mike Kellogg and DB Lonnie Wright to the Cincinnati Bengals.
- 1976** — **Expansion Draft:** Broncos lost T Mike Current and DT Bubba Bridges to Tampa Bay and DB Steve Taylor to Seattle.
- 1995** — **Expansion Draft:** Broncos lost WR Cedric Tillman to the Jacksonville Jaguars and FS Charles Swann to the Carolina Panthers.
- 1999** — **Expansion Draft:** Broncos lost WR Justin Armour to the Cleveland Browns.
- 2001** — **Expansion Draft:** No Broncos players taken by the Houston Texans.

PLAN B FREE AGENT SIGNINGS/LOSSES (1989-92)

- 1989** — **Signed:** T Paul Blair (Chicago), DE Alphonso Carreker (Green Bay), T Bill Contz (New Orleans), TE Doug Cosbie (Dallas), LB Scott Curtis (Philadelphia), RB Kerry Goode (Tampa Bay), CB Wymon Henderson (Minnesota), LB Blake Peterson (Washington), RB Reggie Ware (Raiders), CB Dennis Woodberry (Washington), WR Michael Young (Rams). **Lost:** DE Walt Bowyer (Kansas City), WR Sam Graddy (Raiders), WR Jason Johnson (Pittsburgh).
- 1990** — **Signed:** LB Ty Allert (Philadelphia), RB Lorenzo Hampton (Miami), WR Jason Johnson (Pittsburgh), TE David Little (Philadelphia), DE Mark Mraz (Raiders), CB Elliott Smith (San Diego), LB Rod Stephens (Seattle), TE Chris Verluth (Houston), DE Robb White (Giants). **Lost:** TE Pat Kelly (Jets), LB Bruce Klostermann (Raiders), C Mike Ruether (Atlanta), LB Randy Thornton (Giants).
- 1991** — **Signed:** CB Charles Dimry (Atlanta), G Crawford Ker (Dallas), FB Robert Perryman (Dallas). **Lost:** LB Marc Munford (Kansas City), RB Kerry Porter (Houston).
- 1992** — **Signed:** TE Robert Awalt (Dallas), G/T Elbert Crawford (New England), QB Steve Pelleur (Kansas City), T Frank Pollack (San Francisco). **Lost:** S Randy Robbins (New England).

UNRESTRICTED FREE AGENT SIGNINGS/LOSSES (1993-2009)

- 1993** — **Signed:** RB Rod Bernstine (San Diego), RB Robert Delpino (Los Angeles Rams), G Brian Habib (Minnesota), T Don Maggs (Houston), LB Dave Wyman (Seattle). **Lost:** LB Michael Brooks (New York Giants), WR Mark Jackson (N.Y. Giants).
- 1994** — **Signed:** WR Jeff Campbell (Detroit), CB Ray Crockett (Detroit), LB Richard Harvey (Buffalo), CB Randy Hilliard (Cleveland), WR Anthony Miller (San Diego). **Lost:** WR Vance Johnson (San Diego).
- 1995** — **Signed:** RB Aaron Craver (Miami), LB Britt Hager (Philadelphia), S Tim Hauck (Green Bay), DT James Jones (Cleveland), OL Bill Lewis (Arizona), DT Mike Lodish (Buffalo), WR Ed McCaffrey (San Francisco), T Reggie McElroy (Minnesota), QB Bill Musgrave (San Francisco), DT Michael Dean Perry (Cleveland), G Mark Schlereth (Washington), T Bill Schultz (Houston), CB Eric Thomas (N.Y. Jets), T Broderick Thompson (Philadelphia), CB Lionel Washington (L.A. Raiders). **Lost:** LB Richard Harvey (New Orleans), T Kirk Scrafford (San Francisco), DT Ted Washington (Buffalo), C/G Dave Widell (Jacksonville).
- 1996** — **Signed:** CB Toi Cook (New Orleans), DT Jumpy Geathers (Atlanta), RB Vaughn Hebron (Philadelphia), LB Bill Romanowski (Philadelphia), WR Mike Sherrard (N.Y. Giants), DE Aaron Wallace (Oakland), DE Alfred Williams (49ers). **Lost:** DT Shane Dronett (Atlanta).
- 1997** — **Signed:** LB Arnold Ale (San Diego), WR Flipper Anderson (Washington), QB Bubby Brister, S Dedrick Dodge (San Francisco), CB Darrien Gordon (San Diego), WR Willie Green (Carolina), FB Howard Griffith (Carolina), RB Derek Loville (San Francisco), RB Anthony Lynn (San Francisco), LB Godfrey Myles (Dallas), DE Neil Smith (Kansas City), T Harry Swayne (San Diego), DT Keith Traylor (Kansas City). **Lost:** RB Aaron Craver (San Diego), S Tim Hauck (Seattle), S Rondell Jones (Baltimore), DE Jeff Robinson (St. Louis), OL Ralph Tamm (Kansas City).
- 1998** — **Signed:** QB Doug Nussmeier (New Orleans), DE Marvin Washington (San Francisco). **Lost:** LB Allen Aldridge (Detroit), G Brian Habib (Seattle).
- 1999** — **Signed:** T Tony Berti (Seattle), CB Dale Carter (Kansas City), DE Carl Reeves (Chicago). **Lost:** LB Keith Burns (Chicago), WR Willie Green (Miami), T Harry Swayne (Baltimore), DE Marvin Washington (San Francisco).
- 2000** — **Signed:** DE Lester Archambeau (Atlanta), G David Diaz-Infante (Philadelphia), QB Gus Frerotte (Detroit), DT Bob Kuberski (New England), CB Jeremy Lincoln (N.Y. Giants), LB Ricardo McDonald (Chicago), DE Kavika Pittman (Dallas), CB Darryl Pounds (Washington). **Lost:** DT Paul Grasmanis (Philadelphia), CB Tory James (Oakland), TE Shannon Sharpe (Baltimore).
- 2001** — **Signed:** T Ethan Brooks (Arizona), FB Tony Carter (New England), LB Henri Crockett (Atlanta), T Todd Fordham (Jacksonville), TE Patrick Hape (Tampa Bay), WR Eddie Kennison (Chicago), DT Leon Lett (Dallas), CB Denard Walker (Tennessee). **Lost:** CB Ray Crockett (Kansas City), TE Byron Chamberlain (Minnesota).
- 2002** — **Signed:** DT Lionel Dalton (Baltimore), LB Terry Killens (San Francisco), S Izell Reese (Dallas), T Ephraim Salaam (Atlanta). **Lost:** CB Eric Davis (Detroit), QB Gus Frerotte (Cincinnati), T Trey Teague (Buffalo).
- 2003** — **Signed:** DT Daryl Gardener (Washington), G Heath Irwin (St. Louis), QB Jake Plummer (Arizona). **Lost:** RB Olandis Gary (Buffalo), CB Tyrone Poole (New England), DT Montae Reagar (Indianapolis), Izell Reese (Buffalo).
- 2004** — **Signed:** DE Marco Coleman (Philadelphia), T Cornell Green (Tampa Bay), QB Mike Quinn (Houston), TE O.J. Santiago (Oakland), TE Jed Weaver (San Francisco). **Lost:** DE Bertrand Berry (Arizona), LB Keith Burns (Tampa Bay), WR Chris Cole (Oakland), LB Ian Gold (Tampa Bay).
- 2005** — **Signed:** TE Stephen Alexander (Detroit), LB Keith Burns (Tampa Bay), RB Ron Dayne (N.Y. Giants), G Cameron Spikes (Arizona). **Lost:** DE Reggie Hayward (Jacksonville), S Kenoy Kennedy (Detroit), LB Donnie Spragan (Miami).
- 2006** — **Signed:** LB Nate Webster (Cincinnati). **Lost:** DT Monsanto Pope (N.Y. Jets).
- 2007** — **Signed:** TE Daniel Graham (New England), LB Warrick Holdman (Washington), G Montrae Holland (New Orleans), LB D.D. Lewis (Seattle), P Todd Sauerbrun (New England), RB Paul Smith (St. Louis). **Lost:** G Cooper Carlisle (Oakland), DE Patrick Chukwura (Tampa Bay), DT Michael Myers (Cincinnati).
- 2008** — **Signed:** LB Boss Bailey (Detroit), WR Keary Colbert (Carolina), LB Niko Koutouvides (Seattle), S Marquand Manuel (Carolina), WR Samie Parker (Kansas City), RB Michael Pittman (Tampa Bay), C Casey Wiegmann (Kansas City). **Lost:** K Jason Elam (Atlanta), S Nick Ferguson (Houston).
- 2009** — **Signed:** RB J.J. Arrington (Arizona), RB Correll Buckhalter (Philadelphia), LB Andra Davis (Cleveland), S Brian Dawkins (Philadelphia), DT Ronald Fields (San Francisco), WR Jabar Gaffney (New England), CB André Goodman (Miami), T Brandon Gorin (St. Louis), S Renaldo Hill (Miami), RB LaMont Jordan (New England), LS Lonie Paxton (New England), DL/LB Darrell Reid (Indianapolis), QB Chris Simms (Tennessee), G Scott Young (Cleveland). **Lost:** CB Karl Paymah (Minnesota).

BRONCOS TRADE HISTORY

2009
 Obtained QB Kyle Orton, 1st-2009 (DE Robert Ayers), 3rd-2009 [traded to Pittsburgh (WR Mike Wallace)] and 1st-2010 in exchange for QB Jay Cutler and 5th-2009 (WR Johnny Knox).
 Obtained 2nd-2009 (CB Alphonso Smith) from Seattle in exchange for 1st-2010.
 Obtained 2nd-2009 (TE Richard Quinn) and 4th-2009 (G Seth Olsen) from Pittsburgh in exchange for 3rd-2009 (G Kraig Urbik) and 3rd-2009 (WR Mike Wallace).
 Obtained 5th-2009 (WR Kenny McKinley) from Baltimore through New England, Philadelphia and Cleveland in exchange for 5th-2009 (TE Davon Drew) and 6th-2009 (RB Cedric Peerman).
 Obtained 6th-2009 (QB Tom Brandstater) from Detroit in exchange for 7th-2009 (LB Zack Follett) and 5th-2010.

2008
 Obtained 5th-2009 [traded to Chicago (WR Johnny Knox)] from Seattle in exchange for WR Keary Colbert.
 Obtained 7th-2009 [traded to Detroit (LB Zack Follett)] from Atlanta in exchange for CB Dominique Foxworth.
 Obtained 5th-2010 from Dallas in exchange for G Montrae Holland.
 Obtained DT Dewayne Robertson from N.Y. Jets in exchange for a conditional 2009 draft pick (did not meet conditions).
 Obtained 6th-2008 (FB/LB Spencer Larsen) from Houston in exchange for C Chris Myers.

2007
 Obtained 5th-2008 (RB Ryan Torain) from Oakland in exchange for DT Gerard Warren.
 Obtained DT Jimmy Kennedy from St. Louis in exchange for 6th-2008 [traded to Washington (CB Kareem Moore)].
 Obtained 4th-2007 (DT Marcus Thomas) from Minnesota in exchange for 6th-2007 (LB Rufus Alexander), 7th-2007 (WR Chandler Williams) and 3rd-2008 [traded to Kansas City (RB Jamaal Charles)].
 Obtained 1st-2007 (DE Jarvis Moss) from Jacksonville in exchange for 1st-2007 (S Reggie Nelson), 3rd-2007 [traded to Baltimore (T Marshal Yanda)] and 6th-2007 [traded to Atlanta (C Doug Datish)].
 Obtained 7th-2008 (FB Peyton Hillis) from Tampa Bay in exchange for QB Jake Plummer.
 Obtained CB Dré Bly and 6th-2007 [traded to Minnesota (LB Rufus Alexander)] from Detroit in exchange for RB Tatum Bell, T George Foster and 5th-2007 (LB Johnny Baldwin).

2006
 Obtained 3rd-2007 (T Ryan Harris) and 4th-2008 (CB Jack Williams) from Washington in a three-way trade in which Denver WR Ashley Lelie was sent to Atlanta, which traded RB T.J. Duckett to Washington.
 Obtained WR Javon Walker from Green Bay in exchange for 2nd-2006 [traded to Atlanta (CB Jimmy Williams)].
 Obtained 1st-2006 (QB Jay Cutler) from St. Louis in exchange for 1st-2006 (CB Tye Hill) and 3rd-2006 (DT Claude Wroten).
 Obtained 2nd-2006 [traded to Green Bay (then traded to Atlanta (CB Jimmy Williams)) in exchange for WR Javon Walker] and 3rd-2006 [traded to St. Louis (TE Dominique Byrd)] from San Francisco in exchange for 1st-2006 (LB Manny Lawson).
 Obtained 1st-2006 [traded to St. Louis (CB Tye Hill) with 3rd-2006 (DT Claude Wroten) for 1st-2006 (QB Jay Cutler)] from Atlanta in exchange for 1st-2006 [traded to N.Y. Jets (C Nick Mangold)], 3rd-2006 [traded to St. Louis (TE Dominique Byrd)] and 4th-2007 [traded to Minnesota and then traded back to Denver (DT Marcus Thomas)].

2005
 Obtained DE John Engelberger from San Francisco in exchange for CB Willie Middlebrooks.
 Obtained P Todd Sauerbrun from Carolina in exchange for 7th-2006 (DE Stanley McClover) and P Jason Baker.
 Obtained 3rd-2005 (CB Karl Paymah), 1st-2006 [traded to San Francisco (LB Manny Lawson) in exchange for 2nd-2006 [traded to Green Bay (then traded pick to Atlanta (CB Jimmy Williams) in exchange for WR Javon Walker)], 3rd-2006 [traded to St. Louis (TE Dominique Byrd)] and 4th-2006 (WR Brandon Marshall) from Washington in exchange for 1st-2005 (QB Jason Campbell).
 Obtained DE Ebenezer Ekuban and DT Michael Myers from Cleveland in exchange for RB Reuben Droughns.
 Obtained DT Gerard Warren from Cleveland in exchange for 4th-2005 [traded through Seattle, Carolina, Green Bay and Philadelphia (T Todd Herremans)].

2004
 Obtained DT Ellis Johnson from Atlanta in exchange for 5th-2005 (LB Michael Boley).
 Obtained 1st-2004 (LB D.J. Williams) from Cincinnati in exchange for 1st-2004 [traded to St. Louis (RB Steven Jackson) for 1st-2004 (RB Chris Perry)] and 4th-2004 (T Stacy Andrews)], 4th-2004 (DE Robert Geathers) and CB Deltha O'Neal.
 Obtained 2nd-2004 (RB Tatum Bell) and CB Champ Bailey from Washington in exchange for RB Clinton Portis.

2003
 Obtained 6th-2004 (WR Triandos Luke) from Washington in exchange for DT Lionel Dalton.
 Obtained 4th-2003 (DE Bryant McNeal) and 5th-2003 (C Ben Claxton) from New England in exchange for 4th-2003 (CB Asante Samuel).
 Obtained 4th-2003 (RB Quentin Griffin), 4th-2003 [traded to New England (CB Asante Samuel) in exchange for 4th-2003 (DE Bryant McNeal) and 5th-2003 (C Ben Claxton)] and 7th-2003 (DE Clint Mitchell) from Carolina in exchange for 3rd-2003 (DB Ricky Manning).

2002
 Obtained 4th-2002 (S Sam Brandon) and 5th-2002 (WR Herb Haygood) from New England in exchange for 4th-2002 (QB Rohan Davey).
 Obtained 3rd-2002 (DT Dorsett Davis) from Baltimore in exchange for 4th-2002 (P Dave Zastudil) and 5th-2002 (TE Terry Jones).

2001
 Obtained 7th-2002 (S Chris Young) from Atlanta in exchange for LB Henri Crockett.
 Obtained 4th-2002 [traded to Baltimore (P Dave Zastudil), along with 5th-2002 (TE Terry Jones)] from Atlanta in exchange for 7th-2001 (S Corey Hall), 7th-2001 (G Kynan Forney) and 7th-2001 (DE Ronald Flemons).
 Obtained 2nd-2001 (DE Paul Toviessi) from Buffalo in exchange for 2nd-2001 (RB Travis Henry) and 4th-2001 (LB Brandon Spoon).

2000
 Obtained 4th-2001 [traded back to Buffalo (LB Brandon Spoon) along with 2nd-2001 (RB Travis Henry)] in exchange for 2nd-2001 (DE Paul Toviessi)] from Buffalo in exchange for CB Chris Watson.
 Obtained 4th-2001 (C Ben Hamilton) from Green Bay in exchange for LB Nate Wayne.
 Obtained WR Robert Scott from Green Bay in exchange for conditional draft choice.
 Obtained 5th-2000 (WR Muneeer Moore) from Seattle in exchange for 6th-2000 (WR James Williams) and 7th-2000 (DB Clifton Black).
 Obtained 1st-2000 (CB Deltha O'Neal) and 2nd-2000 (S Kenoy Kennedy) from Baltimore in exchange for 1st-2000 (WR Travis Taylor).

MAJOR TRADES, CONT.

Obtained 6th-2000 (RB Mike Anderson) from St. Louis in exchange for RB Derek Loville.
Obtained S Billy Jenkins from St. Louis in exchange for 5th-2000 (DE Brian Young) and 5th-2001 (traded by St. Louis to Washington: WR Darnerian McCants).
Obtained 7th-2001 [traded to Atlanta (G Kynan Forney)] from Green Bay in exchange for LB David Bowers.

1999

Obtained 7th-2000 [traded to Seattle (DB Clifton Black) along with 6th-2000 (WR James Williams) in exchange for 5th-2000 (WR Muneer Moore)] and 7th-2001 [traded to Atlanta (S Corey Hall) along with 7th-2001 (G Kynan Forney) and 7th-2001 (DE Ronald Flemons) in exchange for 4th-2002] from Washington in exchange for CB Tito Paul.
Obtained RB John Avery from Miami in exchange for WR Marcus Nash.
Obtained 6th-1999 (TE Desmond Clark) and 7th-1999 (WR Billy Miller) from Washington in exchange for 5th-1999 (T Derek Smith).
Obtained 3rd-1999 (CB Chris Watson) and 4th-2000 (G/T Cooper Carlisle) from Carolina in exchange for QB Jeff Lewis.

1998

Obtained 5th-1999 (DE/LB David Bowers) from Dallas in exchange for TE Kendell Watkins.
Obtained 7th-1998 (T Trey Teague) from Philadelphia in exchange for 6th-1999 (WR Troy Smith).
Obtained 2nd-1999 (DE Montae Reagor) from San Francisco in exchange for T Jamie Brown.

1997

Obtained 3rd-1997 (G Dan Neil) from N.Y. Jets for 3rd-1997 (WR Detric Ward), 6th-1997 (QB Chuck Clements), 7th-1997 (Jason Ferguson) and 6th-1998 (Dustin Johnson).
Obtained T Tony Jones from Baltimore for 2nd-1997 (DB Kim Herring).

1996

Obtained WR Todd Kinchen from St. Louis for 5th-1997 (Tajé Allen).
Obtained 2nd-1996 [traded to Baltimore (CB Deron Jenkins) for three more picks: 3rd-1996 (RB Detron Smith), 4th-1996 (QB Jeff Lewis) and 7th-1996 (T Leslie Ratliffe)] and 7th-1996 (P Brian Gragert) from Detroit in exchange for RB/KR Glyn Milburn.
Obtained 4th-1996 (S Darius Johnson), 5th-1996 (WR Patrick Jeffers) and 7th-1996 (RB L.T. Levine) from Carolina for 4th-1996 (Emmanuel McDaniel).

1995

Obtained 4th-1995 (T Jamie Brown) and 6th-1995 (RB Terrell Davis) from Minnesota in exchange for 4th-1995 (QB Chad May).

1994

Obtained 4th-1995 (LB Ken Brown) from Los Angeles Rams in exchange for QB Tommy Maddox.
Obtained 7th-1994 (C Tom Nalen) from New York Giants in exchange for WR Arthur Marshall.
Obtained WR Mike Pritchard and 7th-1995 (TE Byron Chamberlain) from Atlanta in exchange for 3rd-1994 (G Alai Kalanivualu) and 1st-1995 (dealt to Minnesota, which selected WR Derrick Alexander).
Obtained DT Ted Washington from San Francisco in exchange for 5th-1994 (to Green Bay; Dorsey Levens).
Obtained CB Ben Smith from Philadelphia for 3rd-1995 (WR Chris T. Jones) and 5th-1996 (Whit Marshall).

1993

Obtained T Gary Zimmerman from Minnesota in exchange for 1st-1994 (Dewayne Washington), 6th-1994 (Andrew Jordan) and 2nd-1995 (Orlando Thomas).
Obtained 7th-1994 (Butler By note) from Green Bay in exchange for G Doug Widell.
Obtained undisclosed conditional draft choice from Minnesota in exchange for WR Vance Johnson.
Obtained 1st-1993 (Dan Williams) from Cleveland for 1st-1993 (Steve Everitt) and 3rd-1993 (Mike Caldwell).
Obtained 3rd-1993 (Rondell Jones) from L.A. Raiders for RB Gaston Green.
Obtained 3rd-1993 (dealt to Cleveland: Mike Caldwell) and 7th-1993 (Clarence Williams) from Atlanta for S Alton Montgomery.

1992

Obtained RB Sammie Smith from Miami for RB Bobby Humphrey.
Obtained 7th-1992 (Jim Johnson) and 8th-1992 (Dietrich Lockridge) from New York Jets in exchange for 6th-1992 (Jeff Blake).
Obtained 7th-1992 (Ron Geater) from Tampa Bay in exchange for WR Ricky Natlie.

1991

Obtained T Harvey Salem from Detroit in exchange for 3rd-1992 (Thomas McLemore).
Obtained RB Gaston Green and 4th-1991 (Derek Russell) from L.A. Rams for T Gerald Perry and 12th-1991 (Jeff Pahukoa).

1990

Obtained DE David Galloway from Phoenix for 8th-1991 (Greg Amsler).
Obtained T/C David Widell from Dallas for 7th-1991 (Leon Lett).
Obtained 8th-1991 (traded back to Phoenix: Greg Amsler) from Phoenix for TE David Little.
Obtained 10th-1990 (James Szymanski) from Los Angeles Raiders for 11th-1990 (Ron Lewis).
Obtained 5th-1990 (Jeff Davidson) from New England for 4th-1991 (dealt to Pittsburgh: Sammy Walker).

1989

Obtained DE Ron Holmes from Tampa Bay for 4th-1990 (Tony Mayberry).
Obtained DE Kevin Brooks and 4th-1990 (Jeroy Robinson) from Dallas for 3rd-1990 (dealt to New England: Greg McMurtry).
Obtained K David Treadwell from Phoenix in exchange for 12th-1990 (Ken McMichel).
Obtained 1st-1989 (Steve Atwater), 2nd-1989 (Warren Powers), and a 5th-1989 (Darren Carrington) from Cleveland for 1st-1989 (Eric Metcalf).

1988

Obtained FB Calvin Thomas from Chicago in exchange for undisclosed conditional draft choice.
Obtained NT Shawn Knight from New Orleans for NT Ted Gregory.
Obtained undisclosed future draft choice from Washington in exchange for RB/TE Bobby Micho.
Obtained C Mike Ruether from Phoenix in exchange for LB Ricky Hunley.
Obtained RB Tony Dorsett from Dallas in exchange for conditional 5th-1989 (Jeff Roth).
Obtained rights to S Kip Corrington from Detroit in exchange for conditional undisclosed future draft choice.

1987

Obtained 10th-1988 (Channing Williams) from Pittsburgh for LB Ken Woodard.
Obtained G Stefan Humphries from Chicago for P Bryan Wagner.
Obtained C/G Larry Lee from Miami for 8th-1988 (Louis Cheek).

1986

Obtained 11th-1987 (Steve Roberts) and undisclosed future draft choice (7th-1988; Pat Kelly) from Los Angeles Rams in exchange for LB Steve Busick.
Obtained CB Mark Haynes from the New York Giants in exchange for 2nd-1986 (Pepper Johnson) and 6th-1986 (obtained from Tampa Bay; Giants selected Ron Brown), and 2nd-1987 (Adrian White).

1985

Obtained TE Mike Barber from Los Angeles Rams in exchange for 12th-1986 (Marcus DuPree).
Obtained 2nd-1985 (Vance Johnson) from Houston in exchange for 2nd-1985 (obtained from Tampa Bay; Houston selected Richard Byrd) and 5th-1985 (Lee Johnson).
Obtained 6th-1986 (Orson Mobley) from Green Bay in exchange for QB Scott Brunner.

1984

Obtained 6th-1986 (traded to Giants in 1986 in Mark Haynes deal; Giants selected Ron Brown) from Tampa Bay in exchange for DE Brison Manor.
Obtained rights to LB Ricky Hunley from Cincinnati for 1st-1986 (Tim McGee), 3rd-1986 (David Fulcher) and 5th-1987 (Greg Horne).
Obtained WR Butch Johnson from Houston in exchange for 3rd-1985 (Mike Kelley).
Obtained WR Dave Logan from Cleveland in exchange for 4th-1984 (Rickey Bolden).
Obtained QB Scott Brunner from New York Giants in exchange for 4th-1984 (Gary Reasons).
Obtained 4th-1984 (Randy Robbins) and conditional undisclosed future draft choice (2nd-1985; traded to Houston: Richard Byrd) from Tampa Bay in exchange for QB Steve DeBerg.
Obtained TE Eason Ramson from San Francisco in exchange for 5th-1984 (dealt to Atlanta: Cliff Benson).
Obtained LB Stan Blinka from New York Jets in exchange for 6th-1985 (Rich Miano).

1983

Obtained 5th-1985 (Billy Hinson) from Miami in exchange for LB Larry Evans.
Obtained 8th-1984 (Winford Hood) from Green Bay in exchange for DE Greg Boyd.
Obtained rights to QB John Elway from Baltimore for G Chris Hinton, 1st-1984 (Ron Solt) and QB Mark Herrmann.

1982

Obtained 4th-1984 (dealt to Cleveland for Dave Logan; Cleveland selected Rickey Bolden) from New Orleans in exchange for T Kelvin Clark.
Obtained S J.T. Thomas from Pittsburgh in exchange for 8th-1983 (Henry Odom).
Obtained linebacker Robert L. Jackson from Cleveland for 6th-1982 (Mike Whitwell).
Obtained 1st-1982 (Gerald Willhite) and 4th-1982 (Dan Plater) from Buffalo Bills for 1st-1982 (Perry Tuttle).

1981

Obtained QB Steve DeBerg from San Francisco for 4th-1983 (dealt to Rams: Chuck Nelson).
Obtained WR Wade Manning from Buffalo for 8th-1982 (dealt to Dallas: George Peoples).
Obtained future undisclosed draft choice (5th-1983; Bruce Baldwin) from New Orleans for LB Rob Nairne.
Obtained RB Tony Reed from Kansas City for 3rd-1981 (Roger Taylor) and 4th-1982 (Stuart Anderson).

1980

Obtained WR Emery Moorehead from New York Giants for 8th-1981 (Mark Reed).
Obtained RB Don Hardeman from Baltimore for 12th-1980 (Marvin Sims).
Obtained CB Perry Smith from St. Louis for 8th-1980 (Grant Hudson) and 10th-1981 (Jim Joiner).
Obtained RB Lawrence McCutcheon from Los Angeles for 3rd-1982 (dealt to Houston; Robert Abraham).
Obtained QB Matt Robinson from N.Y. Jets for 1st-1980 (dealt to San Francisco: Jim Stuckey), 2nd-1980 (Ralph Clayton) and QB Craig Penrose.

1979

Obtained 8th-1980 (Don Coleman) from Baltimore for P Bucky Dilts.
Obtained 2nd-1980 (Rulon Jones) and 5th-1980 (Laval Short) and 3rd-1981 (traded to Kansas City: Roger Taylor) for DE Lyle Alzado.

1978

Obtained OT Tom Neville from New England for 10th-1979.
Obtained DB Charlie West and 6th-1979 (Jeff McIntyre) for TE Bill Gay.
Obtained future undisclosed draft choice from Detroit for center Mike Montler.

1977

Obtained RB Jim Jensen from Dallas for 6th-1979 (Martin Cox).
Obtained OT Andy Maurer from San Francisco for 9th-1978 (Steve McDaniels).
Obtained C Mike Montler from Buffalo for 2nd-1979 (Jim Haslett).
Obtained DE Bernard Jackson from Cincinnati for 3rd-1978 (Don Bass) and 7th-1978 (G Dan Bass).
Obtained QB Craig Morton from the New York Giants for QB Steve Ramsey and 5th-1978 (Brian DeRoo).

1976

Obtained LB Godwin Turk from New York Jets for 5th-1977 (Gary Gregory).
Obtained OT Bill Bain from Green Bay for 3rd-1977 (Rick Scribner).
Obtained 9th-1976 (Jim Lisko) from St. Louis for DB Jeff Severson.

1975

Obtained DB Jeff Severson from Houston for 7th-1976 (Larry Harris).
Obtained past considerations from Kansas City for TE Billy Masters.
Obtained C Phil Olsen from Los Angeles for WR Otto Stowe, 3rd-1976 and 6th-1977 (Art Best).
Obtained DB Clarence Ellis from Atlanta for DB Charles Greer, WR Jerry Simmons and 6th-1976 (Stan Varner).
Obtained DT Greg Marx and 5th-1975 (Stan Rogers) from Atlanta for G Larron Jackson.

1974

Obtained 4th-1975 (Steve Taylor) from Kansas City for LB Tom Graham.
Obtained 10th-1975 (Hank Englehardt) from Kansas City for T Tom Drougas.
Obtained 3rd-1975 (Mike Franckowiak) from New York Giants for RB Joe Dawkins.
Obtained RB Jon Keyworth from Washington for 6th-1975 (Mark Doak) and 11th-1975 (Ardell Johnson).
Obtained DB John Rowser from Pittsburgh for 6th-1974 (James Wolfe) and 9th-1974 (Tommy Reamon).

1973

Obtained LB Ray May from Baltimore for 3rd-1974 (Robert Pratt) and 8th-1974 (Paul Miles).
Obtained DB Dale Hackbart from St. Louis for 10th-1974 (Greg Hartle).

MAJOR TRADES, CONT.

Obtained LB Bill Laskey from Baltimore for 7th-1974 (Dan Dickel).
Obtained WR Gene Washington from Minnesota for WR Rod Sherman and 5th-1974 (Jim Ferguson).

1972

Obtained 3rd-1974 (Claudie Minor) and 6th-1974 (traded to Pittsburgh: James Wolfe) from Cleveland for QB Don Horn.
Obtained WR Haven Moses from Buffalo for WR Dwight Harrison.
Obtained 3rd-1973 (Paul Howard) from Cleveland for DE Rich Jackson.
Obtained C Bobby Maples from Pittsburgh for 6th-1973 (Ron Bell).
Obtained T Rick Sharp from Pittsburgh for 8th-1973 (Loren Toews).
Obtained DE-T Lloyd Voss from Pittsburgh for 5th-1973 (Dave Reavis).
Obtained QB Charley Johnson from Houston for 3rd-1973 (dealt to Baltimore: Bill Olds).
Obtained RB Eddie Ray and 3rd-1973 (John Wood) from San Diego for DT Dave Costa.
Obtained 7th-1973 (John Grant) from Baltimore for TE John Mosier.
Obtained LB Al Andrews from Buffalo for LB Dave Washington.
Obtained 5th-1973 (traded to Pittsburgh: Dave Reavis) from New Orleans for LB John Huard.

1971

Obtained RB Joe Dawkins from Houston for RB Dickie Post.
Obtained OG Larron Jackson and 5th-1972 from Houston for DB Cleophus Johnson.
Obtained LB Olen Underwood from Houston for OG Bob Young.
Obtained 5th-1972 (Jim Krieg) from Philadelphia for QB Pete Liske.
Obtained RB Dickie Post from San Diego for 2nd-1972 (dealt to Rams: Jim Bertelsen).
Obtained QB Steve Ramsey from New Orleans for 4th-1972 (dealt to Dallas: Tim Kearney).
Obtained T Roger Shoals from Detroit for LB Carl Cunningham.
Obtained QB John Stofa from Miami for 7th-1972 (Bill Adams).
Obtained DB Butch Byrd from Buffalo for 5th-1972 (Robert Penchion).
Obtained DB Leroy Mitchell from Houston for DB John Charles.
Obtained DB John Charles and 4th-1972 (Tom Graham) from Minnesota for WR Al Denson.
Obtained QB Don Horn and 1st-1972 (Riley Odoms) from Green Bay for DE Alden Roche and 1st-1972 (Willie Buchanan).
Obtained K Jim Turner from New York Jets for K Bobby Howfield.

1970

Obtained DB Cornell Gordon from New York Jets for DB Gus Hollomon.
Obtained TE Jim Whalen from Boston for TE Tom Beer.
Obtained DB Paul Martha from Pittsburgh for C Walter Highsmith and T Wallace Dickey.
Obtained RB Booker Edgerson from Buffalo for 5th-1972 (dealt to Houston and then Atlanta: Billy Taylor).
Obtained FB Willis Crenshaw from St. Louis for 3rd-1971 (Jim Livesay).
Obtained TE Billy Masters from Buffalo for 5th-1971 (Tim Beamer).
Obtained 8th-1971 (Tom Beard) from Houston for RB Tom Smiley.
Obtained 4th-1971 (Lyle Alzado) from Boston for K Charlie Gogolak.

1969

Obtained RB Tom Smiley from Cincinnati for WR Eric Crabtree.
Obtained T Walt Barnes from Kansas City for 8th-1970 (Fred Barry).

1968

Obtained a future draft choice from the N.Y. Jets for DB Nemiah Wilson, later canceled when Wilson was cut by the Jets.
Obtained 4th-1969 (Mike Schnitker) from Kansas City for DT Curley Culp.
Obtained 3rd-1968 (Robert Vaughan) from Kansas City for DB Goldie Sellers.
Obtained 4th-1968 (Drake Garrett) from Kansas City for RB Wendell Hayes.
Obtained 6th-1969 (Wandy Williams) from Buffalo for RB Charlie Mitchell.

1967

Obtained QB Steve Tensi from San Diego for 1st-1968 (Russ Washington) and 1st-1969 (Marty Domres).
Obtained OG Dick Tyson, LB Ray Schmautz and DE Rich Jackson from Oakland for WR Lionel Taylor and C Jerry Sturm.
Obtained RB Cookie Gilchrist, QB George Wilson, OG Ernie Park and DE Earl Faison from Miami for DE Dan LaRose, LB Jerry Hopkins, RB Abner Haynes, and 6th-1968 (Kim Hammond).
Obtained WR Bill Cronin from Miami for DT Ray Jacobs.
Obtained DT Dave Costa from Buffalo for 4th-1968 (Edgar Chandler).
Obtained DT Rex Mirich and 3rd-1967 (dealt to Buffalo: Tom Rhoads) from Oakland for DB Willie Brown and QB Mickey Slaughter.

1966

Obtained 3rd-1967 (Mike Current) and 5th-1967 (Fran Lynch) from Miami for RB Cookie Gilchrist.
Obtained LB Archie Matsos from Oakland for RB Hewritt Dixon.

1965

Obtained RB Cookie Gilchrist from Buffalo for RB Billy Joe.
Obtained RB Abner Haynes from Kansas City for LB Jim Fraser.

1964

Obtained DT Stan Fanning and 6th-1964 (Al Denson) from Oakland for RB Gene Mingo.
Obtained QB Jacky Lee for two years use from Houston for 1st-1965 and DT Bud McFadin.
Obtained LB Marv Matuszak and DB Billy Atkins from Buffalo for C Walt Cudzik.
Obtained DT-K Dick Guesman, DE Ed Cooke, DT Charlie Janerette, OG Sid Fournet and LB Jim Price from New York Jets for DB Bob Zeman, LB Wahoo McDaniel, WR Gene Prebola and DT Gordy Holz.

1962

Obtained RB Bo Dickinson from Dallas for OB Carl Larpenter.
Obtained HB Bob Scarpitto, DB Bob Zeman and OE Luther Hayes from San Diego for cash.

1960

Obtained DB Goose Gonsoulin from Dallas for FB Jack Spikes.

ALL-TIME COACHES ROSTER

COACH	POSITION	YEARS OF SERVICE (TOTAL)
B		
Joe Baker	Linebackers	2007 (1)
	Offensive Assistant	2008 (1)
Vernon Banks	Strength and Conditioning	1993-94 (2)
Marvin Bass	Special Assistant	1982-83, '85-92 (10)
	Offensive Line	1984 (1)
Jeremy Bates	Offensive Assistant	2006 (1)
	Wide Receivers/Quarterbacks	2007 (1)
	Quarterbacks	2008 (1)
Jim Bates	Assistant Head Coach/Defense	2007 (1)
Chip Beake	Quality Control	2006 (1)
Raymond Berry	Quarterbacks	1992 (1)
Marv Braden	Special Teams	1977-80 (4)
Ronnie Bradford	Special Teams Assistant	2003 (1)
	Special Teams	2004-06 (3)
	Assistant Defensive Backs	2007 (1)
	Defensive Backs	2008 (1)
Tim Brewster	Tight Ends	2005-06 (2)
Jacob Burney	Defensive Line	2002-04, '07-08 (5)
	Defensive Line/Ends	2005-06 (2)
Keith Burns	Special Teams Assistant	2007-08 (2)
Frank Bush	Linebackers	1995-99 (5)
	Nickel Package/Secondary	2000 (1)
	Special Teams	2001-03 (3)
C		
Troy Calhoun	Defensive Assistant	2003 (1)
	Offensive Assistant/Special Teams	2004 (1)
	Assistant to Head Coach	2005 (1)
Ken Carpenter	Assistant	1961 (1)
Rubin Carter	Assistant Defensive Line	1987-88 (2)
Jim Cason	Backfield	1960 (1)
Dwayne Chandler	Assistant Strength and Conditioning	2007-08 (2)
Barney Chavous	Assistant Strength and Conditioning	1989 (1)
	Defensive Assistant	1990-92 (3)
	Assistant Strength/Assistant Defensive Line	1993-94 (2)
	Assistant Strength/Assistant Offensive Line	1995-99 (5)
Max Coley	Offensive Coordinator	1972-76 (5)
Joe Collier	Defensive Backfield	1969-71 (3)
	Defensive Coordinator	1972-81 (10)
	Assistant Head Coach/Defense	1982-88 (7)
Dick Coury	Wide Receivers	1972-73 (2)
Larry Coyer	Linebackers	2000-02 (3)
	Defensive Coordinator	2003-06 (4)
D		
Kay Dalton	Wide Receivers	1974-76 (3)
	Special Offensive Assistant	1986 (1)
Joe DeCamillis	Defensive Quality Control	1991-92 (2)
Rick Dennison	Offensive Assistant	1995-96 (2)
	Special Teams	1997-2000 (4)
	Offensive Line	2001-05 (5)
	Offensive Coordinator	2006 (1)
	Offensive Coordinator/Offensive Line	2007-08 (2)
	Defensive Backs	1964-65 (2)
George Dickson	Defensive Line	1960-63, '66 (5)
Dale Dodrill	Assistant Defensive Backs	2004 (1)
Kirk Doll	Linebackers	2005-06 (2)
Ed Donatell	Defensive Backs	1995-99 (5)
Karl Dorrell	Wide Receivers	2000-02 (3)
Whitey Dovell	Offensive Line	1967-70, '79-80 (6)
	Special Teams/Tight Ends	1971 (1)
Rod Dowhower	Offensive Coordinator	1980 (1)
	Offensive Coordinator/Wide Receivers	1981-82 (2)
George Dyer	Defensive Line	1995-2001 (7)
	Assistant to Head Coach	2002 (1)

ALL-TIME COACHES ROSTER

E	
Hunter Enis	Offensive Backs1967-71 (5)
F	
Jim Fassel	Offensive Coord./Quarterbacks1993 (1) Assistant Head Coach/Offensive Coordinator1994 (1) Head Coach1962-64 (3) Frank Filchock Head Coach1960-61 (2) Jedd Fisch Wide Receivers2008 (1) Mo Forte Running Backs1988-92 (5) Wide Receivers1993-94 (2) Jerry Frei Offensive Line1972-75, '81-82 (6) Leon Fuller Defensive Backs1994 (1)
G	
Chan Gailey	Special Teams/Tight Ends1985-86 (2) Tight Ends/Receivers1987 (1) Quarterbacks1988 (1) Offensive Coordinator/Receivers1989-90 (2) Bob Gambold Linebackers1972-73 (2) Defensive Backs1974-77 (4) Alex Gibbs Offensive Line1984-87 (4) Assistant Head Coach/Offensive Line1995-2003 (9) David Gibbs Safeties2001 (1) Secondary2002-04 (3) Mike Giddings Assistant Offensive Line1976 (1) Gary Glick Defensive Backs1962 (1) I.J. Gorman Strength and Conditioning1983-84 (2) Ken Gray Offensive Line1977-78 (2) Bob Griffin Assistant1966 (1)
H	
John Hadl	Quarterbacks/Receivers1983 (1) Bishop Harris Running Backs1993-94 (2) Mike Heimerdinger Wide Receivers1995-99 (5) Assistant Head Coach2006 (1) Assistant Head Coach/Quarterbacks2007 (1) George Henshaw Offensive Line1988-90 (3) Wide Receivers1991 (1) Offensive Coordinator/Receivers1992 (1) Ed Hughes Defensive Backs1963 (1)
J	
Charlie Jackson	Defensive Assistant2007-08 (2) Bill Johnson Defensive Line2007-08 (2) Charley Johnson Quarterbacks1976 (1) Reed Johnson Special Teams1981 (1) Stan Jones Defensive Line1967-71, '76-88 (18)
K	
Larry Kennan	Wide Receivers1988 (1) Gary Kubiak Offensive Coordinator/Quarterbacks1995-2002 (8) Offensive Coordinator2003-05 (3)
L	
Charlie Lee	Running Backs1981 (1) Earl Leggett Defensive Line1989-90 (2) John Levra Offensive Line1993-94 (2) Anthony Lynn Assistant Special Teams2000-02 (3)
M	
Dick MacPherson	Defensive Backs1967-68 (2) Linebackers1969-70 (2) Ray Malavasi Defensive Line1964-65 (2) Head Coach/Offensive Line1966 (1) Pete Mangurian Tight Ends/Assistant Offensive Line1988-90 (3) Offensive Line1991-92 (2) Offensive Line1962 (1) Jim Martin Defensive Backs1966 (1) Marv Matuszak Defensive Backs1978-82 (5) Richie McCabe Special Teams Assistant2005-06 (2) Thomas McGaughey Defensive Assistant1998 (1) Pat McPherson Offensive Assistant1999-2002 (4) Quarterbacks2003-06 (4) Tight Ends2007-08 (2)

ALL-TIME COACHES ROSTER

M (CONT.)	
Bus Mertes	Offensive Back1965-66 (2) Keith Millard Assistant Defensive Line/Pass Rush Specialist2003-04 (2) Al Miller Strength and Conditioning1985-92 (8) Red Miller Offensive Line1963-65 (3) Head Coach1977-80 (4) Ron Milus Defensive Backs2000-02 (3) Myrel Moore Offensive Line/Special Teams1972 (1) Linebackers1973-77, '83-88 (11) Offensive Line1982 (1)
N	
Nick Nicolau	Special Assistant1981 (1) Running Backs1982-87 (6) Mike Nolan Special Teams1987 (1) Special Teams/Defensive Assistant1988 (1) Linebackers1989-92 (4) Rex Norris Defensive Line1994 (1)
O	
Scott O'Brien	Special Teams Coordinator2007-08 (2)
P	
Dwain Painter	Offensive Assistant1997 (1) Brian Pariani Tight Ends1995-2004 (10) Babe Parilli Quarterbacks1977-79 (3) Andre Patterson Defensive Line/Tackles2005-06 (2) Wade Phillips Defensive Coordinator1989-92 (4) Head Coach1993-94 (2) Fran Polsfoot Wide Receivers1977-80 (4) Tight Ends/Special Teams1981-84 (4) Ricky Porter Offensive Assistant1997-98 (2) Assistant Strength and Conditioning1999 (1)
R	
Dan Radakovich	Offensive Line1983 (1) John Ralston Head Coach1972-76 (5) Dan Reeves Head Coach1981-92 (12) Alvin Reynolds Assistant Defensive Backs/Quality Control1993-94 (2) Defensive Assistant/Assistant Defensive Backs1995 (1) Ray Rhodes Defensive Coordinator2001-02 (2) Harold Richardson Special Teams1989-90 (2) Special Teams/Tight Ends1991-92 (2) Special Assistant to Head Coach/Offense1993-94 (2) Paul Roach Offensive Backs1977-80 (4) Greg Robinson Defensive Coordinator1995-2000 (6) Sam Rutigliano Wide Receivers1967-70 (4) Jim Ryan Defensive Assistant2005-06 (2) Offensive Assistant2007 (1) Linebackers2008 (1)
S	
Lou Saban	Head Coach1967-71 (5) Greg Saporta Assistant Strength and Conditioning1995-2008 (14) Mike Shanahan Wide Receivers1984 (1) Offensive Coordinator1985-87 (3) Quarterbacks1989-90 (2) Offensive Coordinator1991 (1) Head Coach1995-2008 (14) Bob Slowik Defensive Backs2005-06 (2) Defensive Coordinator/Defensive Backs2007 (1) Defensive Coordinator2008 (1) Ryan Slowik Defensive Assistant2005-06 (2) Special Teams Assistant2007 (1) Assistant Defensive Backs2008 (1) Assistant Strength and Conditioning2001-06 (6) Jerry Smith Offensive Line/Head Coach1971 (1) Richard Smith Special Teams/Assistant Linebackers1993-94 (2) Special Teams1995-96 (2) Rick Smith Defensive Assistant1996-99 (4)

ALL-TIME COACHES ROSTER

S (CONT.)

Mac Speedie	Offensive Ends1962-64 (3)
	Head Coach1964-66 (3)
Jimmy Spencer	Assistant Defensive Backs2003, '05-06 (3)
	Defensive Backs2004 (1)
Ernie Stautner	Defensive Line1991-93 (3)
Les Steckel	Tight Ends1993-94 (2)

T

John Teerlinck	Pass Rush Specialist1997-2001 (5)
Terry Tumey	Defensive Assistant1999-2000 (2)
Bobby Turner	Running Backs1995-2008 (14)
Rich Tuten	Strength and Conditioning1995-2008 (14)

U

Doc Ulrich	Defensive Line1972-75 (4)
	Offensive Line1976 (1)
	Special Teams1984 (1)
	Tight Ends/Assistant Offensive Line1985 (1)

W

Doak Walker	Special Assignments1966 (1)
Charlie Waters	Special Teams1988 (1)
	Defensive Backs1989-92 (4)
	Defensive Coordinator1993-94 (2)
Steve Watson	Defensive Assistant2001-02 (2)
	Wide Receivers2003-06 (4)
	Associate Head Coach2007-08 (2)
Charlie West	Defensive Backs1983-88 (6)

Y

Zaven Yaralian	Head Coach's Assistant2001 (1)
John-Paul Young	Linebackers1993-94 (2)

Z

Bob Zeman	Linebackers1978-82 (5)
-----------	-------------	------------------

BRONCOS ASSISTANTS WHO BECAME NFL HEAD COACHES AFTER THEIR TIME ON DENVER'S STAFF

A total of 14 individuals were named an NFL head coach after serving as an assistant on the Broncos' coaching staff. This list includes two active NFL head coaches in Gary Kubiak (Houston) and Wade Phillips (Dallas).

ASSISTANTS WHO BECAME NFL HEAD COACHES AFTER THEIR TIME ON THE BRONCOS' COACHING STAFF

Coach	Yrs. w/Den. as an asst.	Yrs. as NFL Head Coach	Career Rec. Inc. Postseason
1. Mac Speedie	1962-64	Den. ('64-66)	6-19-1 (.250)
2. Ray Malavasi	1964-66	Den. ('66)/Rams ('78-82)	47-44 (.516)
3. Ed Hughes	1963	Hou. ('71)	4-9-1 (.321)
4. Jerry Smith	1971	Den. ('71)	2-3 (.400)
5. Red Miller	1963-65	Den. ('77-80)	42-25 (.627)
6. Sam Rutigliano	1967-70	Cle. ('78-84)	47-52 (.475)
7. Rod Dowhower	1980-82	Ind. ('85-86)	5-24 (.172)
8. Mike Shanahan	'84-87, '89-91	Raiders ('88-89)/Den. ('95-08)	154-103-0 (.599)
9. Dick MacPherson	1967-70	N.E. ('91-92)	8-24 (.250)
10. Wade Phillips	1989-92	N.O. ('85)/Den. ('93-94)	61-46 (.570)
		Buf. ('98-00)/Atl. ('03)/Dal. ('07-Pres.)	61-46 (.570)
11. Chan Gailey	1985-90	Dal. ('98-99)	18-16 (.529)
12. Jim Fassel	1993-94	NYG ('97-03)	60-56-1 (.517)
13. Mike Nolan	1987-92	S.F. ('05-08)	18-37 (.286)
14. Gary Kubiak	1995-05	Hou. ('06-Pres.)	22-26 (.458)

Note: Bold denotes active NFL head coach

BRONCOS ALL-TIME ROSTER

List includes players who spent time on the active roster during the regular or postseason. **Current players in bold.**
 † Indicates player was signed during 1987 strike, and played only during that three-game span as a replacement player)
 * Indicates information is incomplete; does not include starts for seasons prior to 1968

A

No.	Name	Pos.	Hgt.	Wgt.	College	GP	GS	Years
21	Hamza Abdullah	S	6-2	213	Washington State	24	8	2005-08
81	Bob Adams	TE	6-2	225	Pacific	2	0	1975
12/81	Charlie Adams	WR	6-2	190	Hofstra	24	2	2003-06
95	Sam Adams	DT	6-3	350	Texas A&M	11	11	2007
73	Scott Adams	T	6-6	315	Georgia	0	0	1997
60	Kenneth M. Adamson	G	6-2	235	Notre Dame	32	N/A	1960-62
57	Allen Aldridge	LB	6-1	245	Houston	64	45	1994-97
68	Steve Alexakos	G	6-2	260	San Jose State	8	1	1970
58	Elijah Alexander	LB	6-2	230	Kansas State	41	24	1993-95
40	Jeff Alexander	RB	6-0	232	Southern	21	6	1989-'92
69	P.J. Alexander	T	6-4	297	Syracuse	16	0	2003-05, '07
80	Ray Alexander	WR	6-4	195	Florida A&M	8	0	1984
45	Roc Alexander	CB	5-10	190	Washington	26	1	2004-05
82	Stephen Alexander	TE	6-4	250	Oklahoma	32	29	2005-07
25	Ted Alfien	RB	6-0	195	Springfield College	4	0	1969
24	Donald R. Allen	FB	6-0	200	Texas	10	N/A	1960
22	Elihu (Buddy) Allen	HB	5-11	193	Utah State	1	N/A	1961
57	Ty Allert	LB	6-2	233	Texas	7	0	1990
73	Henry Allison	T	6-3	255	San Diego State	3	0	1977
62	Vaughn S. (Buddy) Alliston	LB	6-0	218	Mississippi	11	N/A	1960
94	Luis Almanzar	DT	6-3	295	Southwest Missouri State	0	0	2003
25	Anthony Alridge	RB	5-9	185	Houston	0	0	2008
77	Lyle Alzado	DE	6-3	255	Yankton College	99	98	1971-78
22	David R. Ames	HB	6-0	185	Richmond	7	N/A	1961
11	Bobby Anderson	HB	6-0	208	Colorado	48	22	1970-73
23	Marques Anderson	S	5-11	210	UCLA	6	0	2005
38	Mike Anderson	RB	6-0	230	Utah	74	51	2000-05
83	Willie "Flipper" Anderson	WR	6-0	175	UCLA	4	0	1997
86	Mitch Andrews	TE	6-2	239	Louisiana State	8	3	1987
84	Lou Andrus	LB	6-6	230	Brigham Young	8	N/A	1967
92	Lester Archambeau	DE	6-5	275	Stanford	3	0	2000
83	Justin Armour	WR	6-4	210	Stanford	8	0	1998
24	Otis Armstrong	RB	5-10	196	Purdue	96	58	1973-80
65	LeFrancis Arnold	G/C	6-3	245	Oregon	2	0	1974
73	Mike Askea	T	6-4	260	Stanford	4	0	1973
28	Billy Atkins	DB	6-1	196	Auburn	3	N/A	1964
74	Frank Atkinson	DE	6-3	240	Stanford	3	N/A	1964
47	George Atkinson	S	6-0	180	Morris Brown	6	0	1979
27	Steve Atwater	S	6-3	217	Arkansas	155	155	1989-98
33	John Avery	RB	5-9	190	Mississippi	7	0	1999
67	John Ayers	G	6-5	258	West Texas State	9	5	1987

B

56/65	Jay Bachman	C	6-3	250	Cincinnati	45	1	1968-71
97	Boss Bailey	LB	6-3	232	Georgia	6	6	2008
24	Champ Bailey	CB	6-0	192	Georgia	70	70	2004-08
75	Bill Bain	T	6-4	279	Southern California	15	14	1976-1978
6	Jason Baker	P	6-2	205	Iowa	4	0	2004
74	Jerry Baker	T	6-2	297	Tulane	5	0	1983
79	Chris Banks	G	6-1	300	Kansas	20	1	1998-99
85	Mike Barber	TE	6-3	235	Louisiana Tech	10	1	1985
62	Ernie Barnes	G	6-3	247	North Carolina Central	25	N/A	1963-64
73	Walter Barnes	DE	6-3	245	Nebraska	19	0	1969-71
86	Dean Barnett	TE	6-2	225	Nevada-Las Vegas	8	0	1983
36	Josh Barrett	S	6-3	225	Arizona State	6	3	2008
42	Odell Barry	HB	5-10	180	Findlay	26	N/A	1964-65
52	James Barton	C	6-5	250	Marshall	28	N/A	1961-62
54	Rick Baska	LB	6-3	225	UCLA	18	0	1976-77
46	Norman Bass	DB	6-3	210	Pacific	1	0	1964
64	Scott Beavers	G	6-4	277	Georgia Tech	2	0	1990
57	Jordan Beck	LB	6-2	233	Cal Poly/SLO	11	0	2007
85	Tom Beer	TE	6-4	235	Houston	37	*21	1967-69
56	Dave Behrman	C	6-5	260	Michigan State	11	N/A	1967
73	Kevin Belcher†	T	6-5	280	Wisconsin	1	1	1987
20	Henry Bell	HB	5-10	210	No college	10	N/A	1960
34	Joshua Bell	CB	5-11	177	Baylor	9	5	2008
35	Ken Bell	RB/WR	5-10	190	Boston College	59	1	1986-89
20/30	Mike Bell	RB	6-0	225	Arizona	20	3	2006-07
26/21	Tatum Bell	RB	5-11	213	Oklahoma State	49	17	2004-06, '08
3	Scott Bentley	P/K	6-0	203	Florida State	2	0	1997, 2000
43	Frank Bernardi	DB	5-9	181	Colorado	6	N/A	1960
74	Lee Bernet	T	6-2	250	Wisconsin	28	N/A	1965-66
33	Rod Bernstine	RB	6-3	238	Texas A&M	21	21	1993-95

BRONCOS ALL-TIME ROSTER, CONT.

No.	Name	Pos.	Hgt.	Wgt.	College	GP	GS	Years
92	Bertrand Berry	DE	6-3	250	Notre Dame	46	19	2001-03
11	Steve Beuerlein	QB	6-3	220	Notre Dame	12	5	2001-03
77	Larry Birdine	DE	6-4	265	Oklahoma	0	0	2007
54	Keith Bishop	C/G	6-3	260	Baylor	129	87	1980-89
32	Dre Bly	CB	5-10	188	North Carolina	32	32	2007-08
24	Tony Boddie	RB	5-11	195	Montana State	6	0	1986-87
83	Melvin Bonner	WR	6-3	207	Baylor	4	0	1993
89	Gordon Bowdell	WR	6-2	203	Michigan State	2	0	1971
52	David Bowens	LB	6-2	255	Western Illinois	16	0	1999
65	Walt Bowyer	DE	6-4	254	Arizona State	61	17	1983-84, '87-88
30	Cory Boyd	RB	6-1	218	South Carolina	1	0	2008
77	Greg Boyd	DE	6-6	274	San Diego State	40	0	1980-82
52	Greg Bracelin	LB	6-1	214	California	12	0	1980
23	Ronnie Bradford	DB	5-10	188	Colorado	26	3	1993-95
24	Phil Brady	S	6-3	210	Brigham Young	4	0	1969
56	John Bramlett	LB	6-1	220	Memphis State	28	N/A	1965-66
42	Sam Brandon	S	6-2	200	Nevada-Las Vegas	63	12	2002-06
32	Melvin Bratton	RB	6-1	225	Miami (Fla.)	32	6	1989-90
34	Tyrone Braxton	DB	5-11	190	North Dakota State	165	132	1987-93, '95-99
19	Don Breaux	QB	6-1	205	McNeese State	9	N/A	1963
76	Bob Breitenstein	T	6-3	265	Tulsa	30	N/A	1965-67
26	Chris Brewer	RB	6-1	204	Arizona	13	0	1984
15	Marlin Briscoe	QB	5-11	178	Omaha	11	5	1968
6	Bubby Brister	QB	6-3	205	Northeast Louisiana	10	4	1997-99
71	Blake Brockermeyer	T	6-4	295	Texas	32	3	2002-03
36	John W. (Red) Brodnax	FB	6-0	208	Louisiana State	14	N/A	1960
11	Jeff Brohm	QB	6-1	205	Louisville	0	0	1999
56	Michael Brooks	LB	6-1	236	Louisiana State	89	64	1987-92
85	Robert Brooks	WR	6-0	173	South Carolina	4	0	2000
50	Fred Broussard	C	6-3	235	Texas A&M	1	0	1960
87	Boyd Brown	TE	6-4	222	Alcorn State	40	0	1974-76
89	Clay Brown	TE	6-3	223	Brigham Young	3	0	1983
98	Courtney Brown	DE	6-4	285	Penn State	14	13	2005-06
73	Cyron Brown	DE	6-5	275	Western Illinois	11	0	1998-99
26	Eric Brown	S	6-0	210	Mississippi State	53	52	1998-2001
34/46	Hardy Brown	LB	6-0	193	Tulsa	13	N/A	1960
70	Jamie Brown	T	6-8	320	Florida A&M	29	4	1995-97
55	Ken Brown	LB	6-1	235	Virginia Tech	2	0	1995
55	Ken Brown	C	6-1	245	New Mexico	16	0	1979
82	Laron Brown†	WR	5-9	172	Texas	3	1	1987
24	Willie Brown	DB	6-1	195	Grambling	50	N/A	1963-66
64/68/72	Sam Brunelli	G	6-2	270	Colorado State	60	*32	1966-71
82	Larry Brunson	WR	5-11	180	Colorado	13	0	1980
64	Billy Bryan	C	6-2	251	Duke	153	151	1977-88
79/95	Steve Bryan	DE/LB	6-2	256	Oklahoma	12	3	1987-88
27	Terrell Buckley	CB	5-9	176	Florida State	16	16	2000
80	Tom Buckman	TE	6-4	230	Texas A&M	7	1	1969
33	Fred Bukaty	FB	5-11	195	Kansas	14	N/A	1961
60	Joe Burch	C	6-2	280	Texas Southern	0	0	1994
21	Bobby Burnett	RB	6-3	210	Arkansas	3	0	1969
56/55/51	Keith Burns	LB	6-2	235	Oklahoma State	166	3	94-98, 00-03, 05-06
41	George Burrell	S	5-10	180	Pennsylvania	14	7	1969
93	Antwon Burton	DT	6-2	318	Temple	7	0	2006-07
58	Steve Busick	LB	6-4	227	Southern California	73	47	1981-85
21/22	Gerry Bussell	DB	6-0	190	Georgia Tech	6	N/A	1965
51	Bill Butler	LB	6-4	226	Cal State-Northridge	14	0	1970
28	Butler By'not'e	CB	5-9	190	Ohio State	9	0	1994
24	George (Butch) Byrd	DB	6-0	211	Boston University	14	0	1971

No.	Name	Pos.	Hgt.	Wgt.	College	GP	GS	Years
68	Rubin Carter	DT	6-0	256	Miami (Fla.)	166	151	1975-86
37	Tony Carter	FB	6-0	235	Minnesota	16	6	2001
51	Tim Casey	LB	6-1	225	Oregon	2	0	1969
66	John Cash	E	6-3	240	Allen	28	N/A	1961-62
45	Tom Cassese	DE	6-1	198	C.W. Post	14	N/A	1967
28	Jeremiah Castille	CB	5-10	175	Alabama	27	15	1987-88
40	Grady Cavness	CB	5-11	187	Texas-El Paso	14	14	1969
86	Byron Chamberlain	TE	6-1	242	Wayne State (Neb.)	73	0	1995-2000
79	Barney Chavous	DE	6-3	252	South Carolina State	182	177	1973-85
15	Max Choboian	QB	6-4	215	Cal State-Northridge	14	N/A	1966
54/55	Patrick Chukwurah	LB	6-1	240	Wyoming	42	0	2003-06
78	Tom Cichowski	T	6-4	250	Maryland	13	0	1967-68
54	Ralph Cindrich	LB	6-1	228	Pittsburgh	1	0	1974
70	Tyson Clabo	G	6-6	314	Wake Forest	0	0	2004
78	Ryan Clady	T	6-6	325	Boise State	16	16	2008
19/86	Brian Clark	WR	6-2	204	North Carolina State	10	0	2006-07
78	Brian Clark	T	6-6	260	Clemson	0	0	1982
47	Darius Clark	S	5-10	210	Duke	7	0	2000-01
43	Derrick Clark	RB	6-1	235	Evangel College	16	4	1994
88	Desmond Clark	TE	6-3	255	Wake Forest	41	6	1999-2001
20/27	Kevin Clark†	DB	5-10	185	San Jose State	26	3	1987-88, '90-91
73	Kelvin Clark	DT	6-3	260	Nebraska	45	8	1979-81
93	Nic Clemons	T	6-6	300	Georgia	10	0	2008
15	Mike Clendenen†	K	5-11	191	Houston	3	0	1987
34	Cedric Cobbs	RB	6-0	227	Arkansas	2	0	2006
26	Don Coffey	E	6-4	190	Memphis State	3	N/A	1963
48	George Coghill	S	6-0	210	Wake Forest	54	5	1998-2001
13	Keary Colbert	WR	6-1	205	Southern California	2	0	2008
84/81	Chris Cole	WR	6-0	195	Texas A&M	35	2	2000-03
46/21	KaRon Coleman	RB	5-7	198	Stephen F. Austin	15	0	2000-02
92/95	Marco Coleman	DE	6-3	270	Georgia Tech	23	16	2004-05
76	Steve Coleman	DE	6-5	252	Delaware State	2	0	1974
69	Tony Colorito	NT	6-5	260	Southern California	15	0	1986
59	Darren Comeaux	LB	6-1	227	Arizona State	60	0	1982-86
80	Ed Cooke	DE	6-4	250	Maryland	28	N/A	1964-65
81	Andre Cooper	WR	6-2	210	Florida State	10	1	1999-2000
63	Mark Cooper	G/T	6-5	270	Miami (Fla.)	53	12	1983-87
25	Kip Corrington	S	6-0	175	Texas A&M	32	1	1989-90
63	Dave Costa	DT	6-2	250	Utah	70	*56	1967-71
66	Bill Cottrell	G	6-4	255	Delaware Valley	11	0	1972
40	Curume Cox	S	6-1	204	Maryland	36	5	2005-07
66/77	Larry Cox	DT	6-3	255	Abilene Christian	33	*0	1966-68
41	Eric Crabtree	FL	6-0	185	Pittsburgh	42	*14	1966-68
68	Gary Crane	LB	6-5	230	Arkansas State	6	0	1969
29	Aaron Craver	WR	5-11	217	Fresno State	31	27	1995-96
33	Willis Crenshaw	FB	6-2	230	Kansas State	12	12	1970
53/78	Ken Criter	LB	6-0	225	Wisconsin	75	1	1969-74
39	Ray Crockett	CB	5-10	184	Baylor	106	104	1994-2000
51	Mike Croel	LB	6-3	231	Nebraska	58	54	1991-94
96	Tim Crowder	DE	6-4	275	Texas	19	1	2007-08
54	Ed Cummings	LB	6-3	232	Stanford	14	N/A	1965
50	Carl Cunningham	LB	6-4	230	Houston	55	*42	1967-70
74	Mike Current	T	6-5	274	Ohio State	118	*105	1967-75
58	Scott Curtis	LB	6-1	230	New Hampshire	25	1	1989-90
6	Jay Cutler	QB	6-3	233	Vanderbilt	37	37	2006-08

BRONCOS ALL-TIME ROSTER, CONT.

No.	Name	Pos.	Hgt.	Wgt.	College	GP	GS	Years
29	Charles Dimry	CB	6-0	176	Nevada-Las Vegas	44	18	1991-93
2	Joe DiVito	QB	6-2	205	Boston College	3	0	1968
30	Hewritt Dixon	FB/TE	6-1	230	Florida A&M	33	N/A	1963-65
31	Zachary Dixon	RB	6-0	203	Temple	5	0	1979
33	Dedrick Dodge	S	6-2	187	Florida State	16	1	1997
59	Kirk Dodge†	LB	6-1	231	Nevada-Las Vegas	3	1	1987
85	Chris Doering	WR	6-4	195	Florida	3	0	1999-2000
82	Jack Dolbin	WR	5-10	180	Wake Forest	62	32	1975-79
49	Matt Dominguez	TE/WR	6-2	219	Sam Houston State	12	0	2001
76	Tom Domres	DT	6-3	260	Wisconsin	16	8	1971-72
54	Mitch Donahue	LB	6-2	254	Wyoming	16	0	1993-94
33	Tony Dorsett	RB	5-11	192	Pittsburgh	16	13	1988-89
45	Gary Downs	RB	6-0	212	North Carolina State	2	0	1995
14	Richard A. (Skip) Doyle	HB	6-0	193	Ohio State	6	N/A	1960
99	Shane Dronett	DE	6-6	288	Texas	61	35	1992-95
76	Tom Drougas	T	6-4	257	Oregon	3	0	1974
34	Reuben Droughns	RB	5-11	207	Oregon	47	18	2002-04
97	Darren Drozdov	DT	6-3	281	Maryland	6	2	1993-94
32	Joe Dudek†	RB	6-0	200	Plymouth State	2	2	1987
84	Wesley Duke	TE	6-5	225	Mercer	3	0	2005
92	Elvis Dumervil	DE	5-11	260	Louisville	45	31	2006-08
4	Rick Duncan	K	6-0	208	Eastern Montana	2	0	1967
21	Myron Dupree	CB	5-11	180	North Carolina Central	16	0	1983
55	Pete Duranko	DE	6-2	250	Notre Dame	98	76	1967-74

E

24	Booker Edgerison	CB	5-10	183	Western Illinois	6	0	1970
85	Ron Egloff	TE	6-5	230	Wisconsin	93	25	1977-83
91	Ebenezer Ekuban	DE	6-4	275	North Carolina	46	29	2005-08
1	Jason Elam	K	5-11	195	Hawaii	236	0	1993-2007
62	Jim Eifrid	LB	N/A	N/A	Colorado State	0	0	1961
94	Luther Elliss	DT	6-5	318	Utah	8	0	2004
7	John Elway	QB	6-3	215	Stanford	234	231	1983-98
89	John Embree	WR	6-4	194	Compton J.C.	20	6	1969-70
60	John Engelberger	DE	6-4	260	Virginia Tech	61	22	2005-08
14	George Hunter Enis	QB	6-2	195	Texas Christian	4	N/A	1962
88	Pat Epperson	E	6-3	225	Adams State	9	N/A	1960
53	Tom Erlandson	LB	6-3	235	Washington State	34	N/A	1962-65
16	Mike Ernst	QB	6-1	190	Cal State-Fullerton	1	0	1972
3	Paul Ernster	P/K	6-0	217	Northern Arizona	18	0	2005-07
46	Terry Erwin	HB	6-0	190	Boston College	9	2	1968
67	Greg Eslinger	C	6-3	290	Minnesota	0	0	2006-07
40	Jay Dale Evans	HB	6-3	210	Kansas State	5	N/A	1961
88	Jerry Evans	TE	6-4	250	Toledo	44	15	1993-95
56	Larry Evans	LB	6-2	216	Mississippi College	101	41	1976-82
35	Blake Ezor	RB	5-9	181	Michigan State	9	0	1990

F

86	Stan Fanning	DE	6-7	270	Idaho	7	N/A	1964
44	Miller Farr	DB	6-1	190	Wichita State	7	N/A	1965
63	Sean Farrell	G	6-3	260	Penn State	10	4	1990-91
68	Mario Fatafehi	DT	6-2	300	Kansas State	32	25	2003-04
25	Nick Ferguson	S	5-11	201	Georgia Tech	69	44	2003-07
85	Chafie Fields	WR	6-1	200	Penn State	0	0	2000
37	Steve Fitzhugh†	DB	5-11	188	Miami (Ohio)	3	1	1987
20	Billy Ray Fletcher	E	5-10	190	Memphis State	1	N/A	1966
73	Simon Fletcher	LB/DE	6-5	240	Houston	172	143	1985-95
61	Eric Floyd	OL	6-5	310	Auburn	1	0	1995
43	Steve Foley	DB	6-2	190	Tulane	150	135	1976-86
32	Garrett Ford	FB	6-2	230	West Virginia	14	3	1968
57	Fred Forsberg	LB	6-1	235	Washington	53	40	1968-73
72	George Foster	T	6-5	338	Georgia	49	45	2003-06
39	Vernon Fox	S	5-10	203	Fresno State	10	3	2008
22	Domonique Foxworth	CB	5-11	180	Maryland	46	18	2005-07
84	Jason Franci	E	6-1	210	Cal-Santa Barbara	10	N/A	1966
31	Mike Franckowiak	RB	6-3	220	Central Michigan	28	1	1975-76
51/55	Jim Fraser	LB/P	6-3	236	Wisconsin	42	N/A	1962-64
42	Al Frazier	HB	5-11	180	Florida A&M	31	N/A	1961-63
62	Mike Freeman	G	6-3	256	Arizona	26	9	1984-87
68	Russell Freeman	T	6-7	290	Georgia Tech	43	37	1992-94
12	Gus Frerotte	QB	6-3	230	Tulsa	14	7	2000-01
64	Lennie Friedman	G	6-3	285	Duke	33	22	1999-2002
24	Randy Fuller	CB	5-10	180	Tennessee State	10	1	1994
2	Will Furrer	QB	6-3	211	Virginia Tech	0	0	1994

G

No.	Name	Pos.	Hgt.	Wgt.	College	GP	GS	Years
64	George Gaiser	T	6-4	255	Southern Methodist	10	7	1968
28	Bob Gaiters	HB	5-11	210	New Mexico State	6	N/A	1963
99	David Galloway	DE	6-3	277	Florida	10	0	1990
82	David Gamble	WR	6-1	190	New Hampshire	2	0	1997
77	Dylan Gandy	G	6-3	290	Texas Tech	0	0	2008
99	Daryl Gardener	DT	6-6	295	Baylor	5	2	2003
52	Dave Garnett	LB	6-2	216	Stanford	3	0	1995
66	Scott Garnett	NT	6-2	271	Washington	16	1	1984
23	Drake Garrett	DB	5-9	183	Michigan State	15	13	1968-70
22	Olandis Gary	RB	5-11	218	Georgia	35	15	1999-2002
61	Charles E. Gavin	DE	6-1	250	Tennessee State	47	N/A	1960-63
92	Ron Geater	NT	6-6	272	Iowa	3	0	1992
79	Jumpy Geathers	DT	6-7	283	Wichita State	16	0	1996-97
57	Bob Geddes	LB	6-2	240	UCLA	14	3	1972
40	Jack Gehrke	WR	6-0	178	Utah	14	10	1971
6	Ralph Giacommaro†	P	6-1	190	Penn State	3	0	1987
90	Freddie Gilbert	DE	6-4	275	Georgia	35	8	1986-88
2/30	Cookie Gilchrist	FB	6-3	251	No college	15	N/A	1965, '1967
17	Scotty Glacken	QB	6-0	190	Duke	10	N/A	1966-67
49	Glenn Glass	DB	6-1	205	Tennessee	6	N/A	1966
62	Tom Glassic	G	6-3	254	Virginia	105	93	1976-83
67	George Goeddeke	G	6-3	253	Notre Dame	66	*55	1967-72
52	Ian Gold	LB	6-0	223	Michigan	99	67	2000-03, 05-07
45/23	Austin (Goose) Gonsoulin	DB	6-3	210	Baylor	94	N/A	1960-66
79	John Gonzaga	G	6-3	247	No college	11	N/A	1966
62	Brian Goodman	G	6-2	250	UCLA	0	0	1975
64	Harvey Goodman	G	6-4	260	Colorado	14	0	1976
63	Amon Gordon	DT	6-2	305	Stanford	4	4	2007
28	Cornell Gordon	CB	6-0	187	North Carolina A&T	29	14	1970-72
21/23	Darrien Gordon	CB	5-11	184	Stanford	32	32	1997-98
83	Sam Graddy	WR	5-10	165	Tennessee	8	0	1987-88
52/53	Randy Gradishar	LB	6-3	233	Ohio State	145	134	1974-83
89	Daniel Graham	TE	6-3	257	Colorado	31	31	2007-08
58	Tom Graham	LB	6-2	235	Oregon	33	23	1972-74
35	John Granby	S	6-1	200	Virginia Tech	4	0	1992
63	John Grant	DT/DE	6-3	241	Southern California	99	42	1973-79
95	Paul Grasmanis	DT	6-2	298	Notre Dame	5	0	1999
72	Marsharne Graves	T	6-3	268	Arizona	1	0	1984
74	Cornell Green	T	6-6	315	Central Florida	14	0	2004-05
28	Gaston Green	RB	5-10	189	UCLA	27	25	1991-92
53/52	Louis Green	LB	6-3	237	Alcorn State	64	0	2004-08
87	Paul Green	TE	6-3	236	Southern California	0	0	1989
85	Willie Green	WR	6-4	195	Mississippi	32	2	1997-98
20	Charles Greer	DE	6-0	205	Colorado	88	85	1968-74
85	James D. Greer	E	6-3	215	Elizabeth City State	14	N/A	1960
14	Brian Griesse	QB	6-3	215	Michigan	53	51	1998-2002
46	John Griffin	HB	6-1	190	Memphis State	26	N/A	1964-66
22/21	Quentin Griffin	RB	5-7	195	Oklahoma	16	5	2003-05
29	Howard Griffith	FB	6-0	240	Illinois	59	56	1997-2001
89	Bill Groman	HB/E	6-0	194	Heidelberg	14	N/A	1963
77	Dick Guesman	T/K	6-4	255	West Virginia	14	N/A	1964
37	Kevin Guidry	CB	6-0	176	Louisiana State	14	0	1988
53	Donald Gulseth	LB	6-1	240	North Dakota	5	N/A	1966
63	Melwood N. (Buzz) Guy	G	6-3	248	Duke	9	N/A	1961-62

H

75	Brian Habib	G	6-7	293	Washington	78	78	1993-97
48	Dale Hackbart	S	6-3	210	Wisconsin	3	2	1973
85	Joey Hackett	TE	6-5	267	Elon College	16	3	1986
4	Darrell Hackney	QB	6-0	248	Alabama-Birmingham	0	0	2007-08
84	Mike Haffner	E	6-2	200	UCLA	34	16	1968-70
54	Britt Hager	LB	6-1	225	Texas	18	5	1995-96
57	Mario Haggan	LB	6-3	252	Mississippi State	8	0	2008
22	Steve Haggerty	DB	5-10	175	Colorado	1	0	1975
26	Chris Hale	DB	5-7	164	Southern California	0	0	1993
93	Ronnie Haliburton	LB	6-4	230	Louisiana State	13	0	1990-91
23	Andre Hall	RB	5-10	212	South Florida	18	1	2007-08
40	Darryl Hall	S	6-2	210	Washington	32	5	1993-94
50	Ben Hamilton	G/C	6-4	290	Minnesota	96	96	2001-08
69	Darrell Hamilton	T	6-5	298	North Carolina	21	10	1989-91
72	Wayne Hammond	DT	6-5	257	Montana State	5	0	1976
86	Patrick Hape	TE/FB	6-4	262	Alabama	63	13	2001-04
23	Billy Hardee	DB	6-0	184	Virginia Tech	2	0	1976
31	Mike Harden	CB/S	6-1	192	Michigan	128	98	1980-88
78	Archie Harris†	OL	6-6	270	William & Mary	3	0	1987
31	Quentin Harris	S	6-1	213	Syracuse	6	0	2006
34	Raymont Harris	RB	6-0	226	Ohio State	3	0	2000
74	Ryan Harris	T	6-5	300	Notre Dame	27	16	2007-08

BRONCOS ALL-TIME ROSTER, CONT.

No.	Name	Pos.	Hgt.	Wgt.	College	GP	GS	Years
68	Steven Harris	DT	6-5	305	Florida	4	0	2007
47	Tony Harris	WR	6-2	190	Toledo	0	0	1972
82	Dwight Harrison	WR	6-1	187	Texas A&I	12	6	1971-72
27	Maurice Harvey	DB	5-10	190	Ball State	31	3	1978-80
52	Richard Harvey	LB	6-1	235	Tulane	16	1	1994
96	Haraid Hasselbach	DE	6-6	285	Washington	112	29	1994-2000
67	Johnny Ray Hatley	T	6-3	249	Sul Ross State	14	N/A	1960
37	Tim Hauck	S	5-10	187	Montana	32	0	1995-96
71	Arthur A. Hauser	T	6-0	237	Xavier	14	N/A	1961
29/33	Wendell Hayes	HB	6-1	220	Humboldt State	39	N/A	1965-67
82	Herb Haygood	WR	5-11	193	Michigan State	4	0	2002
28	Abner Haynes	HB	6-0	190	North Texas State	28	N/A	1965-66
37	Alex Haynes	RB	5-10	230	Central Florida	0	0	2008
36	Mark Haynes	CB	5-11	194	Colorado	52	27	1986-89
98	Reggie Hayward	DE	6-5	270	Iowa State	47	19	2001-04
23	Alfred Hayward	RB	5-11	215	Bethune-Cookman	2	0	1975
20	Garrison Hearst	RB	5-11	215	Georgia	7	0	2004
22	Vaughn Hebron	RB	5-8	195	Virginia Tech	47	1	1996-98
24	Wymon Henderson	CB	5-10	190	Nevada-Las Vegas	62	56	1989-92
86	Jerry Hendren	WR	6-2	187	Idaho	10	0	1970
68	Brad Henke	DE/NT	6-3	275	Arizona	2	0	1989
20	Travis Henry	RB	5-9	230	Tennessee	12	7	2007
89	Gary Henson	E	6-3	200	Colorado	1	N/A	1964
43	Lonnie Hepburn	CB	5-11	180	Texas Southern	14	4	1974
31	Kelly Herndon	CB	5-10	180	Toledo	45	27	2002-04
79	Steve Herndon	G	6-4	292	Georgia	22	12	2001-03
16	George W. Herring	QB/P	6-2	200	Southern Mississippi	28	N/A	1960-61
10	Mark Herrmann	QB	6-4	200	Purdue	2	1	1981-82
50	Jon Hesse	LB	6-3	258	Nebraska	0	0	1997
31	Bo Hickey	FB	5-11	230	Maryland	12	N/A	1967
28	Clifford Hicks	CB	5-9	190	Oregon	6	0	1995
56/65	Walter Highsmith	C	6-3	247	Florida A&M	23	1	1968-69
84	Jack Hill	HB	6-1	185	Utah State	14	N/A	1961
21	Randy Hilliard	CB	5-11	165	Northwestern (La.) State	54	7	1994-97
22	Peyton Hillis	FB	6-2	250	Arkansas	12	6	2008
12	Domenik Hixon	WR	6-2	185	Akron	4	0	2006-07
23	George Hoey	DB	5-10	174	Michigan	1	0	1975
87	John Hoffman	DE	6-7	260	Hawaii	2	1	1972
64	John Hohman	G	6-1	245	Wisconsin	24	N/A	1965-66
90	Darius Holland	DT	6-5	330	Colorado	18	14	2003-04
70	Montrae Holland	G	6-2	322	Florida State	16	16	2007
73	Shawn Hollingsworth	T	6-2	260	Angelo State	5	0	1983
34	Gus Hollomon	DB	6-3	195	Houston	27	9	1968-69
90	Ron Holmes	DE	6-4	261	Washington	52	32	1989-92
73/74	Gordon (Gordy) Holz	DT	6-4	260	Minnesota	56	N/A	1960-63
74/78	Winford Hood	G/T	6-3	262	Georgia	47	9	1984-88
50	Jerry Hopkins	LB	6-2	235	Texas A&M	49	N/A	1963-66
2	Mike Horan	P	5-11	192	Long Beach State	86	0	1986-92
13	Don Horn	QB	6-2	195	San Diego State	11	9	1971-72
60	Paul Howard	G	6-3	260	Brigham Young	187	147	1973-75, '77-86
3	Bobby Howfield	K	5-9	180	No college	40	0	1968-70
57	John Huard	LB	6-0	228	Maine	42	*28	1967-69
53	Robert Hudson	LB	6-4	225	Clemson	16	N/A	1960-61
14/16	John Hufnagel	QB	6-1	194	Penn State	9	1	1973-75
20	Delvin Hughley	CB	5-10	202	Jacksonville State	0	0	2001
26	Bobby Humphrey	RB	6-1	201	Alabama	35	26	1989-91
2	Bob Humphreys	K	6-1	240	Wichita State	10	0	1967-68
79	Stefan Humphries	G	6-3	265	Michigan	8	8	1987-88
98	Ricky Hunley	LB	6-2	242	Arizona	52	29	1984-87
25	Daniel Hunter	CB	5-11	178	Henderson State	26	0	1985-86
8	Todd Husak	QB	6-3	216	Stanford	0	0	2001
65/67	Glenn Hyde	G/T	6-3	253	Pittsburgh	99	11	1976-81, '84-85
73	Martin Imhof	DE	6-6	255	San Diego State	1	0	1976
62	Jerry Inman	DT	6-2	256	Oregon	82	*19	1966-73
29	Bernard Jackson	DB	6-0	178	Washington State	46	43	1977-80
16	Chad Jackson	WR	6-1	215	Florida	4	0	2008
82	Darrell Jackson	WR	5-11	210	Florida	12	2	2008
17	Jarious Jackson	QB	6-0	228	Notre Dame	5	1	2000-03
68	Larron Jackson	G	6-3	270	Missouri	54	46	1971-74
78	Larry Jackson	DE	6-3	262	Texas A&M	0	0	1995
80	Mark Jackson	WR	5-9	180	Purdue	100	68	1986-92
14/89/81	Nate Jackson	TE	6-3	235	Menlo College	41	4	2003-08
87	Richard Jackson	DE	6-3	255	Southern	67	*52	1967-72
25/28	Roger Jackson	DB	6-0	186	Bethune-Cookman	53	6	1982-85, '87

No.	Name	Pos.	Hgt.	Wgt.	College	GP	GS	Years
57	Tom Jackson	LB	5-11	220	Louisville	191	177	1973-86
52	Frank Jackunas	C	6-3	225	Detroit Mercy	0	0	1963
50	Ray Jacobs	LB	6-2	244	North Carolina	31	0	1994-95
83	Ray Jacobs	DT	6-3	285	Howard Payne	46	N/A	1963-66
19	Taylor Jacobs	WR	6-1	210	Florida	6	0	2007
20	Tory James	CB	6-1	195	Louisiana State	48	6	1996-99
70	Charlie Janerette	DT	6-3	265	Penn State	28	N/A	1964-65
26	Tom Janik	DB/P	6-3	190	Texas A&I	23	N/A	1963-64
43	Pete Jaquess	DB	6-0	185	Eastern New Mexico	36	*13	1967-70
81/82	Patrick Jeffers	WR	6-3	218	Virginia	14	0	1996-97
32	Billy Jenkins	S	5-10	205	Howard	22	16	2000-01
30	Jim Jensen	RB	6-3	230	Iowa	41	20	1977-80
81	William Jessup	E	6-1	195	Southern California	9	N/A	1960
51	Eugene Jeter	LB	6-3	235	Arkansas AM&N	30	N/A	1965-67
3	William (Billy) Joe	FB	6-2	235	Villanova	28	N/A	1963-64
86	Barry Johnson	WR	6-2	197	Maryland	4	0	1991
86	Butch Johnson	WR	6-1	187	Cal-Riverside	32	17	1984-85
12	Charley Johnson	QB	6-1	200	New Mexico State	54	41	1972-75
66	Chuck Johnson	T	6-5	275	Texas	16	0	1992-93
25	Darrius Johnson	CB/S	5-9	185	Oklahoma	61	4	1996-99
21	Earl Johnson†	DB	6-0	195	South Carolina	3	3	1987
61	Ellis Johnson	DT	6-2	288	Florida	13	0	2004
87	Jason Johnson	WR	5-10	178	Illinois State	8	0	1988
90	Jerry Johnson	DT	6-0	290	Florida State	9	0	2000-01
39	Kyle Johnson	FB	6-0	242	Syracuse	45	24	2002, '04-07
99	Raylee Johnson	DE	6-3	272	Arkansas	14	1	2004
89	Reggie Johnson	TE	6-2	256	Florida State	44	22	1991-93
82	Vance Johnson	WR	5-11	185	Arizona	128	80	1985-93, '95
95	Tim Joiner†	LB	6-4	235	Louisiana State	3	3	1987
26	Calvin Jones	CB	5-7	170	Washington	46	44	1973-76
53	Danté Jones	LB	6-1	235	Oklahoma	5	5	1995
20	Daryll Jones†	DB	6-0	190	Georgia	1	1	1987
69	David Jones†	OL	6-3	262	Texas	3	1	1987
72	Ernest Jones	DE	6-2	263	Oregon	8	0	1996-98
35	Henry Jones	RB	5-2	235	Grambling	2	0	1969
43	Herana-Daze Jones	S	5-11	205	Indiana	2	0	2008
93	James Jones	DT	6-2	290	Northern Iowa	16	16	1995
80	Jim Jones	WR	6-3	195	Wisconsin	13	0	1968
60	K.C. Jones	C	6-1	275	Miami (Fla.)	16	0	1997-2000
32	Leonard Jones†	DB	6-2	185	Texas State	2	0	1987
31	Rondell Jones	S	6-2	210	North Carolina	62	3	1993-96
77	Rulon Jones	DE	6-6	260	Utah State	129	100	1980-88
75	Tony Jones	T	6-5	290	Western Carolina	60	60	1997-2000
31	Victor Jones	RB	5-8	212	Louisiana State	16	1	1992
54/85	Larry Jordan	E/LB	6-6	230	Youngstown State	10	N/A	1962, '64
83	Donald G. Joyce	E	6-3	253	Tulane	6	N/A	1962
99	Seth Joyner	LB	6-2	245	Texas-El Paso	16	1	1998
66	Jim Juriga	T/G	6-6	269	Illinois	32	31	1986-90
K								
55	John Kacherski	LB	6-2	240	Ohio State	7	0	1992
59	Larry Kaminski	C	6-2	245	Purdue	96	*54	1966-73
72	Bob Kampa	DT	6-4	252	California	4	1	1974
13	Danny Kanell	QB	6-3	218	Florida State	5	2	2003-04
12	Ken Karcher	QB	6-3	205	Tulane	4	3	1987-88
3	Rich Karlis	K	6-0	180	Cincinnati	101	0	1982-88
72	Keith Kartz	C/T	6-4	270	California	100	89	1987-94
82	Kevin Kasper	WR	6-0	193	Iowa	14	4	2001-02
88	Clarence Kay	TE	6-2	237	Georgia	135	126	1984-92
61	Bill Keating	DT	6-2	242	Michigan	20	N/A	1986-67
32	Mike Kellogg	FB	6-0	230	Santa Clara	10	N/A	1966-67
86/87	Pat Kelly	TE	6-6	252	Syracuse	32	1	1988-89
28	Kenoy Kennedy	S	6-1	215	Arkansas	73	59	2000-04
85	Eddie Kennison	WR	6-0	195	Louisiana State	8	6	2001
68	Crawford Ker	G	6-3	288	Florida	12	10	1991
1	Brett Kern	P	6-3	205	Toledo	16	0	2008
32	Jon Keyworth	RB	6-3	230	Colorado	95	69	1974-80
33	Jim Kiick	RB	5-11	214	Wyoming	17	0	1976-77
80/82	Tony Kimbrough	WR	6-2	192	Jackson State	27	0	1993-94
81	Todd Kinchen	WR	5-11	187	Louisiana State	7	0	1996
70	Donald W. King	E	6-3	260	Kentucky	14	N/A	1960
84	Vince Kinney	WR	6-2	190	Maryland	23	0	1978-79
87	David Kircus	WR	6-2	192	Grand Valley State	16	0	2006
97	Bruce Klostermann	LB	6-4	230	South Dakota State	37	5	1986-89
16	Jeff Knappe	QB	6-2	200	Northern Colorado	2	0	1980
99	Shawn Knight	NT	6-6	290	Brigham Young	14	0	1988
4	Micah Knorr	P/K	6-2	199	Utah State	36	0	2002-04
56	Mike Knox†	LB	6-2	240	Nebraska	3	0	1987
73	Robert E. Konovsky	E	6-2	246	Wisconsin	13	N/A	1961
53	Niko Koutouvides	LB	6-2	238	Purdue	14	0	2008
71	Greg Kragen	NT	6-3	263	Utah State	136	116	1985-93

BRONCOS ALL-TIME ROSTER, CONT.

No.	Name	Pos.	Hgt.	Wgt.	College	GP	GS	Years
86	Jim Krieg	WR	5-9	172	Washington	6	0	1972
12	Gary Kroner	K	6-1	200	Wisconsin	31	N/A	1965-67
52	Ray Kubala	C	6-5	265	Texas A&M	41	N/A	1964-67
8	Gary Kubiak	QB	6-0	192	Texas A&M	119	5	1983-91
52	Frank W. Kuchta	C	6-2	225	Notre Dame	12	N/A	1960
73	Chris Kuper	G	6-4	302	North Dakota	33	27	2006-08
22	Aaron Kyle	DB	5-11	185	Wyoming	35	34	1980-82
L								
40	Ron Lamb	FB	6-2	225	South Carolina	3	3	1968
51/76	Gordon Lambert	LB	6-5	245	Tennessee-Martin	14	0	1968-69
50	Pat Lamberti Jr.	LB	6-2	225	Richmond	7	N/A	1961
33	Gene Lang	RB	5-10	196	Louisiana State	55	10	1984-87
76	Kenard Lang	DE	6-3	264	Miami (Fla.)	16	16	2006
21	Le-Lo Lang	CB	5-11	185	Washington	54	1	1990-93
67/76	Ken Lanier	T	6-3	281	Florida State	177	165	1981-92, '94
80	Dan LaRose	DE	6-5	250	Missouri	11	N/A	1966
77	Carl James Larpenter	G	6-4	235	Texas	28	N/A	1960-61
46	Spencer Larsen	FB/LB	6-2	240	Arizona	14	3	2008
87	Bill Larson	TE	6-4	225	Colorado State	2	0	1980
45	Bill Laskey	LB	6-3	235	Michigan	25	21	1973-74
73	Isaac T. Lassiter	E	6-5	270	St. Augustine	23	N/A	1962-64
75	Kit Lathrop	DE	6-5	255	Arizona State	9	0	1979
72	Don Latimer	DT	6-3	259	Miami (Fla.)	80	8	1978-83
48/83	Mike Leach	TE/LS	6-2	240	William & Mary	104	0	2002-08
10	Jim LeClair	QB	6-1	200	C.W. Post	8	*2	1967-68
53	Roger LeClerc	C	6-3	235	Trinity (Conn.)	8	N/A	1967
15	Jacky Lee	QB	6-1	189	Cincinnati	18	N/A	1964-65
68	Larry Lee	C/G	6-2	265	UCLA	13	5	1987-88
81	Max Leetow	DE	6-4	240	Idaho	28	N/A	1965-66
85	Ashley Lelie	WR	6-3	200	Hawaii	64	40	2002-05
54	Mike Lemon	LB	6-2	218	Kansas	1	0	1975
28	Jack Lentz	S	6-0	190	Holy Cross	26	*7	1967-68
78	Matt Lepsis	T	6-4	290	Colorado	150	133	1997-2007
26	Darrell Lester	FB	6-2	228	McNeese State	23	N/A	1965-66
94	Leon Lett	DE	6-6	290	Emporia State	12	0	2001
54	D.D. Lewis	LB	6-1	241	Texas	5	0	2007
20/41	Greg Lewis	RB	5-10	214	Washington	32	5	1991-92
24	Hal Lewis	DB	6-0	185	Arizona State	1	0	1968
48	Herman Lewis	E	6-2	188	Virginia Union	0	0	1968
8	Jeff Lewis	QB	6-2	211	Northern Arizona	5	0	1996-98
67	Kory Lichtensteiger	C	6-3	295	Bowling Green State	16	0	2008
22	Tony Lilly	S	6-0	199	Florida	58	15	1984-87
33	Hub Lindsey	HB	5-11	196	Wyoming	3	0	1968
2	Steve Lindsey	K	6-1	185	Mississippi	6	0	2000
14	Pete Liske	QB	6-3	200	Penn State	18	11	1969-70
44	Floyd Little	HB	5-10	196	Syracuse	117	*93	1967-75
74	Bill Lobenstein†	DL	6-3	261	Wisconsin-Whitewater	3	0	1987
89	Kerry Locklin†	TE	6-3	230	New Mexico State	3	0	1987
97	Mike Lodish	DT	6-3	275	UCLA	92	19	1995-2000
89	Dave Logan	WR	6-4	219	Colorado	4	0	1984
31	Derek Loville	RB	5-10	203	Oregon	42	0	1997-99
37	Calvin Lowry	S	5-11	200	Penn State	11	3	2008
58/59	Tim Lucas	LB	6-3	230	California	75	11	1987-93
21	Tommy Luke	LB	6-0	190	Mississippi	7	1	1968
10	Triandos Luke	WR	5-10	189	Alabama	10	0	2004
22	Fran Lynch	HB	6-1	205	Hofstra	99	*14	1967-76
47	John Lynch	S	6-2	220	Stanford	60	59	2004-07
37	Anthony Lynn	RB	6-3	230	Texas Tech	61	0	1993, '97-99
61	Tom Lyons	G	6-2	230	Georgia	73	62	1971-76
41	Rob Lytle	TE/RB	5-11	195	Michigan	87	23	1977-83
M								
52	Dan MacDonald†	LB	6-2	230	Idaho State	3	0	1987
8	Tommy Maddox	QB	6-4	205	UCLA	29	4	1992-93
82	Adrian Madise	WR	5-11	215	Texas Christian	11	0	2003-04
78	Don Maggs	G/T	6-5	290	Tulane	16	3	1993-94
98	Josh Mallard	DL	6-2	259	Georgia	8	0	2007
33	Ernest G. (Pete) Mangum	LB	6-0	219	Mississippi	14	N/A	1960
83	Wade Manning	WR	5-11	190	Ohio State	25	0	1981-82
66/69	Brison Manor	DE	6-4	247	Arkansas	107	34	1977-84
33	Marquand Manuel	S	6-0	213	Florida	16	14	2008
50	Bobby Maples	C	6-3	250	Baylor	98	61	1972-78
86	Arthur Marshall	WR	5-11	175	Georgia	32	10	1992-93
15	Brandon Marshall	WR	6-4	230	Central Florida	46	32	2006-08
43	Charles E. Marshall	HB	6-0	180	Oregon State	5	N/A	1962
29	Warren Marshall	RB	6-0	218	James Madison	1	0	1987
47	Paul Martha	S	6-0	187	Pittsburgh	13	12	1970

No.	Name	Pos.	Hgt.	Wgt.	College	GP	GS	Years
17	Glenn Martinez	WR	6-1	183	Saginaw Valley State	14	1	2007-08
83/85	Rick Massie	WR	6-1	190	Kentucky	13	4	1987-88
81	Billy Masters	TE	6-5	240	Louisiana State	66	29	1970-74
73	Pat Matsos	G	6-1	245	Oregon	28	N/A	1966-67
55	Archie Matsos	LB	6-0	217	Michigan State	9	N/A	1966
76/77	Jack Mattox	T	6-4	240	Fresno State	8	N/A	1961-62
55	Marv Matuszak	LB	6-3	232	Tulsa	14	N/A	1964
8	Matt Mauck	QB	6-1	213	Louisiana State	0	0	2004
74	Andy Maurer	T	6-3	265	Oregon	13	13	1977
14	Dean May†	QB	6-5	220	Louisville	3	0	1987
56	Ray May	LB	6-1	230	Southern California	33	30	1973-75
87	Ed McCaffrey	WR	6-5	215	Stanford	120	104	1995-2003
40	Brendan McCarthy	FB	6-3	220	Boston College	8	5	1968-69
10/11	John McCormick	QB	6-1	208	Massachusetts	38	N/A	1963-66, '68
20	Marlon McCree	S	5-11	204	Kentucky	8	7	2008
96	Jake McCullough	DE	6-5	270	Clemson	16	0	1989-90
37	Robert V. McCullough	G	6-2	245	Colorado	56	N/A	1962-65
33	Lawrence McCutcheon	RB	6-1	205	Colorado State	6	0	1980
54	Ed (Wahoo) McDaniel	LB	6-1	235	Oklahoma	42	N/A	1961-63
82	Orlando McDaniel	WR	6-0	180	Louisiana State	3	0	1982
68	Reggie McElroy	G/T	6-6	290	West Texas State	23	0	1995-96
64	Lewis P. (Bud) McFadin	DT	6-3	260	Texas	56	N/A	1960-63
47	John McGeever	DB	6-1	195	Auburn	55	N/A	1962-65
85	Phil McGeoghan	WR	6-2	224	Maine	2	0	2001
91	Chester McGlockton	DT	6-4	334	Clemson	32	31	2001-02
89	Keli McGregor	TE	6-6	250	Colorado State	2	0	1985
83	Travis McGriff	WR	5-8	185	Florida	34	0	1999-2001
16	Monte McGuire†	QB	6-4	202	Texas Tech	2	0	1987
99	Alvin McKinley	DT	6-3	294	Mississippi State	15	10	2007
58	Bill McKoy	LB	6-3	235	Purdue	30	9	1970-72
26	Tim McKyer	CB	6-0	178	Texas-Arlington	16	1	1997
68	Ron McLean†	DL	6-3	270	Cal State Fullerton	3	0	1987
45	James R. McMillin	DB	6-0	190	Colorado State	47	N/A	1960-62, '64-65
41	Robert McNamara	HB	6-0	190	Minnesota	14	N/A	1960-61
47	Ryan McNeil	CB	6-2	210	Miami (Fla.)	4	0	2003
75	Adam Meadows	T	6-5	290	Georgia	3	3	2006
77/97	Karl Mecklenburg	LB/DE	6-3	240	Minnesota	180	141	1983-94
61	Bob Meeks	C	6-2	279	Auburn	8	0	1992-94
64	Jon Melander	G	6-7	280	Minnesota	29	22	1993-94
63	Richard Mercier	G	6-3	299	Miami (Fla.)	0	0	2000
59	Mark Merrill	LB	6-4	237	Minnesota	17	0	1981-82
46/87	Bobby Micho	RB/TE	6-3	236	Texas	20	3	1986-87
23	Willie Middlebrooks	CB	6-1	200	Minnesota	51	2	2001-04
22	Glyn Milburn	RB	5-8	177	Stanford	48	6	1993-95
17	Hugh Millen	QB	6-5	216	Washington	8	2	1994-95
83	Anthony Miller	WR	5-11	190	Tennessee	46	45	1994-96
82	Billy Miller	WR	6-3	230	Southern California	22	0	1999-2000
12	Chris Miller	QB	6-2	204	Oregon	3	3	1999
52	Jeff Mills	LB	6-3	244	Nebraska	41	3	1990-93
21	Eugene Mingo	HB/K	6-2	216	No college	59	N/A	1960-64
71	Claudie Minor	T	6-4	280	San Diego State	125	123	1974-82
20	Tommy Earl Minter	HB	5-10	178	Baylor	7	N/A	1962
67	Dean Miraldi	T	6-5	266	Utah	10	0	1985
75	Rex Mirich	DE	6-4	250	Northern Arizona	34	*12	1967-69
49	Alvin Mitchell	S/WR	6-3	195	Morgan State	2	0	1970
27	Charlie Mitchell	HB	5-11	185	Washington	56	N/A	1963-67
41	Leroy Mitchell	CB	6-1	190	Texas Southern	40	40	1971-73
51	John Mobley	LB	6-1	236	Kutztown	105	102	1996-2003
89	Orson Mobley	TE	6-5	256	Salem College (W.V.)	62	33	1986-90
22	Alton Montgomery	S/CB	6-0	200	Houston	43	5	1990-92
78	Marv Montgomery	T	6-6	255	Southern California	57	25	1971-76
21	Randy Montgomery	CB	5-11	182	Weber State	26	10	1971-73
81/83	Scottie Montgomery	WR	6-1	195	Duke	4	0	2000-02
52	Mike Montler	C	6-5	254	Colorado	14	14	1977
48	Alex Moore	HB	6-0	195	Norfolk State	3	0	1968
87	Bob Moore	TE	6-3	220	Stanford	8	2	1978
23	Jason Moore	S	5-10	191	San Diego State	6	0	1999
78	Leroy Moore	DE	6-2	240	Fort Valley State	26	N/A	1964-65
69	Mookie Moore	G	6-2	318	Troy State	0	0	2001-02
76	Randy Moore	DT	6-2	241	Arizona State	8	0	1976
12	Shawn Moore	QB	6-2	213	Virginia	3	0	1991-93
86	Emery Moorehead	WR/RB	6-2	218	Colorado	16	0	1980
11	Quincy Morgan	WR	6-1	215	Kansas State	7	0	2006
7	Craig Morton	QB	6-4	214	California	72	64	1977-82
25	Haven Moses	WR	6-2	208	San Diego State	140	127	1972-81
85	John Mosier	TE	6-3	220	Kansas	11	1	1971
94	Jarvis Moss	DE	6-6	265	Florida	18	1	2007-08
86	Bobby Moten	TE	6-4	212	Bishop College	3	0	1968
51	Marc Munford	LB	6-2	231	Nebraska	48	16	1987-90
57	Mark Murray	LB	6-2	240	Florida	6	0	1991
72	Pat Murray	G	6-3	310	Truman State	0	0	2008

BRONCOS ALL-TIME ROSTER, CONT.

No.	Name	Pos.	Hgt.	Wgt.	College	GP	GS	Years
14	Bill Musgrave	QB	6-3	215	Oregon	9	1	1995-96
85/71	Chad Mustard	TE/T	6-6	277	North Dakota	32	6	2006-08
62	Chris Myers	C/G	6-4	300	Miami (Fla.)	41	16	2005-07
96	Michael Myers	DT	6-2	300	Alabama	32	31	2005-06
29	Wilbur Myers	S	5-11	195	Delta State	16	0	1983
39	Jesse Myles	RB	5-10	210	Louisiana State	22	0	1983-84
54	Chip Myrtle	LB	6-2	225	Maryland	81	*40	1967-72
N								
58	Rob Nairne	LB	6-4	223	Oregon State	55	21	1977-80
66	Tom Nalen	C	6-3	286	Boston College	194	188	1994-2008
29	Damien Nash	RB	5-10	220	Missouri	3	0	2006
82	Marcus Nash	WR	6-3	195	Tennessee	10	1	1998-99
84	Ricky Nattiel	WR	5-9	180	Florida	70	17	1987-92
6	Joe Nedney	K	6-4	215	San Jose State	3	0	2000
62	Dan Neil	G	6-2	285	Texas	108	104	1997-2004
80	Ron Nery	E	6-6	247	Wisconsin	4	N/A	1963
76	Tom Neville	T	6-4	260	Mississippi State	16	15	1978
51	Lee (Mike) Nichols	C	6-3	225	Arkansas A&M	28	N/A	1960-61
43	John Nocera	LB	6-1	220	Iowa	9	N/A	1963
68	Tom Nomina	T	6-3	260	Miami (Ohio)	37	N/A	1963-65
38	Ben Norman	RB	6-1	212	Colorado State	3	0	1980
1/4	Chris Norman	P	6-2	198	South Carolina	38	0	1984-86
15	Philip H. Nugent	HB	6-2	195	Tulane	12	N/A	1961
O								
27	Tom Oberg	S	6-0	185	Portland State	16	13	1968-69
88	Riley Odoms	TE	6-4	230	Houston	153	134	1972-83
42	Muhammad Oliver	DB	5-11	179	Oregon	3	0	1992
58	Phil Olsen	C	6-5	265	Utah State	27	5	1975-76
76	Harold Olson	T	6-2	255	Clemson	28	N/A	1963-64
0	John Olszewski	FB	5-11	200	California	12	N/A	1962
66	Jim O'Malley	LB	6-1	229	Notre Dame	40	5	1973-75
24	Deltha O'Neal	CB	5-10	196	California	61	36	2000-03
91	Willie Oshodin	DE	6-4	265	Villanova	30	5	1993-95
P								
95	Anton Palepoi	DE	6-3	283	Nevada-Las Vegas	11	0	2004
23	Chris Pane	DB	5-11	184	Chico State	36	1	1976-79
56	Don Parish	LB	6-1	220	Stanford	1	1	1972
60	Ernie Park	G	6-3	253	McMurray College	14	N/A	1967
60	Charlie Parker	G	6-1	245	Southern Mississippi	14	N/A	1965
1	Daren Parker	P	6-0	185	South Carolina	3	0	1992
74	Scott Parrish	T	6-6	265	Utah State	0	0	1976
24	Rick Parros	RB	5-11	200	Utah State	46	32	1980-84
12	Al Pastrana	QB	6-1	190	Maryland	7	3	1969-70
28	Tito Paul	CB	6-0	195	Ohio State	16	0	1998
2	Sam Paulescu	P	6-0	189	Oregon State	1	0	2007
41	Karl Paymah	CB	6-0	195	Washington State	60	5	2005-08
88	Russell Payne†	TE	6-1	240	Appalachian State	1	0	1987
64	Erik Pears	T	6-8	305	Colorado State	32	16	2006-08
71	Jack Peavey†	OL	6-2	260	Troy State	3	1	1987
12	Craig Penrose	QB	6-3	211	San Diego State	18	4	1976-79
71	James W. Perkins	T	6-2	250	Colorado	42	N/A	1962-64
33/35	Lonnie Perrin	RB	6-1	222	Illinois	44	5	1976-78
60	Gerald Perry	G/T	6-6	300	Southern	40	29	1988-90
95	Michael Dean Perry	DT	6-1	285	Clemson	38	37	1995-97
33	Robert Perryman	FB	6-1	233	Michigan	19	8	1991-92
77	Anton Peters	T	6-4	245	Florida	10	N/A	1963
90/97	Kenny Peterson	DE	6-3	300	Ohio State	26	1	2006-08
26	Lyle Pickens†	DB	5-10	175	Colorado	1	0	1987
58	Terry Pierce	LB	6-1	251	Kansas State	18	0	2003-04
74	Evan Pilgrim	OL	6-4	304	Brigham Young	0	0	1999
38	Andrew Pinnoch	FB	5-10	250	South Carolina	0	0	2008
95	Kavika Pittman	DE	6-6	273	McNeese State	45	44	2000-02
28	Michael Pittman	RB	6-0	225	Fresno State	8	3	2008
48	John Pitts	S	6-4	218	Arizona State	22	4	1973-75
82	Dave Pivec	TE	6-3	230	Notre Dame	14	5	1969
38	Bruce Plummer	DB	6-0	197	Mississippi State	26	0	1987-88, '90
16	Jake Plummer	QB	6-2	212	Arizona State	59	54	2003-06
22	Bobby Ply	DB	6-1	190	Baylor	1	N/A	1967
21	Randy Polt	DB	6-3	190	Stanford	29	2	1975-77
76	Tyler Polumbus	T	6-8	310	Colorado	16	0	2008
47	David Pool	DB	5-9	182	Carson-Newman	0	0	1993
81	Keith Poole	WR	6-0	188	Arizona State	6	3	2001
34	Nathan Poole	RB	5-9	210	Louisville	30	13	1982-83, '85, '87
37	Tyrone Poole	CB	5-8	188	Fort Valley State	16	4	2002
75	Monsanto Pope	DT	6-3	300	Virginia	48	21	2002-05

No.	Name	Pos.	Hgt.	Wgt.	College	GP	GS	Years
31	P.J. Pope	RB	5-9	205	Bowling Green State	5	1	2008
31	Kerry Porter	RB	6-1	215	Washington State	13	3	1990
26	Clinton Portis	RB	5-11	205	Miami (Fla.)	29	25	2002-03
23	Dickie Post	RB	5-9	190	Houston	6	1	1971
31	Darryl Pounds	CB	5-10	185	Nicholls State	9	0	2000
5	Warren Powers	DE	6-6	287	Maryland	44	28	1989-91
5	Matt Prater	K	5-10	188	Central Florida	18	0	2007-08
88	Eugene Prebola	E	6-3	225	Boston University	42	N/A	1961-63
23	Steve Preece	S	6-1	195	Oregon State	13	9	1972
46	Dave Preston	HB	5-10	185	Bowling Green	76	37	1978-83
11	Luke Prestridge	P	6-4	235	Baylor	73	0	1979-83
56	James Price	LB	6-2	225	Auburn	6	N/A	1964
25	Errol Prisky	DB	5-10	184	Cincinnati	5	N/A	1967
81	Mike Pritchard	WR	5-10	188	Colorado	18	13	1994-95
93	Trevor Pryce	DE	6-5	286	Clemson	121	114	1997-2005
88/87	Jeb Putzier	TE	6-4	251	Boise State	41	10	2002-05, '08
83	John J. Pyeatt	HB	6-3	204	No college	17	N/A	1960-61
Q								
26	Frank Quayle	RB	5-10	195	Virginia	11	2	1969
R								
78	Bruce Radford	DE	6-5	257	Grambling	16	0	1979
11	Patrick Ramsey	QB	6-2	225	Tulane	3	0	2007-08
10	Steve Ramsey	QB	6-2	210	North Texas State	53	31	1971-76
99	Montae Reagor	DE	6-3	285	Texas Tech	45	1	1999-2002
76	Leo T. Reed	T	6-4	240	Colorado State	4	N/A	1961
32	Tony Reed	RB	5-11	197	Colorado	15	0	1981
43	Izell Reese	S	6-2	190	Alabama-Birmingham	15	15	2002
41	Johnathan Reese	RB	6-1	220	Columbia	0	0	2004
74	Dan Remsberg	T	6-6	275	Abilene Christian	21	1	1986-87
97	Simeon Rice	DE	6-5	268	Illinois	6	1	2007
40	Randy Rich	DB	5-10	178	New Mexico	0	0	1977
43	Bob Richardson	DB	6-1	180	UCLA	9	N/A	1966
99	David Richie	DT	6-4	280	Washington	2	0	1997
58	Frank Richter	LB	6-3	235	Georgia	34	*11	1967-69
26	Larry Riley	DB	5-10	192	Salem College (N.C.)	5	0	1977
38	Reggie Rivers	RB	6-1	215	Southwest Texas State	96	5	1991-96
59	Joe Rizzo	LB	6-1	220	U.S. Merchant Marine Academy	81	62	1974-80
48	Randy Robbins	DB	6-2	189	Arizona	116	26	1984-91
63	Dewayne Robertson	DT	6-1	308	Kentucky	15	15	2008
36	Frank Robinson	CB	5-11	175	Boise State	28	2	1992-93
94	Jeff Robinson	DE	6-4	270	Idaho	64	0	1993-96
95	Jeroy Robinson	LB	6-1	241	Texas A&M	3	0	1990
17	Matt Robinson	QB	6-2	196	Georgia	14	7	1980
77	Alden Roche	DE	6-4	255	Southern	14	0	1970
4	Ruben Rodriguez	P	6-2	210	Arizona	5	0	1992
68	William E. Roehnell	LB	6-1	227	Bradley	18	N/A	1961-62
43	Roderick Rogers	S	6-2	187	Wisconsin	5	1	2007-08
73	Stan Rogers	T	6-4	256	Maryland	14	2	1975
35	David S. Rolle	FB	6-0	215	Oklahoma	14	N/A	1960-61
53	Bill Romanowski	LB	6-4	245	Boston College	96	96	1996-2001
42	Al Romine	HB	6-2	191	Florence State	14	N/A	1960
81	Barry Rose	WR	6-0	185	Wisconsin-Stevens Point	3	0	1993
30	Oliver Ross	RB	6-0	210	Alabama A&M	25	0	1973-75
11	Tobin Rote	QB	6-2	211	Rice	3	N/A	1966
16	Tom Rouen	P	6-3	225	Colorado	152	0	1993-2002
33	Justin D. Rowland	HB	6-2	188	Texas Christian	10	N/A	1962
46	John Rowser	DB	6-1	190	Michigan	38	37	1974-76
19	Eddie Royal	WR	5-10	182	Virginia Tech	15	15	2008
11	T.J. Rubley	QB	6-3	212	Tulsa	0	0	1996
40	Martin Rudolph†	DB	5-10	183	Arizona	3	1	1987
57	Mike Ruether	C	6-4	279	Texas	17	0	1988-89
58	Steve Russ	LB	6-4	245	Air Force	24	0	1997-2000
10	Clifford Russell	WR	5-11	195	Utah	2	0	2008
39	Darryl Russell†	DB	6-0	190	Appalachian State	3	0	1987
85	Derek Russell	WR	6-0	195	Arkansas	50	36	1991-94
42	Leonard Russell	RB	6-2	235	Arizona State	14	13	1994
53	Johnny Rutledge	LB	6-3	239	Florida	6	0	2003
50	Jim Ryan	LB	6-1	225	William & Mary	150	91	1979-88
80	Tom Rychlec	E	6-3	220	American International	3	N/A	1963
S								
26	George Saimes	S	5-11	186	Michigan State	30	19	1970-72
74	Ephraim Salaam	T	6-7	295	San Diego State	30	30	2002-03
74	Harvey Salem	T	6-6	283	California	10	0	1991
84	Clint Sampson	WR	5-11	183	San Diego State	59	10	1983-86
55	Glenell Sanders	LB	6-1	228	Louisiana Tech	1	0	1994
37	Cecil Sapp	RB	5-11	229	Colorado State	49	9	2003-07
10	Todd Sauerbrun	P	5-10	215	West Virginia	30	0	2005-07
83	John Sawyer	TE	6-2	240	Southern Mississippi	17	11	1983-84
54	Ron Sbranti	LB	6-2	230	Utah State	14	N/A	1966

BRONCOS ALL-TIME ROSTER, CONT.

No.	Name	Pos.	Hgt.	Wgt.	College	GP	GS	Years
82	Bob Scarpitto	WR/P	5-11	192	Notre Dame	81	N/A	1962-67
67	Carl Schaukowitz	G	6-3	235	Penn State	11	2	1975
88	Tony Scheffer	TE	6-5	250	Western Michigan	42	19	2006-08
67	Steve Schindler	G	6-3	256	Boston College	28	4	1977-78
69	Mark Schliereth	G	6-3	282	Idaho	81	81	1995-2000
64	Mike Schnitker	G	6-3	245	Colorado	74	26	1969-74
74	Bill Schultz	T	6-5	305	Southern California	2	0	1995
84/86	John Schultz	WR	5-10	182	Maryland	32	0	1976-78
66	Carlos Scott†	C	6-2	305	Texas-El Paso	0	0	1987
45	Lew Scott	DB	5-11	170	Oregon State	13	N/A	1966
76	Kirk Scrafford	T	6-6	270	Montana	32	7	1993-94
35	James H. Sears	HB	5-11	183	Southern California	2	N/A	1960-61
21	Goldie Sellers	DB	6-2	198	Grambling	27	N/A	1966-67
45	Jeff Severson	DB	6-1	183	Long Beach State	14	3	1975
30	Steve Sewell	RB/WR	6-3	210	Oklahoma	94	15	1985-92
65	Don Shackelford	G	6-4	255	Pacific	8	N/A	1964
75	Rick Sharp	T	6-3	265	Washington	12	0	1972
81/84	Shannon Sharpe	TE	6-2	228	Savannah State	172	139	1990-99, '02-'03
17	George H. Shaw	QB	6-1	183	Oregon	13	N/A	1962
95	Josh Shaw	DT	6-3	305	Michigan State	5	0	2008
45	Richard Shelton	CB	5-10	180	Liberty	4	0	1989
86	Edell Shepherd	WR	6-1	175	San Jose State	0	0	2008
84	Rod Sherman	WR	6-0	190	Southern California	14	13	1972
88	Mike Sherrard	WR	6-1	185	UCLA	15	0	1996
75	Roger Shoals	T	6-4	260	Maryland	14	14	1971
40/28	Jeff Shoate	CB	5-10	180	San Diego State	14	0	2004-05, '07
63	Laval Short	DT	6-3	250	Colorado	15	0	1980
80	Jerry Simmons	WR	6-0	190	Bethune-Cookman	51	35	1971-74
51	Leon Simmons	LB	6-0	225	Grambling	2	N/A	1963
51	Mike Simone	LB	6-0	210	Stanford	42	3	1972-74
67	Jackie Simpson	LB	6-0	225	Mississippi	6	N/A	1961
45	John Sklopan	HB	5-10	200	Southern Mississippi	3	N/A	1963
7/14	Milton (Mickey) Slaughter	QB	6-2	204	Louisiana Tech	40	N/A	1963-66
39	Tom Smiley	RB	6-1	235	Lamar Tech	14	9	1969
56	Aaron Smith	LB	6-2	223	Utah State	10	0	1984
55	Art Smith	LB	6-1	222	Hawaii	2	0	1980
26	Ben Smith	CB	6-3	208	Georgia	14	14	1994
20	Daniel Eugene Smith	HB	5-10	180	Northeast Oklahoma	4	N/A	1961
49	Dennis Smith	S	6-3	200	Southern California	184	170	1981-94
42	Detron Smith	FB	5-10	230	Texas A&M	91	2	1996-2001
14	Don Smith	G	6-4	240	Florida A&M	2	N/A	1967
75	Ed Smith	DE	6-5	241	Colorado College	16	3	1973-75
28	Elliott Smith	CB	6-2	192	Alcorn A&M	9	0	1990
72	Harold Smith	T	6-5	250	UCLA	3	N/A	1960
N/A	Hugh B. Smith	E	6-4	217	Kansas	0	0	1962
47	James Smith	S	6-3	190	Utah State	2	1	1969
57	Matt Smith†	LB	6-2	234	West Virginia	3	0	1987
65	Monte Smith	G	6-5	270	North Dakota	14	0	1989
90	Neil Smith	DE	6-4	270	Nebraska	43	35	1997-99
26	Paul Smith	RB	5-11	242	Texas-El Paso	14	0	2007
70	Paul Smith	DT/DE	6-3	256	New Mexico	133	72	1968-78
45	Perry Smith	DB	6-1	195	Colorado State	26	5	1980-81
80	Rod Smith	WR	6-0	200	Missouri Southern	183	158	1995-2007
32	Sammie Smith	RB	6-2	226	Florida State	3	1	1992
71	Willie Smith	G	6-3	255	Michigan	14	N/A	1960
72	Isaac Snell	G	6-6	288	North Dakota State	0	0	2007
84	Matt Snorton	TE	6-5	250	Michigan State	5	N/A	1964
70	Brian Sochia	NT/DE	6-3	270	Northwestern Oklahoma St.	26	16	1991-92
39	Roland Solomon	CB	6-0	193	Utah	4	0	1981
51	Henry Sorrell	LB	6-1	215	Chattanooga	10	N/A	1967
33	Jimmy Spencer	CB	5-9	188	Florida	53	8	2000-03
59	Donnie Spragan	LB	6-3	239	Stanford	48	22	2002-04
78	Rich Stachowski	DE/NT	6-4	245	California	14	0	1983
62	Jerry N. Stalcup	LB	6-1	240	Wisconsin	22	N/A	1961-62
85	Tim Stallworth	WR	5-10	185	Washington State	1	0	1990
14	Scott Stankavage	QB	6-1	194	North Carolina	1	0	1984, '86
44	Bruce Starling	HB	6-1	186	Florida	0	0	1963
17	Larry Steele	P	5-10	182	Santa Rosa	1	0	1974
19	Fred Steinfeld	K	5-11	180	Boston College	33	0	1979-81
36	James E. Stinnette	FB/LB	6-1	230	Oregon State	24	N/A	1961-62
21	Jesse Stokes	DB	6-0	190	Corpus Christi	2	0	1968
14	Brandon Stokley	WR	5-11	192	Southwestern Louisiana	28	11	2007-08
34	Donnie Stone	FB	6-1	205	Arkansas	48	N/A	1961-64
82	Otto Stowe	WR	6-2	188	Iowa State	8	0	1974
22	Bob Stransky	HB	6-1	180	Colorado	14	N/A	1960
63	David Strickland	T/G	6-0	220	Memphis State	14	N/A	1960
41	Deon Strother	RB	5-11	213	Southern California	2	0	1994
63	Tim Stuber	G	6-5	315	Colorado State	0	0	2004

No.	Name	Pos.	Hgt.	Wgt.	College	GP	GS	Years
70	Dave Studdard	T	6-4	260	Texas	145	133	1979-88
72	Jerry G. Sturm	C/T/G	6-3	260	Illinois	84	N/A	1961-66
60	Nick Subis	G/C	6-4	278	San Diego State	16	0	1991
50	John Sullins	LB	6-1	225	Alabama	6	0	1992
85	Don Summers	TE	6-4	230	Boise State	18	1	1984-85
46	Jim Summers	DB	5-10	180	Michigan State	11	N/A	1967
35	Jason Suttle	CB	5-10	182	Wisconsin	10	0	1999-2000
25	Charles Swann	WR/DB	6-1	188	Indiana State	13	0	1994
80	Shane Swanson†	WR	5-9	200	Nebraska	3	2	1987
74	Harry Swayne	T	6-5	290	Rutgers	23	16	1997-98
49	Neal Sweeney	FL	6-2	170	Tulsa	10	N/A	1967
51	Bob Swenson	LB	6-3	225	California	96	77	1975-83
23	Eugene Sykes	DB	6-1	201	Louisiana State	4	N/A	1967
57	Jashon Sykes	LB	6-2	236	Colorado	19	8	2003-04
94	Jim Szymanski	DE	6-5	268	Michigan State	7	6	1990-91

T								
64	Ralph Tamm	G/C	6-4	280	West Chester	22	1	1995-96
98	Maa Tanuvasa	DE/DT	6-2	270	Hawaii	80	54	1995-2000
65	George Tarasovic	DE	6-4	245	Louisiana State	6	N/A	1967
41	Jerry L. Tarr	E	6-0	190	Oregon	14	N/A	1962
85	Alphonso Taylor	DT	6-3	350	Temple	3	0	1993
91	Kitrick Taylor	WR	5-11	194	Washington State	2	0	1993
87	Lionel T. Taylor	E	6-2	215	New Mexico Highlands	96	N/A	1960-66
70	Trey Teague	T	6-5	292	Tennessee	34	20	1998-2001
13	Steve Tensi	QB	6-5	215	Florida State	27	22	1967-70
13	David Terrell	WR	6-3	212	Michigan	1	0	2005
84	Jim Thibert	LB	6-3	230	Toledo	13	N/A	1965
32	Calvin Thomas	RB	5-11	239	Illinois	2	0	1988
48	Earlie Thomas	DB	6-1	190	Colorado State	10	6	1975
26	Eric Thomas	CB	5-11	184	Tulane	14	0	1995
26	J. T. Thomas	S	6-2	196	Florida State	9	1	1982
79	Marcus Thomas	DT	6-3	305	Florida	32	21	2007-08
82	Zach Thomas	WR/PR	6-0	182	South Carolina State	28	0	1983-84
53	Anthony Thompson	LB	6-1	227	East Carolina	11	0	1990
61	Arland Thompson	G	6-4	265	Baylor	2	0	1980
36	Bill Thompson	DB	6-1	201	Maryland State	179	178	1969-81
76	Broderick Thompson	T	6-5	295	Kansas	32	32	1995-96
77	Jim Thompson	DT	6-3	255	Southern Illinois	4	N/A	1965
4	Robert Thompson†	WR	5-9	168	Youngstown State	2	0	1987
87	Cedric Tillman	WR	6-2	204	Alcorn State	39	8	1992-94
51	Dave Tovey	LB	6-3	231	Oregon	7	0	1968
42	Ryan Torain	RB	6-1	225	Arizona State	2	1	2008
61	Andre Townsend	DE/NT	6-3	265	Mississippi	103	54	1984-90
54/94	Keith Traylor	LB/DT	6-2	304	Central State (Okla.)	94	66	1991-92, '97-2000
20	Jerry Traynham	HB	5-10	190	Southern California	2	N/A	1961
9	David Treadwell	K	6-1	180	Clemson	64	0	1989-92
37	Steve Trimble	DB	5-10	181	Maryland	14	*1	1981-83
18	Frank Tripucka	QB	6-2	192	Notre Dame	44	42	1960-63
91	Jeff Tupper	DL	6-5	269	Oklahoma	4	3	1987
55	Godwin Turk	LB	6-3	230	Southern	42	5	1976-78
35	Clem Turner	RB	6-1	236	Cincinnati	37	0	1970-72
15	Jim Turner	K	6-2	205	Utah State	130	0	1971-79
21	Scott Turner	CB	5-10	190	Illinois	9	0	2003
71	Melvin Tuten	T	6-6	305	Syracuse	2	0	1999-2000
23	Maurice Tyler	S	6-0	188	Morgan State	28	2	1973-74
72	Richard Tyson	G	6-2	245	Tulsa	7	N/A	1967

U								
67	Keith Uecker	T	6-5	278	Auburn	2	2	1982-83
50	Artie Ulmer	LB	6-3	247	Valdosta State	7	0	1999
31	Marviel Underwood	S	5-10	200	San Diego State	0	0	2007
50	Olen Underwood	LB	6-1	220	Texas	14	4	1971
80	Rick Upchurch	WR	5-10	175	Minnesota	119	59	1975-83

V								
42	Bill Van Heusen	WR/P	6-1	200	Maryland	109	38	1968-76
11	Bradlee Van Pelt	QB	6-2	220	Colorado State	3	0	2005
61	Bob Vaughn	G	6-4	240	Mississippi	1	0	1968
97	Demetrin Veal	DT	6-2	288	Tennessee	31	1	2004-06
32	Tony Veland	S	6-0	209	Nebraska	12	0	1997
86	Chris Verhulst	TE	6-3	249	Chico State	8	1	1990
65	Lloyd Voss	T	6-4	256	Nebraska	13	7	1972

W								
37	Bob Wade	CB	6-2	200	Morgan State	3	2	1970
30	Clarence Walker	HB	6-1	205	Southern Illinois	1	N/A	1963
27/25	Denard Walker	CB	6-1	190	Louisiana State	32	31	2001-02
84	Javon Walker	WR	6-3	209	Florida State	24	21	2006-07
96	Kenny Walker	DE	6-3	260	Nebraska	31	16	1991-92
59	Brett Wallerstedt	LB	6-1	240	Arizona State	0	0	1994
35	Lenny Walls	CB	6-4	192	Boston College	43	20	2002-05

BRONCOS ALL-TIME ROSTER, CONT.

No.	Name	Pos.	Hgt.	Wgt.	College	GP	GS	Years
61	Gerard Warren	DT	6-4	325	Florida	31	31	2005-06
56	Dave Washington	LB	6-5	223	Alcorn A&M	27	21	1970-71
81/83	Dave Washington	TE	6-4	228	Southern California	2	1	1968
84	Gene Washington	WR	6-3	208	Michigan State	14	0	1973
97	Keith Washington	DE	6-4	275	Nevada-Las Vegas	26	16	2001-02
48	Lionel Washington	CB	6-0	185	Tulane	30	28	1995-96
95	Marvin Washington	DE	6-6	275	Idaho	16	0	1998
98	Ted Washington	NT	6-4	316	Louisville	15	15	1994
21	Chris Watson	CB	6-1	192	Eastern Illinois	14	1	1999
81	Steve Watson	WR	6-4	195	Temple	126	87	1979-87
17	Darius Watts	WR	6-2	188	Marshall	22	2	2004-05
54	Nate Wayne	LB	6-0	230	Mississippi	16	0	1998-99
58	Nate Webster	LB	6-0	232	Miami (Fla.)	32	28	2006-08
14	Norris Weese	QB	6-1	195	Mississippi	57	1	1976-79
40	Ted Wegert	FB	5-11	202	No college	4	N/A	1960
13	Jack Weil	P	5-11	175	Wyoming	6	0	1986
29	Bill West	CB	5-10	185	Tennessee State	8	0	1972
40/42	Charlie West	DB	6-1	197	Texas-El Paso	32	6	1978-79
20	Willie West	DB	5-10	190	Oregon	7	N/A	1964
89	Max Wettstein	E	6-3	225	Florida State	2	N/A	1966
83	Jim Whalen	TE	6-2	210	Boston College	17	15	1970-71
59	Taylor Whitley	G	6-4	315	Texas A&M	2	0	2005
89	Andre White	TE	6-3	225	Florida A&M	14	N/A	1967
78	Jim White	DE	6-4	256	Colorado State	7	1	1976
79	Dave Widell	C/G	6-7	303	Boston College	79	39	1990-94
67	Doug Widell	G	6-4	289	Boston College	64	58	1989-92
62	Casey Wiegmann	C	6-2	285	Iowa	16	16	2008
47	Gerald Willhite	RB	5-10	200	San Jose State	78	21	1982-88
91	Alfred Williams	DE	6-6	265	Colorado	49	38	1996-99
52/55	D.J. Williams	LB	6-1	242	Miami (Fla.)	75	70	2004-08
90	Dan Williams	DE	6-4	290	Toledo	45	40	1993-96
27	Darrent Williams	CB	5-8	188	Oklahoma State	27	23	2005-06
N/A	Harold Williams	HB	N/A	N/A	Miami (Ohio)	N/A	N/A	1961
26	Jack Williams	CB	5-9	185	Kent State	14	0	2008
20	Roosevelt Williams	CB	5-11	200	Tuskegee	0	0	2003
29	Wandy Williams	RB	6-1	189	Hofstra	12	2	1969-70
85	Jeff Wilner	TE	6-5	250	Wesleyan (Conn.)	0	0	1995
56	Al Wilson	LB	6-0	240	Tennessee	125	119	1999-2006
48	Nemiah Wilson	DB	6-0	165	Grambling	42	N/A	1965-67
88	Sir Mawn Wilson	WR	6-2	213	Syracuse	0	0	1997
45	Steve Wilson	CB	5-10	195	Howard	92	33	1982-88
91	Troy Wilson	DE	6-4	257	Pittsburg State	3	0	1995
51	Jamie Winborn	LB	5-11	242	Vanderbilt	30	13	2007-08
23	Sammy Winder	RB	5-11	203	Southern Mississippi	127	83	1982-90
72	Brandon Winey	T	6-6	310	Louisiana State	0	0	2001
55	Bryant Winn†	LB	6-4	231	Houston	3	3	1987
16	Dick Wood	QB	6-5	205	Auburn	1	N/A	1962
54	Lee Woodall	LB	6-1	230	West Chester	14	0	2001
52	Ken Woodard	LB	6-1	218	Tuskegee Institute	73	13	1982-86
99	Ray Woodard†	DE	6-6	290	Texas	3	1	1987
85	Chris Woods	WR	5-11	190	Auburn	1	0	1989
59	Wesley Woodyard	LB	6-1	230	Kentucky	16	6	2008
58	Jack Work	DB	6-0	200	Denver	0	0	1960
87	James Wright	TE	6-3	240	Texas Christian	64	31	1980-85
35	Jim Wright	HB	5-11	190	Memphis State	10	N/A	1964
42	Lonnie Wright	DB	6-2	205	Colorado State	26	N/A	1966-67
20	Louis Wright	CB	6-2	200	San Jose State	166	163	1975-86
57/92	Dave Wymann	LB	6-2	241	Stanford	31	27	1993-95
Y								
76	William G. Yelverton	E	6-4	220	Mississippi	10	N/A	1960
32	Chris Young	S	6-0	210	Georgia Tech	21	0	2003-05
65	Joseph A. Young	E	6-3	245	Arizona	20	N/A	1960-61
83	Michael Young	WR	6-1	187	UCLA	51	14	1989-92
60	Robert Young	G	6-1	270	Howard Payne	58	*33	1966-70
35	Selvin Young	RB	5-11	207	Texas	23	13	2007-08
Z								
46	Bob Zeman	DB	6-1	200	Wisconsin	28	N/A	1962-63
65	Gary Zimmerman	T	6-6	294	Oregon	76	76	1993-97

BRONCOS ALL-TIME ROSTER BREAKDOWN

NUMBER OF PLAYERS PER SCHOOL

- 30 — Colorado
- 22 — Florida
- 21 — Georgia
- 19 — Louisiana State, Oregon, Southern California, Stanford, Texas, Wisconsin
- 17 — Colorado State
- 16 — Maryland
- 15 — Florida State, UCLA, Washington
- 13 — Arizona, Nebraska, Notre Dame, San Diego State, Texas A&M
- 12 — Arizona State, Boston College, Houston, Miami (Fla.), Michigan, Michigan State, Mississippi, Utah State
- 11 — Baylor
- 10 — California, Minnesota, Ohio State, Oklahoma, Tulane
- 9 — Arkansas, Penn State, Tennessee
- 8 — Auburn, Clemson, Florida A&M, San Jose State
- 7 — Illinois, Nevada-Las Vegas, Oregon State, South Carolina, Syracuse, Tulsa, Utah, Virginia Tech, Washington State
- 6 — Alabama, Brigham Young, Duke, Georgia Tech, Grambling State/Grambling, Idaho, Iowa, Kansas, Kansas State, Louisville, Memphis/Memphis State, Mississippi State, North Carolina, Purdue, Southern Mississippi, Toledo, Wyoming
- 5 — Alcorn State/Alcorn A&M, Central Florida, Cincinnati, Hawaii, Kentucky, Pittsburgh, Southern, Texas Tech, Texas-El Paso, Virginia
- 4 — Boise State, Fresno State, Missouri, North Dakota, Northern Arizona, Temple, Texas Christian, Wake Forest, West Virginia, Wichita State
- 3 — Bethune-Cookman, Bowling Green/Bowling Green State, Hofstra, Louisiana Tech, McNeese State, Miami (Ohio), Morgan State, New Mexico, New Mexico State, Oklahoma State, Pacific, Tennessee State, Texas Southern, Western Illinois, William & Mary
- 2 — Abilene Christian, Alabama-Birmingham, Appalachian State, Boston University, Bradley, C.W. Post, Cal State-Fullerton, Cal State-Northridge, Chico State, Columbia, Eastern Michigan, Emporia State/Emporia College, Fort Valley State, Howard, Howard Payne, Iowa State, Jacksonville State, Liberty, Long Beach State, Maine, Marshall, Montana, Montana State, New Hampshire, North Carolina Central, North Carolina State, North Dakota State, North Texas/North Texas State, Pittsburg State, Richmond, South Carolina State, Southern Illinois, Southwest Texas State, Texas A&I, Texas-Arlington, Troy/Troy State, Tuskegee/Tuskegee Institute, Vanderbilt, Villanova, Weber State, West Chester, West Texas State, Youngstown State
- 1 — Adams State, Air Force Academy, Akron, Alabama A&M, Allen, American International, Angelo State, Arkansas A&M, Arkansas AM&N, Arkansas State, Ball State, Bishop College, Cal Poly/SLO, Cal-Riverside, Cal-Santa Barbara, Carson-Newman, Central Michigan, Central Missouri State, Central State (Okla.), Chattanooga, Colorado College, Compton J.C., Corpus Christi, Delaware State, Delaware Valley, Delta State, Denver, Detroit Mercy, East Carolina, Eastern Illinois, Eastern Montana, Eastern New Mexico, El Camino J.C., Elizabeth City State, Elon College, Evangel College, Findlay, Florence State, Grand Valley State, Heidelberg, Henderson State, Holy Cross, Humboldt State, Idaho State, Illinois State, Indiana, Indiana State, Jackson State, James Madison, Kent State, Kutztown, Lamar Tech, Louisiana at Lafayette/Southwestern Louisiana, Louisiana Monroe/Northeast Louisiana, Maryland Eastern Shore/Maryland State, Massachusetts, McMurray College, Menlo College, Mercer, Mississippi College, Missouri Southern, Morris Brown, New Mexico Highlands, Nicholls State, Norfolk State, North Carolina A&T, Northeast Oklahoma, Northern Colorado, Northern Iowa, Northwestern State (La.), Northwestern Oklahoma State, Omaha, Pennsylvania, Plymouth State, Portland State, Rice, Rutgers, Saginaw Valley State, Salem (N.C.), Salem (W. Va.), Sam Houston State, Santa Clara, Santa Rosa, Savannah State, South Dakota State, South Florida, Southern Methodist, Southwest Missouri State, Springfield College, St. Augustine, Stephen F. Austin, Sul Ross State, Tennessee-Martin, Texas State, Trinity (Conn.), Truman State, U.S. Merchant Marine Academy, Valdosta State, Virginia Union, Wayne State (Neb.), Wesleyan (Conn.), Western Carolina, Western Michigan, Wisconsin-Stevens Point, Wisconsin-Whitewater, Xavier, Yankton College

Seven players did not attend college.

TOP 10 SCHOOLS BY GAMES PLAYED

Rk.	Gms.	School (No. of players / rank in category)
1.	1,075	Colorado (30 / 1st)
2.	703	Georgia (21 / 3rd)
3.	692	Stanford (19 / T4th)
4.	653	Houston (12 / T20th)
5.	633	Boston College (12 / T20th)
6.	588	Texas (19 / T4th)
7.	585	Washington (19 / T12th)
8.	578	Minnesota (10 / T29th)
9.	549	Southern California (19 / T4th)
10.	545	Utah State (12 / T20th)

TOP 10 CONFERENCES BY NUMBER OF PLAYERS

(based on conference alignments from 2008 season)

Rk.	Players	Conference
1.	136	Pacific-10
2.	126	Southeastern
3.	122	Big 12
4.	99	Atlantic Coast
5.	92	Big Ten
6.	64	Mountain West
7.	58	Conference USA
8.	44	Western Athletic
9.	29	Big East
10.	22	Mid-Eastern Atlantic (I-AA)*

* - total includes one player (Billy Thompson) from Maryland Eastern Shore/Maryland State, which competed in the MEAC before the school dropped football after the 1979 season.

BRONCOS ALL-TIME ROSTER BREAKDOWN

SERVICE (YEARS PLAYED)

16 YEARS	— John Elway 1983-98
15 YEARS	— Jason Elam 1993-2007; Tom Nalen 1994-2008
14 YEARS	— Tom Jackson 1973-86; Dennis Smith 1981-94
13 YEARS	— Barney Chavous 1973-85; Paul Howard 1973-75, '77-86; Ken Lanier 1981-92, '94; Rod Smith 1995-2007; Bill Thompson 1969-81
12 YEARS	— Tyrone Braxton 1987-93, '95-99; Billy Bryan 1977-88; Dwayne Carswell 1994-2005; Ruben Carter 1975-86; Karl Mecklenburg 1983-94; Riley Odoms 1972-83; Shannon Sharpe 1990-99, 2002-03; Louis Wright 1975-86
11 YEARS	— Keith Burns 1994-98, 2000-03, '05-06; Simon Fletcher 1985-95; Steve Foley 1976-86; Matt Lepsis 1997-2007; Paul Smith 1968-78
10 YEARS	— Steve Atwater 1989-98; Randy Gradishar 1974-83; Vance Johnson 1985-93, '95; Fran Lynch 1967-76; Haven Moses 1972-81; Tom Rouen 1993-2002; Jim Ryan 1979-88; Dave Studdard 1979-88
9 YEARS	— Keith Bishop 1980, 1982-89; Mike Current 1967-75; Rick Dennison 1982-90; Mike Harden 1980-88; Rulon Jones 1980-88; Clarence Kay 1984-92; Greg Kragen 1985-93; Gary Kubiak 1983-91; Floyd Little 1967-75; Ed McCaffrey 1995-2003; Claudie Minor 1974-82; Trevor Pryce 1997-2005; Jim Turner 1971-79; Rick Upchurch 1975-83; Billy Van Heusen 1968-76; Steve Watson 1979-87; Sammy Winder 1982-90
8 YEARS	— Lyle Alzado 1971-78; Otis Armstrong 1973-80; Terrell Davis 1995-2002; Tom Glassic 1976-83; Ben Hamilton 2001-08; Glenn Hyde 1976-81, '84-85; Larry Kaminski 1966-73; Keith Kartz 1987-94; Brison Manor 1977-84; John Mobley 1996-2003; Dan Neil 1997-2004; Randy Robbins 1984-91; Steve Sewell 1985-92; Bob Swenson 1975-79, '81-83; Al Wilson 1999-2006
7 YEARS	— Cooper Carlisle 2000-06; Ray Crockett 1994-2000; Al Denson 1964-70; Pete Duranko 1967-70, 72-74; Ron Egloff 1977-83; Larry Evans 1976-82; Ian Gold 2000-03, '05-07; Goose Gonsoulin 1960-66; John Grant 1973-79; Charlie Greer 1968-74; Harald Hasselbach 1994-2000; Mike Horan 1986-92; Jerry Inman 1966-71, '73; Mark Jackson 1986-92; Rich Karlis 1982-88; Jon Keyworth 1973-79; Mike Leach 2002-08; Tim Lucas 1987-93; Rob Lytle 1977-83; Bobby Maples 1972-78; Joe Rizzo 1974-80; Lionel Taylor 1960-66; Andre Townsend 1984-90; Gerald Willhite 1982-88; Steve Wilson 1982-88
6 YEARS	— Mike Anderson 2000-05; Michael Brooks 1987-92; Sam Brunelli 1966-71; Glenn Cadrez 1995-2000; Byron Chamberlain 1995-2000; Ken Criter 1969-74; Eldon Danenhauer 1960-65; George Goeddeke 1967-72; Nate Jackson 2003-08; Richard Jackson 1967-72; Don Latimer 1978-83; Mike Lodish 1995-2000; Tommy Lyons 1971-76; Marv Montgomery 1971-76; Craig Morton 1977-82; Chip Myrtle 1967-72; Dave Preston 1978-83; Steve Ramsey 1971-76; Reggie Rivers 1991-96; Bill Romanowski 1996-2001; Bob Scarpitto 1962-67; Mark Schlereth 1995-2000; Mike Schnitker 1969-74; Detron Smith 1996-2001; Jerry Sturm 1961-66; Maa Tanuvasa 1995-2000

ALL-TIME ROSTER HEIGHT/WEIGHT BREAKDOWNS

Note: A total of 1,046 players have appeared on Denver's active roster for a regular-season or postseason game.

BY HEIGHT			BY WEIGHT		
Height	# of players	Pct.	Weight Range	# of players	Pct.
Players 5'-7"	4	(0.4%)	Players 164-174 lbs.	13	(1.2%)
Players 5'-8"	7	(0.7%)	Players 175-199 lbs.	275	(26.3%)
Players 5'-9"	24	(2.3%)	Players 200-224 lbs.	229	(21.9%)
Players 5'-10"	74	(7.1%)	Players 225-249 lbs.	232	(22.2%)
Players 5'-11"	84	(8.0%)	Players 250-274 lbs.	164	(15.7%)
Players 6'-0"	114	(10.9%)	Players 275-299 lbs.	85	(8.1%)
Players 6'-1"	145	(13.9%)	Players 300-324 lbs.	39	(3.7%)
Players 6'-2"	168	(16.1%)	Players 325-350 lbs.	7	(0.7%)
Players 6'-3"	191	(18.3%)	Weight unknown	2	(0.2%)
Players 6'-4"	113	(10.8%)			
Players 6'-5"	67	(6.4%)			
Players 6'-6"	41	(3.9%)			
Players 6'-7"	9	(0.9%)			
Players 6'-8"	3	(0.3%)			
Height unknown	2	(0.2%)			

ALL-TIME ROSTER HEIGHT/WEIGHT EXTREMES

Of the 1,046 players who have appeared on Denver's active roster for a regular-season or postseason game:

Category	Hgt./Wgt.	No. (Players)
Average height	6'-1" 3/4	
Most frequently occurring height	6'-3"	(191 players; 18.3%)
Average weight	227.7	
Most frequently occurring weight range	175-199	(275 players; 26.3%)
Shortest Player	5'-7"	(4 players) (RB KaRon Coleman, RB Quentin Griffin, DB Chris Hale, CB Calvin Jones)
Tallest Player	6'-8"	(T Jamie Brown, T Erik Pears, T Tyler Polunbus)
Lightest Player	164	(DB Chris Hale)
Heaviest Player	350	(DT Sam Adams, DT Alphonso Taylor)
Shortest Center/Guard	6'-1"	(7 players) (Chris Banks, Ken Brown, John Hohman, K.C. Jones, Pat Matson, Charlie Parker, Robert Young)
Tallest Center/Guard	6'-7"	(Brian Habib, Jon Melander, Dave Widell)
Lightest Center/Guard	220	(David Strickland)
Heaviest Center/Guard	322	(Montrae Holland)
Shortest Tackle	6'-0"	(Arthur Hauser, David Strickland)
Tallest Tackle	6'-8"	(Jamie Brown, Erik Pears, Tyler Polunbus)
Lightest Tackle	216	(Albert Day)
Heaviest Tackle	338	(George Foster)
Shortest Quarterback	5'-11"	(Marlin Briscoe)
Tallest Quarterback	6'-5"	(4 players) (Dean May, Hugh Millen, Steve Tensi, Dick Wood)
Lightest Quarterback	178	(Marlin Briscoe)
Heaviest Quarterback	248	(Darrell Hackney)
Shortest Running Back/Fullback	5'-7"	(KaRon Coleman, Quentin Griffin)
Tallest Running Back/Fullback	6'-3"	(12 players) (most recent: Rod Bernstine, Anthony Lynn, Steve Sewell)
Lightest Running Back/Fullback	177	(Glyn Milburn)
Heaviest Running Back/Fullback	251	(Cookie Gilchrist)
Shortest Wide Receiver	5'-8"	(Jeff Campbell, Travis McGriff)
Tallest Wide Receiver	6'-5"	(Don Carothers, Ed McCaffrey)
Lightest Wide Receiver	165	(Sam Graddy)
Heaviest Wide Receiver	230	(Brandon Marshall, Billy Miller)
Shortest Tight End	6'-1"	(Byron Chamberlain, Hewritt Dixon, Russell Payne)
Tallest Tight End	6'-6"	(Pat Kelly, Keli McGregor, Chad Mustard)
Lightest Tight End	210	(Jim Whalen)
Heaviest Tight End	277	(Chad Mustard)
Shortest Defensive Lineman	5'-11"	(Elvis Dumervil)
Tallest Defensive Lineman	6'-7"	(4 players) (Paul Carrington, Stan Fanning, Jumpy Geathers, John Hoffman)
Lightest Defensive Lineman	240	(Leroy Moore)
Heaviest Defensive Lineman	350	(Sam Adams, Alphonso Taylor)
Shortest Linebacker	5'-11"	(Tom Jackson, Jamie Winborn)
Tallest Linebacker	6'-6"	(Lou Andrus)
Lightest Linebacker	190	(Tommy Luke)
Heaviest Linebacker	258	(Jon Hesse)
Shortest Defensive Back	5'-7"	(Chris Hale, Calvin Jones)
Tallest Defensive Back	6'-4"	(John Pitts, Lenny Walls)
Lightest Defensive Back	164	(Chris Hale)
Heaviest Defensive Back	220	(John Lynch)
Shortest Kicker/Punter	5'-9"	(P Bucky Dilts, K Bobby Howfield)
Tallest Kicker/Punter	6'-4"	(K Joe Nedney, P Luke Prestridge)
Lightest Kicker/Punter	175	(P Jack Weil)
Heaviest Kicker/Punter	240	(K Bob Humphreys)

BRONCOS ALL-TIME NUMERICAL ROSTER

All-Time Numerical Roster Notes

• Every jersey number has been worn at least once in franchise history.

Retired Jersey Numbers:

#7 John Elway	QB	1983-98
#18 Frank Tripucka	QB	1960-63
#44 Floyd Little	RB	1967-75

Jersey Numbers Worn By Only One Player:

#0 John Olszewski	FB	1962
#9 David Treadwell	K	1989-92
#18 Frank Tripucka	QB	1960-63

Players Who Have Worn Three Jersey Numbers:

Sam Brunelli	G	64, 68, 72
Keith Burns	LB	51, 55, 56
Nate Jackson	TE	14, 81, 89

Players For Whom Jersey Numbers Are Not Available:

Hugh Smith	E	1962
Harold Williams	HB	1961

0	John Olszewski	FB	1962
----------	----------------	----	------

1	Brett Kern	P	2008
	Jason Elam	K	1993-2007
	Daren Parker	P	1992
	Chris Norman	P	1984-85

2	Sam Paulescu	P	2007
	Steve Lindsey	K	2000
	Will Furrer	QB	1994
	Mike Horan	P	1986-92
	Joe DiVito	QB	1968
	Bob Humphreys	K	1967-68
	Cookie Gilchrist	FB	1965

3	Paul Ernster	P/K	2005-07
	Scott Bentley	K	1997, 2000
	Rich Karlis	K	1982-88
	Bobby Howfield	K	1968-70
	Billy Joe	FB	1963-64

4	Darrell Hackney	QB	2007-08
	Micah Knorr	P/K	2002-04
	Ruben Rodriguez	P	1992
	Chris Norman	P	1986
	Robert Thompson	WR	1987
	Rick Duncan	K	1967

5	Matt Prater	K	2007-08
	Brad Daluiso	K	1992

6	Jay Cutler	QB	2006-08
	Jason Baker	P/K	2004
	Joe Nedney	K	2000
	Bubby Brister	QB	1997-99
	Ralph Giacommaro	P	1987

7 (RETIRED)	John Elway	QB	1983-98
	Craig Morton	QB	1977-82
	Mickey Slaughter	QB	1963-66

8	Matt Mauck	QB	2004
	Todd Husak	QB	2001
	Jeff Lewis	QB	1996-97
	Tommy Maddox	QB	1992-93
	Gary Kubiak	QB	1983-91

9	David Treadwell	K	1989-92
----------	-----------------	---	---------

10	Clifford Russell	WR	2008
	Todd Sauerbrun	P	2005-07
	Triandos Luke	WR	2004
	Bucky Dilts	P	1977-78
	Mark Herrmann	QB	1981-82
	Steve Ramsey	QB	1971-76
	Jim Leclair	QB	1967-68
	John McCormick	QB	1963, '65-'66

11	Patrick Ramsey	QB	2007-08
	Quincy Morgan	WR	2006
	Bradlee Van Pelt	QB	2005
	Steve Beuerlein	QB	2001-03
	Jeff Brohm	QB	1999
	T.J. Rubley	QB	1996
	Luke Prestridge	P	1979-83
	Bobby Anderson	HB	1970-73
	Tobin Rote	QB	1966
	John McCormick	QB	1968

12	Domenik Hixon	WR	2006-07
	Charlie Adams	WR	2003
	Gus Frerotte	QB	2000-01
	Chris Miller	QB	1999
	Shawn Moore	QB	1992-93
	Ken Karcher	QB	1987-88
	Craig Penrose	QB	1976-79
	Charley Johnson	QB	1972-75
	Al Pastrana	QB	1969-70
	Gary Kroner	K	1965-67

13	Keary Colbert	WR	2008
	David Terrell	WR	2005
	Danny Kanell	QB	2003-04
	Jack Weil	P	1986
	Don Horn	QB	1971-72
	Steve Tensi	QB	1967-70

14	Brandon Stokley	WR	2007-08
	Todd Devoe	WR	2005-06
	Nate Jackson	WR	2003-04
	Brian Griese	QB	1998-2002
	Bill Musgrave	QB	1995-96
	Dean May	QB	1987
	Scott Stankavage	QB	1984, '86
	Norris Weese	QB	1976-79
	John Hufnagel	QB	1974
	Pete Liske	QB	1969-70
	Mickey Slaughter	QB	1963-66
	Don Smith	G	1967
	George Hunter Enis	QB	1962
	Skip Doyle	HB	1960

15	Brandon Marshall	WR	2006-08
	Mike Glendenen	K	1987
	Jim Turner	K	1971-79
	Marlin Briscoe	QB	1968
	Max Choboian	QB	1966
	Jacky Lee	QB	1964-65
	Philip Nugent	HB	1961

16	Chad Jackson	WR	2008
	Jake Plummer	QB	2003-06
	Tom Rouen	P	1993-2002
	Monte McGuire	QB	1987
	Jeff Knapple	QB	1980
	John Hufnagel	QB	1975
	Mike Ernst	QB	1972
	Dick Wood	QB	1962
	George Herring	QB	1960-61

17	Glenn Martinez	WR	2007-08
	Darius Watts	WR	2004-05
	Jarious Jackson	QB	2000-03
	Hugh Millen	QB	1994-95
	Steve DeBerg	QB	1981-83
	Matt Robinson	QB	1980
	Larry Steele	P	1974
	Scotty Glacken	QB	1966-67
	George Shaw	QB	1962

18 (RETIRED)	Frank Tripucka	QB	1960-63
---------------------	----------------	----	---------

19	Eddie Royal	WR	2008
	Taylor Jacobs	WR	2007
	Brian Clark	WR	2006
	Fred Steinfort	K	1979-81
	Don Breaux	QB	1963

20	Marlon McCree	S	2008
	Travis Henry	RB	2007
	Mike Bell	RB	2006
	Garrison Hearst	RB	2004
	Roosevelt Williams	CB	2003
	Delvin Hughley	CB	2001
	Tory James	CB	1996, '98-'99
	Greg Lewis	CB	1992
	Daryll Jones	DB	1987
	Kevin Clark	DB	1990-91
	Louis Wright	CB	1975-86
	Charles Greer	DB	1968-74
	Billy Ray Fletcher	E	1966
	Willie West	DB	1964
	Tommy Minter	HB	1962
	Daniel E. Smith	HB	1961
	Jerry Traynham	HB	1961
	Henry Bell	HB	1960

21	Tatum Bell	RB	2008
	Hamza Abdullah	S	2005-08
	Quentin Griffin	RB	2005
	Scott Turner	CB	2003
	KaRon Coleman	RB	2001-02
	Chris Watson	CB	1999
	Darrien Gordon	CB	1998
	Randy Hilliard	CB	1994-97
	Le-Lo Lang	CB	1990-93
	Earl Johnson	DB	1987
	Myron Dupree	CB	1983
	Randy Polt	DB	1975-77
	Randy Montgomery	CB	1971-73
	Bobby Burnett	RB	1969
	Tommy Luke	LB	1968
	Jesse Stokes	DB	1968
	Goldie Sellers	DB	1966-67
	Gerry Bussell	DB	1965
	Eugene Mingo	HB	1960-64

22	Peyton Hillis	FB	2008
	Domonique Foxworth	CB	2005-07
	Quentin Griffin	RB	2003-04
	Olandis Gary	RB	1999-2002
	Vaughn Hebron	RB	1996-98
	Glyn Milburn	RB	1993-95
	Alton Montgomery	S	1990-93

	Tony Lilly	S	1984-87
	Aaron Kyle	DB	1980-82
	Steve Haggerty	DB	1975
	Fran Lynch	HB	1967-76
	Bobby Ply	DB	1967
	Gerry Bussell	DB	1965
	Elihu (Buddy) Allen	HB	1961
	David Ames	HB	1961
	Bob Stransky	HB	1960

23	Andre Hall	RB	2007-08
	Marques Anderson	S	2005
	Willie Middlebrooks	CB	2001-04
	Jason Moore	S	1999
	Darrien Gordon	CB	1997
	Ronnie Bradford	CB	1993-95
	Sammy Winder	RB	1982-90
	Chris Pane	DB	1976-79
	Billy Hardee	CB	1976
	Alfred Haywood	RB	1975
	George Hoey	DB	1975
	Maurice Tyler	S	1973-74
	Steve Preece	S	1972
	Dickie Post	RB	1971
	Drake Garrett	DB	1968-70
	Gene Sykes	DB	1967
	Goose Gonsoulin	DB	1960-66

24	Champ Bailey	CB	2004-08
	Deltha O'Neal	CB	2000-03
	Randy Fuller	CB	1994
	Wymon Henderson	CB	1989-91
	Tony Boddie	RB	1986-87
	Rick Parros	RB	1981-84
	Otis Armstrong	RB	1973-80
	Butch Byrd	DB	1971
	Booker Edgerson	CB	1970
	Phil Brady	S	1969
	Hal Lewis	DB	1968
	Willie Brown	DB	1963-66
	Donald Allen	FB	1960

25	Anthony Alridge	RB	2008
	Nick Ferguson	S	2003-07
	Denard Walker	CB	2002
	Eric Davis	CB	2001
	Darrius Johnson	CB	1996-99
	Charles Swann	DB	1994
	Kip Corrington	S	1989-90
	Roger Jackson	DB	1987
	Daniel Hunter	CB	1985-86
	Haven Moses	WR	1972-81
	Ted Aflen	RB	1969
	Errol Prisby	DB	1967

26	Jack Williams	CB	2008
	Paul Smith	RB	2007
	Tatum Bell	RB	2004-06
	Clinton Portis	RB	2002-03
	Eric Brown	S	1998-2001
	Tim McKyer	CB	1997
	Eric Thomas	CB	1995
	Ben Smith	CB	1994
	Chris Hale	DB	1993
	Bobby Humphrey	RB	1989-91
	Lyle Pickens	DB	1987
	Chris Brewer	RB	1984
	J.T. Thomas	DB	1982
	Larry Riley	DB	1977
	Calvin Jones	CB	1973-76
	George Saines	S	1970-72
	Darrell Lester	FB	1965-66
	Tommy Janik	DB	1963-64
	Frank Quayle	RB	1969
	Don Coffey	E	1963

BRONCOS ALL-TIME NUMERICAL ROSTER, CONT.

27

Darrent Williams	CB	2005-06
Denard Walker	CB	2001
Terrell Buckley	CB	2000
Steve Atwater	S	1989-98
Kevin Clark	DB	1987-88
Maurice Harvey	DB	1978, '80
Tom Oberg	S	1968-69
Charlie Mitchell	HB	1963-67

28

Michael Pittman	RB	2008
Jeff Shoate	CB	2007
Kenoy Kennedy	S	2000-04
Tito Paul	CB	1998
Clifford Hicks	CB	1995
Butler By'not'e	RB	1994
Gaston Green	RB	1991-92
Elliot Smith	CB	1990
Jeremiah Castille	CB	1987-88
Scott Caldwell	RB	1987
Roger Jackson	DB	1982-85
Cornell Gordon	CB	1970-72
Jack Lentz	S	1967-68
Abner Haynes	HB	1965-66
Billy Atkins	DB	1964
Bobby Gaiters	HB	1963

29

Damien Nash	RB	2006
Howard Griffith	FB	1997-2001
Aaron Craver	RB	1995-96
Charles Dimry	CB	1991-93
Darren Carrington	DB	1989
Warren Marshall	RB	1987
Wilbur Myers	S	1983
Bernard Jackson	DB	1977-80
Bill West	CB	1972
Wandy Williams	RB	1969-70
Wendell Hayes	HB	1965

30

Cory Boyd	RB	2008
Mike Bell	RB	2007
Terrell Davis	RB	1995-2002
Steve Sewell	RB	1985-92
Jim Jensen	RB	1977, '79-80
Oliver Ross	RB	1973-75
Cookie Gilchrist	RB	1967
Hewritt Dixon	FB	1963-65
Clarence Walker	HB	1963

31

P.J. Pope	RB	2008
Marviel Underwood	S	2007
Quentin Harris	S	2006
Kelly Herndon	CB	2002-04
Darryl Pounds	CB	2000
Derek Loville	RB	1997-99
Rondell Jones	S	1993-96
Victor Jones	RB	1992
Kerry Porter	RB	1990
Mike Harden	CB	1980-88
Zachary Dixon	RB	1979
Mike Franckowiak	RB	1975-76
Bo Hickey	FB	1967

32

Dré Bly	CB	2007-08
Chris Young	S	2003-05
Billy Jenkins	S	2000-01
Tony Veland	S	1997
Sammie Smith	RB	1992
Melvin Bratton	RB	1989-90
Calvin Thomas	RB	1988

Joe Dudek	RB	1987
Leonard Jones	DB	1987
Tony Reed	RB	1981
Jon Keyworth	RB	1974-80
Dick Davis	RB	1970
Garrett Ford	FB	1968
Mike Kellogg	FB	1966-67

33

Marquand Manuel	S	2008
Ron Dayne	RB	2005
Jimmy Spencer	CB	2000-03
John Avery	RB	1999
Dedrick Dodge	S	1997
Rod Bernstine	RB	1993-95
Robert Perryman	FB	1991-92
Tony Dorsett	RB	1988-89
Gene Lang	RB	1984-87
Lawrence McCutcheon	RB	1980
Lonnie Perrin	RB	1976
Jim Kiick	RB	1976-77
Joe Dawkins	RB	1971-73
Willis Crenshaw	FB	1970
Hub Lindsey	QB	1968
Wendell Hayes	HB	1966-67
Justin Rowland	HB	1962
Fred Bukaty	FB	1961
Pete Mangum	LB	1960

34

Joshua Bell	CB	2008
Cedric Cobbs	RB	2006
Reuben Droughns	RB	2002-04
Raymond Harris	RB	2000
Tyrone Braxton	DB	1987-93, '95-99
Nathan Poole	RB	1982-83, '85, '87
Gus Holloman	DB	1968-69
Don Stone	FB	1961-64
Hardy Brown	LB	1960

35

Selvin Young	RB	2007-08
Lenny Walls	CB	2002-05
Jason Suttle	CB	1999-2000
John Granby	DB	1992
Blake Ezor	RB	1990
Ken Bell	RB	1986-89
Larry Canada	FB	1978-79, '81
Lonnie Perrin	RB	1977-78
Clem Turner	RB	1970-72
Henry Jones	RB	1969
Jim Wright	HB	1964
Richard Dickinson	FB	1962-63
Jim Sears	HB	1961
Dave Rolle	FB	1960

36

Josh Barrett	S	2008
Frank Robinson	CB	1992-93
Mark Haynes	CB	1986-89
Billy Thompson	DB	1969-81
Jim Stinnette	FB	1961-62
Red Brodnax	FB	1960

37

Alex Haynes	RB	2008
Calvin Lowry	S	2008
Cecil Sapp	RB	2003-07
Tyrone Poole	CB	2002
Tony Carter	FB	2001
Anthony Lynn	RB	1993, '97-99
Tim Hauck	S	1995-96
Kevin Guidry	CB	1988
Steve Fitzhugh	DB	1987
Steve Trimble	DB	1981-83
Bob Wade	CB	1970

38

Andrew Pinnock	FB	2008
Steve Cargile	S	2006-07
Mike Anderson	RB	2000-05
Reggie Rivers	RB	1991-96
Bruce Plummer	DB	1987-88, '90
Ben Norman	RB	1980

39

Vernon Fox	S	2008
Kyle Johnson	FB	2002-07
Ray Crockett	CB	1994-2000
Robert Delpino	RB	1993
Darryl Russell	DB	1987
Tom Smiley	RB	1969
Jesse Myles	RB	1983-84
Roland Solomon	CB	1981

40

Curome Cox	S	2005-07
Jeff Shoate	CB	2004
Dale Carter	CB	1999
Darryl Hall	S	1993-94
Jeff Alexander	RB	1989, '92
Martin Rudolph	DB	1987
Charlie West	DB	1978-79
Randy Rich	DB	1977
Jack Gehrke	WR	1971
Grady Cavness	CB	1969
Ron Lamb	FB	1968
Brendan McCarthy	FB	1968-69
Paul Carmichael	HB	1965
Jay Dale Evans	HB	1961
Albert Carmichael	HB	1960-61
Ted Wegert	FB	1960

41

Karl Paymah	CB	2005-08
Johnathan Reese	RB	2004
Deon Strother	RB	1994
Greg Lewis	RB	1991
Rob Lytle	RB	1977-83
Leroy Mitchell	CB	1971-73
Eric Crabtree	FL	1966-68
George Burrell	S	1969
Jerry Tarr	E	1962
Bob McNamara	HB	1960-61

42

Ryan Torain	RB	2008
Sam Brandon	S	2002-06
Detron Smith	FB	1996-2001
Leonard Russell	RB	1994
Muhammad Oliver	CB	1992
Charlie West	DB	1978
Billy Van Heusen	WR	1968-76
Lonnie Wright	DB	1966-67
Odell Barry	HB	1964-65
Al Frazier	HB	1961
Albert Romine	HB	1960

43

Herana-Daze Jones	S	2008
Roderick Rogers	S	2007-08
Izell Reese	S	2002
Derrick Clark	RB	1994
Steve Foley	DB	1976-86
Lonnie Hepburn	CB	1974
Pete Jaquess	DB	1967-70
Bob Richardson	DB	1966
Charles Marshall	HB	1962
John Nocera	CB	1963
Frank Bernardi	DB	1960

44 (RETIRED)

Floyd Little	HB	1967-75
Miller Farr	DB	1965
Bruce Starling	HB	1963

45

Roc Alexander	CB	2004-05
Gary Downs	RB	1995
Richard Shelton	CB	1989
Steve Wilson	CB	1982-88
Perry Smith	DB	1980-81
Jeff Severson	DB	1975
Bill Laskey	LB	1973-75
Tom Cassese	DB	1967
Lew Scott	DB	1966
Jim McMillin	DB	1964-65
John Sklopan	HB	1963
Goose Gonsoulin	DB	1960

46

Spencer Larsen	FB/LB	2008
KaRon Coleman	RB	2000
Bobby Micho	RB	1986
Dave Preston	HB	1978-83
John Rowser	DB	1974-76
Terry Erwin	HB	1968
Jim Summers	DB	1967
John Griffin	HB	1964-66
Norman Bass	DB	1964
Bob Zeman	DB	1962-63
Hardy Brown	LB	1960

47

John Lynch	S	2004-07
Ryan McNeil	CB	2003
Darius Clark	S	2000-01
David Poole	DB	1993
Gerald Willhite	RB	1982-88
George Atkinson	DB	1979
Tony Harris	WR	1972
Paul Martha	S	1970
James Smith	S	1969
John McGeever	DB	1962-65

48

Mike Leach	TE/LS	2002
George Coghill	S	1998-2001
Lionel Washington	CB	1995-96
Randy Robbins	DB	1984-91
Earlie Thomas	DB	1975
John Pitts	S	1973-75
Dale Hackbart	S	1973
Herman Lewis	DE	1968
Alex Moore	RB	1968
Nemiah Wilson	DB	1965-67

49

Matt Dominguez	TE	2001
Dennis Smith	S	1981-94
Alvin Mitchell	S/WR	1970
Neal Sweeney	FL	1967
Glenn Glass	DB	1966

50

Ben Hamilton	G/C	2001-08
Artie Ulmer	LB	1999
Jon Hesse	LB	1997
Ray Jacobs	LB	1994-95
John Sullins	LB	1992
Jim Ryan	LB	1979-88
Bobby Maples	C	1972-78
Olen Underwood	LB	1971
Carl Cunningham	LB	1967-70
Jerry Hopkins	LB	1963-66
Pat Lamberti Jr.	E	1961
Fred Broussard	C	1960

51

Jamie Winborn	LB	2007-08
Keith Burns	LB	2005-06
John Mobley	LB	1996-2003
Mike Croel	LB	1991-94
Marc Munford	LB	1987-90
Bob Swenson	LB	1975-79, '81-83
Mike Simone	LB	1972-74

BRONCOS ALL-TIME NUMERICAL ROSTER, CONT.

Bill Butler	LB	1970
Tim Casey	LB	1969
Gordon Lambert	LB	1969
Dave Tobey	LB	1968
Henry Sorrell	LB	1967
Eugene Jeter	LB	1965-67
Jim Fraser	LB	1964
Leon Simmons	LB	1963
Lee (Mike) Nichols	C	1960-61
52		
Louis Green	LB	2008
Ian Gold	LB	2000-03, '05-07
D.J. Williams	LB	2004
David Bowens	LB	1999
Dave Garnett	LB	1995
Richard Harvey	LB	1994
Jeff Mills	LB	1990-93
Ken Woodard	LB	1982-86
Dan MacDonald	LB	1987
Greg Bracelin	LB	1980
Mike Montler	C	1977
Randy Gradishar	LB	1974-75
Ray Kubala	C	1964-67
Frank Jackunas	C	1963
James Barton	C	1961-62
Frank Kuchta	C	1960
53		
Niko Koutouvides	LB	2008
Louis Green	LB	2004-07
Johnny Rutledge	LB	2003
Bill Romanowski	LB	1996-2001
Danté Jones	LB	1995
Anthony Thompson	LB	1990
Randy Gradishar	LB	1976-83
Ken Criter	LB	1971-74
Roger LeClerc	C	1967
Don Gulseth	LB	1966
Tom Erlandson	LB	1962-65
Bob Hudson	LB	1960-61
54		
D.D. Lewis	LB	2007
Patrick Chukwurah	LB	2003, '05-06
Lee Woodall	LB	2001
Nate Wayne	LB	1998-99
Britt Hager	LB	1995-96
Mitch Donahue	LB	1993-94
Keith Traylor	LB	1991-92
Keith Bishop	C	1980, '82-89
Richard Baska	LB	1976-77
Mike Lemon	LB	1975
Ralph Cindrich	LB	1974
Chip Myrtle	LB	1967-72
Ron Sbranti	LB	1966
Ed Cummings	LB	1965
Larry Jordan	LB	1964
Ed (Wahoo) McDaniel	LB	1961-63
55		
D.J. Williams	LB	2005-08
Patrick Chukwurah	LB	2004
Keith Burns	LB	2000-03
Ken Brown	LB	1995
Glenell Sanders	LB	1994
John Kacherski	LB	1992
Rick Dennison	LB	1982-90
Bryant Winn	LB	1987
Art Smith	LB	1980
Ken Brown	C	1979
Godwin Turk	LB	1976-78
Pete Duranko	DE	1967-70, '72-74
Archie Matsos	LB	1966
Marv Matuszak	LB	1964
Jim Fraser	LB	1962-63

56			
Al Wilson	LB	1999-2006	
Keith Burns	LB	1994-98	
Michael Brooks	LB	1987-92	
Mike Knox	LB	1987	
Aaron Smith	LB	1984	
Larry Evans	LB	1976-82	
Ray May	LB	1973-75	
Don Parish	LB	1972	
Dave Washington	LB	1971	
Jay Bachman	C	1969-70	
Walter Highsmith	C	1968	
Dave Behrman	C	1967	
John Bramlett	LB	1965-66	
Jim Price	LB	1964	
57			
Mario Haggan	LB	2008	
Jordan Beck	LB	2007	
Jashon Sykes	LB	2003-04	
Allen Aldridge	LB	1994-97	
Dave Wyman	LB	1993	
Mark Murray	LB	1991	
Ty Allert	LB	1990	
Mike Ruether	C	1988-89	
Matt Smith	LB	1987	
Tom Jackson	LB	1973-86	
Bob Geddes	LB	1972	
Fred Forsberg	LB	1968, '70-73	
John Huard	LB	1967-69	
58			
Nate Webster	LB	2006-08	
Terry Pierce	LB	2003-04	
Steve Russ	LB	1997, '99-2000	
Elijah Alexander	LB	1992-95	
Scott Curtis	LB	1989-90	
Tim Lucas	LB	1987	
Steve Busick	LB	1981-85	
Rob Nairne	LB	1977-80	
Phil Olsen	C	1975-76	
Tom Graham	LB	1973-74	
Bill McKoy	LB	1970-72	
Frank Richter	LB	1967-69	
Jack Work	LB	1960	
59			
Wesley Woodyard	LB	2008	
Taylor Whitley	G	2005	
Donnie Spragan	LB	2002-04	
Glenn Cadrez	LB	1995-2000	
Brett Wallerstedt	LB	1994	
Tim Lucas	LB	1987-93	
Kirk Dodge	LB	1987	
Darren Comeaux	LB	1982-86	
Mark Merrill	LB	1981-82	
Joe Rizzo	LB	1974-80	
Larry Kaminski	C	1966-73	
60			
John Engelberger	DE	2005-08	
K.C. Jones	C	1998-2000	
Joe Burch	C	1994	
Nick Subis	G	1991	
Gerald Perry	G	1988-90	
Paul Howard	G	1973-75, '77-86	
Bob Young	G	1966-70	
Ernie Park	G	1966	
Charlie Parker	G	1965	
Ken Adamson	G	1960-62	
61			
Gerard Warren	DT	2005-06	
Ellis Johnson	DT	2004	
Eric Floyd	G	1995	
Bob Meeks	G	1992-94	
Andre Townsend	DE	1984-90	
Arland Thompson	G	1980	

Tom Lyons	G	1971-76
Bob Vaughan	G	1968
Bill Keating	DT	1966-67
Charles Gavin	DE	1960-63
62		
Casey Wiegmann	C	2008
Chris Myers	C/G	2005-07
Dan Neil	C/G	1997-2004
Jeff Davidson	G	1990-92
Mike Freeman	G	1984, '86-87
Tom Glassic	G	1976-83
Brian Goodman	G	1975
Jerry Inman	DT	1966-71
Ernie Barnes	G	1963-64
Jerry Stalcup	LB	1961-62
Jim Efrid	LB	1961
Vaughn (Buddy) Alliston	LB	1960
Jack Davis	T	1960
63		
Dewayne Robertson	DT	2008
Amon Gordon	DT	2007
Tim Stuber	G	2004
David Diaz-Infante	G/C	1996-98, 2001
Richard Mercier	G	2000
Sean Farrell	G	1990-91
Mark Cooper	G	1983-87
Laval Short	DT	1980
John Grant	DE	1973-79
Dave Costa	DT	1967-71
Melwood Guy	G	1961-62
Dave Strickland	G	1960
64		
Erik Pears	T	2006-08
Lennie Friedman	G	2000-02
Ralph Tamm	G/C	1995-96
Jon Melander	G/T	1993-94
Scott Beavers	G	1990
Billy Bryan	C	1977-88
Harvey Goodman	G	1976
Mike Schnitker	G	1969-74
George Gaiser	T	1968
Sam Brunelli	G	1967
John Hohman	G	1965-66
Bud McFadin	DT	1960-63
65		
Cooper Carlisle	T	2000-06
Gary Zimmerman	T	1993-97
Monte Smith	G	1989
Walt Bowyer	DE	1983-84, '87-88
Glenn Hyde	G	1976-81
LeFrancis Arnold	G/C	1974
Lloyd Voss	T	1972
Jay Bachman	C	1968, '70-71
Walter Highsmith	C	1969
George Tarasovic	DE	1967
Don Shackelford	G	1964
John Denvir	G	1962
Joe Young	E	1960-61
66		
Tom Nalen	C	1994-2008
Chuck Johnson	T	1992-93
Jim Juriga	C	1988-90
Carlos Scott	C	1987
Scott Garnett	NT	1984
Brian Manor	DE	1977-83
Jim O'Malley	LB	1973-75
Bill Cottrell	G	1972
Larry Cox	DT	1966-67
John Cash	E	1961-62
67		
Kory Lichtensteiger	C	2008
Mark Campbell	DT	1996
Ken Lanier	T	1994
Doug Widell	G	1989-92
John Ayers	G	1987
Dean Miraldi	T	1985

Glenn Hyde	G	1984-85
Keith Uecker	T	1982-83
Steve Schindler	G	1977-78
Carl Schaukowitz	G	1975
George Goeddeke	G	1967-72
Robert McCullough	G	1962-65
Jack Simpson	LB	1961
John Hatley	T	1960
68		
Steven Harris	DT	2007
Mario Fatafehi	DT	2003-04
Reggie McElroy	T	1995-96
Russell Freeman	T	1992-94
Crawford Ker	G	1991
Brad Henke	DE	1989
Larry Lee	C	1987
Rubin Carter	DT	1975-86
Larron Jackson	G	1971-74
Steve Alexakos	G	1970
Sam Brunelli	G	1966
Tom Nomina	T	1963-65
Bill Roehnel	LB	1961-62
Gary Crane	LB	1969
Ron McLean	DL	1967
69		
P.J. Alexander	G	2003-05, '07
Michael Moore	T	2001-02
Mark Schlereth	G	1995-2000
Darrell Hamilton	T	1989-91
David Jones	OL	1987
Tony Colorito	NT	1986
Brison Manor	DE	1984
70		
Montrae Holland	G	2007
Tyson Clabo	G	2004
Trey Teague	T	1998-2001
Jamie Brown	T	1995-97
Brian Sochia	NT/DE	1991-92
Dave Studdard	T	1979-88
Paul Smith	DT	1968-78
Charlie Janerette	DT	1964-65
Donald King	E	1960
71		
Chad Mustard	TE/T	2007
Blake Brockermeyer	T	2002-03
Melvin Tuten	T	1999-2000
Greg Kragen	NT	1985-93
Jack Peavey	OL	1987
Claudie Minor	T	1974-82
Wallace Dickey	T	1968-69
Jim Perkins	T	1962-64
Art Hauser	T	1961
Willie Smith	G	1960
72		
Pat Murray	G	2008
Isaac Snell	G	2007
George Foster	T	2003-06
Brandon Winey	T	2001
Ernest Jones	DE	1996-97
Keith Kartz	C	1987-94
Marsharne Graves	T	1984
Don Latimer	DT	1978-83
Wayne Hammond	DT	1976
Bob Kampa	DT	1974
Sam Brunelli	G	1968-71
Richard Tyson	G	1967
Jerry Sturm	C	1961-66
Harold Smith	T	1960
73		
Chris Kuper	G	2006-08
Cyron Brown	DE	1998-99
Scott Adams	T	1997
Simon Fletcher	LB	1985-95
Kevin Belcher	T	1987
Shawn Hollingsworth	T	1983

BRONCOS ALL-TIME NUMERICAL ROSTER, CONT.

Kelvin Clark	T	1979-81
Henry Allison	T	1977
Martin Imhof	DE	1976
Stan Rogers	T	1975
Mike Askea	T	1973
Walter Barnes	DE	1969-71
Pat Matson	G	1966-67
Isaac Lassiter	E	1962-64
Robert Konovsky	E	1961
Gordon Holz	DT	1960

74		
Ryan Harris	T	2007-08
Cornell Green	T	2004-05
Ephraim Salaam	T	2002-03
Evan Pilgrim	OL	1999
Harry Swayne	T	1997-98
Bill Schultz	T	1995
Harvey Salem	T	1991
Bill Lobenstein	DL	1987
Dan Remsberg	T	1986-87
Winford Hood	G	1984-85
Jerry Baker	T	1983
Andy Maurer	T	1977
Scott Parrish	OT	1976
Mike Current	T	1967-75
Lee Bernet	T	1965-66
Frank Atkinson	DE	1964
Gordon Holz	DT	1960-63

75		
Adam Meadows	T	2006
Monsanto Pope	DT	2002-05
Brian Habib	T	1993-97
Rulon Jones	DE	1980-88
Kit Lathrop	DE	1979
Bill Bain	T	1976, '78
Ed Smith	DE	1973-75
Rick Sharp	T	1972
Roger Shoals	T	1971
Rex Mirich	DE	1967-69
Eldon Danenhauer	T	1960-65

76		
Tyler Polumbus	T	2008
Kenard Lang	DE	2006
Broderick Thompson	T	1995-96
Kirk Scrafford	T	1993-94
Ken Lanier	T	1981-92
Tom Neville	T	1978
Randy Moore	DT	1976
Tom Drougas	T	1974
Steve Coleman	DE	1974
Tom Domres	DT	1971-72
Gordon Lambert	LB	1968
Bob Breitenstein	T	1965-67
Harold Olson	T	1963-64
Leo T. Reed	T	1961
Jack Mattox	E	1961
William Yelverton	E	1960
William Danenhauer	E	1960

77		
Dylan Gandy	G	2008
Larry Birdine	DE	2007
Dwayne Carswell	G	2005
Tony Jones	T	1997-2000
Karl Mecklenburg	LB	1983-94
Greg Boyd	DE	1980-82
Lyle Alzado	DE	1971-78
Alden Roche	DE	1970
Larry Cox	DT	1968
Jim Thompson	DT	1965
Dick Guesman	T/K	1964
Anton Peters	T	1963
Jack Mattox	G	1962
Carl James Larpenter	G	1960-61

78		
Ryan Clady	T	2008
Matt Lepsis	T	1998-2007
Larry Jackson	DE	1995
Don Maggs	T	1993-94
Archie Harris	OL	1987
Winford Hood	G	1986-88
Rich Stachowski	DE	1983
Brian Clark	T	1982
Bruce Radford	DE	1979
Marv Montgomery	T	1971-76
Ken Criter	LB	1969-70
Jim White	DE	1976
Tom Cichowski	T	1968-69
Marvin Davis	DT	1966
Leroy Moore	DE	1964-65

79		
Marcus Thomas	DT	2007-08
Steve Herndon	G	2001-03
Chris Banks	G	1998-99
Jumpy Geathers	DT	1996
Dave Widell	G	1990-94
Stefan Humphries	G	1987-88
Steve Bryan	LB/DE	1987
Barney Chavous	DE	1973-85
Carter Campbell	DE	1971
John Gonzaga	G	1966

80		
Rod Smith	WR	1995-2007
Tony Kimbrough	WR	1993-94
Mark Jackson	WR	1986-92
Shane Swanson	WR	1987
Ray Alexander	WR	1984
Rick Upchurch	WR	1975-83
Jerry Simmons	WR	1971-74
Tom Buckman	TE	1969
Jimmy Jones	WR	1968
Dan LaRose	DE	1966
Ed Cooke	DE	1964-65
Ron Nery	E	1963
Tom Rychlec	E	1963

81		
Nate Jackson	TE	2007-08
Charlie Adams	WR	2004-06
Chris Cole	WR	2003
Keith Poole	WR	2001
Scottie Montgomery	WR	2000
Andre Cooper	WR	1999-2000
Patrick Jeffers	WR	1997
Todd Kinchen	WR	1996
Mike Pritchard	WR	1994-95
Barry Rose	WR	1993
Kitrick Taylor	WR	1993
Shannon Sharpe	WR	1990-91
Steve Watson	WR	1979-87
Bob Adams	TE	1975
Billy Masters	TE	1970-74
Dave Washington	TE	1968
Max Leetzow	DE	1965-66
Bill Jessup	E	1960

82		
Darrell Jackson	WR	2008
Stephen Alexander	TE	2005-07
Adrian Madise	WR	2003-04
Kevin Kasper	WR	2001-02
Billy Miller	WR/TE	1999-2000
Marcus Nash	WR	1998-99
David Gamble	WR	1997
Patrick Jeffers	WR	1996
Vance Johnson	WR	1985-93, '95
Tony Kimbrough	WR	1993
Laron Brown	WR	1987
Zach Thomas	WR	1983-84

Orlando McDaniel	WR	1982
Larry Brunson	WR	1980
Jack Dolbin	WR	1975-79
Otto Stowe	WR	1974
Dwight Harrison	WR	1971-72
Dave Pivec	TE	1969
Robert Scarpitto	WR/P	1962-67

83		
Mike Leach	TE/LS	2003-08
Scottie Montgomery	WR	2001-02
Travis McGriff	WR	1999-2001
Justin Armour	WR	1998
Willie "Flipper" Anderson	WR	1997
Anthony Miller	WR	1994-96
Melvin Bonner	WR	1993
Michael Young	WR	1989-92
Sam Graddy	WR	1987-88
Rick Massie	WR	1987
John Sawyer	TE	1983-84
Wade Manning	WR	1981-82
Jim Whalen	TE	1970-71
Dave Washington	TE	1968
Ray Jacobs	DT	1963-66
Don Joyce	E	1962
John Pyeatt	HB	1960

84		
Javon Walker	WR	2006-07
Wesley Duke	TE	2005
Shannon Sharpe	TE	1992-99, 2002-03
Chris Cole	WR	2000-01
Ricky Nattiel	WR	1987-91
Clint Sampson	WR	1983-86
Vince Kinney	WR	1978-79
John Schultz	WR	1976-77
Gene Washington	WR	1973
Rod Sherman	WR	1972
Mike Haffner	E	1968-70
Lou Andrus	LB	1967
Jason Franci	E	1966
Jim Thibert	LB	1965
Matt Snorton	TE	1964
Jack Hill	HB	1961
Albert Day	T	1960

85		
Chad Mustard	TE/T	2006-08
Ashley Lelie	WR	2002-05
Phil McGeoghan	WR	2001
Eddie Kennison	WR	2001
Chafie Fields	WR	2000
Robert Brooks	WR	2000
Chris Doering	WR	1999
Willie Green	WR	1997-98
Jeff Wilner	TE	1995
Derek Russell	WR	1991-94
Tim Stallworth	WR	1990
Chris Woods	WR	1989
Rick Massie	WR	1987-88
Joey Hackett	TE	1986
Mike Barber	TE	1985
Don Summers	TE	1984-85
Ron Egloff	TE	1977-83
John Mosier	TE	1971
Tom Beer	TE	1967-69
Larry Jordan	LB	1962
James Greer	E	1960

86		
Edell Shepherd	WR	2008
Brian Clark	WR	2007
Patrick Hape	TE	2001-04
Byron Chamberlain	TE	1995-2000
Jeff Campbell	WR	1994
Arthur Marshall	WR	1992-93
Barry Johnson	WR	1991
Chris Verhulst	TE	1990
Pat Kelly	TE	1988
Mitch Andrews	TE	1987

Butch Johnson	WR	1984-85
Dean Barnett	TE	1983
Emery Moorehead	WR	1980
John Schultz	WR	1978
Marv Frazier	WR	1973-75
Jim Krieg	WR	1972
Jerry Hendren	WR	1970
Bobby Moten	TE	1968
Stan Fanning	DE	1964
Don Carothers	E	1960

87		
Jeb Putzier	TE	2008
David Kircus	WR	2006
Ed McCaffrey	WR	1995-2003
Cedric Tillman	WR	1992-94
Paul Green	TE	1989
Pat Kelly	TE	1989
Jason Johnson	WR	1988
Bobby Micho	RB	1986-87
James Wright	TE	1980-85
Bill Larson	TE	1980
Bob Moore	TE	1978
Boyd Brown	TE	1974-76
John Hoffman	DE	1972
Rich Jackson	DE	1967-72
Lionel Taylor	E	1960-66

88		
Tony Scheffler	TE	2006-08
Jeb Putzier	TE	2002-05
Desmond Clark	TE	1999-2001
Sir Mawn Wilson	WR	1997
Mike Sherrard	WR	1996
Jerry Evans	TE	1993-95
Russell Payne	TE	1987
Clarence Kay	TE	1984-91
Riley Odoms	TE	1972-83
Al Denison	FL	1964-70
Eugene Prebola	E	1961-63
Pat Epperson	E	1960

89		
Daniel Graham	TE	2007-08
Nate Jackson	TE	2005-06
Dwayne Carswell	TE	1994-2004
Reggie Johnson	TE	1991-93
Kerry Locklin	TE	1987
Orson Mobley	TE	1986-90
Keli McGregor	TE	1985
Dave Logan	WR	1984
Clay Brown	TE	1983
Gordon Bowdell	WR	1971
John Embree	WR	1969-70
Andre White	TE	1967
Max Wettstein	E	1966
Gary Henson	E	1964
Bill Groman	HB	1963
Kenneth Carpenter	E	1960

90		
Kenny Peterson	DE/DT	2006, '08
Paul Carrington	DE	2007
Darius Holland	DT	2003-04
Jerry Johnson	DT	2000-01
Neil Smith	DE	1997-99
Dan Williams	DE	1993-96
Ron Holmes	DE	1989-92
Freddie Gilbert	DE	1986-88

91		
Ebenezer Ekuban	DE	2005-08
Chester McGlockton	DT	2001-02
Alfred Williams	DE	1996-99
Troy Wilson	DE	1995
Willie Oshodin	DE	1992-95
Warren Powers	DE	1989-91
Jeff Tupper	DL	1987

BRONCOS ALL-TIME NUMERICAL ROSTER, CONT.

92

Elvis Dumervil	DE	2006-08
Marco Coleman	DE	2004
Bertrand Berry	DE	2001-03
Lester Archambeau	DE	2000
Dave Wyman	LB	1994-95
Ron Geater	DE	1992
Alphonso Carreker	DE	1989, '91

93

Nic Clemons	DT	2008
Antwon Burton	DT	2006-07
Trevor Pryce	DE/DT	1997-2005
James Jones	DE	1995
Ronnie Haliburton	LB	1990-92

94

Jarvis Moss	DE	2007-08
Luther Elliss	DT	2004
Luis Almanzar	DT	2003
Lional Dalton	DT	2002
Leon Lett	DT	2001
Keith Traylor	DT	1997-2000
Jeff Robinson	DE	1993-96
Jim Szymanski	DE	1991-92

95

Josh Shaw	DT	2008
Sam Adams	DT	2007
Marco Coleman	DE	2005
Anton Palepoi	DE	2004
Kavika Pittman	DE	2000-02
Paul Grasmanis	DT	1999
Marvin Washington	DE	1998
Michael Dean Perry	DT	1995-97
Alphonso Taylor	DT	1993
Jeroy Robinson	LB	1990
Steve Bryan	LB/DE	1987-88
Tim Joiner	LB	1987

96

Tim Crowder	DE	2007-08
Michael Myers	DT	2005-06
Dorsett Davis	DT	2002-04
Harald Hasselbach	DE	1994-2000
Kenny Walker	DE	1991-92
Jake McCullough	DE	1989-90

97

Boss Bailey	LB	2008
Kenny Peterson	DE	2007
Simeon Rice	DE	2007
Demetris Veal	DT	2004-06
Keith Washington	DE	2001-02
Mike Lodish	DE	1995-2000
Darren Drozdov	DT	1993-94
Karl Mecklenburg*	LB	1992
Bruce Klostermann	LB	1987-89

**wore #97 for one game: at Los Angeles (11/22/92)*

98

Josh Mallard	DT	2007
Courtney Brown	DE	2005-06
Reggie Hayward	DE	2001-04
Maa Tanuvasa	DT/DE	1995-2000
Ted Washington	NT	1994
Ricky Hunley	LB	1984-87

99

Alvin McKinley	DT	2007
Raylee Johnson	DE	2004
Daryl Gardener	DT	2003
Montae Reagor	DE	1999-2002
Seth Joyner	LB	1998
David Richie	DT	1997
Shane Dronett	DT	1992-95
David Galloway	DE	1990
Shawn Knight	NT	1988
Ray Woodard	DE	1987

BRONCOS ALL-TIME PRACTICE SQUAD ROSTER

List includes players who spent time on the practice/developmental squad since its creation in 1989.

Key: *Made a team's 53-man roster during a season; **Became a starter in his NFL career; †Made at least one Pro Bowl; **Current players.**

A

Joe Abdullah	RB	Pacific	1997
Charlie Adams*	WR	Hofstra	2002-03
Jeremy Akers	G	Notre Dame	1999
Curtis Alexander	RB	Alabama	1998
Luis Almanzar*	DT	Southwest Missouri St.	2003
Matthias Askew*	DT	Michigan State	2008

B

Jamie Baisley	LB	Indiana	2000
Chris Banks*	G	Kansas	1997
Josh Barrett**	S	Arizona State	2008
Steve Baylark	RB	Massachusetts	2008
Santonio Beard	RB	Alabama	2004
Scott Beavers*	OL	Georgia Tech	1990
Joshua Bell**	CB	Baylor	2008
Thump Belton*	FB	Syracuse	2006
Randy Bierman	OL	Illinois	1997
Jon Blackman	T	Purdue	2000
Cory Boyd*	RB	South Carolina	2008
Michael Bozeman	DT	Mississippi	2007
Ronnie Bradford**	CB	Colorado	1993
Carlton Brewster	WR	Ferris State	2007
Kris Briggs	RB	Southern Methodist	2004

Cyron Brown*	DT	Western Illinois	2001
DeAuntae Brown	CB	Central State (Ohio)	2000
Greg Brown	S	Texas	2001
Jonathan Brown	DE	Tennessee	1999
Keith Brown	RB	UCLA	2000
Josh Buhl	LB	Kansas State	2005
Joe Burch*	C	Texas Southern	1994
Bryce Burnett	TE	San Jose State	1995
Antwon Burton*	DT	Temple	2006-07
Hillary Butler*	LB	Washington	1997-98

C

Steve Cargile*	S	Columbia	2006-07
Dwayne Carswell†	TE	Liberty	1994
Byron Chamberlain†	TE	Wayne State	1995
Tyson Clabo*	G	Wake Forest	2004
Brian Clark*	WR	North Carolina State	2006
Darius Clark*	S	Duke	2000-01
Cedric Cobbs*	RB	Arkansas	2005
George Coghill*	S	Wake Forest	1997
KaRon Coleman*	RB	Stephen F. Austin	2000
Andre Cooper*	WR	Florida State	1998
Curome Cox*	S	Maryland	2004-05
Romar Crenshaw	WR	S.E. Oklahoma State	2004

D

David Diaz-Infante*	C/G	San Jose State	1995
Matt Dominguez*	WR/TE	Sam Houston State	2001
Kevin Drake	WR	Alabama-Birmingham	2000
Wesley Duke*	TE	Mercer	2005

E

Nick Eason*	DT	Clemson	2004
Jamal Ellis	CB	Duke	1995-96
Mitch Erickson	G	South Dakota State	2008
Paul Ernster*	K/P	Northern Arizona	2005
Greg Eslinger*	C	Minnesota	2007-08
Blake Ezor*	RB	Michigan State	1990

F

John Feugill	T	Maryland	2000-01
Mark Fenton	G	Colorado	2007
Dan Finn	G	Northern Arizona	1998
Mark Flythe	DE	Penn State	1992
John Paul Foschi*	TE	Georgia Tech	2004
Jayson Foster	WR	Georgia Southern	2008

G

Tom Gallagher	OL	Washington	1994
David Gamble*	WR	New Hampshire	1997
George Gause	DE	South Carolina	2005
Ron Geater*	NT	Iowa	1992
Don Gibson	NT	USC	1991
Cory Gilliard	S	Ball State	1997
Amon Gordon**	DT	Stanford	2006
Bucky Greeley	C	Penn State	1996
Louis Green*	LB	Alcorn State	2003-04
Paul Green*	TE	USC	1989
Reggie Green	G	Florida	1996

H

Darrell Hackney*	QB	Alabama-Birmingham	2007-08
Andre Hall*	RB	South Florida	2006
Ken Hall	T	Fresno State	1994
Ricky Hall	WR	Virginia Tech	2001
Darrell Hamilton*	T	North Carolina	1989
Olaf Hampel	OL	No college	1993
Atnaf Harris	WR	Cal State Northridge	2003
Steven Harris*	DT	Florida	2007-08
Herb Haygood*	WR	Michigan State	2002
Pat Hegarty	QB	Texas-El Paso	1989
Brad Henke*	NT	Arizona	1989
Kelly Herndon**	CB	Toledo	2001
Steve Herndon*	G	Georgia	2000
Chris Howard*	RB	Michigan	1998
Rob Hunt	C/G	North Dakota State	2005-06
Robert Hunt	G/T	Virginia	1999

J

Corey Jackson*	DE	Nevada	2005
Larry Jackson*	DE	Texas A&M	1995
Nate Jackson*	TE/WR	Menlo College	2003
Shane Jasper	LB	UCLA	1995
Barry Johnson*	WR	Maryland	1991
Jim Johnson	T	Michigan State	1992
Kyle Johnson**	FB	Syracuse	2003
Chris Jones	S	Clemson	1999
John Jones	G	Kansas	1996

K

John Kacherski*	LB	Ohio State	1992
Doug Karczewski	G	Virginia	1999
Kliff Kingsbury*	QB	Texas Tech	2005

L

Michael Lies	T	Kansas	2001
--------------	---	--------	------

M

Matt Mauck*	QB	Louisiana State	2004
Glenn Martinez*	WR	Saginaw Valley State	2007
Grant Mattos*	WR	Southern California	2004
Villami Maumau*	DT	Colorado	1998-99
Ryan McBean*	DE	Oklahoma State	2008
Ryan McCoy	LB	Houston	1994
Paris McCurdy	LB	Ball State	1990
Marquay McDaniel	WR	Hampton	2007
Phil McGeoghan*	WR	Maine	2001
Bryant McNeal	DE	Clemson	2004
Jeff Mickel	OL	Eastern Washington	1989
Billy Miller**	WR/TE	Southern California	1999
Brandon Miree*	RB	Pittsburgh	2005
Scottie Montgomery*	WR	Duke	2000-01
Jason Moore*	S	San Diego State	1999
Shawn Moore*	QB	Virginia	1991
Rashod Moulton	CB	Fort Valley State	2008
Mark Murray*	LB	Florida	1991
Chris Myers*	C/G	Miami (Fla.)	2005

N

Tom Nalen†	C	Boston College	1994
Damien Nash*	RB	Missouri	2006
Doug Nienhuis	T	Oregon State	2006
Tori Noel	S	Tennessee	1998

O

Scot Osborne	TE	William & Mary	2001
Willie Oshodin*	DE	Villanova	1992

P

Brent Parkinson	OL	USC	1991
Preston Parsons*	QB	Northern Arizona	2006
Erik Pears**	T	Colorado State	2005
P.J. Pope**	RB	Bowling Green State	2008
Marcus Price	T	Louisiana State	1996
Greg Primus	WR	Colorado State	1993

R

Antwaun Rogers	CB	Purdue	2005
Roderick Rogers*	S	Wisconsin	2007-08
D.J. Renteria	DT	New Mexico	2004
Chase Raynock	T	Montana	2000
Frank Rice	WR	Colorado State	2002
Barry Rose*	WR	Wisc.-Stevens Point	1993
Glenn Rountree	G	Clemson	1999

S

Blaine Saipaia*	C	Colorado State	2003
Ron Sancho	LB	Louisiana State	1989
Cecil Sapp*	RB	Colorado State	2003-04
Jason Scukanec	C	Brigham Young	2002
Josh Sewell	C/G	Nebraska	2004
Jeff Shoate*	CB	San Diego State	2006
Rod Smith†	WR	Missouri Southern	1994
Donnie Spragan**	LB	Stanford	2001
Tim Stallworth*	WR	Washington State	1990
Deon Strother*	RB	USC	1994
John Sullins*	LB	Alabama	1992
Jason Suttle*	CB	Wisconsin	1999-2000
Justin Swift*	TE	Kansas State	1999
Jashon Sykes**	LB	Colorado	2002

T

Maa Tanuvasa**	DL	Hawaii	1995
Cedric Tillman*	WR	Alcorn State	1992
Mark Thomas	TE	North Carolina State	2001
Marvin Thomas	DE	Memphis	1998
Brad Trout	S	Valdosta State	1999

BRONCOS ALL-TIME PRACTICE SQUAD ROSTER, CONT.

U			
Chad Upshaw	Buffalo		2007
V			
Bradlee Van Pelt*	QB	Colorado State	2004
Cameron Vaughn	LB	Louisiana State	2006
Tony Veland*	S	Nebraska	1996
W			
Larry Wallace	WR	USC	1996
Cliff Washburn	T	The Citadel	2007
Edwin Watson	RB	Purdue	1999
Chris Watton	G	Baylor	2002-03

Jason Watts	C	Kentucky	1999
Austin Wheatley	TE	Iowa	2001
Paul Wiggins	T	Oregon	1999
Brandon Williams	CB	Michigan	2003
Clarence Williams	TE	Washington State	1993
Kevin Williams	RB	UCLA	1993
Wayne Williams	RB	Florida	1989
Matthew Willis*	WR	UCLA	2008
Sir Mawn Wilson*	WR	Syracuse	1997
Travis Wilson*	WR	Oklahoma	2008
Y			
Phil Yeboah-Kodie	LB	Penn State	1996
Chris Young*	S	Georgia Tech	2002

ALL-TIME PRACTICE SQUAD ROSTER, BY YEAR

List includes players who spent time on the practice/developmental squad since its creation in 1989.

Key: *Made a team's 53-man roster during a season; **Became a starter in his NFL career; †Made at least one Pro Bowl.

1989			
Paul Green*	TE	USC	
Darrell Hamilton	T	North Carolina	
Pat Hegarty	QB	Texas-El Paso	
Brad Henke	NT	Arizona	
Jeff Mickel	OL	Eastern Washington	
Ron Sancho	LB	Louisiana State	
Wayne Williams	RB	Florida	
1990			
Scott Beavers*	OL	Georgia Tech	
Blake Ezor	RB	Michigan State	
Paris McCurdy	LB	Ball State	
Tim Stallworth*	WR	Washington State	
1991			
Don Gibson	NT	USC	
Barry Johnson*	WR	Maryland	
Shawn Moore*	QB	Virginia	
Mark Murray*	LB	Florida	
Brent Parkinson	OL	USC	
1992			
Mark Flythe	DE	Penn State	
Ron Geater*	NT	Iowa	
Jim Johnson	T	Michigan State	
John Kacherski*	LB	Ohio State	
Willie Oshodin*	DE	Villanova	
John Sullins*	LB	Alabama	
Cedric Tillman*	WR	Alcorn State	
1993			
Ronnie Bradford**	CB	Colorado	
Olaf Hampel	OL	No college	
Greg Primus	WR	Colorado State	
Barry Rose*	WR	Wisconsin-Stevens Point	
Clarence Williams	TE	Washington State	
Kevin Williams	RB	UCLA	
1994			
Joe Burch*	C	Texas Southern	
Dwayne Carswell†	TE	Liberty	
Tom Gallagher	OL	Washington	
Ken Hall	T	Fresno State	
Ryan McCoy	LB	Houston	
Tom Nalen†	C	Boston College	
Rod Smith†	WR	Missouri Southern	
Deon Strother*	RB	Southern California	

1995			
Bryce Burnett	TE	San Jose State	
Byron Chamberlain†	TE	Wayne State	
David Diaz-Infante*	C/G	San Jose State	
Jamal Ellis	CB	Duke	
Larry Jackson*	DE	Texas A&M	
Shane Jasper	LB	UCLA	
Maa Tanuvasa**	DL	Hawaii	
Phil Yeboah-Kodie	LB	Penn State	
1996			
Joe Abdullah	RB	Pacific	
Jamal Ellis	CB	Duke	
Bucky Greeley	C	Penn State	
Reggie Green	G	Florida	
John Jones	G	Kansas	
Marcus Price	T	Louisiana State	
Tony Veland*	S	Nebraska	
Larry Wallace	WR	USC	
1997			
Chris Banks*	G	Kansas	
Randy Bierman	OL	Illinois	
Hillary Butler*	LB	Washington	
George Coghill*	S	Wake Forest	
David Gamble*	WR	New Hampshire	
Cory Gilliard	S	Ball State	
Sir Mawn Wilson*	WR	Syracuse	
1998			
Curtis Alexander	RB	Alabama	
Hillary Butler*	LB	Washington	
Andre Cooper*	WR	Florida State	
Dan Finn	G	Northern Arizona	
Chris Howard*	RB	Michigan	
Viliami Maumau*	DT	Colorado	
Tori Noel	S	Tennessee	
Marvin Thomas	DE	Memphis	
1999			
Jeremy Akers	G	Notre Dame	
Jonathan Brown	DE	Tennessee	
Robert Hunt	G/T	Virginia	
Chris Jones	S	Clemson	
Doug Karczewski	G	Virginia	
Viliami Maumau*	DT	Colorado	
Billy Miller**	WR/TE	USC	

ALL-TIME PRACTICE SQUAD ROSTER, BY YEAR, CONT.

Jason Moore*	S	San Diego State	
Glenn Rountree	G	Clemson	
Jason Suttle*	CB	Wisconsin	
Justin Swift*	TE	Kansas State	
Brad Trout	S	Valdosta State	
Edwin Watson	RB	Purdue	
Jason Watts	C	Kentucky	
Paul Wiggins	T	Oregon	
2000			
Jamie Baisley	LB	Indiana	
Jon Blackman	T	Purdue	
DeAuntae Brown	CB	Central State (Ohio)	
Keith Brown	RB	UCLA	
Darius Clark*	S	Duke	
KaRon Coleman*	RB	Stephen F. Austin	
Kevin Drake	WR	Alabama-Birmingham	
John Feugill	T	Maryland	
Steve Herndon*	G	Georgia	
Scottie Montgomery*	WR	Duke	
Jason Suttle*	CB	Wisconsin	
2001			
Cyron Brown*	DT	Western Illinois	
Greg Brown	S	Texas	
Darius Clark*	S	Duke	
Matt Dominguez*	WR/TE	Sam Houston State	
John Feugill	T	Maryland	
Ricky Hall	WR	Virginia Tech	
Kelly Herndon**	CB	Toledo	
Michael Lies	T	Kansas	
Phil McGeoghan*	WR	Maine	
Scottie Montgomery*	WR	Duke	
Scot Osborne	TE	William & Mary	
Donnie Spragan**	LB	Stanford	
Mark Thomas	TE	North Carolina State	
Austin Wheatley	TE	Iowa	
2002			
Charlie Adams*	WR	Hofstra	
Herb Haygood*	WR	Michigan State	
Frank Rice	WR	Colorado State	
Jason Scukanec	C	Brigham Young	
Jashon Sykes**	LB	Colorado	
Chris Watton	G	Baylor	
Chris Young*	S	Georgia Tech	
2003			
Charlie Adams*	WR	Hofstra	
Luis Almanzar*	DT	Southwest Missouri St.	
Louis Green*	LB	Alcorn State	
Atnaf Harris	WR	Cal State Northridge	
Nate Jackson*	WR	Menlo College	
Kyle Johnson**	FB	Syracuse	
Blaine Saipaia*	C	Colorado State	
Cecil Sapp*	RB	Colorado State	
Chris Watton	G	Baylor	
Brandon Williams	CB	Michigan	
2004			
Santonio Beard	RB	Alabama	
Kris Briggs	RB	Southern Methodist	
Tyson Clabo*	G	Wake Forest	
Curome Cox*	CB	Maryland	
Romar Greshaw	WR	S.E. Oklahoma State	
Nick Eason*	DT	Clemson	
John Paul Foschi*	TE	Georgia Tech	
Louis Green*	LB	Alcorn State	
Grant Mattos*	WR	Southern California	

Matt Mauck*	QB	Louisiana State	
Bryant McNeal	DE	Clemson	
D.J. Renteria	DT	New Mexico	
Cecil Sapp*	RB	Colorado State	
Josh Sewell	C/G	Nebraska	
Bradlee Van Pelt*	QB	Colorado State	
2005			
Josh Buhl	LB	Kansas State	
Cedric Cobbs*	RB	Arkansas	
Curome Cox*	S	Maryland	
Wesley Duke*	TE	Mercer	
Paul Ernster*	K/P	Northern Arizona	
George Gause	DE	South Carolina	
Rob Hunt	C/G	North Dakota State	
Corey Jackson*	DE	Nevada	
Kliff Kingsbury*	QB	Texas Tech	
Brandon Miree*	RB	Pittsburgh	
Chris Myers*	C/G	Miami (Fla.)	
Erik Pears**	T	Colorado State	
Antwaun Rogers	CB	Purdue	
2006			
Thump Belton*	FB	Syracuse	
Antwon Burton*	DT	Temple	
Steve Cargile*	S	Columbia	
Brian Clark*	WR	North Carolina State	
Arnon Gordon**	DT	Stanford	
Andre Hall*	RB	South Florida	
Rob Hunt	G/C	North Dakota State	
Damien Nash*	RB	Missouri	
Doug Nienhuis*	T	Oregon State	
Preston Parsons*	QB	Northern Arizona	
Jeff Shoate*	CB	San Diego State	
Cameron Vaughn	LB	Louisiana State	
2007			
Michael Bozeman	DT	Mississippi	
Carlton Brewster	WR	Ferris State	
Antwon Burton*	DT	Temple	
Steve Cargile*	S	Columbia	
Greg Eslinger*	C	Minnesota	
Mark Fenton	G	Colorado	
Darrell Hackney*	QB	Alabama-Birmingham	
Steven Harris*	DT	Florida	
Glenn Martinez*	WR	Saginaw Valley State	
Marquay McDaniel	WR	Hampton	
Roderick Rogers*	S	Wisconsin	
Chad Upshaw	T	Buffalo	
Cliff Washburn	T	The Citadel	
2008			
Matthias Askew*	DT	Michigan State	
Josh Barrett**	S	Arizona State	
Steve Baylark	RB	Massachusetts	
Joshua Bell**	CB	Baylor	
Cory Boyd*	RB	South Carolina	
Mitch Erickson	G	South Dakota State	
Greg Eslinger*	C	Minnesota	
Jayson Foster	WR	Georgia Southern	
Darrell Hackney*	QB	Alabama-Birmingham	
Steven Harris*	DT	Florida	
Ryan McBean*	DT	Oklahoma State	
Rashod Moulton	CB	Fort Valley State	
P.J. Pope**	RB	Bowling Green State	
Roderick Rogers*	S	Wisconsin	
Matthew Willis*	WR	UCLA	
Travis Wilson*	WR	Oklahoma	

HISTORICAL HIGHLIGHTS

1959

AUGUST 14 — First American Football League organizational meeting held in Chicago. Denver, with Bob Howsam as its principal owner, named as a charter member along with New York, Dallas, Los Angeles, Minneapolis and Houston. **NOVEMBER 22** — First player selection draft held through 32 rounds. Denver's first pick is Roger LeClerc, center, Trinity. **DECEMBER 1** — Dean Griffing named general manager of the Broncos.

1960

JANUARY 1 — Frank Filchock named first head coach of the Broncos. **JANUARY 30** — Denver placed in AFL's western division with Dallas, Oakland and Los Angeles. **JULY** — First Bronco training camp opens at Colorado School of Mines. **SEPTEMBER 9** — After losing all five pre-season games, the Broncos become the first AFL victor when they defeat the Patriots in Boston in history's first AFL game, 13-10. Attendance — 21,597. **OCTOBER 2** — Broncos play first home game in Bears Stadium, defeat Oakland, 31-14, before crowd of 18,372. **DECEMBER** — Offensive End Lionel Taylor, Defensive Tackle Bud McFadin and Safety Goose Gonsoulin all named to first official all-AFL team.

1961

MAY 26 — Bob and Lee Howsam, original principal owners of the Broncos, sell their stock to a new syndicate headed by Cal Kunz and Gerry Phipps. **JUNE 1** — Cal Kunz named president and operating head of Empire Sports. **DECEMBER** — Lionel Taylor sets professional record with 100 pass receptions for season. Taylor and Bud McFadin named to all-AFL team. **DECEMBER** — Frank Filchock released as Broncos head coach.

1962

FEBRUARY 1 — Jack Faulkner hired as Broncos head coach. **JULY 1** — Dean Griffing released as Broncos general manager. Faulkner named to dual post as head coach and general manager. **JULY** — Public burning ceremony of Broncos' notorious vertically striped socks at Broncos' intra squad game. **DECEMBER** — Jack Faulkner named coach of the year in AFL. Gene Mingo sets professional field goal record of 27 in a season. Eldon Danenhauer, Lionel Taylor, Goose Gonsoulin and Bob Zeman named to all-AFL team.

1963

DECEMBER — Billy Joe named AFL Rookie of the Year. Goose Gonsoulin is the only Bronco to make the all-AFL team. Lionel Taylor wins fourth consecutive pass receiving title.

1964

JANUARY — Broncos and Jets complete historic nine-player trade, largest ever made in the AFL. Broncos send Gene Prebola, Wahoo McDaniel, Gordy Holz and Bob Zeman to Jets for Dick Guesman, Ed Cooke, Charlie Janerette, Jim Price and Sid Fournet. **OCTOBER 4** — Jack Faulkner released as head coach. **OCTOBER 5** — Mac Speedie accepts appointment as interim head coach. **DECEMBER 12** — Mac Speedie named head coach. **DECEMBER** — Jim Fraser wins third consecutive punting title. Willie Brown named to all-AFL team.

1965

FEBRUARY 15 — Gerald and Allan Phipps purchase 52 percent of the stock of Empire Sports, thus giving them virtually 100 percent ownership and saving the Bronco franchise for Denver. **MARCH 5** — Record sale of 941 season tickets in one day. **APRIL 1** — Season ticket drive goal of 20,000 sales reached. Figure to reach 22,000 by May 1. **MAY 17** — Allan Phipps named president of Empire Sports, Inc. Gerry Phipps re-named Chairman of the Board. **MAY 29** — Jim Burris, Bears general manager, named executive vice-president of Empire Sports. **DECEMBER 12** — Lionel Taylor makes the 500th catch of his career in game against Boston to become the first AFL player to top this figure. **DECEMBER** — Tackle Eldon Danenhauer, Split End Lionel Taylor and Fullback Cookie Gilchrist named to the all-AFL team. Lionel Taylor wins fifth pass receiving crown and Abner Haynes wins league kickoff return championship.

1966

JUNE 8 — Merger of American and National Leagues announced. **SEPTEMBER 19** — Ray Malavasi named Head Coach of the Broncos. **DECEMBER** — John Bramlett, Goose Gonsoulin, Bob Scarpetto and Jerry Sturm chosen to play in AFL All-Star contest in January. **DECEMBER 19** — Lou Saban signs a 10-year contract as General Manager and Head Coach of the Denver Broncos.

1967

MARCH 1 — Broncos move to new suburban executive offices with adjacent practice field and locker room facilities for both preseason and regular season training. **MARCH 17** — Metropolitan Denver voters turn down stadium bond issue, but Bronco fans immediately organize for fundraising drive to improve Bears Stadium and keep Broncos in Denver. **MAY 17** — Floyd Little, Denver's No. 1 draft choice, signs with Broncos. Little becomes the first No. 1 choice to sign with Denver in the history of the club. **AUGUST 5** — Broncos defeat Detroit Lions 13-7 in preseason game at DU for AFL's first win over the NFL. **AUGUST 15** — Quarterback Steve Tensi acquired from San Diego for first round draft choices in both 1968 and 1969. **DECEMBER** — Floyd Little paces AFL in punt returning with a 16.9 average. Bob Scarpetto repeats as punt leader with a 44.9 norm. Flanker Al Denson selected All League in player balloting.

1968

JANUARY — Flanker Al Denson, defensive tackle Dave Costa, center Larry Kaminski and cornerback Nemiah Wilson participate in AFL All-Star Game. Lou Saban and staff coach the West stars. **FEBRUARY** — Civic drive to raise \$1.8 million ends successfully and City of Denver receives stadium as a gift after purchase of the facility from Empire Sports, Inc. by non-profit group. Construction begins on 16,000 seat upper deck that will raise capacity to 50,000 for 1968 season. **SEPTEMBER 21** — Broncos move into new administrative building at 5700 Logan Street. **DECEMBER 14** — Bears Stadium is officially re-named Denver Mile High Stadium.

1969

JANUARY 19 — Dave Costa, Rich Jackson and Floyd Little participate in AFL All-Star Game in Jacksonville, Fla. **DECEMBER** — Floyd Little and Rich Jackson named first-team All League. **DECEMBER** — Bill Thompson (rookie) tops AFL list in punt and kickoff returns, becoming the first player in NFL history to ever hold both titles.

1970

JANUARY 17 — Rich Jackson, Dave Costa, Floyd Little, Mike Current and George Goeddeke play in All-Star Game on West team. **SEPTEMBER** — Season ticket sale hits record number of 43,584. **DECEMBER 20** — Floyd Little gains 44 yards to win American Conference rushing title with 901 yards. It marked his first rushing crown and the first season that Little played in all 14 games.

1971

JANUARY — Richard Jackson named to official National Football League all-star team. **JANUARY** — Richard Jackson and Floyd Little make starting lineups for American Conference in first AFC-NFC Pro Bowl game. **MAY 12** — Broncos stop sale of season tickets at record 47,500. **OCTOBER 24** — Denver coach Lou Saban and the Broncos down Cleveland 27-0. It was the first time the Browns were shutout since 1952 and marked Saban's last victory as Bronco coach. **NOVEMBER 17** — Lou Saban resigns as head coach of Broncos, a position he had held for five years. Offensive line coach Jerry Smith is named interim head coach. Saban, in December, resigns as General Manager to return to Buffalo Bills as head coach. **DECEMBER 19** — Floyd Little completes 79 yards against Raiders in Oakland to finish as pro football's top runner with 1,133 yards. Little also becomes first Bronco to rush for more than 1,000 yards in a season.

1972

JANUARY 5 — John Ralston, successful head coach at Stanford, is announced as Denver's new head coach. He later adds the title of general manager. **MARCH 16** — For the first time in the history of Denver professional football, there will be no public sale of season tickets, it is reported. Season ticket holders renewed 46,500 of the 47,500 available season tickets and further exercised their option for 8,000 additional tickets. **APRIL 5** — Long-time Rocky Mountain Empire Sports employee Earl Hartman dies of cancer. Hartman was Treasurer of Empire Sports and Business Manager of the Broncos at the time of his death.

1973

MARCH 3 — Season ticket holders renew 47,800 of 48,000 season tickets to assure Denver again of having no public sale of season tickets. **OCTOBER 14** — Charley Johnson also becomes the 18th quarterback in pro football history to go over 20,000 yards lifetime as he throws for 214 yards and three TDs to Haven Moses in a 48-20 win in Houston. **OCTOBER 22** — With "Orange Monday" banners waving, the Broncos perhaps play the most important game to date in the club's history against Oakland on national television. Denver comes back to knot the contest, 23-23, on a 35-yard field goal by Jim Turner. **NOVEMBER 25** — Denver defeats Kansas City, 14-10, to take over first place in the AFC West with three games to go. The win moves the Broncos to 6-3-2 — the six victories mark the second best mark ever for a Denver team to date. **DECEMBER 9** — Denver 42, San Diego 28! The Broncos are winners at last as Denver clinches the team's seventh victory of the season, assuring the club of a winning record for the first time.

1974

JANUARY — Four Broncos (Floyd Little, Haven Moses, Riley Odoms and Paul Smith) are invited to play in the Pro Bowl. John Ralston is named AFC Coach of the Year for guiding Denver to its first winning season ever. Odoms is named All-Pro by NEA. **SEPTEMBER 10** — Denver voters pass a \$25 million bond issue to expand and improve Mile High Stadium to over 75,000 seats. The stadium was projected to be finished in time for the 1976 regular season. **SEPTEMBER 22** — The Broncos and the Pittsburgh Steelers play in the first regular-season overtime game as a 35-35 score was present at the end of regulation play. Neither team scored in the sudden death period. **NOVEMBER 28** — Before a television audience estimated at 35 million, the Broncos riddle the Detroit Lions 31-27 on Denver's first Thanksgiving Day game in Detroit. **DECEMBER 8** — Denver assures itself of its second consecutive winning season, and Otis Armstrong sets a single-game rushing mark of 183 yards as the Broncos down Houston 37-14. **DECEMBER 15** — Otis Armstrong finishes the season with 1,407 yards and the NFL rushing title, becoming one of a half dozen players ever to average more than 100 yards per game in pro football.

1975

JANUARY — Otis Armstrong and Riley Odoms represent the Broncos in the annual Pro Bowl contest in Miami, Fla. **FEBRUARY** — Expansion of Mile High Stadium begins, and it will provide 63,500 seating capacity for the 1976 season and an ultimate capacity of 75,000 in 1977. **DECEMBER 14** — Floyd Little winds up his career as the seventh all-time rusher in the NFL with 6,323 career yards.

1976

JANUARY 26 — Tight end Riley Odoms and linebacker Randy Gradishar are the Broncos representatives in the Pro Bowl in New Orleans. **MARCH 28** — Quarterback Charley Johnson announces his retirement from the National Football League after a 15-year career. Johnson led the club to its first two winning seasons in 1973 and 1974. **JUNE 27** — Lyle Alzado is one of three finalists for the Man of the Year Award and Rick Upchurch is honored as the American Conference Offensive Rookie of the Year by the NFL Players Association. **SEPTEMBER 26** — Rick Upchurch ties an NFL record by returning two punts for touchdowns in a 44-13 win over the visiting Cleveland Browns. **OCTOBER 24** — Rick Upchurch ties an NFL record with his fourth punt return touchdown of the season in a 35-26 win over Kansas City. **NOVEMBER 7** — With two field goals and six extra points, Jim Turner becomes the fifth player in pro football history to surpass 1,200 points. **NOVEMBER 14** — Denver shuts out San Diego, 17-0, marking the first time the club has recorded two shutouts in one season. Denver had shut out the Chargers 26-0 Oct. 3. **DECEMBER 12** — The Broncos stop Chicago, 28-14, for their ninth win of the season, marking the highest total in Denver history. Otis Armstrong rushes for 116 yards to reach 1,008 for the season, his second 1,000-yard campaign in his career. **DECEMBER 18** — Fred Gehrke, long-time Bronco administrator, is named general manager.

1977

JANUARY 17 — Rick Upchurch and Otis Armstrong are the Broncos' participants in the annual AFC-NFC Pro Bowl in Seattle. **JANUARY 31** — John Ralston resigns as Head Coach of the Denver Broncos. **FEBRUARY 1** — Robert (Red) Miller, a former Broncos assistant coach, is named as the team's eighth head coach. **JUNE 12** — Lyle Alzado is named winner of the National Football League Players Association's Byron "Whizzer" White Award as the group's Man of the Year. **OCTOBER 16** — Pushing their season record to 5-0, the Broncos use seven interceptions and a touchdown pass to kicker Jim Turner to trounce the defending world champion Oakland Raiders, 30-7. **NOVEMBER 27** — In a showdown of the two best records in the NFL, the Broncos get a 73-yard interception return for a touchdown by Tom Jackson to dump Baltimore, 27-13, and run their record to 10-1. **DECEMBER 4** — With a 24-14 win at Houston, the Broncos clinch a playoff berth, the first in the club's history. Later in the day, the Broncos clinch the AFC Western Division championship when the Raiders fall to the Los Angeles Rams. **DECEMBER 18** — The Broncos lose to Dallas in the regular-season finale, 14-6, but post the best record

HISTORICAL HIGHLIGHTS, CONT.

in the history of the franchise, 12-2, tied with Dallas for the best in the NFL. **DECEMBER 24** — Before the largest crowd ever to watch a sporting event in the state of Colorado, 75,011, the Broncos stop the Pittsburgh Steelers in the first round of playoff action, 34-21.

1978

JANUARY 1 — In a hard-fought game at Mile High Stadium, the Broncos dethrone the Raiders, 20-17, for the AFC championship and a trip to the Super Bowl in New Orleans. **JANUARY 15** — The Broncos fall to the Cowboys, 27-10, in Super Bowl XII. **JANUARY 23** — Lyle Alzado, Randy Gradishar, Tom Jackson, Billy Thompson and Louis Wright represent the Broncos in the Pro Bowl, the largest Denver contingent to date. **MARCH** — Only 143 season tickets are not renewed, a new all-time low. **DECEMBER 3** — The Broncos win by 21-6 score at Oakland, holding the Raiders without a touchdown for the second time in the season to move within one game of AFC West crown. **DECEMBER 10** — Denver downs Kansas City, 24-3, winning its second consecutive division championship, as QB Craig Morton goes 19-for-22 with 16 consecutive completions, both second best all-time NFL marks. **DECEMBER 30** — Denver loses in the playoffs to the eventual Super Bowl-champion Pittsburgh Steelers, 33-10.

1979

JANUARY 29 — The Broncos are represented by an all-time high of seven players in the Pro Bowl—Lyle Alzado, Randy Gradishar, Tom Jackson, Riley Odoms, Bill Thompson, Rick Upchurch and Louis Wright. **MARCH** — Only 161 season tickets are not renewed, virtually assuring the Broncos of their tenth consecutive sellout season. **NOVEMBER 11** — Rick Upchurch becomes the all-time pro football record holder in career punt return yardage. He set the record vs. New England, surpassing the late Emlen Tunnell's total of 2,209 yards. **DECEMBER 17** — Denver clinches a playoff berth for the third consecutive year. **DECEMBER 23** — Denver loses in a Wild Card Game at Houston, 13-7.

1980

JANUARY 27 — The Broncos are represented in the Pro Bowl by Randy Gradishar, Tom Jackson, Rick Upchurch and Louis Wright. **MARCH** — Only 146 season tickets are not renewed for 1980, virtually assuring the club of its 11th consecutive sellout campaign. **OCTOBER 5** — Randy Gradishar returns an interception 93 yards for a touchdown vs. Cleveland, the longest such return in team history and the NFL's longest for 1980 season. **OCTOBER 13** — Fred Steinfort kicks a 57-yard field goal against Washington, tying record for third-longest kick in NFL history.

1981

JANUARY — Fred Steinfort is named by Pro Football Weekly as that publication's Golden Toe Award winner for the 1980 season, having tied for the league lead with 26 field goals. **FEBRUARY 25** — Edgar F. Kaiser Jr. is introduced as the new owner of the Denver Broncos, having purchased the club from principal owners Gerald H. Phipps and Allan R. Phipps. **MARCH 10** — Grady Alderman is named new General Manager and Dan Reeves is named as the new Head Coach. **MARCH** — The Broncos are sold out for their 12th consecutive season. **SEPTEMBER** — Craig Morton throws four touchdown passes in each of two consecutive games, vs. Baltimore and San Diego, a first in franchise history. Wide receiver Steve Watson ties a team record with three touchdown receptions against the Colts on September 20. **NOVEMBER 22** — Watson catches a touchdown pass at Cincinnati to set a new team record with 13 touchdown catches in one season. **DECEMBER 20** — Watson gains 82 yards on receptions at Chicago, establishing a new Broncos single season mark with 1,244 reception yards. Morton sets single-season Broncos records for yards gained (3,213), yards passing (3,195) and average gain per play (8.37) while Watson leads the AFC in reception yardage (1,244) and touchdown receptions (13).

1982

JANUARY 31 — The Broncos are represented in the Pro Bowl by Randy Gradishar, Bob Swenson, Bill Thompson and Steve Watson. **MARCH** — Only 49 season ticket accounts are not renewed for 1982, virtually assuring the Broncos of their 13th consecutive sellout season in Mile High Stadium. **SEPTEMBER 21** — The NFL Players Association begins the first regular-season strike in NFL history, resulting in the cancellation of games for eight consecutive weeks. **DECEMBER 3** — Hein Poulus is named Vice President and General Manager of the Broncos. **DECEMBER 19** — Rick Upchurch returns a punt 78 yards for a touchdown against Kansas City to tie the then all-time pro football record of eight career touchdowns on punt returns.

1983

JANUARY 3 — Final NFL statistics show Rick Upchurch as the NFL's punt return leader with a 16.1 average and Luke Prestridge as the league's leading punter with a 45.0 average. **FEBRUARY 6** — The Broncos are represented in the Pro Bowl game by Randy Gradishar, Luke Prestridge and Rick Upchurch. **MARCH 15** — Only 89 season ticket accounts are not renewed for 1983, virtually assuring the Broncos of their 14th consecutive sellout season in Mile High Stadium. **MAY 2** — In the biggest trade in franchise history, Denver acquires quarterback John Elway, the first player taken in the NFL draft, and signs him to a five-year contract. **DECEMBER 11** — Elway throws three fourth-quarter touchdown passes to erase a 19-0 deficit and lead the Broncos to a 21-19 playoff-clinching win over Baltimore. This marks the fourth Broncos appearance in playoff competition. **DECEMBER 24** — Denver loses its Wild Card Playoff Game at Seattle, 31-7.

1984

JANUARY 29 — Randy Gradishar makes his seventh Pro Bowl appearance. Louis Wright also is named to the AFC Pro Bowl team but is unable to play because of a fractured finger. **MARCH** — Only 146 season ticket accounts are not renewed for 1984, virtually assuring the Broncos of their 15th consecutive sellout season in Mile High Stadium. **MARCH 23** — Pat Bowlen is introduced as the new owner of the Denver Broncos, assuming the title of President and Chief Executive Officer. **NOVEMBER 18** — The Broncos beat Minnesota 42-21 for the club's 10th consecutive victory, a team record. John Elway ties a Denver record throwing five touchdown passes in the game. **DECEMBER 15** — Denver wins its 13th game of the season, the most in Broncos history, and captures the AFC West crown with a 31-14 win over Seattle. Sammy Winder finishes the season with 1,153 yards rushing, and Steve Watson gains 1,170 yards receiving — the first time Denver has had 1,000-yard performers in both categories in the same season. **DECEMBER 30** — Pittsburgh defeats Denver 24-17 in a Divisional Playoff Game.

1985

JANUARY 27 — Sammy Winder represents the Broncos in the Pro Bowl. **FEBRUARY 18** — Owner Pat Bowlen names John Beake as General Manager and Dan Reeves as Vice President of the club. **MARCH** — Only 82 season ticket accounts are not renewed for the 1985 season, virtually assuring the Broncos of their 16th consecutive sellout session in Mile High

Stadium. **DECEMBER 20** — Denver beats Seattle 27-24 to close out the season at 11-5. The Broncos set season records with total yards (5,496) and total points (380). John Elway, who threw for 432 yards against Seattle, set Denver records for total offense (4,144 yards) and passing yards (3,891) for the season, and Karl Mecklenburg's 13 quarterback sacks also set a new Bronco standard.

1986

FEBRUARY 2 — The Broncos are represented by four players in the Pro Bowl—Rulon Jones, Karl Mecklenburg, Dennis Smith and Louis Wright. **FEBRUARY 26** — Owner Pat Bowlen holds ground breaking ceremonies for 60 luxury Penthouse Suites to be built atop Mile High Stadium's fifth level. **MARCH** — Only 127 season ticket accounts are not renewed for the 1986 season, virtually assuring the Broncos of their 17th consecutive sellout season in Mile High Stadium. **OCTOBER 12** — The Broncos post a 31-14 win over San Diego to equal the best start in team history with 6-0 record. **DECEMBER 13** — Denver, which had clinched AFC Western Division title by virtue of a Seattle win over Los Angeles the previous Monday night, clinches homefield advantage for first playoff game by defeating Washington, 31-30. **DECEMBER 20** — The Broncos conclude regular-season play with their second consecutive 11-5 record. Thirty-five individual and team records are set by the Broncos in 1986. DE Rulon Jones was named the AFC Defensive Player of the Year by UPI, and LB Karl Mecklenburg was named the AFC Player of the Year by the Football News.

1987

JANUARY 4 — The Broncos post a 22-17 playoff win against New England before 76,105, the largest crowd ever to watch a Denver home game. **JANUARY 11** — The Broncos post a thrilling, 23-20 overtime win over the Cleveland Browns to win the AFC championship and earn a trip to Super Bowl XXI. **JANUARY 18** — A crowd of over 63,000 attends a Mile High Stadium rally before the team's departure for Pasadena. **JANUARY 25** — The Broncos lose to the New York Giants by a 39-20 score in Super Bowl XXI, a game watched by 101,063 at the Rose Bowl and played before a national television audience of 127,000,000. In addition, the game was televised live in 53 other nations. **JANUARY 26** — More than 100,000 fans welcome the Broncos home in a parade through downtown Denver. **FEBRUARY 1** — Six Broncos play in the Pro Bowl—Keith Bishop, John Elway, Rulon Jones, Karl Mecklenburg, Dennis Smith and Sammy Winder. **MARCH** — Only 58 season ticket accounts are not renewed for the 1987 season, virtually assuring the Broncos of their 18th consecutive sellout season in Mile High Stadium, the longest sellout streak in the AFC and the second longest in the NFL. **AUGUST 9** — The Broncos lose 28-27 to the Los Angeles Rams in American Bowl '87, a preseason game played in storied Wembley Stadium in London, England. **SEPTEMBER 22** — The NFL Players Association goes on strike, resulting in the cancellation of games for the weekend of Sept. 28. **OCTOBER 4** — Denver loses 40-10 to Houston in the first of three "replacement" games. **NOVEMBER 29** — Denver grabs a 31-17 win over San Diego in the 400th game for both franchises. The contest also marks Dan Reeves' 100th game as the Broncos' head coach. **DECEMBER 27** — The Broncos win their third AFC West title in four years after shutting out San Diego 24-0 in a blizzard. Denver finishes the season with a 10-4-1 record, becoming the only team in the NFL to post eight 10-win seasons since 1977. Quarterback John Elway is named NFL Most Valuable Player by the Associated Press.

1988

JANUARY 10 — The Broncos advance to the AFC Championship Game with a 34-10 victory over Houston before 75,968 in Mile High Stadium. **JANUARY 17** — Denver becomes the first AFC team to win consecutive conference championships since Pittsburgh of 1978-79 by defeating Cleveland 38-33. The game garnered a 91 television share in the Denver area, believed to be an all-time national viewing high. **JANUARY 31** — The Broncos lose to Washington 42-10 in Super Bowl XXII in San Diego at Jack Murphy Stadium. **FEBRUARY 6** — Three players represent Denver in the Pro Bowl—Keith Bishop, John Elway and Karl Mecklenburg. **MARCH** — The Broncos are virtually assured of their 19th consecutive sellout campaign as just 91 season ticket accounts are not renewed for the 1988 campaign. **JUNE 3** — The Broncos acquire future Hall of Fame RB Tony Dorsett from the Dallas Cowboys in exchange for a future draft choice. The 1988 campaign marked Dorsett's 12th in pro football. **SEPTEMBER 26** — RB Tony Dorsett eclipses Jim Brown to become the second-leading rusher in pro football history, trailing only Walter Payton. **DECEMBER 17** — The Broncos close out the season with a 21-10 win over New England and a disappointing 8-8 record, marking the end of Denver's two-year reign as AFC champions. QB John Elway concludes the season with 3,309 yards passing and 234 yards rushing to become the first player in football history to have four consecutive years with more than 3,000 passing yards combined with more than 200 rushing yards. Dorsett finishes the year second to Payton among football's all-time rushing leaders with 12,739 yards.

1989

JANUARY 29 — Punter Mike Horan is the Broncos' lone representative in the AFC-NFC Pro Bowl Game. **APRIL** — The Broncos conclude season ticket renewals and waiting list additions for 1989, virtually assuring the team of its 20th consecutive sellout campaign at Mile High Stadium. **NOVEMBER 26** — The Broncos clinch their third AFC West title in four seasons after a 41-14 victory at home against Seattle. **DECEMBER 16** — Denver wraps up homefield advantage for the AFC Playoffs with 37-0 win at Phoenix.

1990

JANUARY 7 — The Broncos advance to the AFC Championship Game with a come-from-behind 24-23 win over Pittsburgh. **JANUARY 14** — The Broncos become the only AFC team to win three conference titles in the 1980s with a 37-21 victory over Cleveland in the AFC Championship Game. **JANUARY 28** — Denver loses 55-10 to San Francisco in Super Bowl XXIV in the New Orleans Superdome. **FEBRUARY 4** — Three players represent the Broncos in the Pro Bowl—Kicker David Treadwell, nose tackle Greg Kragen and safety Dennis Smith. Linebacker Karl Mecklenburg was selected to start in the game but could not participate because of a knee injury suffered in the Super Bowl. **FEBRUARY 26** — The National Football League announces that the Broncos will face Seattle in an Aug. 4 preseason game in Tokyo, Japan. **MARCH 5** — The Paul D. Bowlen Memorial Broncos Centre opens in southeast Denver, housing all of the team's office and training facilities. **AUGUST 5** — The Broncos defeat the Seattle Seahawks by a score of 10-7 in American Bowl '90 played before a sell-out audience in the Tokyo Dome in Tokyo, Japan. The game marks Denver's second appearance in an international game with the club having played the Los Angeles Rams in London in a 1987 American Bowl contest. **NOVEMBER 22** — The Broncos drop a 40-27 game to the Detroit Lions in the Lions' annual Thanksgiving Day contest, marking Denver's fifth appearance in a Thanksgiving Day game—Four in Detroit and one in Denver (a 46-45 loss to the New York Titans in 1962). **DECEMBER 30** — Running back Bobby Humphrey finishes the season with 1,202 rushing yards, becoming one of just 10 backs to rush for over 1,000 yards in each of their first two NFL seasons. Mike Horan leads the NFL in gross punting average (44.4) and net punting average (38.9). The Broncos also boast the NFL's kickoff return leader in Kevin Clark, who posts a 25.3-yard average.

HISTORICAL HIGHLIGHTS, CONT.

1991

FEBRUARY 3 — Safeties Steve Atwater and Dennis Smith, along with running back Bobby Humphrey, appear in the AFC-NFC Pro Bowl game in Honolulu, Hawaii. It is the first appearance each for Atwater and Humphrey. **JULY 27** — The Broncos lose 14-3 to Detroit in the Hall of Fame Game played in Canton, Ohio. Former Broncos assistant coach Stan Jones is inducted into the Hall of Fame. **SEPTEMBER 1** — Denver records its biggest opening day win ever with a 45-14 pounding of Cincinnati. **DECEMBER 8** — A 17-7 win at Cleveland clinches a playoff berth for the Broncos. **DECEMBER 22** — Denver closes out the regular season at 12-4 and wins the AFC West title for the fifth time in eight years.

1992

JANUARY 4 — The Broncos overcome a 21-6 deficit to defeat Houston 26-24 in an AFC Divisional Playoff Game. The winning field goal was set up by a drive that began at the Denver 2-yard line. The Broncos converted two fourth-down plays to keep the possession alive. **JANUARY 12** — Despite a sterling effort by Denver's defense, the Broncos fall 10-7 to Buffalo in the AFC Championship Game. The Bills' high-powered offense managed just 213 yards and 12 first downs in the game. **FEBRUARY 2** — Running back Gaston Green, linebacker Karl Mecklenburg, and safeties Steve Atwater and Dennis Smith represent the Broncos in the Pro Bowl. **MARCH** — The Broncos conclude season ticket renewals and waiting list additions for 1992, virtually assuring the franchise of its 23rd consecutive sellout season. Denver is also named a participant in American Bowl '92, to be played in Berlin. **AUGUST 15** — The Broncos lose to the Miami Dolphins, 31-27, in American Bowl '92 in Berlin's Olympic Stadium. **DECEMBER 28** — Denver Broncos President Pat Bowlen announces that the franchise will not renew the contract of Dan Reeves, thus creating a coaching vacancy in Denver for the first time since 1981. Reeves ends his Denver career with a record of 116-78-1.

1993

JANUARY 25 — Wade Phillips is hired as the 10th head coach in Broncos history, signing a three-year contract as head coach after four seasons as the Broncos' defensive coordinator. **MAY** — The Broncos conclude their season ticket sales, guaranteeing the 24th consecutive sellout campaign at Mile High Stadium. **DECEMBER** — Quarterback John Elway is named AFC Most Valuable Player (UPI, Kansas City 101 Club, Football News) after his best pro season in which he led the AFC in passing rating (92.8), attempts (551), completions (348), completion percentage (63.2), touchdowns (25) and yards (4,030).

1994

JANUARY 9 — The Broncos return to the playoffs as a Wild Card team, dropping a 42-24 first round game to the Los Angeles Raiders at the Los Angeles Memorial Coliseum. The Wild Card Playoff Game marks Denver's ninth nationally televised game of the 1993 season, bringing the Broncos' eight-year total (1986-93) to 84 national television dates. **FEBRUARY 6** — The Broncos are represented in the AFC-NFC Pro Bowl game by quarterback John Elway, tight end Shannon Sharpe, linebacker Karl Mecklenburg, and safeties Steve Atwater and Dennis Smith. **MARCH** — The Broncos and Raiders are named to oppose each other in an American Bowl '94 Game in Barcelona. The Broncos thus join San Francisco as the only two teams to have been asked to represent the NFL in London, Tokyo, Berlin, and Barcelona. **MAY** — The Broncos conclude season ticket renewals and waiting list additions for 1994, leading to an anticipated 25th consecutive season of sellouts at Mile High Stadium.

1995

JANUARY 31 — Mike Shanahan is hired as the 11th head coach in Broncos history. Shanahan, a Denver assistant coach from 1984-87 and 1989-91, signed a seven-year contract as head coach after spending the previous three years in San Francisco, where he served as offensive coordinator. **FEBRUARY 5** — The Broncos are represented in the annual AFC-NFC Pro Bowl by safety Steve Atwater, quarterback John Elway and offensive tackle Gary Zimmerman. Tight end Shannon Sharpe was also selected but did not play. **MARCH** — The Broncos are selected to face San Francisco in an American Bowl '95 Game in Tokyo, joining the 49ers and Dallas as the only NFL teams to participate in five American Bowl Games. **MAY** — The Broncos conclude season ticket renewals and waiting list additions for 1995, leading to an anticipated 26th consecutive season of sellouts at Mile High Stadium. **AUGUST 5** — The Broncos defeat San Francisco 24-10 in the American Bowl in Tokyo, Japan. **NOVEMBER 5** — John Elway passes for 256 yards in a 38-6 Broncos home win over Arizona to surpass the 40,000-yard passing plateau, becoming the seventh player in pro football history to accomplish that feat. **NOVEMBER 19** — KOA play-by-play announcer Larry Zimmer calls his 500th Broncos game as a member of the KOA broadcast team as Denver defeats San Diego 30-27. **DECEMBER 10** — Broncos running back/kick returner Glyn Milburn tallies an NFL-record 404 all-purpose yards in a 31-27 loss to Seattle at Mile High Stadium. He surpasses Billy Cannon's previous record of 373 yards set 35 years prior to the day (12/10/61). Milburn racks up 131 rushing yards, 45 receiving yards, 133 yards on kickoff returns and 95 yards on punt returns. **DECEMBER 24** — The Broncos close the season with a 31-28 win at Oakland and post franchise single-season records in seven different offensive categories: points scored (388), total yards (6,040), average gain per play (5.70), average gain per rush (4.53), touchdown passes (27, tie), passing yards (4,045) and first downs passing (205).

1996

FEBRUARY 4 — Denver is represented in the annual AFC-NFC Pro Bowl in Honolulu by safety Steve Atwater, kicker Jason Elam, running back/kick returner Glyn Milburn, wide receiver Anthony Miller and tight end Shannon Sharpe. Tackle Gary Zimmerman was selected but does not play because of injury. **MAY** — The Broncos conclude season ticket renewals and waiting list additions for 1996, leading to an anticipated 27th consecutive season of sellouts at Mile High Stadium. **OCTOBER 20** — Terrell Davis sets a franchise record with 194 rushing yards in a 45-34 win over the Baltimore Ravens. **DECEMBER 1** — The Broncos win the AFC West and clinch homefield advantage for the playoffs with a 34-7 win over Seattle. The win is also Denver's ninth consecutive, marking the second-longest streak in franchise history. **DECEMBER 15** — John Elway becomes the winningest quarterback in NFL history with a 24-19 defeat of Oakland, the 126th of his career. The win also secures a perfect 8-0 home record for the season for just the second time in franchise history. **DECEMBER 22** — Elway becomes just the third player in NFL history to pass for more than 45,000 yards in a career. Terrell Davis wins the AFC rushing crown with a then franchise-record 1,538 yards while also posting franchise bests in carries (345), rushing touchdowns (13) and total touchdowns (15). The team ties for the NFL's best record (13-3; ties for best in franchise history) and ranks first in the league in total offense and rushing offense as well as fourth in total defense, including a No. 1 mark against the run. Franchise records are set for points scored (391), highest average gain per rush (4.5; tie with 1995 team), fewest rushing yards allowed (1,331) and fewest rushing first downs allowed (67). **DECEMBER 26** — Terrell Davis is named NFL Offensive Player of the Year by the Associated Press and joins three other Broncos as first-team All-Pro performers—Shannon Sharpe, Alfred Williams and Gary Zimmerman.

1997

JANUARY 4 — Denver hosts its first playoff game since Jan. 4, 1992, as the Jacksonville Jaguars come to Mile High Stadium for an AFC Divisional Playoff contest. **FEBRUARY 2** — Denver is represented in the annual AFC-NFC Pro Bowl in Honolulu by safety Tyrone Braxton, running back Terrell Davis, defensive tackle Michael Dean Perry, linebacker Bill Romanowski, tight end Shannon Sharpe and defensive end Alfred Williams. Safety Steve Atwater, quarterback John Elway and tackle Gary Zimmerman also are selected but do not play in the game because of injury. **FEBRUARY 4** — The Broncos unveil new uniforms featuring the traditional Broncos orange with a navy blue, and a new helmet logo that features a powerful, dynamic Bronco. The helmet is blue with the horse done in navy with orange highlights. **MARCH** — The Broncos are selected to face Miami in an American Bowl '97 contest in Mexico City, Mexico. The appearance marks the Broncos' sixth in an American Bowl, tying the club with San Francisco for most in the NFL since American Bowl games began being played in 1985. **MAY** — The Broncos conclude season ticket renewals and waiting list additions for 1997, leading to an anticipated 28th consecutive season of sellouts at Mile High Stadium. **AUGUST 4** — Denver and Miami meet in Mexico City, Mexico, in an American Bowl '97 contest won by the Dolphins, 38-19, at Estadio Guillermo Canedo. **SEPTEMBER 21** — Running back Terrell Davis sets a franchise single-game record by rushing for 215 yards in a 38-20 win over Cincinnati at Mile High Stadium. He is named AFC Offensive Player of the Week en route to an AFC Player of the Month award for September. **OCTOBER 6** — Denver defeats New England 34-13 in a Monday night battle of the league's two remaining unbeaten, representing the furthest into a season that two undefeated teams have met on *Monday Night Football*. Linebacker John Mobley is named AFC Defensive Player of the Week in recognition of his 15-tackle effort that included an interception return for a touchdown. **OCTOBER 26** — The Broncos defeat the Bills 23-20 in overtime at Buffalo's Rich Stadium, a mere 15 hours after arriving in Buffalo due to a severe snowstorm that dumped more than a foot of snow on the Denver area with drifts piled several feet higher in some areas. The Broncos' chartered flight leaves Denver 10 hours late at 8 p.m. (MT) Saturday, Oct. 25, after an ordeal that involves numerous players' vehicles being stranded in snowdrifts trying to reach the team buses at Broncos headquarters. Several players make their way to headquarters by way of snowmobiles after being picked up by citizens. **NOVEMBER 2** — John Elway sets two milestones and earns AFC Offensive Player of the Week honors on this day as the Broncos defeat Seattle 30-27 at Mile High Stadium. With 252 passing yards, Elway moves past Fran Tarkenton into second place all-time in NFL passing yardage, and his 276 total yards make him just the third player in NFL history to top the 50,000-yard plateau. He will later be named NFL Offensive Player of the Month for November. **NOVEMBER 9** — Cornerback Darrien Gordon ties an NFL record by returning two punts for touchdowns in the same quarter, a feat previously accomplished just twice in NFL history. His scoring returns of 82 and 75 yards in the first quarter staked Denver to a 14-0 lead en route to a 34-0 defeat of Carolina. The two touchdown returns in a game also tie Rick Upchurch's franchise record while his 168 punt return yards set a new franchise standard as Gordon wins AFC Special Teams Player of the Week honors. **DECEMBER 21** — Denver closes its regular season with a 38-3 victory over San Diego to secure its second consecutive undefeated regular season at home, becoming only the third NFL team to do so since the schedule expanded to 16 games in 1978. The Broncos set new franchise records by posting nine double-digit victories in one season and scoring more than 30 points in nine different games. **DECEMBER 27** — The Broncos defeat Jacksonville 42-17 in an AFC Wild Card Game at Mile High Stadium to record their first playoff victory since Jan. 4, 1992. In the game, Denver sets club postseason records for rushing yards (310), total yards (511), rushing attempts (49), points in a quarter (21; 4th quarter), total points (42), first downs (28), rushing first downs (18) and third-down efficiency (75%). Terrell Davis rushes for a club postseason record 184 yards and is complemented by Derek Loville's 103 yards rushing, making Denver just the third team in NFL postseason history to post two 100-yard rushers in the same game. Denver's 40:59 possession time and 310 rushing yards both rank as the fifth-highest totals ever in an NFL playoff game. Instrumental in the performance is the offensive line, which, as a unit, is named NFL Offensive Player of the Week. It marks just the second time in NFL history—and first in the postseason—that an Offensive Line is named Player of the Week.

1998

JANUARY 4 — Denver wins a road playoff game for only the second time in franchise history by defeating the Chiefs 14-10 in an AFC Divisional Playoff Game at Kansas City's Arrowhead Stadium. **JANUARY 11** — The Broncos win their fifth AFC Championship — and win on the road for the second consecutive week in the playoffs — by topping the Steelers 24-21 at Pittsburgh's Three Rivers Stadium. The win makes Denver just the fifth Wild Card team to advance to the Super Bowl since the Wild Card format was adopted in 1970. **JANUARY 25** — The Broncos claim their first World Championship with a 31-24 victory over defending champion Green Bay in Super Bowl XXXII at Qualcomm Stadium in San Diego. The Broncos become the first team from the American Football Conference in 14 years to win the Super Bowl and only the second Wild Card team ever to do so. Running back Terrell Davis sets a Super Bowl record with three rushing touchdowns to claim the Pete Rozelle Award as the game's Most Valuable Player. Davis finishes with 157 yards rushing and ties the Super Bowl record for total touchdowns (3) and points scored (18). The game marks the first time in Super Bowl history that each team scores a touchdown on its first possession, and the Broncos become just the fourth team in Super Bowl history to score on each of their first three possessions. **JANUARY 27** — An estimated 650,000 fans gather in downtown Denver for a victory parade and rally to honor the World Champion Denver Broncos. The parade follows a route along 17th street, from Wynkoop to Broadway, and then along Broadway for several blocks before working its way to the steps of the Denver City and County Building, where a rally is held. Broncos owner Pat Bowlen, head coach Mike Shanahan, quarterback John Elway, running back Terrell Davis, Colorado Governor Roy Romer and Denver Mayor Wellington Webb address the sea of Broncos fans who pack the grounds in front of the stage, and Elway and Davis are honored with street signs bearing their names. **FEBRUARY 1** — The Broncos are represented in the annual AFC-NFC Pro Bowl in Honolulu by running back Terrell Davis, center Tom Nalen, tight end Shannon Sharpe and defensive end Neil Smith. Quarterback John Elway also is selected but opts not to play in the game due to injury. **APRIL 22** — Colorado Governor Roy Romer signs into law SB 171, a bill authorizing voters to decide upon a ballot issue that would appropriate tax money to partially fund a new football stadium in Denver. **MAY** — The Broncos conclude season ticket renewals and waiting list additions for 1998, leading to an anticipated 29th consecutive season of sellouts at Mile High Stadium. **JUNE 5** — Broncos players and coaches receive their Super Bowl rings in a private ceremony at team headquarters. **JUNE 16** — The Denver Broncos travel to Washington, D.C., for a special ceremony in which they are honored by President Bill Clinton at the White House for their victory in Super Bowl XXXII. Terrell Davis delivers to the President a Broncos jersey number "11" with "Clinton" on the back. **SEPTEMBER 21** — The Denver Broncos and San Diego Chargers are selected to play the first NFL game in Australia, an American Bowl '99 contest on Sunday, Aug. 8, at Stadium Australia at Homebush Bay in Sydney. **OCTOBER 25** — Broncos kicker Jason Elam ties a 28-year old NFL record by making a 63-yard field-goal attempt vs. Jacksonville at Mile High Stadium. The record-tying kick comes in the final seconds of the first half in a game won by the Broncos, 37-24. **NOVEMBER 3** — Denver-area voters approve a ballot issue to appropriate tax money to partially fund a new football stadium in Denver. The Broncos would begin play in the new stadium at the beginning of the 2001 season. **NOVEMBER 22** — Broncos quarterback John Elway becomes just the second player in NFL history to compile 50,000 yards passing during a career, joining Miami's Dan Marino. Elway reaches the plateau on a 5-yard completion to wide receiver Willie Green in the first quarter of a 40-14 win

HISTORICAL HIGHLIGHTS, CONT.

over Oakland at Mile High Stadium. **NOVEMBER 29** — The Broncos clinch the AFC West division title for the ninth time in franchise history with a 31-16 win at San Diego. **DECEMBER 6** — The Broncos tie an NFL record by winning their 18th game in a row (regular and postseason combined) with a 35-31 comeback defeat of Kansas City at Mile High Stadium. The only other teams to date to win 18 consecutive games are Chicago (1933-34 and 1941-42), Miami (1972-73) and San Francisco (1989-90). The win also gave the Broncos a 13-0 record to begin the season, tied for second-best in NFL history. The 1972 Miami Dolphins went undefeated through a 14-game schedule, while the 1934 Chicago Bears started 13-0. **DECEMBER 27** — The Broncos close the regular season with a 14-2 record, best in franchise history, by virtue of a 28-21 win over Seattle. It marks the third consecutive season in which the club went undefeated at home as it joins just three other teams in NFL history to accomplish the feat and becomes the first to do so since the 16-game schedule was instituted in 1978. In the game, Terrell Davis rushes for 178 yards to finish with 2,008 for the season and 6,413 for his career, overtaking Floyd Little (6,323) as the club's all-time leading rusher. He becomes just the fourth player in NFL history to rush for more than 2,000 yards in a season, joining Eric Dickerson (2,105 in 1984), Barry Sanders (2,053 in 1997) and O.J. Simpson (2,003 in 1973), and also sets Broncos single-season records for rushing attempts (392), rushing touchdowns (21), touchdowns (23), points scored (138), total yards from scrimmage (2,225) and 100-yard games (11). Davis is named NFL Most Valuable Player by the Associated Press and is a unanimous All-NFL selection along with tight end Shannon Sharpe. The Broncos set franchise single-season records for rushing touchdowns (26), passing touchdowns (32), total touchdowns (62), points scored (501), first downs (347), rushing yards (2,468), total yards (6,092), highest average gain per play (5.9), PATs made (58) and attempted (59) and punting average (46.2).

1999

JANUARY 9 — Denver defeats Miami 38-3 in an AFC Divisional Playoff Game at Mile High Stadium to win its fifth consecutive postseason contest. It is Denver's largest winning margin in the postseason, and the team sets postseason defensive records for rushing yards (14), rushing average (1.1) and points (3) allowed. Terrell Davis' 199 rushing yards represent the fourth-highest single-game total in NFL postseason history. **JANUARY 17** — Denver defeats the New York Jets 23-10 in the AFC Championship Game at Mile High Stadium to reserve its sixth Super Bowl trip, an AFC record. The Broncos erase a 10-0 third-quarter deficit by scoring 20 points in the period to win going away. **JANUARY 31** — Denver defeats Atlanta 34-19 in Super Bowl XXXIII at Pro Player Stadium in Miami, Fla., to claim its second consecutive World Championship. Denver becomes just the sixth franchise in league history to win back-to-back Super Bowls, joining Green Bay (Super Bowls I and II), Miami (VII and VIII), Pittsburgh (IX and X; XIII and XIV), San Francisco (XXIII and XXIV) and Dallas (XXVII and XXVIII). John Elway is named Most Valuable Player of Super Bowl XXXIII, passing for 336 yards and a touchdown, and rushing for another score. Terrell Davis (102 yds.) sets an NFL record by rushing for 100 yards in his seventh consecutive postseason contest, and fullback Howard Griffith rushes for two touchdowns. Rod Smith's 80-yard touchdown reception from Elway stands as the second-longest play from scrimmage in Super Bowl history and defensive tackle Mike Lodish sets an NFL record by playing in his sixth Super Bowl (4 with Buffalo, 2 with Denver). Cornerback Darrien Gordon's 108 yards on two interception returns establish a Super Bowl record and also make him the Super Bowl career leader for interception-return yards. **FEBRUARY 1** — The Broncos return to Denver from Miami and are greeted by an estimated 375,000 fans lining a parade route that takes the team through downtown, along Broadway, to a rally at Civic Center Park. From the steps of the Denver City and County Building, Broncos players and coaches thank the fans for their support and share the victory with them. Broncos owner Pat Bowlen, head coach Mike Shanahan, quarterback John Elway, running back Terrell Davis, Colorado Governor Bill Owens and Denver Mayor Wellington Webb address the crowd. **FEBRUARY 7** — The Broncos are represented in the annual AFC-NFC Pro Bowl in Honolulu by a franchise-record 10 players—safety Steve Atwater, running back Terrell Davis, kicker Jason Elam, quarterback John Elway, tackle Tony Jones, wide receiver Ed McCaffrey, center Tom Nalen, linebacker Bill Romanowski, guard Mark Schlereth and tight end Shannon Sharpe. Davis and Sharpe are unable to play in the game due to injury. **APRIL 10** — Chinese Premier Zhu Rongji visits the Paul D. Bowlen Memorial Broncos Centre as part of a nine-day U.S. tour to promote trade with China. The Premier requested the visit as one of the highlights of his trip, and said, "It is a pleasure to visit the home of the Broncos. They are the champions of American football." **MAY** — The Broncos conclude season ticket renewals and waiting list additions for 1999, leading to an anticipated 30th consecutive season of sellouts at Mile High Stadium. **MAY 2** — John Elway announces his retirement in a press conference at the Inverness Hotel and Golf Club in Englewood. **JUNE 6** — Broncos players, coaches and staff receive their Super Bowl rings in a private ceremony followed by a party at the Broadmoor in Colorado Springs, Colo. **AUGUST 7** — Denver defeats San Diego 20-17 in American Bowl '99 at Stadium Australia, in Sydney, Australia, site of the 2000 Summer Olympics. It is the first NFL game played on the Australian continent. **SEPTEMBER 13** — John Elway is inducted into the Denver Broncos Ring of Fame in a ceremony held at halftime of Denver's season-opening Monday night game vs. Miami. He is the 16th inductee into the prestigious group — the first since 1993 (Louis Wright) — and the first for whom the traditional five-year waiting period is waived. Elway's familiar No. 7 is also retired on this night, assuring that the number he wore for 16 brilliant seasons will never be worn again by a Bronco. **SEPTEMBER 26** — Broncos tight end Shannon Sharpe becomes the leading receiver in franchise history, catching five passes for 39 yards against Tampa Bay at Raymond James Stadium to surpass the previous standards held by Lionel Taylor (543-6,872). Sharpe finishes the day at 547 receptions and 6,897 yards. **OCTOBER 3** — Kicker Jason Elam becomes the Broncos' all-time leading scorer, surpassing Jim Turner (742 points) in Denver's game vs. the New York Jets at Mile High Stadium. Elam's seven points (2 field goals, 1 PAT) raise his career total to 748 points. **OCTOBER 17** — Denver has two players post 100 or more receiving yards in the same game for the first time in franchise history as Byron Chamberlain (123 yards) and Ed McCaffrey (116) both top the century mark in Denver's 31-10 defeat of Green at Mile High Stadium. **DECEMBER 19** — Denver linebacker Glenn Cadrez returns a fumble 37 yards for a touchdown in overtime to lift the Broncos over the Seattle Seahawks, 36-30. It is just the second overtime game in NFL history to be decided by a fumble return for a touchdown. In the contest, Jason Elam became the franchise's all-time leader in successful PATs and attempted field goals, passing Jim Turner in both categories.

2000

JANUARY 2 — Running back Olandis Gary sets franchise rookie rushing record by finishing the 1999 season with 1,159 yards on 276 carries. Also, wide receiver Rod Smith tops the 1,000-yard receiving mark for the third consecutive season—a franchise record—and rookie return man Chris Watson sets a franchise single-season record for kickoff returns (48) in Denver's season-finale vs. San Diego at Mile High Stadium. **FEBRUARY 6** — The Broncos are represented at the annual AFC-NFC Pro Bowl in Honolulu by center Tom Nalen, defensive tackle Trevor Pryce and fullback/special teams player Detron Smith. **MAY** — The Broncos conclude season ticket renewals and waiting list additions for 2000, leading to an anticipated 31st consecutive season of sellouts at Mile High Stadium. **SEPTEMBER 10** — The Broncos begin their final season of play at Mile High Stadium with a 42-14 win over Atlanta before a crowd of 75,466 in the home opener. **SEPTEMBER 17** —

Broncos rookie running back Mike Anderson becomes just the ninth player in NFL history to rush for more than 100 yards in each of his first two NFL games, picking up 187 in a win at Oakland. He had 131 the previous week vs. Atlanta. **NOVEMBER 13** — Denver defeats Oakland 27-24 in the final *Monday Night Football* game at Mile High Stadium on a 41-yard field goal by Jason Elam as time expired. Overall, the Broncos were 16-6 in the 22 *Monday Night* games played at Mile High from 1973-2000. **NOVEMBER 19** — The Broncos improve to 7-4 with the second-largest fourth-quarter comeback in franchise history, overcoming a 34-17 deficit to beat the San Diego Chargers 38-37. Quarterback Gus Frerotte, replacing the injured Brian Griese, broke Frank Tripucka's 38-year-old franchise passing record (447) with 462 passing yards and tied the team record with five touchdown passes. **DECEMBER 3** — Mike Anderson rushes for 251 yards in a 38-23 win at New Orleans to set an all-time NFL rookie rushing record for a single game. He also broke the franchise single-game rushing mark by posting the fourth best rushing day by any player in NFL history, and set a Broncos record with four touchdowns in the game. Jason Elam also set an NFL record, converting his 304th consecutive point-after attempt, breaking Norm Johnson's previous record of 303. **DECEMBER 23** — The Broncos play their final game ever at Mile High Stadium, defeating San Francisco 38-9 before the second-largest crowd in the stadium's history, 76,098. It was the largest crowd ever for a Broncos regular season game, and those in attendance were treated to an outstanding performance from the home team on this historic day. The Broncos set franchise single-season records for passing yards (4,243) and total yards (6,554) with the latter figure ranking fifth in NFL history. Ed McCaffrey and Rod Smith each hit the 100-catch mark for the season—becoming just the second pair of teammates to do so in the same season in NFL history—with McCaffrey (101) breaking Lionel Taylor's 39-year old franchise record (100) while Smith ties it. Smith shatters the club record with 1,602 receiving yards for the season. Running back Mike Anderson sets franchise rookie rushing records with 1,487 yards and 15 touchdowns for the season.

2001

FEBRUARY 4 — The Broncos are represented at the annual AFC-NFC Pro Bowl in Honolulu by quarterback Brian Griese, center Tom Nalen, defensive tackle Trevor Pryce and wide receiver Rod Smith. Griese and Nalen are unable to play because of injuries. **MAY** — The Broncos conclude season ticket renewals and waiting list additions for 2001, leading to an anticipated 32nd consecutive season of home sellouts, in their first season at INVESCO Field at Mile High. **AUGUST 25** — The Broncos play their first preseason game at INVESCO Field at Mile High vs. the New Orleans Saints, winning 31-24. **SEPTEMBER 10** — The Broncos officially christen INVESCO Field at Mile High with a season-opening 31-20 win over the New York Giants on *Monday Night Football*. The game is marred only by the broken left leg suffered by wide receiver Ed McCaffrey and further put out of the spotlight the next morning by the terrorist attacks on the United States. **SEPTEMBER 23** — Wide receiver Rod Smith sets a team record with 14 receptions in a 38-17 win at Arizona. **OCTOBER 7** — Cornerback Deltha O'Neal ties an NFL record by becoming the 18th player in league history (19th time) to intercept four passes in one game in Denver's 20-6 defeat of Kansas City at INVESCO Field at Mile High. He joins former Broncos Austin "Goose" Gonsoulin (1960) and Willie Brown (1964) on that list. **NOVEMBER 5** — Kicker Jason Elam becomes one of just 30 players in NFL history to score 1,000 career points, converting four field goals in a 38-28 loss at Oakland on *Monday Night Football*. His second field goal also accounts for the 20,000th point scored in the history of *Monday Night Football*. **NOVEMBER 22** — The Broncos defeat the Dallas Cowboys 26-24 at Texas Stadium on Thanksgiving Day, marking the club's first Thanksgiving Day appearance since 1990.

2002

JANUARY 28 — Ted Sundquist is promoted to general manager after six years as director of college scouting. **FEBRUARY 4** — The Broncos are represented in the annual AFC-NFC Pro Bowl in Honolulu by tight end Dwayne Carswell, kicker Jason Elam, linebacker/special teams player Ian Gold, cornerback Deltha O'Neal, defensive tackle Trevor Pryce, wide receiver Rod Smith and linebacker Al Wilson. Pryce and Smith are unable to play because of injuries. **MAY** — The Broncos conclude season ticket renewals and waiting list additions for 2002, leading to an anticipated 33rd consecutive season of home sellouts. **OCTOBER 20** — Tight end Shannon Sharpe sets an NFL record for a tight end and a franchise receiving record with 214 receiving yards on 13 receptions, including two touchdowns, in Denver's 37-34 come-from-behind overtime win at Kansas City. **DECEMBER 15** — Rookie running back Clinton Portis ties a Broncos record by becoming just the second player in franchise history to score four touchdowns in a game. He scores three times by rush and once receiving in Denver's 31-24 win over Kansas City at INVESCO Field at Mile High. **DECEMBER 29** — Running back Clinton Portis closes his rookie season with a 228-yard rushing effort in a win vs. Arizona at INVESCO Field at Mile High to finish the season with a franchise rookie-record 1,508 rushing yards, the fifth-best rushing season by a rookie in NFL history. His 228 rushing yards tie for the best effort in the NFL in 2002 and tie for the fourth-most by a rookie in a single game in NFL history. Additionally, Portis' two touchdowns on the day give him 17 for the season (15 rushing, 2 receiving), tied for third-most by a rookie in NFL history. For the season, he also posts the second-best yards-per-carry average (5.52) for a rookie in league history.

2003

JANUARY 7 — Running back Clinton Portis is named NFL Offensive Rookie of the Year by the Associated Press. He is the third Bronco to be named either offensive or defensive Rookie of the Year, joining running back Mike Anderson (2000) and linebacker Mike Croel (1991). **JANUARY 20** — Larry Coyer is promoted from linebackers coach to defensive coordinator. **FEBRUARY 2** — The Broncos are represented in the annual AFC-NFC Pro Bowl in Honolulu by defensive end Trevor Pryce and linebacker Al Wilson. **MARCH 17** — The Broncos announce that the club will hold training camp in 2003 at its permanent facility in Dove Valley in suburban Denver after 21 years at the University of Northern Colorado in Greeley. **APRIL 18** — Construction begins at the Broncos' Dove Valley training complex on a third outdoor practice field, to feature a FieldTurf™ artificial surface. **MAY** — The Broncos conclude season ticket renewals and waiting list additions for 2003, leading to an anticipated 34th consecutive season of home sellouts. **JUNE 10** — Crews begin to install FieldTurf™ surface on new third practice field, initiating a two-week installation process. **JULY 24** — The Broncos open training camp at the Paul D. Bowlen Memorial Broncos Centre, the first training camp to be held at the team's permanent training facility in suburban Denver. **NOVEMBER 16** — Wide receiver Rod Smith returns a punt 65 yards for a touchdown vs. San Diego. Coupled with Deltha O'Neal's 57-yard punt return for a score in the Broncos previous game vs. New England (Nov. 3), the Broncos become the first team in NFL history to have a different player return a punt for a touchdown in back-to-back games. **DECEMBER 14** — Jason Elam scores his 1,300th career point, reaching that milestone in fewer games than any player in NFL history (170). **DECEMBER 21** — The Broncos defeat Indianapolis 31-17 at the RCA Dome in an ESPN-televised Sunday night game to clinch the organization's first playoff berth since the 2000 season. In the game, Rod Smith passes Terrell Davis (8,887 yards) for the most career total yards from scrimmage by a Bronco, and Shannon Sharpe passes Henry Ellard (814) for ninth place on the all-time NFL receptions list.

HISTORICAL HIGHLIGHTS, CONT.

2004

JANUARY 31 — John Elway is elected to the Pro Football Hall of Fame in his first year of eligibility, becoming the first Bronco in the Hall to have played his entire career with the team. Elway joins Bob Brown, Carl Eller and Barry Sanders in the Hall of Fame's Class of 2004 with enshrinement scheduled for Aug. 8. **FEBRUARY 8** — The Broncos are represented in the annual AFC-NFC Pro Bowl in Honolulu by center Tom Nalen, running back Clinton Portis and linebacker Al Wilson. **MID-FEBRUARY** — Construction begins on a \$4 million renovation and expansion project to upgrade the team's headquarters, the Paul D. Bowlen Memorial Broncos Centre, in suburban Denver. Included in the project is a new strength and conditioning center that houses the team's weight room, an indoor conditioning area and a new home for the field-maintenance department. The new weight room is approximately 9,000 square feet in size, nearly three times the size of the previous weight room. Also included in the renovation project is an expanded training room and a cafeteria that seats approximately 120. **MAY** — The Broncos conclude season ticket renewals and waiting list additions for 2004, leading to an anticipated 35th consecutive season of home sellouts. **JULY** — The \$4 million renovation and expansion of the team's permanent training facility is completed in time for the opening of training camp. **SEPTEMBER 24** — Mike Shanahan becomes one of an elite group of coaches to post 100 total wins in their first 10 seasons with one club with Denver's 23-13 triumph over San Diego. **OCTOBER 10** — Reuben Droughns' 193 rushing yards against Carolina mark the most by a Broncos player in his first start at running back and the ninth-highest regular-season game total in franchise history (10th most in any game). **NOVEMBER 7** — After a three-catch, 29-yard, one-touchdown performance against Houston, wide receiver Rod Smith passes Shannon Sharpe to become the franchise leader in receptions and touchdown receptions passing Sharpe's totals of 675 and 55, respectively. **DECEMBER 5** — Kicker Jason Elam, in his 184th outing, against San Diego becomes the fastest NFL player to eclipse the 1,400-point plateau, reaching the milestone faster than Nick Lowery's mark of 203 contests. **DECEMBER 25** — On Christmas night, the Broncos defeat the Tennessee Titans 37-16 in Nashville, earning Shanahan his 100th regular-season win as Broncos head coach.

2005

JANUARY 2 — Quarterback Jake Plummer brings his final season passing yards total to a franchise-record 4,089 yards in the regular-season finale against Indianapolis. In the same game, he ties John Elway's franchise record with 27 touchdown passes in a single season. Linebacker D.J. Williams becomes the first rookie in franchise history to lead the team in tackles with 114. The Broncos' offense yields a franchise-low 15.0 sacks, marking the third-fewest in the NFL for the year. The team earns its second consecutive trip to the postseason. **FEBRUARY 13** — Newcomers John Lynch and Champ Bailey both play in the Pro Bowl. **MARCH** — The renovation of the locker room at the team's headquarters, the Paul D. Bowlen Memorial Broncos Centre, is complete. **MAY** — The Broncos conclude season ticket renewals and waiting list additions for 2005, leading to an anticipated 36th consecutive season of home sellouts. **SEPTEMBER 26** — Wide receiver Rod Smith becomes the first undrafted player in NFL history to reach 10,000 career receiving yards with a 19-yard catch from Jake Plummer in the third quarter of a home *Monday Night Football* game against the Chiefs. **OCTOBER 16** — The Broncos tie an NFL record by not committing a turnover for the fourth consecutive game during their victory against New England. **NOVEMBER 24** — Jake Plummer's streak of consecutive passes without an interception ends at 229 attempts with a second-quarter interception at Dallas in the Broncos' 24-21 overtime win against the Cowboys on Thanksgiving Day. Plummer's 229 attempts without an interception lasted eight complete games and 34 quarters and was the fourth-longest in the NFL since 1996. **DECEMBER 11** — Mike Shanahan becomes the Broncos' all-time leader in career victories, collecting his 118th career win with Denver's 12-10 win against Baltimore at INVESCO Field at Mile High. Champ Bailey records an interception for the fifth consecutive game, setting a franchise record. **DECEMBER 17** — With a win at Buffalo, the Broncos clinch a playoff berth for the third consecutive season, tying for the longest streak of consecutive postseason appearances in franchise history. **DECEMBER 24** — The Broncos defeat the Oakland Raiders 22-3 on Dec. 24 at INVESCO Field at Mile High to post a perfect home record (8-0) for the fifth time in team history. The win also clinched the club's 10th division title and first since the 1998 season as well as the No. 2 seed in the AFC Playoffs. **DECEMBER 31** — Denver concludes the regular season with a 23-7 win at San Diego, putting the team's record at 13-3 to tie for the second-most wins in a season in franchise history. The Broncos finish the year with their second consecutive No. 5 NFL ranking in overall offense (360.4 ypg.) and post the second-highest rushing total (2,539 yds.) in club annals. Denver's run defense ranks second in the NFL (85.2 ypg.) and records the third-best single-season mark in team history. The Broncos finish the year ranked second in the NFL with a +20 turnover ratio and set a franchise record with a league-low 16 giveaways. Wide receiver Rod Smith totals his eighth 1,000-yard receiving season (1,105 yds.). The Broncos become only the third team in NFL history to have two 900-yard rushers (Mike Anderson, Tatum Bell), a 1,000-yard receiver (Rod Smith) and a 3,000-yard passer (Jake Plummer) in the same season.

2006

JANUARY 14 — The Broncos defeat the Patriots 27-13 in an AFC Divisional Playoff Game to mark the club's first postseason victory at INVESCO Field at Mile High and propel the team to the AFC Championship Game. The win, which was Denver's first in the postseason since defeating Atlanta to capture Super Bowl XXXIII on Jan. 31, 1999, ended the Patriots' NFL-record 10-game postseason winning streak and halted the title hopes of the two-time defending Super Bowl champions. Kicker Jason Elam becomes Denver's all-time postseason leader in points and field goals against the Patriots. In addition, the win gave Head Coach Mike Shanahan more postseason victories (8) than any coach in Broncos history. **JANUARY 22** — The Broncos host the Steelers in the AFC Championship Game at INVESCO Field at Mile High but lose 34-17, marking the club's first home loss in a conference championship game (4-1). **FEBRUARY 12** — Cornerback Champ Bailey, safety John Lynch, wide receiver Rod Smith and linebacker Al Wilson play in the Pro Bowl. Quarterback Jake Plummer was selected to play in the all-star game as an alternate but was unable to participate due to an injury. **FEBRUARY 22** — The Broncos extended the contract of General Manager Ted Sundquist through the 2008 season with an option for the 2009 campaign. **APRIL 29** — On the first day of the 2006 NFL Draft, the Broncos acquire the 11th overall pick from St. Louis (in exchange for the 15th overall pick and a 2006 third-round choice) and select highly touted Vanderbilt quarterback Jay Cutler. **MAY** — The Broncos conclude season ticket renewals and waiting list additions for 2006, leading to an anticipated 37th consecutive season of home sellouts. **SEPTEMBER 10** — In the Broncos' season opener at St. Louis, wide receiver Rod Smith becomes the 15th player in NFL history to record 800 career receptions. **OCTOBER 9** — Head Coach Mike Shanahan coaches his 200th career regular season game against Baltimore on *Monday Night Football* as the Broncos defeat the Ravens 13-3. Shanahan's 125 wins through his first 200 games tie for the third most by a coach in the Super Bowl era (since 1966). **OCTOBER 22** — By allowing only one touchdown in its 17-7 win at Cleveland, Denver becomes the first team since the 1934 Detroit Lions to allow two or fewer touchdowns through its first six games of a season. **NOVEMBER 5** — The Broncos play their 700th all-time reg-

ular season game at Pittsburgh and defeat the Steelers 31-20. **NOVEMBER 23** — The Broncos visit the Chiefs on Thanksgiving Night in the first-ever game broadcast live by NFL Network but suffer a 19-10 loss to Kansas City. **NOVEMBER 27** — Rookie Jay Cutler is named the Broncos' starting quarterback by Head Coach Mike Shanahan at a Monday press conference, replacing Jake Plummer. **DECEMBER 3** — Jay Cutler makes the first start of his career in a *Sunday Night Football* game against Seattle at INVESCO Field at Mile High. He completes 10-of-21 passes for 143 yards with two touchdowns and two interceptions as Denver loses to the Seahawks, 23-20. **DECEMBER 24** — With two touchdown passes against Cincinnati, Jay Cutler becomes the first rookie in NFL history to throw multiple touchdown passes in each of his first four games. **DECEMBER 31** — Denver concludes the regular season with a 26-23 overtime loss at home to San Francisco, ending the club's three-year streak of advancing to the playoffs. The Broncos finish the year with a 9-7 record, marking their fifth consecutive year with a winning record to tie for the longest such streak in franchise history. Cornerback Champ Bailey ties for the NFL lead with 10 interceptions, the second-highest total in franchise history, and leads the league with 11 takeaways as he finishes second in voting for NFL Defensive Player of the Year (Associated Press). Quarterback Jay Cutler posts the second-highest touchdown percentage (6.6) among NFL rookies since 1970 (min. 125 attempts). Running back Tatum Bell records the first 1,000-yard rushing season of his career with 1,025 rushing yards while running back Mike Bell posts the fourth-highest rushing total (677) by any undrafted rookie in the NFL since 1967. Kicker Jason Elam sets a franchise single-season record for field-goal accuracy (93.1%) by connecting on 27-of-29 attempts. Denver sets a franchise record for a 16-game season by committing only 67 penalties for a club all-time low of 478 yards.

2007

JANUARY 1 — Cornerback Darrent Williams, a 2005 second-round draft choice by the Broncos, dies at age 24. The entire football team travels by charter flight to Fort Worth, Texas, to attend his funeral on January 6. **FEBRUARY 10** — Cornerback Champ Bailey and safety John Lynch play in the Pro Bowl while linebacker Al Wilson, selected to the all-star game, does not play because of a thumb injury. **FEBRUARY 24** — Running back Damien Nash, a second-year player who completed his first season with the Broncos in 2006, dies at age 24. A large contingent of his teammates attends his funeral in St. Louis on March 5. **APRIL 10** — Broncos President and CEO Pat Bowlen is inducted into the Colorado Sports Hall of Fame. **APRIL 12** — Broncos safety John Lynch is named winner of the National Football League Players Association's Byron "Whizzer" White Award. **MAY** — The Broncos conclude season ticket renewals and waiting list additions for 2007, leading to an anticipated 38th consecutive season of home sellouts. **SEPTEMBER 23** — Terrell Davis is inducted into the Denver Broncos Ring of Fame in a ceremony held at halftime of Denver's game against Jacksonville. He is the 21st inductee into the prestigious group. **NOVEMBER 19** — In front of a national television audience on *Monday Night Football*, the Broncos score four touchdowns of at least 40 yards (2 pass, 1 rush, 1 punt return) in the same game for the first time in club history en route to defeating Tennessee 34-20. **DECEMBER 31** — The Broncos conclude their 2007 season with a 7-9 record following their 22-19 overtime victory at home against Minnesota. Denver's 7-9 record ended its club-record tying seven-year streak of posting at least a .500 winning percentage. Kicker Jason Elam's 30-year field goal in overtime proves to be the game winner, making him the NFL's first kicker since the 1970 NFL merger to convert four game-winning walk-off field goals in the same year. Wide receiver Brandon Marshall totals his third 10-catch game (114 yds., 1 TD) in the last four weeks and finishes the year with the third-most receptions (102) by a second-year player in NFL history while posting the second and third-best respective single-season outputs for catches and receiving yards (1,325) by a Bronco in club annals. Selvin Young becomes the first undrafted player ever to lead Denver in rushing, posting the third-most rushing yards (729) by an undrafted rookie in NFL history.

2008

JANUARY 11 — Joe Ellis is promoted to Chief Operating Officer for the Broncos. Ellis spent the previous 10 seasons as the Broncos' Executive Vice President of Business Operations. **FEBRUARY 2** — Tackle Gary Zimmerman is elected to the Pro Football Hall of Fame and joins John Elway as the second player who spent a primary portion of his career with the Broncos to be honored by the Hall. Zimmerman is joined in his class by Fred Dean, Darrell Green, Art Monk, Emmitt Thomas and Andre Tippett with enshrinement ceremonies scheduled for Aug. 2. **FEBRUARY 10** — Cornerback Champ Bailey and safety John Lynch both start in the Pro Bowl with both players making their fourth consecutive all-star appearances. Bailey's eight career Pro Bowl selections tie for the second most by a cornerback in NFL history while Lynch's nine career all-star selections rank second among safeties in league annals. **FEBRUARY 15** — Wide receiver Rod Smith, the Broncos' all-time leading receiver who spent the entire 2007 campaign on the physically unable to perform list due to a hip injury, is placed on the reserve/retired list. **FEBRUARY 19** — Bob Howsam, the founding owner of the Broncos who brought professional football to Denver, passes away. He helped form the American Football League in 1959 and also spearheaded the construction of Bears Stadium, which was later expanded to become Mile High Stadium. **MAY 6** — Jim Goodman is promoted to Vice President of Football Operations/Player Personnel for the Broncos. **MAY** — The Broncos conclude season ticket renewals and waiting list additions for 2008, leading to an anticipated 39th consecutive season of home sellouts. **SEPTEMBER 14** — In a 39-38 win over San Diego, the Broncos become just the third team in NFL history to give up the opportunity for a tie and win a game with a two-point conversion. Wide receiver Brandon Marshall's 18 receptions are a franchise record and tie for the second-highest single-game total in NFL history. **NOVEMBER 6** — With their 34-30 comeback win at Cleveland on *Thursday Night Football*, the Broncos become just the second original AFL team to reach 400 overall victories. **DECEMBER 28** — Denver concludes the 2008 season with an 8-8 record following a 52-21 loss at San Diego in a game that decided the AFC West champion. Quarterback Jay Cutler's 4,526 passing yards for the year were a club single-season record and made him just the third player in league history with three years' experience or less to reach the 4,500-yard passing mark. With 104 catches, wide receiver Brandon Marshall becomes just the second Bronco in club history with consecutive 100-reception outings. Wide receiver Eddie Royal posts the second-most receptions (91) by a rookie in NFL history. The Broncos set a club record and tie for the NFL lead in fewest sacks allowed (12). **DECEMBER 30** — Mike Shanahan is relieved from his position as Executive Vice President of Football Operations/Head Coach of the Broncos. Shanahan guided Denver to consecutive Super Bowl victories in 1997-98 along with seven postseason berths and finished his 14-year head coaching career as the franchise's all-time winningest coach with a 146-91 (.616) overall record.

2009

JANUARY 12 — Josh McDaniels is introduced as the 12th head coach in Broncos history after spending eight seasons on the coaching staff of the New England Patriots, helping the club win three Super Bowl titles. **FEBRUARY 8** — Quarterback Jay Cutler, wide receiver Brandon Marshall and center Casey Wiegmann play in the Pro Bowl. **FEBRUARY 12** — Brian Xanders is promoted to general manager after spending the 2008 season as Denver's assistant general manager. **APRIL 2** — The Broncos acquire quarterback Kyle Orton along with a first-round pick in 2009 and '10 as well as a third-round pick in '09 from the Bears in exchange for quarterback Jay Cutler and a fifth-round pick in '09. **MAY** — The Broncos conclude season ticket renewals and waiting list additions for 2009, leading to an anticipated 40th consecutive season of home sellouts. **MAY 12** — Tight end Shannon Sharpe is elected as the 22nd member of the Broncos Ring of Fame. He is set to be inducted into the club's Ring of Fame at halftime of its Sept. 20 game against Cleveland.

ALL-TIME LOGOS



1960-61



1962-67



1968-96



1997-Pres.

ALL-TIME HELMETS



1960-61



1962-66



1967



1968-1996



1997-Pres.

ALL-TIME UNIFORMS



1960-61



1962-64



1965-66



1967



1968-96




1997-Pres. (Home)



1997-Pres. (Away)

Note: Uniforms worn from 1968-96 had minor sock and jersey design variations in several seasons from the one displayed, which reflects the exact uniform worn in the late 1980s.



THE DENVER BRONCOS' PLEDGE TO COMMUNITY DEVELOPMENT

The Denver Broncos strive to improve the lives of Coloradoans through youth programs, hunger and homelessness relief efforts, and health initiatives.

YOUTH PROGRAMS

DENVER BRONCOS BOYS AND GIRLS CLUB

The Denver Broncos Boys and Girls Club was established in August 2003 with a \$1.2 million investment over a minimum of five years—a commitment that was extended five more years in 2008. Currently, the Club's membership has swelled to capacity with more than 1,500 members and an average nightly attendance of more than 200 children.



On May 29, 2008, the Darrent Williams Memorial Teen Center was opened (shown above) to serve as a much-needed expansion of the existing Club. The celebration included Darrent's mother, Rosalind Williams, Broncos President and CEO Pat Bowlen, Denver Mayor John Hickenlooper and several of Williams' former teammates. Transcending the mere monetary contribution, the Broncos have committed to integrating community programs and player visits to the Club's operations, truly building upon a legacy of investment. An additional facet of that commitment is to continually develop and sustain programming that reaches members of all eight Boys and Girls Clubs of metro Denver.

YOUTH FOOTBALL

The Denver Broncos are committed to promoting and supporting youth football throughout Colorado. In the spring of 2009, Denver Public Schools kicked off an academic-based tackle football program—Futures Football—for all 32 DPS middle schools. Ten teams were formed corresponding to the 10 DPS high schools with each team being coached by that high school's football staff. Funding for the highly anticipated program was provided by the Denver Broncos, NFL Charities and the NFL Youth Football Fund.



During the summer of 2009, the Broncos partnered with the NFL on a free High School Player Development Camp and, along with the NFL and USA Football, hosted a coaching clinic at INVESCO Field at Mile High that provided numerous resources for youth football programs throughout the state. In addition, the Broncos hosted the sixth annual Broncos Bowl in August 2009. Held at INVESCO Field at Mile High, Broncos Bowl is a preseason celebration of youth football that kicks off the youth seasons with an invitation to teams from across the state to scrimmage one another in a Broncos gameday atmosphere. The Broncos also have established a yearly grant in partnership with the NFL Youth Football Fund that is awarded to a grassroots field development or refurbishment available to Colorado communities striving to improve the conditions and opportunities for youth football and its players.

DARRENT WILLIAMS MEMORIAL GRANT

In January 2007, the Denver Broncos established the Darrent Williams Memorial Grant to be awarded in the amount of \$50,000 each January to a deserving agency in the Denver community that provides positive alternatives for youth. Youth is one of the core initiatives for the organization in the community. The 2009 Darrent Williams Memorial Grant was given to fund the operation budget of the Darrent Williams Memorial Teen Center, which is adjacent to the existing Denver Broncos Boys and Girls Club. This facility provides teen-specific programming, educational resources and guidance for youth in the Montbello neighborhood of Denver.



The Teen Center officially opened on May 29, 2008, after a larger-than-life bronze sculpture in front of the Center honoring Darrent Williams (pictured right) was unveiled on May 21, 2008. It was crafted by acclaimed local artist Ed Dwight.

HUNGER AND HOMELESSNESS

DENVER BRONCOS YOUTH CENTER AT THE CROSSING

In June 2006, the Denver Broncos granted the Denver Rescue Mission \$150,000 over three years for its new transitional housing facility, The Crossing. The Crossing is the new home of the Family Rescue Ministry program that assists moving homeless, working and refugee families into permanent housing as well as the New Life Program for men looking to improve their lives. The Broncos' grant is designated to fund a 'family room' as part of the Denver's Road Home project as well as the Denver Broncos Youth Center that serves as an educational and recreational



place for children of all ages residing at the facility. The Broncos continue to work with the Denver Rescue Mission on an annual Holiday Party and other programs to benefit the children of the Denver Broncos Youth Center.





HEALTH PROGRAMS



INNER CITY HEALTH CENTER

The Denver Broncos are proud to have supported the capital campaign for Inner City Health Center's new facility at 3800 York Street in Denver. Inner City Health Center, which opened the doors to its new facility in January 2009, is a private, nonprofit, volunteer-based clinic that provides medical and dental care to the poor and uninsured. The new facility will provide much more space for both its medical and dental services.



DRIVE FOR LIFE

Since 1998, the Denver Broncos' community blood drive, Drive for Life, has been held on a Tuesday during the football season at INVESCO Field at Mile High. Working in conjunction with Bonfils Blood Center, Drive for Life has become the largest single-day blood drive in the history of Colorado and one of the largest in the nation. In 2008, 2,913 people showed up at Drive for Life X to give blood. There were 582 first-time donors, 2,040 units of blood collected and 162 potential marrow donors registered with the National Bone Marrow Registry. The Broncos Country Donor Club was a new element of Drive for Life that was established in 2007 to reward first-time Drive for Life donors who continued to contribute throughout the year with special incentives after each donation.

WALTER PAYTON NFL MAN OF THE YEAR

Each season, the Denver Broncos are proud to honor a nominee for the annual Walter Payton NFL Man of the Year award, given to the player who best provides leadership for his teammates on the gridiron and his fellow citizens in the community. Cornerback Champ Bailey was the Broncos' 2008 Walter Payton NFL Man of the Year nominee.



Bailey adopted the Denver Rescue Mission's Denver Broncos Youth Center at The Crossing and has spent the last several years making monthly visits to the center to participate in activities and meet and inspire young people living at The Crossing. Bailey developed "Champ's Volunteers," a youth volunteer recruitment program benefitting the Denver Rescue Mission. Bailey also has been the organization's spokesperson for the NFL What Moves U/NFL Play60 campaigns to encourage young people to stay physically fit.

Other Broncos players nominated for the 2008 Walter Payton NFL Man of the Year award were quarterback Jay Cutler, tight end Daniel Graham and tackle Ryan Harris. Recent Broncos winners of the Walter Payton NFL Man of the Year award are Domonique Foxworth (2007), Rod Smith (2006), John Lynch (2005), Rod Smith (2004), Ian Gold (2003) and Ed McCaffrey (2002). Quarterback John Elway (1992) is the only Broncos player ever to win the national award, which was first given in 1970 and renamed after the Chicago Bears' Pro Football Hall of Fame running back in 1999.



ED BLOCK COURAGE AWARD



The Ed Block Courage Award is named in honor of Ed Block, the long-time head athletic trainer of the Baltimore Colts who was a pioneer in his profession and a respected humanitarian.

Safety Marquand Manuel was voted by his teammates as the Broncos' 2008 winner after playing in every game (14 starts) while his daughter fought encephalitis, a rare disease that attacked her immune system, caused her brain to swell and shut down her entire body. His perseverance resulted in him joining 31 other players from around the NFL as an Ed Block Courage Award winner.

PREVIOUS BRONCOS WINNERS (SINCE 1984)

Player	Year	Player	Year
Marquand Manuel	2008	Ed McCaffrey	1996
John Engelberger	2007	Dave Wyman	1995
Louis Green	2006	Rondel Jones	1994
Dwayne Carswell	2005	Simon Fletcher	1993
Dan Neil	2004	Dennis Smith	1992
Tom Nalen	2003	John Elway	1991
Keith Burns	2002	Keith Kartz	1990
Terrell Davis	2001	Rick Dennison	1989
John Mobley	2000	Gerald Willhite	1988
Rod Smith	1999	Dennis Smith	1987
Tony Jones	1998	Rubin Carter	1986
Steve Atwater	1997	Rulon Jones	1985
		Keith Bishop	1984

DARRENT WILLIAMS GOOD GUY AWARD



The Darrent Williams Good Guy Award was created in the memory of former Broncos cornerback Darrent Williams, who passed away on Jan. 1, 2007, after completing his second season with the team. The award, voted upon by local media, is given annually to the Bronco who best exemplifies Williams' enthusiasm, cooperation and honesty while dealing with members of the press.

Defensive end Ebenezer Ekuban was named the recipient of the Darrent Williams Good Guy Award in recognition of his work with the media during the 2008 season.

ALL-TIME BRONCOS WINNERS (SINCE 2007)

Player	Year
Ebenezer Ekuban	2008
John Lynch	2007

BRONCOS TEAM AWARD WINNERS

MVP — EARL HARTMAN AWARD

Year	Offense	Defense	Special Teams
1995	Terrell Davis	Steve Atwater	Glyn Milburn
1994	John Elway	Steve Atwater	Ray Jacobs
1993	John Elway	Simon Fletcher	Reggie Rivers
1992	John Elway	Simon Fletcher	Keith Traylor
1991	John Elway	Dennis Smith	Alton Montgomery
1990	Bobby Humphrey	Steve Atwater	Kevin Clark
1989	Bobby Humphrey	Dennis Smith	David Treadwell
1988	John Elway/ Sammy Winder	Simon Fletcher	Ken Bell
1987	John Elway	Karl Mecklenburg	Ken Bell
1986	John Elway	Mike Harden	Darren Comeaux
1985	John Elway	Rulon Jones	Daniel Hunter
1984	Steve Watson	Louis Wright	Ken Woodard
1983	Steve Watson	Randy Gradishar	Ken Woodard
1982	Billy Bryan	Louis Wright	Rob Lytle/ Rick Upchurch
1981	Steve Watson	Bob Swenson	Jim Ryan
1980	Billy Bryan	Randy Gradishar	Fred Steinfort
1979	Craig Morton	Bob Swenson	Larry Canada
1978	Riley Odoms	Randy Gradishar	Maurice Harvey
1977	Craig Morton	Tom Jackson	Rick Upchurch
1976	Riley Odoms	Tom Jackson	Rick Upchurch
1975	Bobby Maples	Lyle Alzado	Jim Turner
1974	Otis Armstrong	Tom Jackson	Ken Criter
1973	Charley Johnson	Paul Smith	

BOB PECK MEMORIAL AWARD

(MOST INSPIRATIONAL)

1995	Michael Dean Perry
1994	Shannon Sharpe
1993	Dennis Smith
1992	Dennis Smith
1991	Kenny Walker
1990	Keith Kartz
1989	Marc Munford
1988	Keith Bishop/Billy Bryan
1987	Keith Bishop
1986	Tom Jackson
1985	Tom Jackson
1984	Tom Jackson
1983	Tom Jackson
1982	Tom Jackson
1981	Tom Jackson

BOB MARTIN AWARD

(FOR COOPERATION WITH THE MEDIA)

1995	Lionel Washington
1994	Shannon Sharpe
1993	Tyrone Braxton
1992	Reggie Rivers
1991	Greg Kragen
1990	Mark Jackson

THE DENVER BRONCOS CHEERLEADERS

In 2008, the members of the Denver Broncos cheerleading squad divided more than 1,500 hours of civic involvement among 85 Colorado organizations. Many associations, including Craig Hospital, Habitat for Humanity and Race for the Cure, were visited by members of last year's team. For the 2009 season, the squad will continue to promote community involvement as its primary commitment.

Since 2003, members of the Denver Broncos cheerleaders have toured military bases in Egypt, Cuba, Iraq, Afghanistan, Italy, Guam, Hawaii, Kwajaleim, and Japan performing their 90-minute show to boost the troops' morale and thank them for their service to our country.

Entering their 17th season, the Denver Broncos cheerleaders are one of the premier teams in the National Football League. The Broncos brought cheerleaders back in 1993 after a 17-year absence and are proud of the work the team does both on the field and more importantly in the community.

The Broncos' cheerleaders are selected through auditions held each spring.

In 2009, more than 200 women tried out for the 26 available positions. Auditions focus primarily on dance ability; However, appearance, personal accomplishments and community involvement also are contributing factors.

Known for their distinctive western uniforms, the cheerleaders wear long leather chaps and jackets in the fall months, skiwear for cold games and a more traditional cheerleading leather skirt and vest in the summer months. The three uniform changes give the group flexibility with the rapidly changing Colorado weather.

In 2009, the cheerleaders will have a calendar, poster and other merchandise available for sale. For more information on the cheerleaders, contact Teresa Shear at (720) 258-3176 or look up their page on the Denver Broncos' official Web site, www.DenverBroncos.com.



Teresa Shear
Director of Cheerleaders & Game Day Entertainment



Shelly Trujillo
Assistant Director, Cheerleaders



Kelly Tilley
Director, Junior Cheerleaders



MASCOTS

THUNDER

The Denver Broncos are notorious for having thunderstorms throughout the fall and winter—That is Thunder storming the field. Thunder is a purebred Arabian gelding that acts as the club’s mascot. Following every Denver Broncos touchdown, Thunder displays his impressive canter from one end zone to the other.

Thunder, provided by Magness Racing Ventures of Denver, will be entering his sixth year during the Broncos’ 2009 campaign. Thunder took the reins as the Broncos’ mascot during a ceremony at the Sunday night game against the Kansas City Chiefs on Sept. 12, 2004.

The original Thunder served as the Broncos’ mascot for 11 years before retiring at the start of the 2004 campaign. His registered name was JB Kobask, but the stallion was given the “stage name” Thunder for his mascot duties. Thunder made his Mile High debut on Sept. 12, 1993, during a Broncos victory over the San Diego Chargers. In addition to his appearances at all Broncos home games, Thunder also appeared at Super Bowl XXXII in San Diego and XXXIII in Miami. The original Thunder made regular appearances at events and community functions following his retirement.

Thunder had been Sharon Magness Blake’s personal riding horse for five years before assuming the duties of Broncos mascot in 2004.

Thunder is trained and ridden by Ann Judge-Wegener of Magness Racing Ventures. She is an accomplished equestrian.



MILES

Popular with all fans and especially children, Miles entertains the Broncos’ faithful at every home game and makes more than 200 appearances throughout the Denver community each year since being introduced in 2001.

Miles has performed all across Colorado and the world, including appearances at the Chinese New Year Parade in Hong Kong, the Macy’s Thanksgiving Parade in New York City and the Pro Bowl in Hawaii. Miles also has made national television appearances on MTV as well as Fox Sports Net’s “Best Damn Sports Show Period.”

If you would like to inquire about scheduling Miles for your next event or birthday party, please contact Brad Post in the Broncos’ marketing department at (720) 258-3114.

INVESCO FIELD AT MILE HIGH



The Denver Broncos began a new era in 2001 when they took to the field in a new stadium, INVESCO Field at Mile High. Built adjacent to their previous home of 41 years, Mile High Stadium, the new stadium features first-class, state-of-the-art amenities for the teams and fans alike.

With seating capacity set at 76,125, INVESCO Field at Mile High is one of the largest stadiums in the National Football League. It includes 1.7 million square feet of space (approximately twice that of Mile High Stadium), providing the ultimate in comfort and convenience—including wider concourses, wider seats, more restrooms, elevators and escalators and full-service accommodations for people with disabilities.

INVESCO Field at Mile High features 132 luxury suites on two levels as well as 8,800 club seats. It is highlighted by an emphasis on state-of-the-art technology while maintaining the traditional aspects of Mile High Stadium that gave the Broncos a decided home-field advantage over the years. Those features include the close proximity of the seats to the field as well as steel treads and risers that fans utilize to create the same deafening roar that characterized Mile High Stadium.

The stadium was designed and built by Turner/Empire/Alvarado Construction and HNTB Architects in association with Fentress Bradburn Architects and Bertram A. Bruton Architects. Numerous Colorado companies and hundreds of professional designers, engineers and construction tradesmen were involved in the construction of the new state-of-the-art facility.

Construction began during the summer of 1999, and official groundbreaking on the stadium was held on Aug. 17, 1999. The Broncos won the first game ever played in the new stadium, 31-24, over New Orleans on Aug. 25, 2001, in the preseason and won the first regular-season game, 31-20, at the facility on *Monday Night Football* against the New York Giants on Sept. 10, 2001.





INVESCO FIELD AT MILE HIGH FACTS

BRONCOS' RECORD AT INVESCO FIELD

44-20 (.688) Regular Season / 1-1 (.500) Postseason

LOCATION

1701 Bryant Street in Denver, just west of Interstate 25, near downtown

DEVELOPER AND OWNER

Metropolitan Football Stadium District

SEATING

Capacity 76,125

(Lower Level-31,950 / Mid Level-19,100 / Upper Level-25,075)

SUITES/CLUB SEATS

132 Luxury Suites on two levels / 8,800 club seats

AREA

Site: Approximately 83 acres

Footprint: 15.34 acres

Gross square footage: 1,693,000

ARCHITECT

HNTB Corporation, in association with Fentress Bradburn Architects and Bertram A. Bruton & Associates

CONTRACTOR

Turner Construction, Empire Construction, Alvarado Construction

BY THE NUMBERS:

- 1,717,000 square feet area
- 4,844,000 field man hours
- 300,000 cubic yards of excavation
- 85,000 cubic yards of concrete (*enough to build the foundations for all the houses in Trinidad, Colo. (pop. 9,900)*)
- 12,000,000 pounds of reinforced steel
- 1,500,000 square feet of wire mesh
- 12,000 tons of structural steel
- 130,000 bricks
- 1,600,000 masonry blocks
- 1,000,000 square feet of drywall
- 500,000 square feet of sidewalks
- 2,100,000 square feet of asphalt paving (*equivalent to 16 miles of two-lane highway*)
- 256 miles of post tensioning cable (*enough to stretch from Trinidad, Colo., to Fort Collins, Colo.*)
- 35,000 linear feet of curb
- 130,000 square feet of curtainwall
- 31,000 square feet of suite windows
- 200,000 pounds of aluminum
- 30,000 square feet of glass
- 76,000 square feet of metal panels
- 1,500 plumbing fixtures
- 25,000 light fixtures
- 2,500 tons of cooling

INVESCO FIELD AT MILE HIGH SEATING DIAGRAM



MEDIA PARKING DIAGRAM



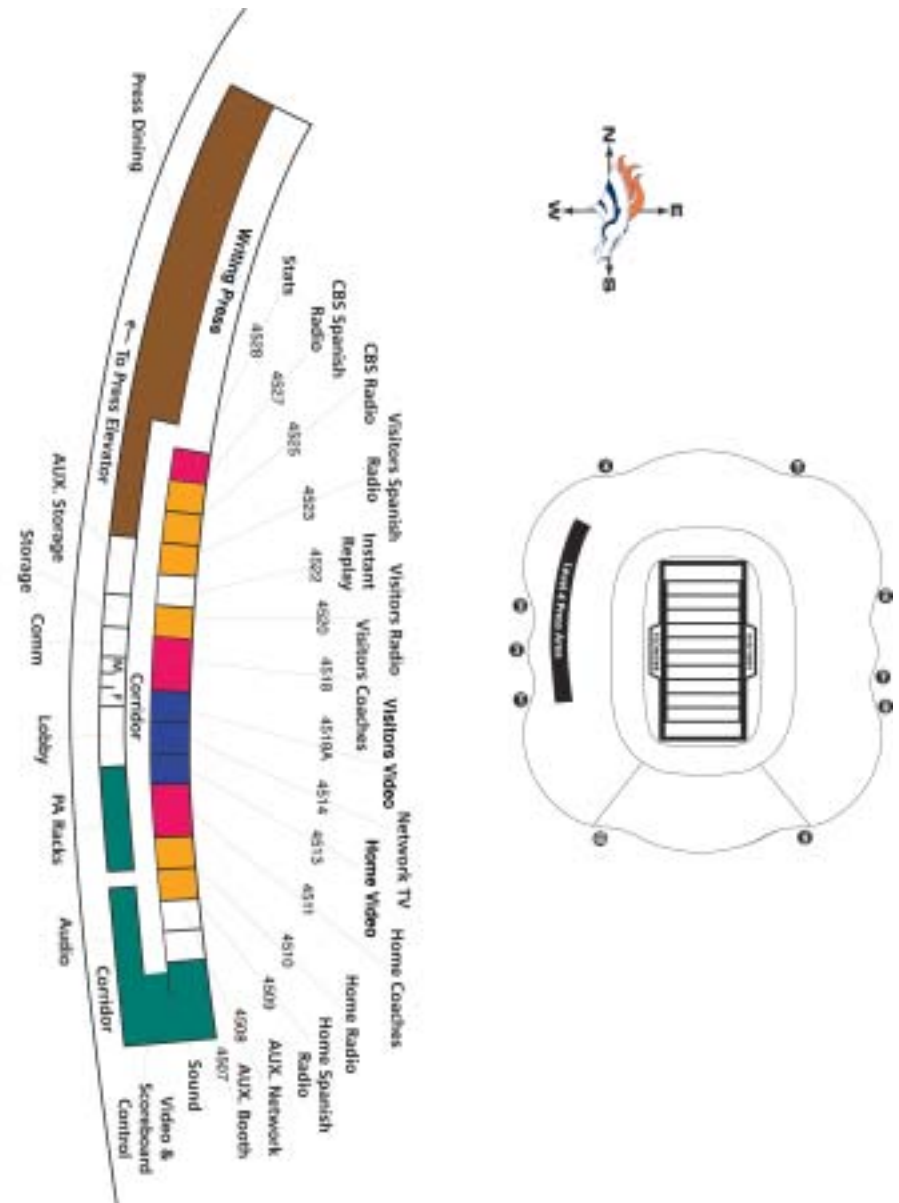
Access to Lots H&I will be from 20th Avenue. Vehicles coming from the north should exit at 23rd Avenue, go straight through the intersection onto a special frontage road and then follow the directions to Lots H&I.

Vehicles coming from the south should exit at 17th Avenue, go under I-25, turn right onto Mile High Stadium Circle, and follow the directions to Lots H&I.

Lots H&I can also be accessed from Federal Boulevard and 20th Avenue.

From the parking lot, media access is through the North Security Entrance between Gates 4 & 5.

PRESS LEVEL DIAGRAM



BRONCOS STADIUM HISTORY

The Denver Broncos played nearly all of their home games for the first 41 seasons of club history in one building. Known since 1969 as Mile High Stadium, the facility opened in 1948 as Bears Stadium for the Denver Bears of baseball's old Western League with long range plans to utilize it for football as well. When Denver became a charter member of the American Football League in 1959, the south stands (8,100 seats) and portable east stands (9,616 seats) were added to give a capacity of 34,657 for football. The Broncos began play in 1960.

After Denver voters turned down a stadium bond issue to build an all-purpose metropolitan stadium in 1967, a non-profit group began a fundraising drive with the goal of purchasing the stadium for the city. In February 1968, the group bought the stadium from Rocky Mountain Empire Sports for \$1.8 million and presented it to the city of Denver. A 16,000-seat upper deck was immediately constructed over the west stands, raising the capacity to more than 50,000 for the 1968 season. In December 1968, the stadium was renamed Denver Mile High Stadium.

The Broncos posted a home record of 191-109-7 (.634) in 41 seasons of play from 1960-2000. With the exception of two games played at the University of Denver Stadium (1962 and '63 home openers; 1-1 record), every Broncos home game was played in the single facility known either as Bears Stadium or Mile High Stadium with the club posting a 190-108-7 (.638) record in the building. The Broncos went 19-40-2 (.328) from 1960-68 in Bears Stadium before posting a 171-68-5 (.711) record from 1969-2000 after the name was changed to Mile High Stadium.

The stadium was filled for every regular-season game from the beginning of the 1970 season through its final season in 2000. The Broncos sold out 237 consecutive regular-season games, and with postseason contests the total reached 250 over the 31-year period.

Expansion of Mile High Stadium, which began in 1975, was completed for the 1977 season to give the Broncos the seventh-largest home facility in the league. Denver voters passed a \$25 million bond issue in 1974 to expand and improve the stadium from its capacity of 51,706 to 75,100. The stadium held 63,532 for the 1976 season, halfway through the project.

Bringing the stadium to its final capacity of 76,098 in 1986 was the construction of 60 penthouse suites atop the west stands.

One of the unique aspects of Mile High Stadium was its movable east stands. The massive single section, when fully extended, formed a horseshoe configuration for football, and when retracted, was in position for

baseball. The three-tiered structure, measuring 535 feet in length, 135 feet in height and 200 feet in depth, weighed nearly nine million pounds and was moved a distance of 145 feet between the two configurations. The move was facilitated by a process involving a thin layer of water on which the structure moved. Water was pumped onto more than 90,000 square feet of runways and formed a .003-inch sheet upon which the stands rested. Hydraulic rams then pushed the stands forward at the rate of three feet per minute, making the move last somewhere around two hours.

Demolition of Mile High Stadium was completed in March 2002.



The Broncos played their home games at Mile High Stadium from their inception in 1960 until 2000. The facility, built in 1948, was known as Bears Stadium until 1969.

FAST FACTS	
Broncos Home Record, 1960-2000 (Bears Stadium/Mile High Stadium, University of Denver Stadium):	191-109-7 (.634)
Broncos Record at Bears Stadium/ Mile High Stadium:	190-108-7 (.638)
19-40-2 (.328) as Bears Stadium, 1960-68 171-68-5 (.711) as Mile High Stadium, 1969-2000	
Broncos Record at U. of Denver Stadium	1-1 (.500)
First Broncos Game at Bears Stadium	Oct. 2, 1960 • Denver Broncos 31 Oakland Raiders 14
Last Broncos Game at Mile High Stadium	Dec. 23, 2000 • Denver Broncos 38 San Francisco 49ers 9

INVESCO FIELD AT MILE HIGH SINGLE-GAME RECORDS (2001-2008)

INDIVIDUAL PERFORMANCES

BY DENVER			BY OPPONENT	
Statistic	No.	Player (Game)	No.	Player (Game)
Rushing Yards	228	Clinton Portis (Ari., 12/29/02)	161	Priest Holmes (K.C., 12/15/02)
Rushing Touchdowns	5	Clinton Portis (K.C., 12/7/03)	3	2x, last: L. Tomlinson (S.D., 11/19/06)
Receptions	18	Brandon Marshall (S.D., 9/14/08)	14	Marshall Faulk (Stl., 9/8/02)
Receiving Yards	208	Rod Smith (Atl., 10/31/04)	154	Terrell Owens (Phi., 10/30/05)
Receiving Touchdowns	3	Shannon Sharpe (S.D., 11/16/03)	3	2x, last: R. Wayne (Ind., 10/29/06)
Passing Yards	499	Jake Plummer (Atl., 10/31/04)	421	Drew Brees (N.O., 9/21/08)
Passing Touchdowns	4	5x, last: J. Cutler (S.D., 9/14/08)	4	2x, last: B. Roethlisberger (Pit., 10/21/07)
Passer Rating	144.3	Brian Griese (NYG, 9/10/01)	149.1	JaMarcus Russell (Oak., 11/23/08)
Field Goals Made	5	Jason Elam (Mia., 10/13/02)	4	4x, last: D. Carpenter (Mia., 11/2/08)
Sacks	3	3x, last: E. Dumervil (K.C., 12/9/07)	3	A. Kampman (G.B., 10/29/07) OT
Interceptions	4	Deltha O'Neal (K.C., 10/7/01)	2	Walt Harris (S.F., 12/31/06) OT

TEAM PERFORMANCES

BY DENVER			BY OPPONENT	
Statistic	No.	Opponent (Date)	No.	Team (Date)
Points	49	Philadelphia (10/30/05)	41	2x, last: San Diego (10/7/07)
Touchdowns	7	Philadelphia (10/30/05)	5	3x, last: San Diego (10/7/07)
Total Net Yards	567	Atlanta (10/31/04)	502	New Orleans (9/21/08)
Rushing Yards	270	Kansas City (12/7/03)	214	San Diego (10/7/07)
Rushing Touchdowns	5	Kansas City (12/7/03)	3	4x, last: New Orleans (9/21/08)
Passing Yards (Net)	499	Atlanta (10/31/04)	414	New Orleans (9/21/08)
Passing Touchdowns	4	5x, last: San Diego (9/14/08)	4	2x, last: Pittsburgh (10/21/07)
Sacks	7	Pittsburgh (10/12/03)	5	Baltimore (9/30/01)
Interceptions	5	New England (10/28/01)	3	2x, last: Miami (11/2/08)
Fewest Points Allow.	0	N.Y. Jets (11/20/05)	3	San Diego (10/7/07)
Fewest Net Yds. Allow.	.96	San Diego (11/16/03)	186	Washington (11/18/01)
Fewest Rush Yds. Allow.	.16	Kansas City (12/9/07)	14	Miami (11/2/08)
Fewest Pass Yds. Allow.	.53	Oakland (9/16/07) OT	91	Oakland (10/15/06)
Takeaways	5	3x, last: N.Y. Jets (11/20/05)	5	Seattle (12/3/06)
Fewest Giveaways	0	14x, last: Minnesota (12/30/07) OT	0	15x, last: Buffalo (12/21/08)
Turnover Ratio	.44	2x, last: N.Y. Jets (11/20/05)	+4	Seattle (12/3/06)

BRONCOS STATS CREW

The Denver Broncos' stats crew, regarded as one of the best in the NFL, is responsible for tracking all statistical information during home games. The eight-man crew has a combined 155 years of experience recording football statistics and is a vital part of the Broncos' gameday operation.



Gene DiTolla
33 Years Exp.
Rushing



Dave Einspahr
26 Years Exp.
Official Scorer



Jim Motsinger
24 Years Exp.
Data Entry



Dan Riley
17 Years Exp.
"Catch All"



Art Rosener
27 Years Exp.
Passing



Jerry Valdes
6 Years Exp.
Spotter/Defense



Zack Williams
4 Years Exp.
Participation



Sax Willson
18 Years Exp.
Auditor

NFL NETWORK

NFL Network provides fans with a network to call their own. Seven days a week, 24 hours a day, 365 days a year, fans turn to NFL Network to receive information and insight straight from team headquarters, league offices and wherever else the NFL is making news.



NFL Network gives fans unprecedented year-round access to all NFL events, including the preseason, regular season, playoffs, Super Bowl, Pro Bowl and Scouting Combine. The Pro Football Hall of Fame induction weekend, Senior Bowl, league meetings, playing schedule, NFL Draft, minicamps and training camps also are covered.

In addition, NFL Network is the only place on television for fans to view NFL games outside their initial live airings. From original broadcast versions of past Super Bowls, in-week replays of current games, original network telecasts of classic NFL regular season and postseason games, to preseason games and regular season NFL games—NFL Network is truly the year-round destination to see NFL games.

EXCLUSIVE LIVE PRIMETIME GAMES

NFL Network's eight-game primetime package—six Thursday contests and one apiece on Friday and Saturday—includes a special Thanksgiving night game in Denver on Thursday, Nov. 26, at 6 p.m. MST with the Broncos hosting the New York Giants. Each NFL Network telecast will feature a live, two-hour pregame show and a live, one-hour postgame show following each contest.

NFL TOTAL ACCESS

NFL Network's signature show is THE football show of record. NFL Total Access is uniquely structured to see the game through the participants' eyes.

Covering all 32 teams, NFL Total Access features interviews with players, coaches and other key league personnel. Using the most advanced technology, NFL Total Access has the ability to go live to any NFL team headquarters at any time.

NFL GAMEDAY MORNING & NFL GAMEDAY FINAL

The first pregame show on the air each Sunday, NFL GameDay Morning kicks off at 7 a.m. MST with complete coverage of all the news, notes and games from stadiums around the league. After each Sunday's final game, the 90-minute NFL GameDay Final delivers comprehensive coverage of the day's action.

NFL REPLAY

NFL games will be re-aired with the original television announcers and cameras. This offering features the most exciting games each week in a 90-minute format. Enhancements to each broadcast include additional camera angles, sideline sound and post-game interviews.

DENVERBRONCOS.COM

DenverBroncos.com is the official home of the Broncos on the Internet and provides complete coverage of everything related to the Denver Broncos throughout the regular season, postseason and beyond with stories, blogs, video, audio, photos and more on the Rocky Mountain region's most avidly followed sports franchise.



From the start of training camp to the final gun of the last game, from the start of free agency to the NFL Draft, DenverBroncos.com's staff brings users the latest news with a variety of blogs, daily notebooks, feature stories and historical flashbacks, allowing fans to follow their favorite NFL team.

On gamedays, fans can watch post-game press conferences, go interactive with the DenverBroncos.com live game blog and browse a collection of post-game stories, video and audio snippets from the locker room.

Broncos TV, the video section of the site, enters its sixth season bringing on-demand video on the Broncos to the desktops of fans around the world. Broncos TV's offerings include locker room interviews, video of every press conference, highlights of every game and training camp practice, and one-on-one interviews with those making news at Dove Valley.

Broncos fans can be a part of the conversation with BroncosCountry.com, an interactive Web site, by setting up a profile and interacting with Broncos fans across the world. They can also interact on the Broncos' blogs. From player blogs to cheerleader blogs to the DenverBroncos.com official blog, each offers a unique voice and allows readers the opportunity to add their comments.

The official site also includes numerous other features, including Spanish-language content, a community relations section, a calendar to keep up with player appearances around the region, message boards, chat rooms, ticket information, a kids' section and the DenverBroncos.com Media Room, where every press release, press conference transcript, weekly release and more can be accessed.

Even when the calendar flips to the offseason, DenverBroncos.com still provides daily coverage of everything Broncos, chronicling events such as all of the team's organized team activities, the annual minicamps, the Senior Bowl and the NFL Scouting Combine.

DenverBroncos.com—the Internet's destination for everything Broncos.

DENVERBRONCOS.COM CONTACTS:

KYLE SONNEMAN: Manager of Team Media
(303) 649-0590 / kyle.sonneman@broncos.nfl.net

CHRIS HALL: Multimedia Producer
(303) 649-0535 / chris.hall@broncos.nfl.net

GRAY CALDWELL: Graduate Assistant
(303) 649-0540 / gray.caldwell@broncos.nfl.net

BRONCOS RADIO NETWORK



Dave Logan
Play-by-Play

It's a Rocky Mountain tradition: 850 KOA and the Denver Broncos. For the 40th consecutive season, Denver's 50,000-watt station serves as the flagship for the Denver Broncos game broadcast network.

Dave Logan, who leads KOA's broadcast crew as the play-by-play announcer, is in his 13th full season as voice of the Broncos following seven years as color analyst on the broadcasts.

Logan's background reads like an All-American dream. A Colorado native and 1971 winner of *The Denver Post* Gold Helmet Award, he is one of two athletes (along with Dave Winfield) drafted by franchises in Major League Baseball, the NBA and the NFL. Logan chose the latter, starring for the Cleveland Browns from 1976-83 and ascending into the top five of virtually every receiving category in the franchise's record books. He played his final season in Denver in 1984.

Since then, Logan has brought his love for sports and knowledge of the games to Colorado radio listeners as co-host of 850 KOA's award-winning weekday afternoon talk show "The Ride Home" from 3-7 p.m. He was named 1997 Broadcast Citizen of the Year in Colorado and has been Colorado Sportscaster of the Year three times (1992-93 and '98).

Logan also is one of the most accomplished prep football coaches in Colorado state history, coaching three high school football programs to state championship victories. He currently is the head coach at Mullen High School, where he enters his seventh year coaching the Mustangs in 2009. Mullen, which won the Class 5A State Championship in 2008, advanced to the state semifinals in Logan's first year at the helm in 2003 and also won a state championship in 2004. He helped the school reach the state finals in 2005 and 2006 and the state semifinals in 2007. Additionally, Logan led Chatfield (2000-02) to a state title in 2001 and Arvada West (1993-99) to a title in 1997.



DENVER BRONCOS RADIO NETWORK • 2009 AFFILIATE STATIONS

FLAGSHIP STATION: KOA 850 AM, DENVER

COLORADO		MONTANA		WYOMING	
Alamosa	KALQ 93.5 FM	Billings*	KGHL 790 AM	Buffalo*	KBBS 1450 AM
Aspen	KNFO 106.1 FM	Bozeman*	KMMS 1450 AM	Casper	KTWO 1030 AM
Colorado Springs	KDZA 107.9 FM	Glendive*	KDZN 96.5 FM	Cody*	KODI 1400 AM
Craig	KRAI 550 AM	Kalispell*	KOFI 1180 AM	Douglas*	KKTY 1470 AM
Durango	KRSJ 100.5 FM	Lewistown*	KXLO 1230 AM	Gillette*	KIML 1270 AM
Estes Park	KEPL 1470 AM	Malta*	KMMR 100.1 FM	Green River*	KUGR 1490 AM
Fort Collins	KCOL 600 AM	NEBRASKA		Kemmerer*	KMER 950 AM
Fort Morgan	KSIR 1010 AM	Alliance	KCOW 1400 AM	Laramie	KOWB 1290 AM
Glenwood Springs	KMTS 99.1 FM	Chadron	KCSR 610 AM	Newcastle*	KASL 1240 AM
Granby	KRKY 930 AM	North Platte	KOOQ 1410 AM	Powell*	KLZY 92.5 FM
Grand Junction	KSTR 96.1 FM	Scottsbluff	KNEB 960 AM	Powell*	KPOW 1260 AM
Gunnison	KPKE 1490 AM	NEW MEXICO		Rawlins*	KRAL 1240 AM
Lamar	KVAY 105.7 FM	Artesia	KSVP 990 AM	Riverton*	KVOW 1450 AM
Montrose	KUBC 580 AM	Farmington	KDAG 96.9 FM	Sheridan	KWYO 1410 AM
Pagosa Springs	KWUF 1400 AM	NORTH DAKOTA		Sundance*	KYDT 103.1 FM
Pueblo	KCSJ 590 AM	Bismarck	KFYR 550 AM	Thermopolis*	KTHE 1240 AM
Salida	KVRH 1340 AM	SOUTH DAKOTA		Torrington*	KGOS 1490 AM
Steamboat Springs	KBCR 1230 AM	Belle Fourche*	KBFS 1450 AM	Wheatland*	KYCN 1340 AM
Trinidad	KCRT 92.5 FM	Lemmon*	KBJM 1400 AM	Worland*	KWOR 1340 AM
Walsenburg	KSPK 102.3 FM	Rapid City	KOTA 1380 AM		
KANSAS					
Goodland	KKCI 102.5 FM				

*Northern Sports Network

BRONCOS PRESEASON TELEVISION NETWORK



Gary Miller
Play-by-Play

For the sixth season, KCNC is the primary television home of the Denver Broncos. As the Broncos' partner television station, the CBS affiliate will carry three of the team's preseason contests in 2009. KCNC will televise Denver's preseason games at San Francisco on Friday, Aug. 14 (7 p.m. PDT), at Seattle on Saturday, Aug. 22 (7:30 p.m. PDT) and vs. Arizona on Thursday, Sept. 3 (7 p.m. MDT).

The broadcast team consists of Gary Miller (play-by-play), former Broncos fullback Reggie Rivers (color commentary) and Vic Lombardi (broadcast host).

Miller, who is a Brooklyn native, joined KCNC in June 1991 and has been covering the Broncos since the fall of that year. He has hosted various Broncos shows, including "Broncos Beat" and "Sports Extra with Terrell Davis" as well as Broncos pre and post-game shows and "The Mike Shanahan Show." He is a contributor to the station's pregame show, "Ford Countdown to Kickoff," on Sunday mornings and "Arby's All-Access" on Sunday nights, and he has co-hosted "John Lynch Live" and "Jay Cutler Live." The Long Island University graduate worked in California and Washington before joining KCNC in Denver.

Rivers, a Broncos fullback from 1991-96, has become a fixture in the Denver media landscape since arriving in Denver in 1991. He started with a weekly column in the *Rocky Mountain News* as a rookie, which was supposed to be a four-week stint but turned into an eight-year relationship. Beginning in 1993, he served as a guest host on several local television and radio shows, including "Broncos Beat," "Sports Extra" and a weekly radio segment on 850 KOA called "Rolling with Rivers." Rivers served as weekend sports anchor at KCNC from 2006-2009, hosting Ford Countdown to Kickoff and contributing to other Broncos related programs. Rivers currently writes a weekly column for *Pro Football Weekly*, hosts a PBS show called "Global Agenda" and recently completed his master's degree in international studies at the University of Denver.

Lombardi, a Denver native, has wanted to be a sportscaster since he was 10 years old. He grew up on Denver's west side in the shadow of Mile High Stadium. After interning for KCNC as a student, he later joined the station in June 1998. After graduating from Holy Family High School in Denver, Lombardi attended the University of Colorado at Boulder before graduating from Notre Dame in 1991. He began his broadcasting career in South Bend, Ind., before moving to Austin, Texas. The 19-time Emmy Award winner took a job in Phoenix before returning to his roots in Denver. Lombardi is the station's lead sports anchor as well as a host of "Arby's All-Access" and a contributor to "Ford Countdown to Kickoff." He also has co-hosted "John Lynch Live" and "Jay Cutler Live."

KCNC's coverage of the 2005 and 2006 Broncos preseasons were recognized with Emmy Awards in the Sporting Event/Game (live) category.



Reggie Rivers
Color Commentary



Vic Lombardi
Broadcast Host



ALL-TIME CHAMPIONSHIP SCORES

SUPER BOWLS

2008	XLIII	Pittsburgh 27, Arizona 23, at Tampa, Fla.
2007	XLII	New York Giants 17, New England 14, at Glendale, Ariz.
2006	XLI	Indianapolis 19, Chicago 17, at South Florida
2005	XL	Pittsburgh 21, Seattle 10, at Detroit
2004	XXXIX	New England 24, Philadelphia 21, at Jacksonville
2003	XXXVIII	New England 32, Carolina 29, at Houston
2002	XXXVII	Tampa Bay 48, Oakland 21, at San Diego
2001	XXXVI	New England 20, St. Louis 17, at New Orleans
2000	XXXV	Baltimore 34, New York Giants 7, at Tampa
1999	XXXIV	St. Louis 23, Tennessee 16, at Atlanta
1998	XXXIII	Denver 34, Atlanta 19, at Miami
1997	XXXII	Denver 31, Green Bay 24, at San Diego
1996	XXXI	Green Bay 35, New England 21, at New Orleans
1995	XXX	Dallas 27, Pittsburgh 17, at Tempe
1994	XXIX	San Francisco 49, San Diego 26, at Miami
1993	XXVIII	Dallas 30, Buffalo 13, at Atlanta
1992	XXVII	Dallas 52, Buffalo 17, at Pasadena
1991	XXVI	Washington 37, Buffalo 24, at Minneapolis
1990	XXV	New York Giants 20, Buffalo 19, at Tampa
1989	XXIV	San Francisco 55, Denver 10, at New Orleans
1988	XXIII	San Francisco 20, Cincinnati 16, at Miami
1987	XXII	Washington 42, Denver 10, at San Diego
1986	XXI	New York Giants 39, Denver 20, at Pasadena
1985	XX	Chicago 46, New England 10, at New Orleans
1984	XIX	San Francisco 38, Miami 16, at Palo Alto, Calif.
1983	XVIII	Los Angeles Raiders 38, Washington 9, at Tampa
1982	XVII	Washington 27, Miami 17, at Pasadena
1981	XVI	San Francisco 26, Cincinnati 21, at Detroit
1980	XV	Oakland 27, Philadelphia 10, at New Orleans
1979	XIV	Pittsburgh 31, Los Angeles 19, at Pasadena
1978	XIII	Pittsburgh 35, Dallas 31, at Miami
1977	XII	Dallas 27, Denver 10, at New Orleans
1976	XI	Oakland 32, Minnesota 14, at Pasadena
1975	X	Pittsburgh 21, Dallas 17, at Miami
1974	IX	Pittsburgh 16, Minnesota 6, at New Orleans
1973	VIII	Miami 24, Minnesota 7, at Houston
1972	VII	Miami 14, Washington 7, at Los Angeles
1971	VI	Dallas 24, Miami 3, at New Orleans
1970	V	Baltimore 16, Dallas 13, at Miami
1969	IV	Kansas City 23, Minnesota 7, at New Orleans
1968	III	New York Jets 16, Baltimore 7, at Miami
1967	II	Green Bay 33, Oakland 14, at Miami
1966	I	Green Bay 35, Kansas City 10, at Los Angeles

AFL/AFC CHAMPIONSHIP GAMES

2008		at Pittsburgh 23, Baltimore 14
2007		at New England 21, San Diego 12
2006		at Indianapolis 38, New England 34
2005		Pittsburgh 34, at Denver 17
2004		New England 41, at Pittsburgh 27
2003		at New England 24, Indianapolis 17
2002		at Oakland 41, Tennessee 24
2001		New England 24, at Pittsburgh 17
2000		Baltimore 16, at Oakland 3
1999		Tennessee 33, at Jacksonville 14
1998		at Denver 23, N.Y. Jets 10
1997		Denver 24, at Pittsburgh 21
1996		at New England 20, Jacksonville 6
1995		at Pittsburgh 20, Indianapolis 16
1994		San Diego 17, at Pittsburgh 13
1993		at Buffalo 30, Kansas City 13
1992		Buffalo 29, at Miami 10
1991		at Buffalo 10, Denver 7
1990		at Buffalo 51, L.A. Raiders 3
1989		at Denver 37, Cleveland 21
1988		at Cincinnati 21, Buffalo 10
1987		at Denver 38, Cleveland 33
1986		Denver 23, at Cleveland 20 (OT)
1985		New England 31, at Miami 14
1984		at Miami 45, Pittsburgh 28
1983		at L.A. Raiders 30, Seattle 14
1982		at Miami 14, New York Jets 0
1981		at Cincinnati 27, San Diego 7
1980		Oakland 34, at San Diego 27
1979		at Pittsburgh 27, Houston 13
1978		at Pittsburgh 34, Houston 5
1977		at Denver 20, Oakland 17
1976		at Oakland 24, Pittsburgh 7
1975		at Pittsburgh 16, Oakland 10
1974		Pittsburgh 24, at Oakland 13
1973		at Miami 27, Oakland 10
1972		Miami 21, at Pittsburgh 17
1971		at Miami 21, Baltimore 0
1970		at Baltimore 27, Oakland 17
1969		Kansas City 17, at Oakland 7

1968		at New York Jets 27, Oakland 23
1967		at Oakland 40, Houston 7
1966		Kansas City 31, at Buffalo 7
1965		Buffalo 23, at San Diego 0
1964		at Buffalo 20, San Diego 7
1963		at San Diego 51, Boston 10
1962		Dallas 20, at Houston 17 (OT)
1961		Houston 10, at San Diego 3
1960		at Houston 24, Los Angeles 16

NFL/NFC CHAMPIONSHIP GAMES

2008		at Arizona 32, Philadelphia 25
2007		New York Giants 23, at Green Bay 20 (OT)
2006		at Chicago 39, New Orleans 14
2005		at Seattle 34, Carolina 14
2004		at Philadelphia 27, Atlanta 10
2003		Carolina 14, at Philadelphia 3
2002		Tampa Bay 27, at Philadelphia 10
2001		at St. Louis 29, Philadelphia 24
2000		at New York Giants 41, Minnesota 0
1999		at St. Louis 11, Tampa Bay 6
1998		Atlanta 30, at Minnesota 27 (OT)
1997		Green Bay 23, at San Francisco 10
1996		at Green Bay 30, Carolina 13
1995		at Dallas 38, Green Bay 27
1994		at San Francisco 38, Dallas 28
1993		at Dallas 38, San Francisco 21
1992		Dallas 30, San Francisco 20
1991		at Washington 41, Detroit 10
1990		N.Y. Giants 15, at San Francisco 13
1989		at San Francisco 30, Los Angeles 3
1988		San Francisco 28, at Chicago 3
1987		at Washington, 17, Minnesota 10
1986		at New York Giants 17, Washington 0
1985		at Chicago 24, Los Angeles Rams 0
1984		at San Francisco 23, Chicago 0
1983		at Washington 24, San Francisco 17
1982		at Washington 34, Dallas 17
1981		at San Francisco 28, Dallas 27
1980		at Philadelphia 20, Dallas 7
1979		Los Angeles 9, at Tampa Bay 0
1978		Dallas 28, at Los Angeles 0
1977		at Dallas 23, Minnesota 6
1976		at Minnesota 24, Los Angeles 13
1975		Dallas 37, at Los Angeles 7
1974		at Minnesota 14, Los Angeles 10
1973		Minnesota 27, at Dallas 10
1972		at Washington 26, Dallas 3
1971		at Dallas 14, San Francisco 3
1970		Dallas 17, at San Francisco 10
1969		at Minnesota 27, Cleveland 7
1968		Baltimore 34, at Cleveland 0
1967		at Green Bay 21, Dallas 17
1966		Green Bay 34, at Dallas 27
1965		at Green Bay 23, Cleveland 12
1964		at Cleveland 27, Baltimore 0
1963		at Chicago 14, New York Giants 10
1962		Green Bay 16, at New York Giants 7
1961		at Green Bay 37, New York Giants 0
1960		at Philadelphia 17, Green Bay 13
1959		at Baltimore 31, New York Giants 16
1958		Baltimore 23, at New York Giants 17 (OT)
1957		at Detroit 59, Cleveland 14
1956		at New York Giants 47, Chicago 7
1955		Cleveland 38, at Los Angeles 14
1954		at Cleveland 56, Detroit 10
1953		at Detroit 17, Cleveland 16
1952		Detroit 17, at Cleveland 7
1951		at Los Angeles 24, Cleveland 17
1950		at Cleveland 30, Los Angeles 28
1949		Philadelphia 14, at Los Angeles 0
1948		at Philadelphia 7, Chicago Cardinals 0
1947		at Chicago Cardinals 28, Philadelphia 21
1946		Chicago Bears 24, at New York Giants 14
1945		at Cleveland Rams 15, Washington 14
1944		Green Bay 14, at New York Giants 7
1943		at Chicago Bears 41, Washington 21
1942		at Washington 14, Chicago Bears 6
1941		at Chicago Bears 37, New York Giants 9
1940		Chicago Bears 73, at Washington 0
1939		at Green Bay 27, New York Giants 0
1938		at New York Giants 23, Green Bay 17
1937		Washington 28, at Chicago Bears 21 at Polo Grounds, N.Y.
1936		Green Bay 21, Boston Redskins 6
1935		at Detroit Lions 26, New York Giants 7
1934		at N.Y. Giants 30, Chicago Bears 13
1933		at Chicago Bears 23, N.Y. Giants 21

FUTURE SUPER BOWLS

Super Bowl XLIV	February 7, 2010.....	LandShark Stadium, South Florida
Super Bowl XLV	February 6, 2011.....	Dallas Cowboys Stadium, Arlington, Texas
Super Bowl XLVI	February 5, 2012.....	Lucas Oil Stadium, Indianapolis
Super Bowl XLVII	February 3, 2013.....	Louisiana Superdome, New Orleans

GAMES IN EXTREME TEMPERATURES IN DENVER BRONCOS HISTORY

(Note – Wind chill figures are included only when noted on the play-by-play)

Coldest Games

Date	Game	Temp.	Wind Chill
Dec. 18, 1983	at Kansas City	0	-30
Dec. 17, 2000	at Kansas City	9	-1
Dec. 10, 1972	vs. San Diego	9	
Dec. 20, 1981	at Chicago	14	
Dec. 19, 2004	at Kansas City	15	-1
Dec. 3, 2006	vs. Seattle	16	16
Dec. 21, 2008	vs. Buffalo	17	7
Nov. 28, 2004	vs. Oakland	18	9
Nov. 23, 2003	vs. Chicago	18	8
Jan. 1, 1978	vs. Oakland	18	
Dec. 14, 1975	vs. Philadelphia	18	
	Several tied at	20	

Warmest Games

Date	Game	Temp.
Sept. 23, 2001	at Arizona	103
Sept. 11, 1983	at Baltimore	99
Sept. 9, 1990	at Los Angeles Raiders	94
Sept. 3, 1995	vs. Buffalo	91
Sept. 12, 1993	vs. San Diego	91
Sept. 27, 1998	at Washington	90
Sept. 1, 1996	vs. N.Y. Jets	90
Sept. 3, 1978	vs. Oakland	90
Sept. 11, 2005	at Miami	89
Sept. 16, 2007	vs. Oakland	87
Sept. 4, 1994	vs. San Diego	87
Oct. 3, 2004	at Tampa Bay	86
Sept. 8, 1985	at Los Angeles Rams	86
Sept. 17, 1967	at Miami	86

BRONCOS ALL-TIME TRAINING CAMP SITES

1960-61	Colorado School of Mines.....	Golden, Colo.
1962-64	Colorado State University.....	Fort Collins, Colo.
1965-66	Colorado School of Mines.....	Golden, Colo.
1967-71	Broncos headquarters.....	Adams County, Colo.
1972-75	California Poly-Pomona.....	Pomona, Calif.
1976-81	Colorado State University.....	Fort Collins, Colo.
1982-2002	University of Northern Colorado.....	Greeley, Colo.
2003-09	Paul D. Bowlen Memorial Broncos Centre.....	Englewood, Colo.

BRONCOS ALL-TIME RECORD ON ARTIFICIAL TURF

Opponent	Stadium	Record	Postseason
Atlanta Falcons	Georgia Dome	2-0	
Baltimore Ravens	M&T Bank Stadium	0-1	
Buffalo Bills	Rich Stadium	6-6	0-1
Chicago Bears	Soldier Field	1-3	
Cincinnati Bengals	Riverfront Stadium/Paul Brown Stadium	3-4	
Dallas Cowboys	Texas Stadium/Superdome	2-2	0-1
Detroit Lions	Silverdome	2-2	
Houston Oilers	Astrodome	3-6	0-1
Indianapolis Colts	Hoosier Dome/RCA Dome	3-3	0-2
Kansas City Chiefs	Arrowhead Stadium	9-12	
Miami Dolphins	Orange Bowl	0-1	
Minnesota Vikings	Metrodome	2-3	
New England Patriots	Schaefer Stadium	0-2	
New Orleans Saints	Superdome	1-2	
New York Giants	Giants Stadium	1-3	
New York Jets	Giants Stadium	2-2	
Philadelphia Eagles	Veterans Stadium	1-4	
Pittsburgh Steelers	Three Rivers Stadium	5-4	1-1
San Francisco 49ers	Superdome		0-1
St. Louis Cardinals	Busch Stadium	0-0-1	
St. Louis Rams	Trans World Dome/Edward Jones Dome	0-2	
Seattle Seahawks	Seahawks/Kingdome/Husky Stadium	13-13	0-1
Total		56-75-1 (.428)	1-8 (.111)
Division record		21-25 (.457)	
Non-division record		35-50-1 (.413)	

MEDICAL GLOSSARY

AC Joint — Acromioclavicular joint; joint of the shoulder where acromion process of the scapula and the distal end of the clavicle meet; most shoulder separations occur at this point.

Abduct — Movement of any extremity away from the midline of the body. This action is achieved by an abductor muscle.

Abrasion — Any injury which rubs off the surface of the skin.

Abscess — An infection which produces pus; can be the result of a blister, callus, penetrating wound or laceration.

Adduct — Movement of an extremity toward the midline of the body. This action is achieved by an adductor muscle.

Adhesion — Abnormal adherence of collagen fibers to surrounding structures during immobilization following trauma or as a complication of surgery which restricts normal elasticity of the structures involved.

Aerobic — Exercise in which energy needed is supplied by oxygen inspired and is required for sustained periods of vigorous exercise with a continually high pulse rate.

Anabolic Steroids — Steroids that promote tissue growth by creating protein in an attempt to enhance muscle growth. The main anabolic steroid is testosterone (male sex hormone).

Anaerobic — Exercise without use of oxygen as an energy source; short bursts of vigorous exercises.

Anaphylactic Shock — Shock that is caused by an allergic reaction.

Anterior Compartment Syndrome — Condition in which swelling within the anterior compartment of the lower leg jeopardizes the viability of muscles, nerves and arteries that serve the foot. In severe cases, emergency surgery is necessary to relieve the swelling and pressure.

Anterior Cruciate Ligament (ACL) — A primary stabilizing ligament within the center of the knee joint that prevents hyperextension and excessive rotation of the joint. A complete tear of the ACL necessitating reconstruction could require up to 12 months of rehabilitation.

Anterior Talofibular Ligament — A ligament of the ankle that connects the fibula (lateral ankle bone) to the talus. This ligament is oft times subject to sprain.

Anti-inflammatory — Any agent which prevents inflammation, such as aspirin or ibuprofen.

Anteriogram — A film demonstrating arteries after injection of a dye.

Arthrogram — X-ray technique for joints using air and/or dye injected into the affected area; useful in diagnosing meniscus tears of the knee and rotator cuff tears of the shoulder.

Arthroscope — An instrument used to visualize the interior of a joint cavity.

Arthroscopy — A surgical examination of the internal structures of a joint by means for viewing through an arthroscope. An arthroscopic procedure can be used to remove or repair damaged tissue or as a diagnostic procedure in order to inspect the extent of any damage or confirm a diagnosis.

Aspiration — The withdrawal of fluid from a body cavity by means of a suction or siphonage apparatus, such as a syringe.

Atrophy — To shrivel or shrink from disuse, as in muscular atrophy.

Avascular Necrosis — Death of a part due to lack of circulation.

Avulsion — The tearing away, forcibly, of a part or structure.

Baker's Cyst — Localized swelling of a bursa sac in the posterior knee as a result of fluid that has escaped from the knee capsule. A Baker's cyst indicates that there is a trauma inside the knee joint that leads to excessive fluid production.

Bone Scan — An imaging procedure in which a radioactive-labeled substance is injected into the body to determine the status of a bony injury. If the radioactive substance is taken up the bone at the injury site, the injury will show as a "hot spot" on the scan image. The bone scan is particularly useful in the diagnosis of stress fractures.

Brachial Plexus — Network of nerves originating from the cervical vertebrae and running down to the shoulder, arm, hand, and fingers.

Bruise — A discoloration of the skin due to an extravasation of blood into the underlying tissues.

Bursa — A fluid-filled sac that is located in areas where friction is likely to occur, then minimizes the friction; for example between a tendon and bone.

Capsule — An enclosing structure which surrounds the joint and contains ligaments which stabilize that joint.

Cartilage — Smooth, slippery substance preventing two ends of bones from rubbing together and grating.

CAT Scan — Use of a computer to produce a cross sectional view of the anatomical part being investigated from X-ray data.

Cellulitis — Inflammation of cellular or connective tissue.

Cervical Vertebrae — Group of seven vertebrae located in the neck

Charley Horse — A contusion or bruise to any muscle resulting in intramuscular bleeding. No other injury should be called a charley horse.

Colles' Fracture — A fracture of the distal end of the radius with the lower end being displaced backward.

Concentric Muscle Contraction — A shortening of the muscle as it develops tension and contracts to move a resistance.

Concussion — Jarring injury of the brain resulting in dysfunction. It can be graded as mild, moderate or severe depending on loss of consciousness, amnesia and loss of equilibrium.

Contusion — An injury to a muscle and tissues caused by a blow from a blunt object

Cortical Steroids — Used to suppress joint inflammation.

Costochondral — Cartilage that separates the bones within the rib cage.

Cryokinetics — Treatment with cold and movement.

Cryotherapy — A treatment with the use of cold.

Cyst — Abnormal sac containing liquid or semi-solid matter.

Degenerative Joint Disease — Changes in the joint surface as a result of repetitive trauma

Deltoid Ligament — Ligament that connects the tibia to bones of the medial aspect of the foot and is primarily responsible for stability of the ankle on the medial side. Is sprained less frequently than other ankle ligaments.

Deltoid Muscle — Muscles at top of the arm, just below the shoulder, responsible for shoulder motions to the front, side and back

Disc, Intervertebral — A flat, rounded plate between each vertebrae of the spine. The disc consists of a thick fiber ring which surrounds a soft gel-like interior. It functions as a cushion and shock absorber for the spinal column.

Disc, Intervertebral — A flat, rounded plate between each vertebrae of the spine. This disc consists of a thick fiber ring which surrounds a soft gel-like interior. It functions as a cushion and shock absorber for the spinal column.

Dislocation — Complete displacement of joint surfaces.

Eccentric Muscle Contraction — An overall lengthening of the muscles as it develops tension and contracts to control motion performed by an outside force; oft times referred to a "negative" contraction in weight training.

Ecchymosis — Bleeding into the surface tissue below the skin, resulting in a "black and blue" effect

Edema — Accumulation of fluid in organs and tissues of the body; swelling.

Effusion — Accumulation of fluid, in various spaces in the body, or the knee itself. Commonly, the knee has an effusion after an injury.

MEDICAL GLOSSARY, CONT.

Electrical Galvanic Stimulation (EGS) — An electrical therapeutic modality that sends a current to the body at select voltages and frequencies in order to stimulate pain receptors, disperse edema, or neutralize muscle spasms among other functional applications.

Electromyogram (EMG) — Test to determine nerve function.

Epicondylitis — Inflammation in the elbow due to overuse.

Ethyl Chloride — “Cold spray,” a chemical coolant sprayed onto an injury site to produce a local, mild anesthesia.

Fat Percentage — The amount of body weight that is adipose, fat tissue. Fat percentages can be calculated by underwater weighing, measuring select skinfold thickness, or by analyzing electrical impedance.

Femur Thigh bone; longest bone in the body.

Fibula — Smaller of the two bones in the lower leg; runs from knee to the ankle along the outside of the lower leg.

Flexibility — The ability of muscle to relax and yield to stretch forces.

Flexibility Exercise — General term used to describe exercise performed by a player to passively or actively elongate soft tissue without the assistance of an athletic trainer.

Fracture — Breach of continuity of a bone. Types of fractures include simple, compound, comminuted, greenstick incomplete, impacted, longitudinal, oblique, stress, or transverse.

Gamekeeper’s Thumb — Tear of the ulnar collateral ligament of the metacarpophalangeal joint of the thumb.

Glycogen — Form in which foods are stored in the body as energy.

Grade One Injury — A mild injury in which ligament, tendon, or other musculoskeletal tissue may have been stretched or contused, but not torn or otherwise disrupted.

Grade Two Injury — A moderate injury when musculoskeletal tissue has been partially, but not totally, torn which causes appreciable limitation in function of the injured tissue.

Grade Three Injury — A severe injury in which tissue has been significantly, and in some cases totally, torn or otherwise disrupted causing a virtual total loss of function.

Hamstring — Category of muscle that runs from the buttocks to the knee along the back of the thigh. It functions to flex the knee, and is oft times injured as a result of improper conditioning or lack of muscle flexibility.

Heat Cramps — Painful muscle spasms of the arms or legs caused by excessive body heat and depletion of fluids and electrolytes.

Heat Exhaustion — Mild form of shock due to dehydration because of excessive sweating when exposed to heat and humidity.

Heat Stroke — Condition of rapidly rising internal body temperature that overwhelms the body’s mechanisms for release of heat and could result in death if not cared for appropriately.

Heel Cup — Orthotic device that is inserted into the shoe and worm under the heel to give support to the Achilles tendon and help absorb impacts at the heel.

Hematoma — Tumor-like mass produced by an accumulation of coagulated blood in a cavity.

Hot Pack — Chemical pack that rests in water, approximately 160 degrees, and retains its heat for 15-20 minutes when placed in a towel for general therapeutic application.

Humerus — Bone of the upper arm that runs from the shoulder to the elbow.

Hydrotherapy — Treatment using water.

Hyperextension — Extreme extension of a limb or body part

Iliotibial Band — A thick, wide fascial layer that runs from the iliac crest to the knee joint and is occasionally inflamed as a result of excessive running.

Inflammation — The body’s natural response to injury in which the injury site might display various degrees of pain, sweating, heat, redness, and/or loss of function.

Internal Rotation — Rotation of a joint or extremity medially, to the inside.

Lesion — Wound, injury or tumor.

Ligament — Band of fibrous tissue that connects bone to bone or bone to cartilage and supports and strengthens joints.

Lumbar Vertebrae — Five vertebrae of the lower back that articulate with the sacrum to form the lumbosacral joint

Magnetic Resonance Imaging (MRI) — Imaging procedure in which a radio frequency pulse causes certain electrical elements of the injured tissue to react to this pulse and through this process a computer display and permanent film establish a visual image. MRI does not require radiation and is very useful in the diagnosis of soft tissue, disc, and meniscus injuries.

Meniscectomy — An intra-articular surgical procedure of the knee by which all or part of the damaged meniscus is removed.

Meniscus — Crescent shaped cartilage, usually pertaining to the knee joint; also known as “cartilage.” There are two menisci in the knee, medial and lateral. These work to absorb weight within the knee and provide stability.

Metacarpals — Five long bones of the hand, running from the wrist to the fingers.

Metatarsals — Five long bones of the foot, running from the ankle to the toes.

Myositis — Inflammation of a muscle.

Necrotic — Relating to death of a portion of tissue.

Neoprene — Lightweight rubber used in joint and muscle sleeves designed to provide support and/or insulation and heat retention to the area.

Neuritis — Inflammation of a nerve.

Orthotic — Any device applied to or around the body in the care of physical impairment or disability, commonly used to control foot mechanics.

Parasthesia — Sensation of numbness or tingling, indicating nerve irritation.

Patella — The kneecap. The patella functions to protect the distal end of the femur as well as increase the mechanical advantage and force generating capacities of the quadriceps muscle group.

Patella Tendinitis — Inflammation of the patella ligament; also known as “jumpers knee.”

Patellofemoral Joint — Articulation of the knee cap and femur. Inflammation of this joint can occur through: 1) acute injury to the patella, 2) overuse from excessive running particularly if there is an associated knee weakness, 3) chronic wear and tear of the knee, 4) as a result of poor foot mechanics. Patellofemoral irritation can lead to chondromalacia, which in its most chronic condition, could require surgery.

Peroneal Muscles — Group of muscles of the lateral lower leg that are responsible for everting the knee. Tendons of these three muscles are vital to the stability of the ankle and foot.

Phalanx — Any bone of the fingers or toes; plural is phalanges.

Phlebitis — Inflammation of a vein.

Plica — Fold of tissue in the joint capsule and a common result of knee injury.

MEDICAL GLOSSARY, CONT.

Posterior Cruciate Ligament (PCL) — A primary stabilizing ligament of the knee that provides significant stability and prevents displacement of the tibia backward within the knee joint. A complete tear of this ligament necessitating reconstruction could require up to 12 months of rehabilitation.

Quadricep Muscles “Quads” — A group of four muscles of the front thigh that run from the hip and form a common tendon at the patella; they are responsible for knee extension.

Radiography — Taking of X-rays.

Radius — Forearm bone on the thumb side.

Reconstruction — Surgical rebuilding of a joint using natural, artificial or transplanted materials.

Referred Pain — Pain felt in an undamaged area of body away from the actual injury.

Retraction — The moving of tissue to expose a part or structure of the body.

Rotator Cuff — Comprised of four muscles in the shoulder area that can be irritated by over use. The muscles are the supraspinatus (most commonly injured), infraspinatus, teres minor, and subscapularis.

Rotator Cuff Impingement Syndrome — A microtrauma or overuse injury caused by stress, and the four stages are: 1) Tendinitis with temporary thickening of the bursa and rotator cuff; 2) Fiber dissociation in the tendon with permanent thickening of the bursa and scar formation; 3) A partial rotator cuff tear of less than 1 cm.; and 4) A complete tear of 1 cm. or more.

Sacrum — Group of five fused vertebrae located just below the lumbar vertebrae of the low back.

Scapula — Shoulder blade.

Sciatica — Irritation of the sciatic nerve resulting in pain or tingling running down the inside of the leg.

Sciatic Nerve — Major nerve that carries impulses for muscular action and sensations between the low back and thigh and lower leg; it is the longest nerve in the body.

Shin Splint — A catch-all syndrome describing pain in the skin that is not a fracture or tumor and cannot be defined otherwise.

Sorbothane — An energy absorbing polyurethane utilized in some foot orthotics to absorb shock forces of the foot.

Spasm (Theory) — Muscle soreness induced by exercise; is the result of reduced muscle blood flow, which results in pain.

Spleen — Large, solid organ responsible for the normal production and destruction of blood cells.

Spondylitis — Inflammation of one or more vertebrae.

Spondylolisthesis — Forward displacement of one vertebrae over another below it due to a developmental defect in the vertebrae.

Spondylosis — Abnormal vertebral fixation or immobility.

Sports hernia — Another name for athletic pubalgia, which is a chronic groin injury involving inflammation around the pelvis and groin musculature.

Sprain — Injury resulting from a stretch or twist of the joint and causes various degrees of stretch or tear of a ligament or other soft tissue at the joint.

Sternum — The breast bone.

Steroids — Any one of a large number of hormone-like substances. See Anabolic steroids and cortical steroids

Strain — Injury resulting from a pull or torsion to the muscle or tendon that causes various degrees of stretch or tear to the muscle or tendon tissue.

Stress Fracture — A hair-line type of break in a bone caused by overuse.

Stress X-ray — A continual X-ray taken when a portion of the body is stressed to its maximum in order to determine joint stability. This is a test utilized in some ankle injuries.

Stretching — Any therapeutic maneuver designed to elongate shortened soft tissue structures and thereby increase flexibility.

Subluxation — Partial dislocation of a joint. The term usually implies that the joint can return to its normal position without formal reduction.

Talus — The ankle bone that articulates with the tibia and fibula to form the ankle joint.

Target Heart Rate — A pre-determined pulse to be obtained during exercise when circulation is working at full efficient capacities.

Tarsals — Group of seven bones of the foot consisting of the calcaneus, talus, cuboid and three cuneiform bones.

Temporomandibular Joint (TMJ) — The articulation of the jaw and skull; considered by some to be vital in resolution of injuries throughout the body.

Tendinitis — Inflammation of the tendon and/or tendon sheath, caused by chronic overuse or sudden injury.

Tendon — Tissue that connects muscle to bone.

Tennis Elbow — General term for lateral elbow pain.

Thoracic — Group of twelve vertebrae located in the thorax and articulate with the twelve ribs.

Thoracic Outlet Compression Syndrome — A neuro-vascular disorder of the upper extremity common in throwing.

Tibia — Larger of the two bones of the lower leg and is the weight-bearing bone of the shin.

Tomograph — A special type of X-ray apparatus that demonstrates an organ or tissue at a particular depth.

Trachea — The windpipe.

Transcutaneous Electrical Nerve Stimulator (TENS) — An electrical modality that sends a mild current through pads at the injury site which stimulates the brain to release the natural analgesic, endorphin.

Transverse Process — Small lateral projection off the right side and left side of each vertebrae that functions as an attachment site for muscles and ligaments of the spine.

Trapezius — Flat triangular muscle covering the posterior surface of the neck and shoulder.

Triceps — Muscle of the back of the upper arm, primarily responsible for extending the elbow.

Ulna — Forearm bone that runs from the tip of the elbow to the little finger side of the wrist.

Ulnar Nerve — Nerve in elbow commonly irritated from excessive throwing.

Ultrasound — An electrical modality that transmits a sound wave through an applicator into the skin to the soft tissue in order to heat the local area for relaxing the injured tissue and/or disperse edema.

Valgus — Angulation outward and away from the midline of the body.

Varus — Angulation inward and toward the midline of the body.

Vasoconstriction — Decrease of local blood flow.

Vasodilation — Increase of local blood flow.

“Wind Knocked Out” — Syndrome describing a contraction of the abdominal nerve trunk, the solar plexus, as a result of an abdominal contusion.

Wrist — The junction between the two forearm bones (radius and ulna) and the eight wrist bones (trapezium, capitate, hamate, pisiform, triquetrum, lunate and scaphoid).

Zygoma — The cheekbone.

MEDIA INFORMATION

The Broncos' media guide was prepared to assist in the coverage of Denver's 2009 NFL season. Regarding game credentials, please contact:

REBECCA VILLANUEVA
Media Services Manager
 Denver Broncos, 13655 Broncos Parkway,
 Englewood, CO 80112
 Villanueva Office Private — (303) 649-0598
 Denver Broncos Switchboard — (303) 649-9000

OTHER PUBLIC RELATIONS CONTACTS:

JIM SACCOMANO: Vice President of Public Relations.....(303) 649-0572 / jim.saccomano@broncos.nfl.net
PATRICK SMYTH: Manager of Media Information(303) 649-0536 / patrick.smyth@broncos.nfl.net
DAVE GAYLINN: Media Projects Coordinator.....(303) 649-0512 / dave.gaylinn@broncos.nfl.net
ERICH SCHUBERT: Graduate Assistant.....(303) 649-0503 / erich.schubert@broncos.nfl.net
ROB MCBURNETT: Graduate Intern.....(303) 649-0537 / rob.mcburnett@broncos.nfl.net

The Broncos have a media Web site (www.denverbroncos.com/mediaroom) designed to serve the needs of all media who cover the club. The site contains the most up-to-date and complete information on the team, as well as a photo database for convenient download of high-resolution images. The media Web site also serves as the **primary means to request credentials for Broncos home games through our online credentialing process.**

The Broncos do not deliver credentials by mail. Requests for game credentials must be formally made by Tuesday of the week of each home game, and credentials may be picked up at the media will call window in the North tunnel of INVESCO Field at Mile High on game day. Should transmission facilities be required, please arrange for same through local representatives.

As a general rule, the Denver Broncos do not issue any types of press credentials to weekly newspapers or magazines unless they are of national circulation on specific assignment.

It is understood that all credentials will be used for the purpose for which they were issued without exception. Violation of this policy will subject the bearer to ejection from INVESCO Field at Mile High.

WORKING PRESS: Admittance to the Broncos' press box is restricted to the WORKING PRESS ONLY. Credentials are marked with individual identification. Passes are non-transferable.

PHOTOGRAPHERS: Photographers are asked to take special note of the following conditions for use of press credentials, as set by the National Football League:

NOTICE OF CREDENTIAL USE CONDITIONS

"The terms and conditions governing use of this credential are set forth in the Notice of Credential Use and summarized in the 2009 Credential Memo, both of which are available at www.nflmedia.com and incorporated herein by reference. By accepting this credential, you acknowledge that you have read and are bound by the terms and conditions set forth in the Notice of Credential Use and summarized in the 2009 Credential Memo."

Sideline photo passes will be tightly controlled by the public relations department and are generally limited to photographers shooting for a major metropolitan daily newspaper, wire service, or magazine of national circulation on specific assignment. As a general rule, field photo passes used for still photography will not be granted locker room access postgame.

RADIO-TELEVISION: In making requests for broadcast credentials, please specify requirements for spotters and/or statisticians.

STADIUM ACCESS: To get to INVESCO Field at Mile High, which is located at 17th Avenue and Bryant Street, take Interstate 25 to the INVESCO Field at Mile High Exit (Southbound, it is the 23rd Ave. Exit; Northbound it is the 17th Avenue Exit). The press entrance and media will call are located at the north tunnel of the stadium.

DRIVING INSTRUCTIONS TO INVESCO FIELD AT MILE HIGH FROM DENVER INTERNATIONAL AIRPORT: Exit airport on Pena Boulevard and continue to Interstate 70. Take Interstate 70 West to Interstate 25 South. Continue on I-25 South and exit at 23rd Ave. Go straight through the intersection onto a special frontage road, and then follow the directions to Lot H and I. **If you do not already have a parking pass in hand, you will not be able to gain access to the frontage road.**

DENVER BRONCOS HIGHLIGHT VIDEO

The Denver Broncos' highlight video for the 2008 season is titled "A New Chapter: The Denver Broncos Move Forward, 2008-2009." It is available through NFL Films and can be obtained by calling (856) 778-1600. The NFL Films address is 330 Fellowship Road, Mt. Laurel, N.J. 08054.

DRIVING INSTRUCTIONS TO DENVER INTERNATIONAL AIRPORT FROM INVESCO FIELD AT MILE HIGH: Depending on your lot location, follow signs to Interstate 25 North. To do so you can take 20th Avenue East to Clay Street, turning left at Clay and proceeding to 23rd Avenue. Take a right at 23rd Avenue and continue to Interstate 25 entrances. Another route would be to follow Bryant Street (which runs north-south on the east side of the stadium) to 17th Avenue East, which will continue beneath an overpass and take you directly to I-25 North. Take I-25 North to I-70 East. Follow the signs to DIA. Please allow 45 minutes from INVESCO Field at Mile High to DIA.

TRANSMISSION FACILITIES: The Broncos provide 60 complimentary telephones in the visitors area of the working pressbox for use by members of the media. Only collect, credit card or third-party billing calls can be made from these telephones. Should you wish a private telephone installed at your seat, please make arrangements in advance. The Broncos will be pleased to assign you a seat location and provide you with a contact for you to make the appropriate arrangements with the local telephone company.

POST-GAME TRANSPORTATION: Please advise Broncos PR personnel as soon as possible should you require transportation following the game. The amount of time you must wait will obviously decline as time goes by following the conclusion of the game. Should you wish to make your own arrangements, the numbers of local cab companies are 777-7777 and 333-3333.

NATIONAL FOOTBALL LEAGUE PUBLIC RELATIONS DIRECTORS



AMERICAN FOOTBALL CONFERENCE

Baltimore — Kevin Byrne	(410) 654-6200
Buffalo — Scott Berchtold.....	(716) 648-1800
Cincinnati — Jack Brennan	(513) 621-3550
Cleveland — Neil Gulkis	(440) 891-5000
Denver — Jim Saccomano.....	(303) 649-9000
Houston — Tony Wyllie.....	(832) 667-2000
Indianapolis — Craig Kelley	(317) 297-2658
Jacksonville — Dan Edwards.....	(904) 633-6000
Kansas City — Bob Moore	(816) 920-9300
Miami — Harvey Greene.....	(954) 452-7000
New England — Stacey James.....	(508) 543-8200
New York Jets — Bruce Speight.....	(516) 560-8100
Oakland — Mike Taylor	(510) 864-5000
Pittsburgh — Dave Lockett	(412) 432-7800
San Diego — Bill Johnston	(858) 874-4500
Tennessee — Robbie Bohren	(615) 565-4000



NATIONAL FOOTBALL CONFERENCE

Arizona — Mark Dalton.....	(602) 379-0101
Atlanta — Reggie Roberts.....	(770) 965-3115
Carolina — Charlie Dayton	(704) 358-7000
Chicago — Jim Christman	(847) 295-6600
Dallas — Rich Dalrymple.....	(972) 556-9900
Detroit — Matt Barnhart.....	(313) 216-4000
Green Bay — Jeff Blumb.....	(920) 569-7500
Minnesota — Bob Hagan	(952) 828-6500
New Orleans — Greg Benschel.....	(504) 733-0255
New York Giants — Pat Hanlon.....	(201) 935-8111
Philadelphia — Derek Boyko.....	(215) 463-2500
St. Louis — Ted Crews	(314) 982-7267
San Francisco — Bob Lange.....	(408) 562-4949
Seattle — Dave Pearson.....	(425) 827-9777
Tampa Bay — Jeff Kamis.....	(813) 870-2700
Washington — Zack Bolno.....	(703) 726-7000

2009 NFL REGULAR SEASON SCHEDULE

(ALL TIMES LOCAL AT GAME SITE)

WEEK ONE

Thursday, September 10

Tennessee at Pittsburgh(NBC) 8:30p (ET)

Sunday, September 13

Miami at Atlanta1:00p (ET)
 Kansas City at Baltimore1:00p (ET)
 Philadelphia at Carolina1:00p (ET)
Denver at Cincinnati1:00p (ET)
 Minnesota at Cleveland1:00p (ET)
 N.Y. Jets at Houston12:00p (CT)
 Jacksonville at Indianapolis1:00p (ET)
 Detroit at New Orleans12:00p (CT)
 Dallas at Tampa Bay1:00p (ET)
 San Francisco at Arizona1:15p (MST)
 Washington at N.Y. Giants4:15p (ET)
 St. Louis at Seattle1:15p (PT)
 Chicago at Green Bay(NBC) 7:20p (CT)

Monday, September 14

Buffalo at New England(ESPN) 7:00p (ET)
 San Diego at Oakland(ESPN) 7:15p (PT)

WEEK TWO

Sunday, September 20

Carolina at Atlanta1:00p (ET)
 Minnesota at Detroit1:00p (ET)
 Cincinnati at Green Bay12:00p (CT)
 Arizona at Jacksonville1:00p (ET)
 Oakland at Kansas City12:00p (CT)
 New England at N.Y. Jets1:00p (ET)
 New Orleans at Philadelphia1:00p (ET)
 Houston at Tennessee12:00p (CT)
 St. Louis at Washington1:00p (ET)
 Tampa Bay at Buffalo4:05p (ET)
 Seattle at San Francisco1:05p (PT)
 Pittsburgh at Chicago3:15p (CT)
Cleveland at Denver2:15p (MT)
 Baltimore at San Diego1:15p (PT)
 N.Y. Giants at Dallas(NBC) 7:20p (CT)

Monday, September 21

Indianapolis at Miami(ESPN) 8:30p (ET)

WEEK THREE

Sunday, September 27

Cleveland at Baltimore1:00p (ET)
 Pittsburgh at Cincinnati1:00p (ET)
 Washington at Detroit1:00p (ET)
 Jacksonville at Houston12:00p (CT)
 San Francisco at Minnesota12:00p (CT)
 Atlanta at New England1:00p (ET)
 Kansas City at Philadelphia1:00p (ET)
 Green Bay at St. Louis12:00p (CT)
 N.Y. Giants at Tampa Bay1:00p (ET)
 New Orleans at Buffalo4:05p (ET)
 Chicago at Seattle1:05p (PT)
 Tennessee at N.Y. Jets4:15p (ET)
Denver at Oakland1:15p (PT)

Miami at San Diego1:15p (PT)
 Indianapolis at Arizona(NBC) 5:20p (MST)

Monday, September 28

Carolina at Dallas(ESPN) 7:30p (CT)

WEEK FOUR

(Byes: Arizona, Atlanta, Carolina, Philadelphia)

Sunday, October 4

Detroit at Chicago12:00p (CT)
 Cincinnati at Cleveland1:00p (ET)
 Oakland at Houston12:00p (CT)
 Seattle at Indianapolis1:00p (ET)
 Tennessee at Jacksonville1:00p (ET)
 N.Y. Giants at Kansas City12:00p (CT)
 Baltimore at New England1:00p (ET)
 Tampa Bay at Washington1:00p (ET)
 Buffalo at Miami4:05p (ET)
 N.Y. Jets at New Orleans3:05p (CT)
Dallas at Denver2:15p (MT)

St. Louis at San Francisco1:15p (PT)
 San Diego at Pittsburgh(NBC) 8:20p (ET)

Monday, October 5

Green Bay at Minnesota(ESPN) 7:30p (CT)

WEEK FIVE

(Byes: Chicago, Green Bay, New Orleans, San Diego)

Sunday, October 11

Cincinnati at Baltimore1:00p (ET)
 Cleveland at Buffalo1:00p (ET)
 Washington at Carolina1:00p (ET)
 Pittsburgh at Detroit1:00p (ET)
 Dallas at Kansas City12:00p (CT)
 Oakland at N.Y. Giants1:00p (ET)
 Tampa Bay at Philadelphia1:00p (ET)
 Minnesota at St. Louis12:00p (CT)
 Atlanta at San Francisco1:05p (PT)
 Houston at Arizona1:15p (MST)
New England at Denver2:15p (MT)
 Jacksonville at Seattle1:15p (PT)
 Indianapolis at Tennessee(NBC) 7:20p (CT)

Jacksonville at Tennessee(NBC) 7:20p (CT)

Monday, October 12

N.Y. Jets at Miami(ESPN) 8:30p (ET)

WEEK SIX

(Byes: Dallas, Indianapolis, Miami, San Francisco)

Sunday, October 18

Houston at Cincinnati1:00p (ET)
 Detroit at Green Bay12:00p (CT)
 St. Louis at Jacksonville1:00p (ET)
 Baltimore at Minnesota12:00p (CT)
 N.Y. Giants at New Orleans12:00p (CT)
 Cleveland at Pittsburgh1:00p (ET)
 Carolina at Tampa Bay1:00p (ET)
 Kansas City at Washington1:00p (ET)
 Philadelphia at Oakland1:05p (PT)
 Arizona at Seattle1:05p (PT)

Tennessee at New England4:15p (ET)
 Buffalo at N.Y. Jets4:15p (ET)
 Chicago at Atlanta(NBC) 8:20p (ET)

Monday, October 19

Denver at San Diego(ESPN) 5:30p (PT)

WEEK SEVEN

(Byes: Baltimore, Denver, Detroit, Jacksonville, Seattle, Tennessee)

Sunday, October 25

Chicago at Cincinnati1:00p (ET)
 Green Bay at Cleveland1:00p (ET)
 San Francisco at Houston12:00p (CT)
 San Diego at Kansas City12:00p (CT)
 Minnesota at Pittsburgh1:00p (ET)
 Indianapolis at St. Louis12:00p (CT)
 New England at Tampa Bay (London)5:00p (GMT)
 Buffalo at Carolina4:05p (ET)
 N.Y. Jets at Oakland1:05p (PT)
 Atlanta at Dallas3:15p (CT)
 New Orleans at Miami4:15p (ET)
 Arizona at N.Y. Giants(NBC) 8:20p (ET)

Monday, October 26

Philadelphia at Washington(ESPN) 8:30p (ET)

WEEK EIGHT

(Byes: Cincinnati, Kansas City, New England, Pittsburgh, Tampa Bay, Washington)

Sunday, November 1

Denver at Baltimore1:00p (ET)
 Houston at Buffalo1:00p (ET)
 Cleveland at Chicago12:00p (CT)
 Seattle at Dallas12:00p (CT)
 St. Louis at Detroit1:00p (ET)
 Minnesota at Green Bay12:00p (CT)
 San Francisco at Indianapolis1:00p (ET)
 Miami at N.Y. Jets1:00p (ET)
 Oakland at San Diego1:05p (PT)
 Jacksonville at Tennessee3:05p (CT)
 Carolina at Arizona2:15p (MT)
 N.Y. Giants at Philadelphia4:15p (ET)

Monday, November 2

Atlanta at New Orleans(ESPN) 7:30p (CT)

WEEK NINE

(Byes: Buffalo, Cleveland, Minnesota, N.Y. Jets, Oakland, St. Louis)

Sunday, November 8

Washington at Atlanta1:00p (ET)
 Arizona at Chicago12:00p (CT)
 Baltimore at Cincinnati1:00p (ET)
 Houston at Indianapolis1:00p (ET)
 Kansas City at Jacksonville1:00p (ET)
 Miami at New England1:00p (ET)
 Green Bay at Tampa Bay1:00p (ET)
 Carolina at New Orleans3:05p (CT)
 Detroit at Seattle1:05p (PT)
 San Diego at N.Y. Giants4:15p (PT)
 Tennessee at San Francisco1:15p (PT)
 Dallas at Philadelphia(NBC) 8:20p (ET)

Monday, November 9

Pittsburgh at Denver(ESPN) 6:30p (MT)

WEEK TEN

(Byes: Houston, N.Y. Giants)

Thursday, November 12

Chicago at San Francisco(NFLN) 5:20p (PT)

Sunday, November 15

Atlanta at Carolina1:00p (ET)
 Tampa Bay at Miami1:00p (ET)
 Detroit at Minnesota12:00p (CT)
 Jacksonville at N.Y. Jets1:00p (ET)
 Cincinnati at Pittsburgh1:00p (ET)
 New Orleans at St. Louis12:00p (CT)
 Buffalo at Tennessee12:00p (CT)
Denver at Washington1:00p (ET)
 Kansas City at Oakland1:05p (PT)
 Seattle at Arizona2:15p (MT)
 Dallas at Green Bay3:15p (CT)
 Philadelphia at San Diego1:15p (PT)
 New England at Indianapolis(NBC) 8:20p (ET)

Monday, November 16

Baltimore at Cleveland(ESPN) 8:30p (ET)

WEEK ELEVEN

Thursday, November 19

Miami at Carolina(NFLN) 8:20p (ET)

Sunday, November 16

Indianapolis at Baltimore1:00p (ET)
 Washington at Dallas12:00p (CT)
 Cleveland at Detroit1:00p (ET)
 San Francisco at Green Bay12:00p (CT)
 Buffalo at Jacksonville1:00p (ET)
 Pittsburgh at Kansas City12:00p (CT)
 Seattle at Minnesota12:00p (CT)
 Atlanta at N.Y. Giants1:00p (ET)
 New Orleans at Tampa Bay1:00p (ET)
 Arizona at St. Louis3:05p (CT)
San Diego at Denver2:15p (MT)
 N.Y. Jets at New England4:15p (ET)
 Cincinnati at Oakland1:15p (PT)
 Philadelphia at Chicago*(NBC) 7:20p (CT)

Monday, November 23

Tennessee at Houston(ESPN) 7:30p (CT)

WEEK TWELVE

Thursday, November 26

Green Bay at Detroit(FOX) 12:30p (ET)
 Oakland at Dallas(CBS) 3:15p (CT)
N.Y. Giants at Denver(NFLN) 6:20p (MT)

Sunday, November 29

Tampa Bay at Atlanta1:00p (ET)
 Miami at Buffalo1:00p (ET)
 Cleveland at Cincinnati1:00p (ET)
 Indianapolis at Houston12:00p (CT)
 Chicago at Minnesota12:00p (CT)
 Carolina at N.Y. Jets1:00p (ET)
 Washington at Philadelphia1:00p (ET)
 Seattle at St. Louis12:00p (CT)
 Arizona at Tennessee12:00p (CT)

Kansas City at San Diego.....	1:05p (PT)
Jacksonville at San Francisco	1:05p (PT)
Pittsburgh at Baltimore.....	(NBC) 8:20p (ET)

Monday, November 30

New England at New Orleans	(ESPN) 7:30p (CT)
----------------------------------	-------------------

WEEK THIRTEEN

Thursday, December 3

N.Y. Jets at Buffalo (Toronto)	(NFLN) 8:20p (ET)
--	-------------------

Sunday, December 6

Philadelphia at Atlanta.....	1:00p (ET)
Tampa Bay at Carolina.....	1:00p (ET)
St. Louis at Chicago.....	12:00p (CT)
Detroit at Cincinnati	1:00p (ET)
Tennessee at Indianapolis	1:00p (ET)
Houston at Jacksonville	1:00p (ET)

Denver at Kansas City *12:00p (CT)*

Oakland at Pittsburgh.....	1:00p (ET)
New Orleans at Washington.....	1:00p (ET)
San Diego at Cleveland	4:05p (ET)
Minnesota at Arizona	2:15p (MT)
Dallas at N.Y. Giants.....	4:15p (ET)
San Francisco at Seattle.....	1:15p (PT)
New England at Miami*	(NBC) 8:20p (ET)

Monday, December 7

Baltimore at Green Bay	(ESPN) 7:30p (CT)
----------------------------------	-------------------

WEEK FOURTEEN

Thursday, December 10

Pittsburgh at Cleveland	(NFLN) 8:20p (ET)
-----------------------------------	-------------------

Sunday, December 13

New Orleans at Atlanta.....	1:00p (ET)
Detroit at Baltimore.....	1:00p (ET)
Green Bay at Chicago.....	12:00p (CT)
Seattle at Houston	12:00p (CT)

Denver at Indianapolis *1:00p (ET)*

Miami at Jacksonville.....	1:00p (ET)
Buffalo at Kansas City.....	12:00p (CT)
Cincinnati at Minnesota	12:00p (CT)
Carolina at New England	1:00p (ET)
N.Y. Jets at Tampa Bay.....	1:00p (ET)
St. Louis at Tennessee.....	12:00p (CT)
Washington at Oakland.....	1:05p (PT)
San Diego at Dallas.....	3:15p (CT)
Philadelphia at N.Y. Giants*.....	(NBC) 8:20p (ET)

Monday, December 14

Arizona at San Francisco.....	(ESPN) 5:30p (PT)
-------------------------------	-------------------

WEEK FIFTEEN

Thursday, December 17

Indianapolis at Jacksonville	(NFLN) 8:20p (ET)
--	-------------------

Saturday, December 19

Dallas at New Orleans.....	(NFLN) 7:20p (CT)
----------------------------	-------------------

Sunday, December 20

Chicago at Baltimore.....	1:00p (ET)
New England at Buffalo.....	1:00p (ET)

Arizona at Detroit	1:00p (ET)
Cleveland at Kansas City	12:00p (CT)
Atlanta at N.Y. Jets	1:00p (ET)
San Francisco at Philadelphia	1:00p (ET)
Green Bay at Pittsburgh	1:00p (ET)
Houston at St. Louis.....	12:00p (CT)
Miami at Tennessee	12:00p (CT)
Oakland at Denver	2:05p (MT)

Cincinnati at San Diego.....	1:05p (PT)
------------------------------	------------

Tampa Bay at Seattle.....	1:15p (PT)
---------------------------	------------

Minnesota at Carolina*.....	(NBC) 8:20p (ET)
-----------------------------	------------------

Monday, December 21

N.Y. Giants at Washington.....	(ESPN) 8:30p (ET)
--------------------------------	-------------------

WEEK SIXTEEN

Friday, December 25

San Diego at Tennessee	(NFLN) 6:30p (CT)
----------------------------------	-------------------

Sunday, December 27

Buffalo at Atlanta.....	1:00p (ET)
Kansas City at Cincinnati.....	1:00p (ET)
Oakland at Cleveland.....	1:00p (ET)
Seattle at Green Bay.....	12:00p (CT)
Houston at Miami.....	1:00p (ET)
Carolina at N.Y. Giants	1:00p (ET)
Jacksonville at New England	1:00p (ET)
Tampa Bay at New Orleans	12:00p (CT)

Denver at Philadelphia *1:00p (ET)*

Baltimore at Pittsburgh	1:00p (ET)
St. Louis at Arizona.....	2:05p (MT)
Detroit at San Francisco.....	1:05p (PT)
N.Y. Jets at Indianapolis.....	4:15p (ET)
Dallas at Washington*	(NBC) 8:20p (ET)

Monday, December 28

Minnesota at Chicago.....	(ESPN) 7:30p (CT)
---------------------------	-------------------

WEEK SEVENTEEN

Sunday, January 3

Indianapolis at Buffalo	1:00p (ET)
New Orleans at Carolina	1:00p (ET)
Jacksonville at Cleveland	1:00p (ET)
Philadelphia at Dallas	1:00p (ET)
Chicago at Detroit	12:00p (CT)
New England at Houston	12:00p (CT)
Pittsburgh at Miami	1:00p (ET)
N.Y. Giants at Minnesota	12:00p (CT)
Cincinnati at N.Y. Jets	1:00p (ET)
San Francisco at St. Louis	12:00p (CT)
Atlanta at Tampa Bay	1:00p (ET)
Green Bay at Arizona	2:15p (MT)

Kansas City at Denver *2:15p (MT)*

Baltimore at Oakland	1:15p (PT)
Washington at San Diego	1:15p (PT)
Tennessee at Seattle	1:15p (PT)

* — Sunday night games in Weeks 11-17 subject to change via the league's Flexible Scheduling Policy. Sunday night game in Week 17 TBD.

2009 NFL POSTSEASON SCHEDULE

Saturday, January 9, 2010

AFC and NFC Wild Card Playoffs (NBC)

Sunday, January 10, 2010

AFC and NFC Wild Card Playoffs (CBS and FOX)
--

Saturday, January 16, 2010

AFC and NFC Divisional Playoffs (CBS and FOX)

Sunday, January 17, 2010

AFC and NFC Divisional Playoffs (CBS and FOX)

Sunday, January 24, 2010

AFC and NFC Championship Games (CBS and FOX)
--

Sunday, January 31, 2010

AFC-NFC Pro Bowl in South Florida (ESPN)
--

Sunday, February 7, 2010

Super Bowl XLIV at LandShark Stadium, South Florida (CBS)

2009 NFL PRESEASON SCHEDULE

HALL OF FAME WEEKEND

Sunday, August 9

Buffalo at Tennessee	(NBC) 7:00p (CT)
--------------------------------	------------------

WEEK ONE

Thursday, August 13

Arizona at Pittsburgh	(ESPN) 8:00p (ET)
New England at Philadelphia	7:30p (ET)
Washington at Baltimore	7:30p (ET)
Dallas at Oakland	7:00p (PT)

Friday, August 14

St. Louis at N.Y. Jets	7:00p (ET)
Minnesota at Indianapolis	7:30p (ET)
Cincinnati at New Orleans	7:00p (CT)
Denver at San Francisco	7:00p (PT)

Saturday, August 15

Atlanta at Detroit	4:00p (ET)
Chicago at Buffalo	7:00p (ET)
Cleveland at Green Bay	7:00p (CT)
Houston at Kansas City	7:00p (CT)
Tampa Bay at Tennessee	7:00p (CT)
Seattle at San Diego	7:00p (PT)

Monday, August 17

Carolina at N.Y. Giants	(ESPN) 8:00p (ET)
Jacksonville at Miami	7:30p (ET)

WEEK TWO

Thursday, August 20

Philadelphia at Indianapolis	(FOX) 8:30p (ET)
Cincinnati at New England	7:30p (ET)

Saturday, August 22

Carolina at Miami	7:30p (ET)
Detroit at Cleveland	7:30p (ET)
Pittsburgh at Washington	7:30p (ET)
Tampa Bay at Jacksonville	7:30p (ET)

Buffalo at Green Bay	7:00p (CT)
New Orleans at Houston	7:00p (CT)
N.Y. Giants at Chicago	7:00p (CT)
Oakland at San Francisco	5:15p (PT)
San Diego at Arizona	7:00p (MST)
Denver at Seattle	7:30p (PT)

Monday, August 24

N.Y. Jets at Baltimore	(ESPN) 8:00p (ET)
----------------------------------	-------------------

WEEK THREE

Thursday, August 27

Miami at Tampa Bay	(FOX) 8:00p (ET)
Jacksonville at Philadelphia	7:00p (ET)
St. Louis at Cincinnati	7:30p (ET)

Friday, August 28

New England at Washington	(CBS) 8:00p (ET)
Green Bay at Arizona	7:00p (MST)

Saturday, August 29

San Diego at Atlanta	(CBS) 8:00p (ET)
Indianapolis at Detroit	1:00p (ET)
New Orleans at Oakland	1:00p (PT)
Buffalo at Pittsburgh	7:30p (ET)
Tennessee at Cleveland	7:30p (ET)
Baltimore at Carolina	8:00p (ET)
N.Y. Jets at N.Y. Giants	8:00p (ET)
San Francisco at Dallas	7:00p (CT)
Seattle at Kansas City	7:00p (CT)

Sunday, August 30

Chicago at Denver	(NBC) 6:00p (MT)
------------------------------------	-------------------------

Monday, August 31

Minnesota at Houston	(ESPN) 7:00p (CT)
--------------------------------	-------------------

WEEK FOUR

Thursday, September 3

Detroit at Buffalo	6:30p (ET)
Philadelphia at N.Y. Jets	7:00p (ET)
Baltimore at Atlanta	7:30p (ET)
Indianapolis at Cincinnati	7:30p (ET)
N.Y. Giants at New England	7:30p (ET)
Washington at Jacksonville	7:30p (ET)
Cleveland at Chicago	7:00p (CT)
Green Bay at Tennessee	7:00p (CT)
Kansas City at St. Louis	7:00p (CT)
Miami at New Orleans	7:00p (CT)
Pittsburgh at Carolina	8:00p (ET)
Arizona at Denver	7:00p (MT)
Oakland at Seattle	7:00p (PT)

Friday, September 4

Houston at Tampa Bay	7:00p (ET)
Dallas at Minnesota	7:00p (CT)
San Francisco at San Diego	7:00p (PT)

**2009 AFC-NFC
INTERCONFERENCE GAMES**

WEEK ONE — SEPT. 10-14

Miami at Atlanta (9/13)1:00p (ET)
Minnesota at Cleveland (9/13)1:00p (ET)

WEEK TWO — SEPT. 20-21

Cincinnati at Green Bay (9/20).....12:00p (CT)
Arizona at Jacksonville (9/20)1:00p (ET)
Tampa Bay at Buffalo (9/20)4:05p (ET)
Pittsburgh at Chicago (9/20)3:15p (CT)

WEEK THREE — SEPT. 27-28

Atlanta at New England (9/27)1:00p (ET)
Kansas City at Philadelphia (9/27)1:00p (ET)
New Orleans at Buffalo (9/27).....4:05p (ET)
Indianapolis at Arizona (9/27).....(NBC) 5:20p (MST)

WEEK FOUR — OCT. 4-5

Seattle at Indianapolis (10/4)1:00p (ET)
N.Y. Giants at Kansas City (10/4)12:00p (CT)
N.Y. Jets at New Orleans (10/4)3:05p (CT)
Dallas at Denver (10/4)2:15p (MT)

WEEK FIVE — OCT. 11-12

Pittsburgh at Detroit (10/11)1:00p (ET)
Dallas at Kansas City (10/11)12:00p (CT)
Oakland at N.Y. Giants (10/11)1:00p (ET)
Houston at Arizona (10/11)1:15p (MST)
Jacksonville at Seattle (10/11)1:15p (PT)

WEEK SIX — OCT. 18-19

St. Louis at Jacksonville (10/18)1:00p (ET)
Baltimore at Minnesota (10/18)12:00p (CT)
Kansas City at Washington (10/18)1:00p (ET)
Philadelphia at Oakland (10/18)1:05p (PT)

WEEK SEVEN — OCT. 25-26

Chicago at Cincinnati (10/25)1:00p (ET)
Green Bay at Cleveland (10/25)1:00p (ET)
San Francisco at Houston (10/25)12:00p (CT)
Minnesota at Pittsburgh (10/25)1:00p (ET)
Indianapolis at St. Louis (10/25)12:00p (CT)
New England at Tampa Bay (London) (10/25)5:00p (GMT)
Buffalo at Carolina (10/25)4:05p (ET)
New Orleans at Miami (10/25)4:15p (ET)

WEEK EIGHT — NOV. 1-2

Cleveland at Chicago (11/1)12:00p (CT)
San Francisco at Indianapolis (11/1)1:00p (ET)

WEEK NINE — NOV. 8-9

San Diego at N.Y. Giants (11/8)4:15p (PT)
Tennessee at San Francisco (11/8)1:15p (PT)

WEEK TEN — NOV. 12-16

Tampa Bay at Miami (11/15)1:00p (ET)
Denver at Washington (11/15)1:00p (ET)
Philadelphia at San Diego (11/15)1:15p (PT)

WEEK ELEVEN — NOV. 19-23

Miami at Carolina (11/19)(NFLN) 8:20p (ET)
Cleveland at Detroit (11/22)1:00p (ET)

WEEK TWELVE — NOV. 26-30

Oakland at Dallas (11/26)(CBS) 3:15p (CT)
N.Y. Giants at Denver (11/26) . . .(NFLN) 6:20p (MT)
Carolina at N.Y. Jets (11/29)1:00p (ET)
Arizona at Tennessee (11/29)12:00p (CT)
Jacksonville at San Francisco (11/29)1:05p (PT)
New England at New Orleans (11/30).....(ESPN) 7:30p (CT)

WEEK THIRTEEN — DEC. 3-7

Detroit at Cincinnati (12/6)1:00p (ET)
Baltimore at Green Bay (12/7)(ESPN) 7:30p (CT)

WEEK FOURTEEN — DEC. 10-14

Detroit at Baltimore (12/13)1:00p (ET)
Seattle at Houston (12/13)12:00p (CT)
Cincinnati at Minnesota (12/13)12:00p (CT)
Carolina at New England (12/13)1:00p (ET)
N.Y. Jets at Tampa Bay (12/13)1:00p (ET)
St. Louis at Tennessee (12/13)12:00p (CT)
Washington at Oakland (12/13)1:05p (PT)
San Diego at Dallas (12/13)3:15p (CT)

WEEK FIFTEEN — DEC. 17-21

Chicago at Baltimore (12/20)1:00p (ET)
Atlanta at N.Y. Jets (12/20)1:00p (ET)
Green Bay at Pittsburgh (12/20)1:00p (ET)
Houston at St. Louis (12/20)12:00p (CT)

WEEK SIXTEEN — DEC. 25-28

Buffalo at Atlanta (12/27)1:00p (ET)
Denver at Philadelphia (12/27)1:00p (ET)

WEEK SEVENTEEN — JAN. 3

Washington at San Diego (1/3)1:15p (PT)
Tennessee at Seattle (1/3)1:15p (PT)

* — Sunday night games in Weeks 11-17 subject to change via the league's Flexible Scheduling Policy. Sunday night game in Week 17 TBD.

NFL TIE-BREAKING PROCEDURES

The six postseason participants from each conference are seeded as follows:

1. The division champion with the best record.
2. The division champion with the second-best record.
3. The division champion with the third-best record.
4. The division champion with the fourth-best record.
5. The Wild Card club with the best record.
6. The Wild Card club with the second-best record.

The following procedures will be used to break standings ties for postseason playoffs and to determine regular-season schedules. Note that tie games count as one-half win and one-half loss for both clubs.

TO BREAK A TIE WITHIN A DIVISION

If, at the end of the regular season, two or more clubs in the same division finish with identical won-lost-tied percentages, the following steps will be taken until a champion is determined.

Two Clubs

1. Head-to-head (best won-lost-tied percentage in games between the clubs).
2. Best won-lost-tied percentage in games played within the division.
3. Best won-lost-tied percentage in common games.
4. Best won-lost-tied percentage in games played within the conference.
5. Strength of victory.
6. Strength of schedule.
7. Best combined ranking among conference teams in points scored and points allowed.
8. Best combined ranking among all teams in points scored and points allowed.
9. Best net points in common games.
10. Best net points in all games.
11. Best net touchdowns in all games.

Three or More Clubs

(Note: If two clubs remain tied after third or other clubs are eliminated during any step, tie breaker reverts to step 1 of the two-club format.)

1. Head-to-head (best won-lost-tied percentage in games among the clubs).
2. Best won-lost-tied percentage in games played within the division.
3. Best won-lost-tied percentage in common games.
4. Best won-lost-tied percentage in games played within the conference.
5. Strength of victory.
6. Strength of schedule.
7. Best combined ranking among conference teams in points scored and points allowed.
8. Best combined ranking among all teams in points scored and points allowed.
9. Best net points in common games.
10. Best net points in all games.
11. Best net touchdowns in all games.

TO BREAK A TIE FOR THE WILD-CARD TEAM

If it is necessary to break ties to determine the two Wild-Card clubs from each conference, the following steps will be taken.

1. If the tied clubs are from the same division, apply division tie breaker.
2. If the tied clubs are from different divisions, apply the following steps.

Two Clubs

1. Head-to-head, if applicable.
2. Best won-lost-tied percentage in games played within the conference.
3. Best won-lost-tied percentage in common games, minimum of four.
4. Strength of victory.
5. Strength of schedule.
6. Best combined ranking among conference teams in points scored and points allowed.
7. Best combined ranking among all teams in points scored and points allowed.
8. Best net points in conference games.

9. Best net points in all games.
10. Best net touchdowns in all games.
11. Coin toss.

Three or More Clubs

(Note: If two clubs remain tied after third or other clubs are eliminated, tie breaker reverts to step 1 of applicable two-club format.)

1. Apply division tie breaker to eliminate all but the highest ranked club in each division prior to proceeding to step 2. The original seeding within a division upon application of the division tie breaker remains the same for all subsequent applications of the procedure that are necessary to identify the two Wild-Card participants.
2. Head-to-head sweep. (Applicable only if one club has defeated each of the others or if one club has lost to each of the others.)
3. Best won-lost-tied percentage in games played within the conference.
4. Best won-lost-tied percentage in common games, minimum of four.
5. Strength of victory.
6. Strength of schedule.
7. Best combined ranking among conference teams in points scored and points allowed.
8. Best combined ranking among all teams in points scored and points allowed.
9. Best net points in conference games.
10. Best net points in all games.
11. Best net touchdowns in all games.
12. Coin toss

When the first Wild-Card team has been identified, the procedure is repeated to name the second Wild-Card, i.e., eliminate all but the highest-ranked club in each division prior to proceeding to step 2. In situations where three or more teams from the same division are involved in the procedure, the original seeding of the teams remains the same for subsequent applications of the tie breaker if the top-ranked team in that division qualifies for a Wild-Card berth.

OTHER TIE-BREAKING PROCEDURES

1. Only one club advances to the playoffs in any tie-breaking step. Remaining tied clubs revert to the first step of the applicable division or Wild-Card tie breakers. As an example, if two clubs remain tied in any tie-breaker step after all other clubs have been eliminated, the procedure reverts to step one of the two-club format to determine the winner. When one club wins the tie breaker, all other clubs revert to step 1 of the applicable two-club or three-club format.
2. In comparing division and conference records or records against common opponents among tied teams, the best won-lost-tied percentage is the deciding factor since teams may have played an unequal number of games.
3. To determine home-field priority among division titlists, apply Wild-Card tie breakers.
4. To determine home-field priority for Wild-Card qualifiers, apply division tie breakers (if teams are from the same division) or Wild-Card tie breakers (if teams are from different Divisions).

TIE-BREAKING PROCEDURE FOR NFL DRAFT

If two or more clubs are tied in the selection order, the strength-of-schedule tie breaker is applied, subject to the following exceptions for playoff clubs:

1. The Super Bowl winner is last and the Super Bowl loser next-to-last.
2. Any non-Super Bowl playoff club involved in a tie shall be assigned priority within its segment below that of non-playoff clubs and in the order that the playoff clubs exited from the playoffs. Thus, within a tied segment a playoff club that loses in the Wild-Card game will have priority over a playoff club that loses in the Divisional playoff game, which in turn will have priority over a club that loses in the Conference Championship game. If two tied clubs exited the playoffs in the same round, the tie is broken by strength of schedule.

If any ties cannot be broken by strength of schedule, the divisional or conference tie breakers, whichever are applicable, are applied. Any ties that still exist are broken by a coin flip.

