



2017 MEDIA GUIDE

2015 and 2016 Conference USA Champions





BACK TO BACK

2015 and 2016 Conference USA Champions





AT THE TOP

CONFERENCE LEADERS

Since 2014-15, the Hilltoppers have led C-USA in total championships for three consecutive years and have as many total championships (21) as seven other teams in the league combined. Rice is the only other league school with even double-digit championships as the Owls have secured 10 championships over that span.

In 2016-17, WKU won seven C-USA titles including two in football, two in volleyball, two in women's basketball and one in track and field. And the manner in which the Hilltoppers secured those titles was even more impressive. On the gridiron, WKU defeated C-USA opponents by a margin of 29.1 points, passing the 2015 team as the second-most dominant championship team in league history. On the hardwood, the Lady Toppers tied the record for most league wins in a season, becoming just the fifth team in C-USA's 20-year history to finish with 16 conference victories. In volleyball, the Lady Toppers have not lost a home match to a league opponent since joining C-USA and became the first team since Tulsa's 2011 squad to sweep more than 62 percent of matches played last season.

RECORD HIGH IN ACADEMICS

When it comes to getting a degree and a winning culture on the playing field, there has never been a better time to be a Hilltopper. For the 2016-17 academic year, WKU's student-athletes combined for the highest cumulative GPA (3.06) in history, including a record-high percentage of student-athletes with a semester GPA of 3.0 or higher at 65 percent. All of this was aided by a record semester this past spring when WKU student-athletes posted a 3.10 cumulative semester GPA.

For the 2016-17 academic year, 88 WKU student-athletes earned the ultimate prize, their college diploma, and posted a cumulative GPA of 3.08. Conference USA recognized 157 student-athletes with Commissioner's Honor Roll accolades for posting 3.0 or higher cumulative GPAs and 53 of those student-athletes received academic medals for posting GPAs of 3.75 or higher.

WINNING CULTURE CONTINUES

For the third consecutive season, WKU ranked in the top five nationally in combined winning percentage across football, men's basketball, women's basketball and volleyball. And, since 2014-15, no one in the country has won as many matches across those four sports (262) than the Hilltoppers while the program's 75.1 winning percentage is second nationally behind only Florida State (76.2).



1	At The Top
2	Table of Contents
3	Quick Facts
4	Media Information
6	Hilltopper IMG Sports Network
8	Houchens-Smith Stadium
10	Alphabetical Roster
12	Numerical Roster
14	Hilltopper Breakdown (Returning Letterwinners)
15	Hilltopper Breakdown (By Position Group)
16	Hilltopper Breakdown (What Returns/By State)

2017 OUTLOOK

18	Preseason Notebook
19	2017 Season Outlook
22	2017 Returning Starts by Position

COACHING STAFF

24	Head Coach Mike Sanford
28	Clayton White
29	Junior Adams
30	Steve Spurrier, Sr.
31	Mike Sanford, Sr.
32	Geoff Dartt
33	Jimmy Lindsey
34	Jami DeBerry
35	Ryan Mahaffey
36	Maurice Crum
37	Support Staff
40	Hilltopper Strength
42	Coaching Staff by the Numbers

HILLTOPPERS

44	Player Directory
45	The Hilltoppers

2016 REVIEW

80	2016 Final Statistics
90	2016 Final Superlative
92	2016 Box Scores/Recaps



HISTORY

100	Team Records
109	Individual Records - Passing
111	Individual Records - Receiving
112	Individual Records - Rushing
114	Individual Records - Total Offense
116	Individual Records - Special Teams
120	Individual Records - Defense
123	Miscellaneous Records
123	WKU in the Polls
124	Top Individual Games
128	Yearly Team Statistics
130	Annual Statistics Leaders
134	NCAA Statistics Leaders
137	Hilltopper All-Americans
139	Hilltopper Honor Roll
143	Hilltopper Legends
144	Pro Hilltoppers
146	All-Time Letterwinners
156	All-Time Assistant Coaches
157	2002 National Champions
158	2015 Conference USA Champions
159	2016 Conference USA Champions
160	Stadium Records
161	Program Milestones
162	WKU Postseason Games
163	Series Records
164	Year-By-Year Records
166	All-Time Results

UNIVERSITY

180	Western Kentucky University
181	Bowling Green, Kentucky
182	University President
183	Director of Athletics
184	Senior Athletic Staff
185	Student-Athlete Outreach
186	Big Red

CONFERENCE USA

188	Conference USA
190	C-USA Championship Game
192	2017 C-USA Bowl Partners
196	2016 C-USA Final Statistics

OPPONENTS

200	2017 Opponent Profiles
204	2017 Series Breakdown
208	2017 Composite Schedule



2017 WKU FOOTBALL SCHEDULE

DATE	OPPONENT	TIME	TV
S 2	Eastern Kentucky	6 p.m.	-
S 9	at Illinois	7 p.m.	BTN
S 16	LA Tech*	6 p.m.	Stadium
S 23	Ball State	6 p.m.	Stadium
O 7	at UTEP*	7 p.m.	-
O 14	Charlotte*	3:30 p.m.	-
O 20	at Old Dominion*	-	CBSN
O 28	Florida Atlantic*	3:30 p.m.	Stadium
N 4	at Vanderbilt	-	-
N 11	at Marshall*	5:30 p.m.	beIN
N 17	Middle Tennessee*	7 p.m.	CBSN
N 24	at FIU*	6 p.m.	beIN

Home games in **Bold** * - Denotes C-USA Game All times Central

2016 WKU FOOTBALL SCHEDULE

11-3 OVERALL; 7-1 C-USA; CONFERENCE USA CHAMPIONS;

BOCA RATON BOWL CHAMPIONS

DATE	OPPONENT	SCORE	ATTEND
S 1	Rice*	W, 46-14	19,286
S 10	at Alabama	L, 10-38	101,821
S 17	at Miami (Ohio)	W, 31-24	19,822
S 24	Vanderbilt	L, 30-31 (OT)	23,674
O 1	Houston Baptist	W, 50-3	17,331
O 6	at Louisiana Tech*	L, 52-55	17,978
O 15	at Middle Tennessee*	W, 44-43 (2OT)	22,411
O 22	Old Dominion*	W, 59-24	18,676
O 29	at Florida Atlantic*	W, 52-3	9,338
N 5	FIU*	W, 49-21	15,516
N 12	North Texas*	W, 45-7	16,239
N 26	at Marshall*	W, 60-6	17,397
D 3	Louisiana Tech^	W, 58-44	13,213
D 20	vs. Memphis%	W, 51-31	24,726

Home games in **Bold** | * - Denotes C-USA Game

^ - C-USA Championship Game | % - Boca Raton Bowl

UNIVERSITY INFORMATION

Location	Bowling Green, Ky.
Founded	1906
Enrollment	20,178
Nickname	Hilltoppers
Colors	Red and White
Conference	Conference USA
President	Dr. Timothy C. Caboni
Provost	Dr. David Lee
Director of Athletics	Todd Stewart
Faculty Representative	Dr. Craig Martin

CREDITS

The 2017 WKU Football Media Guide is a publication of the WKU Athletic Media Relations Office. All text and photo content is property of WKU Athletics and Western Kentucky University and may not be reproduced without permission. This document was printed with state funds.

WKUSports.com is the official online home for all 16 sports on The Hill. Rosters, schedules, statistics, game notes, game recaps and media guides are constantly updated online.

COACHING STAFF

NAME	POSITION	ALMA MATER
Mike Sanford	Head Coach	Boise State '05
Clayton White	Defensive Coordinator	NC State '01
Junior Adams	Off. Coordinator/WR	Montana St. '04
Steve Spurrier, Jr.	Asst. Head Coach/QB	Duke '94
Mike Sanford, Sr.	Special Teams/RB	USC '77
Geoff Dartt	Offensive Line	Mount Union '08
Jimmy Lindsey	Defensive Line	Chattanooga '01
Jami DeBerry	Safeties/Recruiting Coord.	WKU '05
Ryan Mahaffey	Tight Ends	Northern Iowa '11
Maurice Crum	Linebackers	Notre Dame '09

SUPPORT STAFF

NAME	POSITION
Nick Uhlenhopp	Assistant AD/Football Operations
Thomas Stallworth	Strength & Conditioning Director
Brock Willis	Special Teams Quality Control
Harris Bivin	Offensive Graduate Assistant
Anthony Davis II	Defensive Graduate Assistant
Kenny Martin	Defensive Graduate Assistant
Matthew Mitchell	Offensive Graduate Assistant
Dave Consiglio	Asso. Dir. Strength & Conditioning
Nate Dennison	Director of Recruiting
Brian Ditmer	Head Equipment Manager
Zach Grant	Director of Player Personnel
Quinn Hollan	Asst. Dir. Strength & Conditioning
Antonio Leonard	Strength & Conditioning Asst.
Laura Thomas	Director of Player Development

FOOTBALL INFORMATION

Starters Returning (O/D/S)	12 (4/6/2)
Starters Lost (O/D/S)	12 (7/5/2)
Lettermen Returning (O/D/S)	51 (21/26/4)
Lettermen Lost (O/D/S)	24 (13/9/1)
All-Time Record	564-385-31 (.591)
All-Time Conference Record	198-126-9 (.608)
First Year in FBS	2009
Home Facility	Houchens-Smith Stadium
Capacity	22,113
Surface	FieldTurf
Stadium Opening	1968
Addition Completed	2008

Editor: Kyle Neaves

Asst. Editor: Bryan Fyalkowski

Design/Layout: Kyle Neaves, Kevin Kirn

Contributors: Lance Dozier, Dana Brown

Photography: Steve Roberts, Matt Lunsford, Clinton Lewis, Bryan Lemon, Joe Imel, Dr. James Robinson, Megan Stearman, Brandon Carter

Printing: Gerald Printing



WORKING CREDENTIALS: To request credentials, contact the Athletics Media Relations (AMR) office. All requests should be made as early as possible and should be limited to working press only. Requests made on gameday will not be approved. Working space in the Houchens-Smith Stadium press box is limited and a photo work room is available on the ground level for credentialed photographers.

Credentials will be screened and issued on a priority basis, with national publications, daily newspapers, wire services, originating radio and television networks, television tape crews and student newspapers from WKU and the visiting school receiving top priority. Requests from weekly newspaper, internet publications, and radio stations that cover WKU and the visiting team will be honored on a space-available basis. Requests for credentials will be reviewed on a case-by-case, year-by-year basis.

The Athletic Media Relations office has the final authority on whether any individuals from any organization will be issued media credentials. Complimentary tickets are not provided to the media.

Spouses, dates, equipment carriers and non-working members of the media are restricted from the pressbox, sidelines and interview areas. Any abuse of a credential to a WKU athletic event will result in the immediate removal of the media member from the event as well as the agency losing credential privileges for the remainder of the season.

MEDIA WILL-CALL: If not received by mail, credentials may be picked up at the media "Will Call" table, located next to the press box elevators on the lower level of the east side of the stadium between gates 4 and 5. Please be mindful that parking passes cannot be picked up at will-call and must be received prior to gameday.

PHOTOGRAPHERS: Credentials for photographers will be issued on the basis of circulation, with priority granted to agencies covering the participating schools on a regular basis. Credentials will not be issued to freelance photographers unless they are employed by a reputable publication or the AMR office of the participating schools. Per NCAA rule, images or likeness of current student-athletes may not be sold, distributed or used for commercial purposes.

SIDELINE AREAS: Excluding select portions of the game, media sideline access is reserved for photographers/videographers. Credentialed photographers/videographers who arrive at media "Will Call" without proper equipment will not be granted sideline access. When on the sideline, media must remain outside the bench area. This includes during pre-game activities.

FIELD AND LOCKER ROOM ACCESS: Photographers are allowed access to the playing field at only two points throughout the course of the event: when the Hilltoppers enter the field immediately prior to kickoff and immediately following the game.

WKU's locker room is closed at all times.

RECRUITS: Per NCAA rule, media are not permitted to have contact with a prospect or family members of a prospect during their visit (official or unofficial) to campus, including prospects in attendance at practice or games. Contact includes in-person conversations, phone calls, text messages, e-mails, etc. Media are also asked to make every effort to keep distance from prospects on campus, including at practice, during pre-game activities on the sidelines and in the stands.

GAMEDAY SERVICES: Members of the media covering WKU will be provided with pregame notes for both teams, a game program and a flipcard. Statistics and a running play-by-play will be handed out after each quarter. Approximately 30 minutes following the completion of the game, a final statistical book, including complete team and individual stats, running play-by-play and postgame quotes from players and coaches, will be available. The first run of books will be given directly to the visiting SID.

POSTGAME INTERVIEWS: For home games, Coach Mike Sanford will hold a postgame news conference with the media in the team meeting room of Harbaugh Hall. AMR office representatives will be available to assist in postgame interviews. A member of the AMR staff will accompany members of the press wishing to go to the sidelines, beginning with five minutes remaining in the final quarter.

WEEKLY PRESS CONFERENCE: Coach Sanford holds a weekly press conference each Monday during the season, beginning at 11:30 a.m. (CT), in the Paul Just Media Center inside E.A. Diddle Arena. Select players will also be available at the weekly presser. For media members unable to attend, a teleconference line is available. Contact Kyle Neaves for more information.

PRACTICES: Practices are open to media Tuesday and Wednesday for individual periods only. Video is permitted for individual drills only during the open periods, although media may be alerted of other portions that are not available for video. Media should remain on the concrete strip on the East side of the stadium for photo and video purposes. Requests for players and assistants should be made by 11 a.m. on the day of practice.

DATES TO REMEMBER

July 19-20

Conference USA Football
Kick-Off (Dallas, Texas)

July 30

Players report to camp
(First practice July 31)

August 5

WKU Football Media Day

August 12

WKU Football Fan Fest
(Diddle Arena)

August 21

Classes Begin

September 2

Season Opener vs. Eastern
Kentucky (6 p.m.)

WKU ATHLETIC COMMUNICATIONS/ MEDIA RELATIONS OFFICE



Kyle Neaves Associate AD
Football Contact
228-424-6921 (Cell)
270-745-3756 (Office)
Kyle.Neaves@wku.edu
@KyleNeavesWKU



Bryan Fyalkowski Asst. Director
Secondary Contact - Players
412-335-2675 (Cell)
270-745-5388 (Office)
Bryan.Fyalkowski@wku.edu
@fyalkowski

Athletic Media Relations Staff Directory

Kyle Neaves	Associate AD, Communications
Bryan Fyalkowski	Assistant Director
Zach Greenwell	Associate Director
Jessica Leifheit	Assistant Director
Currie McFayden	Associate Director
Paul Just	SID Emeritus/Historian
Dana Brown	Media Relations Assistant
Steve Roberts	Staff Photographer

Mailing Information

E.A. Diddle Arena c/o Media Relations
1605 Avenue of Champions
Bowling Green, KY 42101-6412

Website

WKUSports.com

Social Media

Twitter:	Facebook:	Instagram
@WKUSports	WKU Athletics	@WKUSports
@WKUFootball	WKU Football	@WKUFootball
@CoachSanfordWKU		
@WKUSportsPics		

CONFERENCE USA MEDIA RELATIONS

Russ Anderson Assistant Commissioner
RDAnderson@c-usa.org

Mailing Information

Conference USA
5201 North O'Connor - Suite 300
Irving, Texas 75039

Phone

214-774-1300

Website

ConferenceUSA.com

DIRECTIONS TO WESTERN KENTUCKY UNIVERSITY

From I-65 North (heading south): Take the first Bowling Green exit (exit 28) onto US 31-W. Follow the signs for US 31-W South -- Bowling Green. Stay on the four-lane US 31-W South (Louisville Road) to the stop light at the bridge over Barren River. Continue straight through the light. When the one-way streets merge into the four-lane University Blvd., you will be on the NW corner of the Western Kentucky University campus (railroad on right, WKU on left).

From I-65 South (heading north): Take the second Bowling Green exit (exit 22) onto Scottsville Road and follow it all the way down to the 31-W intersection. Take a left at the light and follow 31-W down to the roundabout and exit right onto University Blvd. WKU's athletic facilities will be located on your right coming up the road.

From US 68-80 West (heading east): Follow US 68-80 (Russellville Road) into Bowling Green. You will pass under a railroad overpass (with its "Welcome to Western" sign) and turn left onto University Blvd. The athletics complex will then be on your right -- first Nick Denes Field (baseball), then Houchens Industries-L.T. Smith Stadium. The Arena/Stadium Parking Lot and E.A. Diddle Arena will be on your right just past the Stadium.

From the Natcher Parkway (heading south): Take the first Bowling Green exit (US 231, exit 9) and turn right onto Morgantown Road (US 231) into Bowling Green. You will cross Veterans Memorial Lane and pass Warren Central High School (on the right). When you reach the junction of US 231 and US 68-80 (Holley Corporation on your right and Arby's straight ahead), turn left onto Russellville Road and follow the directions for US 68-80 above from the railroad overpass ("Welcome to WKU" sign) on in to Diddle Arena/Smith Stadium.

WE ARE 'WKU'

Western Kentucky University has a long and storied history across its 16 Division I NCAA programs.

We respectfully ask that you refer to our University's athletic programs as the *WKU Hilltoppers* and *WKU Lady Toppers*.

Please refrain from using any of the following variations

W. Kentucky Western Ky. Western



Since 2007, WKU Football has been carried on the Hilltopper IMG Sports Network which covers the western half of the Commonwealth of Kentucky and reaches over 1.5 million potential listeners. IMG College of Winston-Salem, N.C., is the national leader in collegiate sports marketing and serves as the exclusive rights holder for WKU Athletics.

HILLTOPPER BROADCAST TEAM

Veteran play-by-play broadcaster Randy Lee, along with former Hilltopper quarterback and Athletic Hall of Famer Leo Peckenpaugh call the action of every Hilltopper football game. On the sidelines, former college star, NFL player and WKU assistant coach, Terry Obee, provides a unique perspective as well as interviewing the Hilltoppers following the game.

Lee has served as the lead network play-by-play since 2007 after spending five years on the broadcast team at Nebraska. Lee has been on the call for every major historical event in the Hilltoppers' FBS history, including consecutive Conference USA championships, wins over Kentucky, WKU's first FBS win as well as their first bowl game as members of college football's highest division. Lee also serves as the host of the Mike Sanford weekly radio show as well as the Hilltopper pre-game show.

Peckenpaugh is a 1974 and 1996 graduate of WKU and has served as the color analyst on the broadcast since 2002. As a Hilltopper quarterback, he garnered All-Ohio Valley Conference honors in 1971 and was also elected to the Athletic Hall of Fame in 2001.

Obee, who joined the team in 2013, is a current professor in the Kinesiology, Recreation and Sport department on The Hill, a post he assumed following his retirement as a collegiate football coach. Obee spent eight seasons in the NFL from 1990 to 1997, following a stand-out career at Oregon. He was the wide receivers coach for the Hilltoppers in 2010 and 2011.



BROADCAST TEAM



Randy Lee
Play-by-Play



Leo Peckenpaugh
Analyst



Terry Obee
Sidelines

GAMEDAY BROADCAST

- Hilltopper Pregame Show: Begins 1 hour prior to kickoff with Randy Lee and Leo Peckenpaugh setting up the action
- Postgame Coverage: 60-minute show airs immediately following the conclusion of the game, with interviews from Coach Brohm and select players

HILLTOPPER IMG RADIO NETWORK

<u>Market</u>	<u>Station</u>	<u>Frequency</u>
Bowling Green	WPTQ	105.3 FM
Bowling Green	WWKU	102.7 FM
Bowling Green	WWKU	1450 AM
Campbellsville	WTCO	1450 AM
Elizabethtown	WTHX	101.5 FM
Elizabethtown	WIEL	1400 AM
Franklin	WFKN	1220 AM
Glasgow	WCDS	1230 AM
Hodgenville	WXAM	1430 AM
Hopkinsville	WHOP	95.3 FM
Hopkinsville	WHOP	1230 AM
Louisville	WXVW	96.1 FM
Louisville	WXVW	1450 AM
Madisonville	WTTL	1310 AM
Princeton	WPKY	1580 AM
Somerset	WTLO	97.7 FM
Somerset	WTLO	1480 AM

WPTQ 105.3 FM and WWKU 1450 AM serve as the flagship stations.

Broadcasts are also available on WKUSports.com and via the Tuneln app, available in the App Store and Google Play.



THE MIKE SANFORD RADIO SHOW

Each week during the season, beginning a week before the season opener, head coach Mike Sanford joins host Randy Lee for a one-hour live radio show from locations throughout Bowling Green, previewing the upcoming game, going over the previous week and giving fans an inside look at the Hilltopper football program.

Sanford and Lee will be joined by special guests, including assistant coaches and players, throughout the season to give fans a look at their lives and stories away from football.

The show begins at 7 p.m. CT each week and fans are encouraged to attend the show in-person to talk to Coach Sanford and the guests before and after each show.

COACHES CORNER WITH MIKE SANFORD

Hosted by Terry Obee, the 'Coaches Corner with Mike Sanford' is a weekly television show airing throughout the Commonwealth. The show features behind-the-scenes looks inside the locker room, player and coach interviews, and weekly game highlights.

AIR TIMES

Market	Station	Day/Time
Bowling Green	WKYU	Thursday, 6:30 p.m. CT
		Saturday, 10:30 p.m. CT
Louisville	WBNA	Saturday, 10:30 a.m. ET

IMG STAFF



HILLTOPPER IMG SPORTS NETWORK



Chris Bloomfield
General Manager



Randy Lee
Senior Account Executive



Jamie Levitt
Account Executive



Jalyynn Britt
Partner Services
Coordinator

Contact Information:

Hilltopper IMG Sports Marketing
1605 Avenue of Champions
E.A. Diddle Arena
Bowling Green, Ky., 42101

Phone: (270) 745-5393

IMG

sports · entertainment · media



STADIUM QUICK FACTS

Capacity	22,113
Surface	FieldTurf
Stadium Opening	1968
Addition Completed	2008
Home Record	177-85-4 (.676)
Top Crowd	23,674 (Vanderbilt, 2016)
Winning Seasons at Home	33

L.T. SMITH

The stadium is named for the late L.T. Smith, who came to WKU in 1920 and established the industrial arts curriculum on campus. Smith headed that department until 1957 when he took over as administrator of the WKU Physical Plant. In 1963, Smith was named the Coordinator of New Construction, a post he held until his retirement in 1965.

In addition to his other duties, Smith coached the Hilltoppers in 1920 and 1921 and the men's basketball team during the 1921-22 campaign. He was instrumental in bringing the legendary E.A. Diddle, a member of both the Naismith and Helms Foundation Basketball Halls of Fame, to The Hill to take over the coaching duties in 1922.

Smith, a member of the Ohio Valley Conference Hall of Fame, also served as chairman of the school's Athletic Committee almost continuously from the time he helped form it in 1922 until his retirement in 1965.

HOUCHEMS INDUSTRIES- L.T. SMITH STADIUM

Houchens Industries-L.T. Smith Stadium and Jimmy Feix Field has been home to the Hilltoppers for over 40 years, although the facility has seen several phases of improvements since WKU played its first game there on September 21, 1968.

In 2008, the stadium underwent a major \$50 million expansion project, resulting in new locker rooms, meeting rooms, weight rooms, and training rooms.

Ahead of the Conference USA move, the Hilltoppers also installed a brand new FieldTurf surface, complete with black endzones as voted on by WKU fans on WKUSports.com. The turf features FieldTurf's most advanced fill technology with player safety as the foremost concern.

FEIX FIELD

Jimmy Feix - pronounced Fi-X - was WKU's first football All-American as a quarterback in 1952 and took over the head coaching job in 1968, leading Hilltopper football to some of its greatest seasons, concluding his illustrious 16-year stint at the helm with a school-record 106 wins.

The field inside Houchens-Smith stadium was named in his honor at the beginning of the 1991 season. Feix enjoyed a career in professional football before a four-year career in the armed forces. Feix returned to The Hill in 1957 as an assistant football coach. He passed away on October 5, 2014 at the age of 83.





THE HILLTOPPER NICKNAME

The evolution of the name 'Hilltoppers' is obvious to those who have seen the WKU campus.

The operations of Western Kentucky State Normal School were moved from the site of its forerunner, Southern Normal School, to a commanding hill in the southwestern portion of Bowling Green on Feb. 4, 1911. The move was completed as the entire student body marched to the new site, carrying various articles of school equipment along the way.

Since the summit of 'The Hill' rises 232 feet above nearby Barren River and the comparatively level plain that surrounds the hill, it was only natural that the student-athletes who represented the institution come to be known as 'Hilltoppers'.

Still, the name did not come into use until the 1925-26 school year. Prior to that, WKU's athletic teams were commonly referred to as the 'Pedagogues' or 'Teachers'.

THE RED TOWEL

WKU's unique "Red Towel" tradition originated with the late E.A. Diddle, one of the most successful coaches in collegiate basketball history.

During the postwar years of the 1940's, athletes who had returned to school following the war had picked up the bad habit of taking t-shirts and towels, resulting in many of Diddle's team towels disappearing. As a result, Diddle went to athletic director Ed Stansbury who called the laundry and requested they dye clean towels red.

However, the dye was not permanent and rubbed off on the users face and faded to a weak purple color. To solve this new problem, Stansbury called Cannon Towel Company to inquire about a manufactured red towel, and thus, the famous red towel was born.

LARGEST CROWDS IN STADIUM HISTORY

2008-Present (Capacity — 22,113)

23,674	Vanderbilt	9/24/16	L, 30-31 (OT)
23,252	Southern Miss	9/22/12	W, 41-17
22,323	Louisiana-Monroe	10/20/12	L, 42-43 (OT)
22,297	Murray State	9/20/08	W, 50-9
20,973	Morgan State	9/21/13	W, 58-17
20,772	Indiana	9/18/10	L, 21-38
20,568	South Florida	9/12/09	L, 13-35
20,320	Miami (Ohio)	9/26/15	W, 56-14
20,110	Troy	10/26/13	L, 26-32
19,813	Navy	9/28/13	W, 19-7

1990-2007 (Capacity — 17,500)

18,944	Eastern Kentucky	9/10/05	W, 23-21
18,898	Eastern Kentucky	9/15/07	W, 26-6
18,317	Eastern Kentucky	9/20/03	W, 36-3
18,000	Eastern Kentucky	9/29/90	L, 12-35
17,600	Eastern Kentucky	9/27/96	W, 14-7
16,972	Troy	11/10/07	L, 17-21
16,165	West Virginia Tech	9/8/07	W, 87-0
15,824	North Carolina Central	10/27/07	W, 50-14
15,282	Morehead State	11/17/07	W, 52-12
14,500	Illinois State	9/15/90	W, 19-9

1968-89 (Capacity — 19,250)

20,428	Eastern Kentucky	10/26/68	L, 7-16
20,100	Morehead State	11/1/75	W, 14-10
20,100	Middle Tennessee	11/8/80	W, 30-15
20,000	Middle Tennessee	11/4/72	L, 17-21
20,000	Dayton	11/12/74	W, 32-15
20,000	Middle Tennessee	11/13/76	W, 38-7
19,926	Tennessee Tech	10/16/71	W, 15-7
19,800	Morehead State	10/27/79	L, 0-3
19,750	Morehead State	10/29/77	T, 20-20
19,700	Eastern Kentucky	10/25/80	W, 13-10



No.	Name	Pos.	Ht.	Wt.	Cl.-Exp.	Hometown/Previous School
33	Leon Allen	RB	6-0	245	r-Sr.-3L	Bradenton, Fla. (Manatee)
78	Nick Allen	OL	6-6	305	r-Jr.-SQ	Belleville, Ill. (Belleville West/UT-Martin)
36	Kyle Bailey	LB	6-0	205	Fr.-HS	Carrollton, Ga. (Bremen)
3	Quinton Baker	RB	5-9	185	So.-1L	Ashland, Ky. (Ashland Blazer)
54	Daeshawn Bertram	LB	5-8	225	r-Sr.-3L	Louisville, Ky. (Trinity)
7	Joe Brown	DB	5-10	195	Sr.-3L	Louisville, Ky. (Butler)
13	Will Bush	WR	5-11	195	r-Jr.-2L	Louisville, Ky. (Ballard)
28	Demetrius Cain	LB	6-0	240	r-Fr.-RS	Princeton, Ky. (Caldwell County)
55	Tyler Camp	OL	6-3	310	r-So.-RS	Forsyth, Ga. (Mary Persons)
35	Nicholas Coffey	DL	6-3	265	r-So.-1L	Dunnville, Ky. (Russell County)
49	Jake Collins	P	6-1	210	r-Jr.-2L	Louisville, Ky. (St. Xavier)
24	Roger Cray	DB	5-10	170	Fr.-HS	Lake City, Fla. (Columbia)
15	Ta'Corian Darden	DB	5-9	180	r-So.-1L	Russellville, Ky. (Russellville)
53	Jeremy Darvin	DL	6-1	305	r-Fr.-RS	Nashville, Tenn. (Father Ryan)
85	Mik'Quan Deane	TE	6-4	240	r-Jr.-JC	Tulsa, Okla. (Memorial/NE Oklahoma A&M)
10	Steven Duncan	QB	6-4	235	r-Fr.-RS	Charleston, S.C. (Ashley Ridge)
4	Drew Eckels	QB	6-3	215	r-Jr.-1L	Daytona, Fla. (Warner Christian Aca.)
64	Dennis Edwards	OL	6-1	315	r-Jr.-2L	Snellville, Ga. (South Gwinnett)
53	Caleb Etheridge	OL	6-2	300	Fr.-HS	Forsyth, Ga. (Mary Persons)
30	Jordan Eubanks	DB	5-11	180	Fr.-HS	Pembroke Pines, Fla. (Flanagan)
1	Nacarius Fant	WR	5-9	185	Sr.-3L	Bowling Green, Ky. (Bowling Green)
22	DeAndre Farris	DB	5-10	190	r-Jr.-2L	Shelbyville, Ky. (Collins)
32	D'Andre Ferby	RB	6-1	225	r-Jr.-1L	Smyrna, Tenn. (Ensworth)
60	Dylan Ferguson	DL	6-1	270	r-Jr.-SQ	Mount Washington, Ky. (Bullitt East)
42	Kyle Fourtenbary	TE	6-2	240	r-Fr.-RS	Opelika, Ala. (Opelika)
14	Juwan Gardner	DB	6-0	195	r-Sr.-2L	Louisville, Ky. (duPont Manual)
98	Jaylon George	DL	6-3	275	r-So.-TR	Atlanta, Ga. (North Clayton/NE Oklahoma A&M)
21	Jordon Gonzalez	DB	5-11	175	r-So.-RS	Louisville, Ky. (duPont Manual)
9	Drell Greene	DB	5-11	200	Jr.-2L	Alma, Ga. (Bacon County)
77	Hunter Holland	OL	6-2	285	r-So.-SQ	Buford, Ga. (Buford)
44	Ben Holt	LB	5-10	220	r-So.-1L	Bowling Green, Ky. (Bowling Green)
68	Parker Howell	OL	6-4	290	r-So.-1L	Nashville, Tenn. (Christ Presbyterian Aca.)
4	Joel Iyiegbuniwe	LB	6-1	230	r-Jr.-2L	Bowling Green, Ky. (South Warren)
10	A.J. Jackson	DB	5-11	175	r-So.-1L	Louisville, Ky. (Seneca)
17	Canon Jackson	DB	6-1	220	r-So.-1L	Louisville, Ky. (Trinity)
11	Lucky Jackson	WR	6-1	185	r-So.-1L	Lexington, Ky. (Lafayette)
16	Quin Jernighan	WR	6-3	210	r-So.-1L	LaVergne, Tenn. (LaVergne)
67	Seth Joest	OL	6-2	300	r-Fr.-RS	Versailles, Ky. (Woodford County)
3	Chris Johnson	DL	6-1	285	Sr.-1L	Gulfport, Miss. (Gulfport/Mississippi Gulf Coast CC)
23	Justin Johnson	TE	6-7	255	r-Jr.-BB	Hazard, Ky. (Perry Central)
1	Leverick Johnson	DB	6-0	185	Sr.-3L	Miami, Fla. (Northwestern)
41	Juwuan Jones	LB	6-3	235	Fr.-HS	Sugar Hill, Ga. (Lanier)
91	Trae Jones	DL	6-0	300	r-Sr.-1L	Cusseta, Ga. (Chattahoochee County)
43	Carson Jordan	DL	6-2	255	Jr.-TR	Poplarville, Miss. (Hancock/Mississippi Gulf Coast CC)
2	Devon Key	DB	6-1	205	r-Fr.-RS	Lexington, Ky. (Bryan Station)
31	Antwon Kincade	DB	5-11	190	Fr.-HS	Valdosta, Ga. (Valdosta)
9	Xavier Lane	WR	6-4	200	r-Fr.-RS	Montgomery, Ala. (Carver)
82	Kris Leach	TE	6-6	225	Fr.-HS	Bealeton, Va. (Liberty)
96	Julien Lewis	DL	6-3	300	r-Jr.-1L	Madison, Ala. (Bob Jones)
34	Teawonn Ligon	RB	5-9	185	r-Fr.-HS	Louisville, Ky. (Central)

No.	Name	Pos.	Ht.	Wt.	Cl.-Exp.	Hometown/Previous School
43	Marcelis Logan	RB	5-8	180	r-Jr.-TR	Lexington, Ky. (Lexington Catholic)
55	Jalen Madden	DL	6-1	315	r-Fr.-RS	Tuscaloosa, Ala. (Northridge)
13	DeAngelo Malone	DL	6-4	215	Fr.-HS	Ellenwood, Ga. (Cedar Grove)
19	C.J. Marria	DL	6-4	240	Fr.-HS	Jonesboro, Ga. (Jonesboro)
61	Jordan Meredith	OL	6-2	280	r-Fr.-RS	Bowling Green, Ky. (Bowling Green)
27	Martavius Mims	DB	6-1	205	r-Jr.-2L	Muscle Shoals, Ala. (Muscle Shoals)
76	Preston Mixon	OL	6-4	300	Fr.-HS	Montgomery, Ala. (Jefferson Davis)
50	Der'Quione Mobley	LB	6-1	240	r-Jr.-1L	Louisville, Ky. (Central)
22	Jakairi Moses	RB	5-9	185	Fr.-HS	Palm Beach Gardens, Fla. (William T. Dwyer)
6	Devin Nixon	WR	6-0	190	r-So.-1L	Melbourne, Fla. (Viera)
69	Matt Nord	OL	6-6	320	r-Sr.-2L	Louisville, Ky. (DeSales)
37	Ryan Nuss	K	5-9	200	r-Jr.-2L	Fairfield, Ohio (Fairfield/East Tennessee)
45	Tyler Obee	LB	5-11	200	r-Fr.-RS	Flossmoor, Ill. (Homewood-Flossmoor)
42	Derik Overstreet	DL	6-2	250	Sr.-3L	Paducah, Ky. (Paducah Tilghman)
63	Miles Pate	OL	6-2	320	r-So.-1L	Suwannee, Ga. (Peachtree Ridge)
7	Jahcour Pearson	WR	5-9	180	r-Fr.-RS	Fort Lauderdale, Fla. (Flanagan)
80	Kameron Peeler	WR	5-9	190	r-Fr.-RS	Clarksville, Tenn. (Northeast)
18	Dalton Ponchillia	WR	5-11	190	Gr.-TR	Nashville, Tenn. (Franklin Road/East Tennessee)
58	DeVon Quincy	DL	6-1	245	r-Fr.-RS	Frankfort, Ky. (Lafayette)
52	Adam Raschilla	OL	6-5	330	r-Fr.-RS	Northport, Ala. (Tuscaloosa County)
51	Brandon Ray	OL	6-2	300	r-Sr.-3L	Madison, Ala. (Bob Jones)
80	Ben Reeder	LS	6-2	215	Fr.-HS	Greenville, S.C. (J L Mann)
11	Tanner Reeves	DL	6-4	260	r-Sr.-3L	Lakeland, Fla. (George W. Jenkins)
73	Cullen Reynolds	OL	6-5	325	r-So.-1L	Madisonville, Ky. (Madisonville-North Hopkins)
39	Alex Rinella	K	6-1	220	r-So.-1L	Johnson City, Tenn. (Science Hill)
33	Anthony Robinson	DL	6-3	235	r-Fr.-RS	Frankfort, Ky. (Frankfort)
29	LA Rogers-Anderson	DB	6-0	185	Fr.-HS	Columbia, S.C. (Ridge View)
20	Nathan Roush	DB	6-1	185	r-Jr.-2L	Louisville, Ky. (DeSales)
26	Dionté Ruffin	DB	5-11	180	Fr.-HS	Dallas, Ga. (Paulding County)
25	Joshua Samuel	RB	5-11	200	Fr.-HS	Greenville, S.C. (Central Gwinnett)
56	Evan Sayner	DL	6-3	300	r-Jr.-2L	Paducah, Ky. (McCracken County)
71	R.J. Scaife	OL	6-5	285	r-So.-1L	Dade City, Fla. (Pasco)
12	Davis Shanley	QB	6-1	185	Fr.-HS	Duluth, Ga. (South Forsyth)
88	Skyler Simcox	K	6-0	180	Jr.-1L	Abingdon, Va. (Abingdon/Emory & Henry)
6	De'Andre Simmons	DB	5-11	195	r-Sr.-3L	Royal Palm Beach, Fla. (Royal Palm Beach)
75	Jimmie Sims	OL	6-4	295	r-Sr.-3L	New Orleans, La. (McDonogh 35)
59	Jarrett Sippola	LB	6-0	220	r-So.-SQ	Carrollton, Ga. (Carrollton)
2	Jacquez Sloan	WR	5-9	165	Fr.-HS	Atlanta, Ga. (Grady)
70	Cole Spencer	OL	6-4	285	Fr.-HS	Louisville, Ky. (Trinity)
90	Jack Thompson	DL	6-1	255	r-So.-SQ	Edmonton, Ky. (Metcalfe County)
8	Kylen Towner	WR	5-8	175	r-Sr.-3L	Mobile, Ala. (St. Paul's Episcopal)
5	Marquez Trigg	RB	6-0	225	r-So.-1L	Glasgow, Ky. (Glasgow)
65	Nick True	OL	6-4	285	r-Jr.-SQ	Fort Thomas, Ky. (Highlands)
12	Gaej Walker	DB	6-0	190	r-Fr.-RS	Tampa, Fla. (East Bay)
8	Marcus Ward	DB	6-3	220	Gs.-3L	Birmingham, Ala. (Vestavia Hills)
23	Devon Wharton	DB	6-2	215	r-Fr.-RS	Hopkinsville, Ky. (Christian County)
14	Mike White	QB	6-4	225	r-Sr.-1L	Pembroke Pines, Fla. (University/USF)
25	Masai Whyte	LB	6-0	225	r-Jr.-2L	Shelbyville, Ky. (Collins)
95	Heath Wiggins	DL	6-2	265	r-So.-1L	Mayfield, Ky. (Graves County)
48	Steven Witchosky	TE	6-2	235	Fr.-HS	Plant City, Fla. (Durant)
74	Tyler Witt	OL	6-2	300	r-Fr.-RS	Joliet, Ill. (Joliet Catholic)
19	Deon Yelder	TE	6-4	255	r-Sr.-2L	Louisville, Ky. (Southern)

GENERAL
HILLTOPPERS
2016 REVIEW
HISTORY
UNIVERSITY
OPPONENTS

No.	Name	Pos.	Ht.	Wt.	Exp.	Hometown/Previous School
1	Nacarius Fant	WR	5-9	185	Sr.-3L	Bowling Green, Ky. (Bowling Green)
1	Leverick Johnson	DB	6-0	185	Sr.-3L	Miami, Fla. (Northwestern)
2	Devon Key	DB	6-1	205	r-Fr.-RS	Lexington, Ky. (Bryan Station)
2	Jacquez Sloan	WR	5-9	165	Fr.-HS	Atlanta, Ga. (Grady)
3	Quinton Baker	RB	5-9	185	So.-1L	Ashland, Ky. (Ashland Blazer)
3	Chris Johnson	DL	6-1	285	Sr.-1L	Gulfport, Miss. (Gulfport/Mississippi Gulf Coast CC)
4	Drew Eckels	QB	6-3	215	r-Jr.-1L	Daytona, Fla. (Warner Christian Aca.)
4	Joel Iyiegbuniwe	LB	6-1	230	r-Jr.-2L	Bowling Green, Ky. (South Warren)
5	Marquez Trigg	RB	6-0	225	r-So.-1L	Glasgow, Ky. (Glasgow)
6	Devin Nixon	WR	6-0	190	r-So.-1L	Melbourne, Fla. (Viera)
6	De'Andre Simmons	DB	5-11	195	r-Sr.-3L	Royal Palm Beach, Fla. (Royal Palm Beach)
7	Joe Brown	DB	5-10	195	Sr.-3L	Louisville, Ky. (Butler)
7	Jahcour Pearson	WR	5-9	180	r-Fr.-RS	Fort Lauderdale, Fla. (Flanagan)
8	Kylen Towner	WR	5-8	175	r-Sr.-3L	Mobile, Ala. (St. Paul's Episcopal)
8	Marcus Ward	DB	6-3	220	Gs.-3L	Birmingham, Ala. (Vestavia Hills)
9	Drell Greene	DB	5-11	200	Jr.-2L	Alma, Ga. (Bacon County)
9	Xavier Lane	WR	6-4	200	r-Fr.-RS	Montgomery, Ala. (Carver)
10	Steven Duncan	QB	6-4	235	r-Fr.-RS	Charleston, S.C. (Ashley Ridge)
10	A.J. Jackson	DB	5-11	175	r-So.-1L	Louisville, Ky. (Seneca)
11	Lucky Jackson	WR	6-1	185	r-So.-1L	Lexington, Ky. (Lafayette)
11	Tanner Reeves	DL	6-4	260	r-Sr.-3L	Lakeland, Fla. (George W. Jenkins)
12	Davis Shanley	QB	6-1	185	Fr.-HS	Duluth, Ga. (South Forsyth)
12	Gaej Walker	DB	6-0	190	r-Fr.-RS	Tampa, Fla. (East Bay)
13	Will Bush	WR	5-11	195	r-Jr.-2L	Louisville, Ky. (Ballard)
13	DeAngelo Malone	DL	6-4	215	Fr.-HS	Ellenwood, Ga. (Cedar Grove)
14	Juwan Gardner	DB	6-0	195	r-Sr.-2L	Louisville, Ky. (DuPont Manual)
14	Mike White	QB	6-4	225	r-Sr.-1L	Pembroke Pines, Fla. (University/USF)
15	Ta'Corian Darden	DB	5-9	180	r-So.-1L	Russellville, Ky. (Russellville)
16	Quin Jernighan	WR	6-3	210	r-So.-1L	LaVergne, Tenn. (LaVergne)
17	Canon Jackson	DB	6-1	220	r-So.-1L	Louisville, Ky. (Trinity)
18	Dalton Ponchillia	WR	5-11	190	Gr.-TR	Nashville, Tenn. (Franklin Road/East Tennessee)
19	C.J. Marria	DL	6-4	240	Fr.-HS	Jonesboro, Ga. (Jonesboro)
19	Deon Yelder	TE	6-4	255	r-Sr.-2L	Louisville, Ky. (Southern)
20	Nathan Roush	DB	6-1	185	r-Jr.-2L	Louisville, Ky. (DeSales)
21	Jordon Gonzalez	DB	5-11	175	r-So.-RS	Louisville, Ky. (DuPont Manual)
22	DeAndre Farris	DB	5-10	190	r-Jr.-2L	Shelbyville, Ky. (Collins)
22	Jakairi Moses	RB	5-9	185	Fr.-HS	Palm Beach Gardens, Fla. (William T. Dwyer)
23	Justin Johnson	TE	6-7	255	r-Jr.-BB	Hazard, Ky. (Perry Central)
23	Devon Wharton	DB	6-2	215	r-Fr.-RS	Hopkinsville, Ky. (Christian County)
24	Roger Cray	DB	5-10	170	Fr.-HS	Lake City, Fla. (Columbia)
25	Joshua Samuel	RB	5-11	200	Fr.-HS	Greenville, S.C. (Central Gwinnett)
25	Masai Whyte	LB	6-0	225	r-Jr.-2L	Shelbyville, Ky. (Collins)
26	Dionté Ruffin	DB	5-11	180	Fr.-HS	Dallas, Ga. (Paulding County)
27	Martavius Mims	DB	6-1	205	r-Jr.-2L	Muscle Shoals, Ala. (Muscle Shoals)
28	Demetrius Cain	LB	6-0	240	r-Fr.-RS	Princeton, Ky. (Caldwell County)
29	Latheron Rogers-Anderson	DB	6-0	185	Fr.-HS	Columbia, S.C. (Ridge View)
30	Jordan Eubanks	DB	5-11	180	Fr.-HS	Pembroke Pines, Fla. (Flanagan)
31	Antwon Kincade	DB	5-11	190	Fr.-HS	Valdosta, Ga. (Valdosta)
32	D'Andre Ferby	RB	6-1	225	r-Jr.-1L	Smyrna, Tenn. (Ensworth)
33	Leon Allen	RB	6-0	245	r-Sr.-3L	Bradenton, Fla. (Manatee)
33	Anthony Robinson	DL	6-3	235	r-Fr.-RS	Frankfort, Ky. (Frankfort)

No.	Name	Pos.	Ht.	Wt.	Exp.	Hometown/Previous School
34	Teawonn Ligon	RB	5-9	185	r-Fr.-HS	Louisville, Ky. (Central)
35	Nicholas Coffey	DL	6-3	265	r-So.-1L	Dunnville, Ky. (Russell County)
36	Kyle Bailey	LB	6-0	205	Fr.-HS	Carrollton, Ga. (Bremen)
37	Ryan Nuss	K	5-9	200	r-Jr.-2L	Fairfield, Ohio (Fairfield/East Tennessee)
39	Alex Rinella	K	6-1	220	r-So.-1L	Johnson City, Tenn. (Science Hill)
41	Juwuan Jones	LB	6-3	235	Fr.-HS	Sugar Hill, Ga. (Lanier)
42	Kyle Fourtenbary	TE	6-2	240	r-Fr.-RS	Opelika, Ala. (Opelika)
42	Derik Overstreet	DL	6-2	250	Sr.-3L	Paducah, Ky. (Paducah Tilghman)
43	Carson Jordan	DL	6-2	255	Jr.-TR	Poplarville, Miss. (Hancock/Mississippi Gulf Coast CC)
43	Marcelis Logan	RB	5-8	180	r-Jr.-TR	Lexington, Ky. (Lexington Catholic)
44	Ben Holt	LB	5-10	220	r-So.-1L	Bowling Green, Ky. (Bowling Green)
45	Tyler Obee	LB	5-11	200	r-Fr.-RS	Flossmoor, Ill. (Homewood-Flossmoor)
47	Jeremy Ashworth	LS	5-11	200	r-So.-RS	Bardstown, Ky. (Bardstown)
48	Steven Witchoskey	TE	6-2	235	Fr.-HS	Plant City, Fla. (Durant)
49	Jake Collins	P	6-1	210	r-Jr.-2L	Louisville, Ky. (St. Xavier)
50	Der'Quione Mobley	LB	6-1	240	r-Jr.-1L	Louisville, Ky. (Central)
51	Brandon Ray	OL	6-2	300	r-Sr.-3L	Madison, Ala. (Bob Jones)
52	Adam Raschilla	OL	6-5	330	r-Fr.-RS	Northport, Ala. (Tuscaloosa County)
53	Jeremy Darvin	DL	6-1	305	r-Fr.-RS	Nashville, Tenn. (Father Ryan)
53	Caleb Etheridge	OL	6-2	300	Fr.-HS	Forsyth, Ga. (Mary Persons)
54	Daeshawn Bertram	LB	5-8	225	r-Sr.-3L	Louisville, Ky. (Trinity)
55	Tyler Camp	OL	6-3	310	r-So.-RS	Forsyth, Ga. (Mary Persons)
55	Jalen Madden	DL	6-1	315	r-Fr.-RS	Tuscaloosa, Ala. (Northridge)
56	Evan Sayner	DL	6-3	300	r-Jr.-2L	Paducah, Ky. (McCracken County)
58	DeVon Quincy	DL	6-1	245	r-Fr.-RS	Frankfort, Ky. (Lafayette)
59	Jarrett Sippola	LB	6-0	220	r-So.-SQ	Carrollton, Ga. (Carrollton)
60	Dylan Ferguson	DL	6-1	270	r-Jr.-SQ	Mount Washington, Ky. (Bullitt East)
61	Jordan Meredith	OL	6-2	280	r-Fr.-RS	Bowling Green, Ky. (Bowling Green)
63	Miles Pate	OL	6-2	320	r-So.-1L	Suwannee, Ga. (Peachtree Ridge)
64	Dennis Edwards	OL	6-1	315	r-Jr.-2L	Snellville, Ga. (South Gwinnett)
65	Nick True	OL	6-4	285	r-Jr.-SQ	Fort Thomas, Ky. (Highlands)
67	Seth Joest	OL	6-2	300	r-Fr.-RS	Versailles, Ky. (Woodford County)
68	Parker Howell	OL	6-4	290	r-So.-1L	Nashville, Tenn. (Christ Presbyterian Aca.)
69	Matt Nord	OL	6-6	320	r-Sr.-2L	Louisville, Ky. (DeSales)
70	Cole Spencer	OL	6-4	285	Fr.-HS	Louisville, Ky. (Trinity)
71	R.J. Scaife	OL	6-5	285	r-So.-1L	Dade City, Fla. (Pasco)
73	Cullen Reynolds	OL	6-5	325	r-So.-1L	Madisonville, Ky. (Madisonville-North Hopkins)
74	Tyler Witt	OL	6-2	300	r-Fr.-RS	Joliet, Ill. (Joliet Catholic)
75	Jimmie Sims	OL	6-4	295	r-Sr.-3L	New Orleans, La. (McDonogh 35)
76	Preston Mixon	OL	6-4	300	Fr.-HS	Montgomery, Ala. (Jefferson Davis)
77	Hunter Holland	OL	6-2	285	r-So.-SQ	Buford, Ga. (Buford)
78	Nick Allen	OL	6-6	305	r-Jr.-SQ	Belleville, Ill. (Belleville West/UT-Martin)
80	Kameron Peeler	WR	5-9	190	r-Fr.-RS	Clarksville, Tenn. (Northeast)
80	Ben Reeder	LS	6-2	215	Fr.-HS	Greenville, S.C. (J L Mann)
82	Kris Leach	TE	6-6	225	Fr.-HS	Bealeton, Va. (Liberty)
85	Mik'Quan Deane	TE	6-4	240	r-Jr.-JC	Tulsa, Okla. (Memorial/NE Oklahoma A&M)
88	Skyler Simcox	K	6-0	180	Jr.-1L	Abingdon, Va. (Abingdon/Emory & Henry)
90	Jack Thompson	DL	6-1	255	r-So.-SQ	Edmonton, Ky. (Metcalfe County)
91	Trae Jones	DL	6-0	300	r-Sr.-1L	Cusseta, Ga. (Chattahoochee County)
95	Heath Wiggins	DL	6-2	265	r-So.-1L	Mayfield, Ky. (Graves County)
96	Julien Lewis	DL	6-3	300	r-Jr.-1L	Madison, Ala. (Bob Jones)
98	Jaylon George	DL	6-3	275	r-So.-TR	Atlanta, Ga. (North Clayton/NE Oklahoma A&M)

GENERAL
HILLTOPPERS
2016 REVIEW
HISTORY
UNIVERSITY
OPPONENTS



RETURNING LETTERWINNERS (51)

OFFENSE (21)

Quarterbacks (2)

Drew Eckels
Mike White

Running Backs (4)

Leon Allen
Quinton Baker
D'Andre Ferby
Marquez Trigg

Tight Ends (1)

Deon Yelder

Wide Receivers (6)

Will Bush
Nacarius Fant
Lucky Jackson
Quin Jernighan
Devin Nixon
Kylan Towner

Offensive Line (8)

Dennis Edwards
Parker Howell
Matt Nord
Miles Pate
Brandon Ray
Cullen Reynolds
R.J. Scaife
Jimmie Sims

SPECIALISTS (4)

Jake Collins, P
Ryan Nuss, PK
Alex Rinella, KOS
Skyler Simcox, PK

DEFENSE (26)

Defensive Line (9)

Nicholas Coffey
Ty/Ron Horton
Chris Johnson
Trae Jones
Julien Lewis
Derik Overstreet
Tanner Reeves
Evan Sayner
Heath Wiggins

Linebackers (5)

Daeshawn Bertram
Ben Holt
Joel Iyiegbuniwe
Der'Quione Mobley
Masai Whyte

Secondary (12)

Joe Brown
Tacorian Darden
DeAndre Farris
Juwan Gardner
Drell Greene
A.J. Jackson
Canon Jackson
Leverick Johnson
Martavius Mims
Nathan Roush
De'Andre Simmons
Marcus Ward

HILLTOPPERS BY CLASS

Seniors (19)

Leon Allen, Daeshawn Bertram, Joe Brown, Nacarius Fant, Juwan Gardner, Chris Johnson, Leverick Johnson, Trae Jones, Matt Nord, Derik Overstreet, Dalton Ponchillia, Brandon Ray, Tanner Reeves, De'Andre Simmons, Jimmie Sims, Kylan Towner, Marcus Ward, Mike White, Deon Yelder

Juniors (23)

Nick Allen, Will Bush, Jake Collins, Mik'Quan Deane, Drew Eckels, Dennis Edwards, DeAndre Farris, D'Andre Ferby, Dylan Ferguson, Drell Greene, Joel Iyiegbuniwe, Carson Jordan, Justin Johnson, Julien Lewis, Marcellis Logan, Martavius Mims, Der'Quione Mobley, Ryan Nuss, Nathan Roush, Evan Sayner, Skyler Simcox, Nick True, Masai Whyte

Sophomores (22)

Quinton Baker, Tyler Camp, Nicholas Coffey, Tacorian Darden, Jaylon George, Jordon Gonzalez, Hunter Holland, Ben Holt, Parker Howell, A.J. Jackson, Canon Jackson, Lucky Jackson, Quin Jernighan, Devin Nixon, Miles Pate, Cullen Reynolds, Alex Rinella, R.J. Scaife, Jarrett Sippola, Jack Thompson, Marquez Trigg, Heath Wiggins

Redshirt Freshmen (19)

Demetrius Cain, Jeremy Darwin, Steven Duncan, Kyle Fourtenbary, Seth Joest, Devon Key, Xavier Lane, Teawonn Ligon, Jalen Madden, Jordan Meredith, Tyler Obee, Jahcour Pearson, Kameron Peeler, DeVon Quincy, Adam Raschilla, Anthony Robinson, Gaej Walker, Devon Wharton, Tyler Witt

True Freshmen (19)

Kyle Bailey, Roger Cray, Caleb Etheridge, Jordan Eubanks, Juwuan Jones, Antwon Kincade, Kris Leach, DeAngelo Malone, C.J. Marria, Preston Mixon, Jakairi Moses, Ben Reeder, Latheron Rogers-Anderson, Dionte Ruffin, Josh Samuel, Davis Shanley, Jacques Sloan, Cole Spencer, Steven Witchoskey

QUARTERBACKS

Returning (3)		
Steven Duncan	r-Fr.	RS
Drew Eckels	r-Jr.	1L
Mike White	r-Sr.	1L

Lettermen Lost (1)

Tyler Ferguson		1L
----------------	--	----

Additions (1)

Davis Shanley	Fr.	HS
---------------	-----	----

RUNNING BACKS

Returning (6)		
Leon Allen	r-Sr.	3L
Quinton Baker	So.	1L
D'Andre Ferby	r-Jr.	1L
Teawonn Ligon	r-Fr.	RS
Marcelis Logan	r-Jr.	SQ
Marquez Trigg	r-So.	1L

Lettermen Lost (2)

Blair Vaughan		4L
Anthony Wales		4L

Additions (2)

Jakairi Moses	Fr.	HS
Joshua Samuel	Fr.	HS

WIDE RECEIVERS

Returning (9)		
Nacarius Fant	Sr.	3L
Lucky Jackson	r-So.	1L
Quin Jernighan	r-So.	1L
Xavier Lane	r-Fr.	RS
Devin Nixon	r-So.	1L
Jahcour Pearson	r-Fr.	RS
Kameron Peeler	r-So.	SQ
Kylen Towner	r-Jr.	2L

Lettermen Lost (3)

Stephon Brown		2L
Nicholas Norris		4L
Taywan Taylor		4L

Additions (2)

Dalton Ponchillia	Gr.	TR
Jaquez Sloan	Fr.	HS

OFFENSIVE LINE

Returning (16)		
Nick Allen	r-Jr.	SQ
Tyler Camp	r-So.	SQ
Dennis Edwards	r-Jr.	2L
Hunter Holland	r-So.	SQ
Parker Howell	r-So.	1L
Seth Joest	r-Fr.	RS
Jordan Meredith	r-Fr.	RS
Matt Nord	r-Sr.	3L
Miles Pate	r-So.	1L
Adam Raschilla	r-Fr.	RS
Brandon Ray	r-Sr.	3L
Cullen Reynolds	r-So.	1L
R.J. Scaife	r-So.	1L
Jimmie Sims	r-Sr.	3L
Nick True	r-Jr.	SQ
Tyler Witt	r-Fr.	RS

Lettermen Lost (4)

Max Halpin		4L
Forrest Lamp		4L
Joe Manley		3L
Darrell Williams, Jr.		3L

Additions (3)

Caleb Etheridge	Fr.	HS
Preston Mixon	Fr.	HS
Cole Spencer	Fr.	HS

TIGHT ENDS

Returning (2)		
Kyle Fourtenbary	r-Fr.	1L
Deon Yelder	r-Jr.	1L

Lettermen Lost (3)

Stevie Donatell		1L
Shaquille Johnson		4L
Desmond Maxwell		2L

Additions (4)

Mik'Quan Deane	Jr.	JC
Justin Johnson	r-Jr.	BB
Kris Leach	Fr.	HS
Steven Witchoskey	Fr.	HS

DEFENSIVE LINE

Returning (13)		
Nicholas Coffey	r-So.	1L
Jeremy Darvin	r-Fr.	RS
Dylan Ferguson	r-Jr.	SQ
Chris Johnson	Sr.	1L
Trae Jones	r-Sr.	1L
Julien Lewis	r-Jr.	1L
Jalen Madden	r-Fr.	RS
Derik Overstreet	Sr.	3L
Tanner Reeves	r-Sr.	3L
Anthony Robinson	r-Fr.	RS
Evan Sayner	r-Jr.	2L
Jack Thompson	r-So.	SQ
Heath Wiggins	r-So.	1L

Lettermen Lost (3)

Omarius Bryant	Sr.	1L
Devante Duclos	Sr.	3L
Kalvin Robinson	Sr.	3L

Additions (4)

Jaylon George	Jr.	JC
Carson Jordan	Jr.	JC
C.J. Marria	Fr.	HS
DeAngelo Malone	Fr.	HS

LINEBACKERS

Returning (9)		
Daeshawn Bertram	r-Sr.	3L
Demetrius Cain	r-Fr.	RS
Ben Holt	r-So.	1L
Joel Iyiegbuniwe	r-Jr.	2L
Der'Quione Mobley	r-So.	1L
Tyler Obee	r-Fr.	RS
DeVon Quincy	r-Fr.	RS
Jarrett Sippola	r-So.	SQ
Masai Whyte	r-Jr.	2L

Lettermen Lost (3)

Keith Brown		1L
Drew Davis		4L
T.J. McCollum		2L

Additions (2)

Kyle Bailey	Fr.	HS
Juwuan Jones	Fr.	HS

SECONDARY

Returning (18)		
Joe Brown	Sr.	3L
Will Bush	r-Jr.	2L
Roger Cray	Fr.	HS
Ta'Corian Darden	r-So.	1L
DeAndre Farris	r-Jr.	2L
Juwan Gardner	r-Sr.	2L
Jordon Gonzalez	r-So.	SQ
Drell Greene	Jr.	2L
A.J. Jackson	r-So.	1L
Canon Jackson	r-So.	1L
Leverick Johnson	Sr.	3L
Devon Key	r-Fr.	RS
Martavius Mims	r-Jr.	2L
Nathan Roush	r-Jr.	2L
De'Andre Simmons	r-Sr.	3L
Gaej Walker	r-Fr.	RS
Marcus Ward	r-Sr.	3L
DeVon Wharton	r-Fr.	RS

Lettermen Lost (1)

Branden Leston		3L
----------------	--	----

Additions (4)

Jordan Eubanks	Fr.	HS
Antwon Kincade	Fr.	HS
LA Rogers-Anderson	Fr.	HS
Dionte Ruffin	Fr.	HS

SPECIALISTS

Returning (4)		
Jake Collins (P)	r-Jr.	2L
Ryan Nuss (K)	r-Jr.	2L
Alex Rinella (KOS)	r-So.	1L
Skyler Simcox (K)	r-Jr.	1L

Lettermen Lost (2)

Nolan Dowling (LS)		4L
Joseph Occhipinti (P)		3L

Additions (1)

Ben Reeder (LS)	Fr.	HS
-----------------	-----	----

WHAT RETURNS...

Rushing Yards	27.6%
Passing Yards	95.0%
Receiving Yards	21.8%
Punt Return Yards	86.9%
Kick Return Yards	91.7%
Interceptions	71.4%
Scoring	37.8%
Total Offense	71.4%
All-Purpose Yards	36.6%
Field Goals	100%
Punting Yards	97.9%
Tackles	54.0%
Tackles for Loss	54.0%
Sacks	51.5%
Fumbles Recovered	42.9%
Fumbles Forced	71.4%

Offensive Starts Returning

OL Brandon Ray	41
QB Mike White	29 (14)
OL Dennis Edwards	27
RB Leon Allen	14
WR Nacarius Fant	9
OL Jimmie Sims	7
WR Lucky Jackson	5
RB D'Andre Ferby	4
RB Quinton Baker	1
FB Ben Holt	1
OL Matt Nord	1
RB Marquez Trigg	1

Defensive Starts Returning

DL Derik Overstreet	35
DB Marcus Ward	31
DB Joe Brown	14
DL Chris Johnson	14
LB Joel Iyiegbuniwe	14
DB DeAndre Simmons	14
DL Tanner Reeves	8
DB Drell Greene	7
DB Juwan Gardner	6
DB Leverick Johnson	6
DB Martavius Mims	2
LB Masai Whyte	2
LB Ben Holt	1

Offensive Starts Lost

OL Forrest Lamp	51
OL Darrell Williams, Jr.	41
OL Max Halpin	38
WR Taywan Taylor	33
WR Nicholas Norris	30
RB Anthony Wales	19
TE Desmond Maxwell	3
QB Nelson Fishback	1
OL Joe Manley	1

Defensive Starts Lost

DB Brandon Leston	20
LB TJ McCollum	14
DL Omarius Bryant	2
DL Calvin Robinson	2
DL Devante Duclos	1

Specialist Starts Lost

LS Nolan Dowling	53
P Joseph Occhipinti	18

Specialist Starts Returning

P Jake Collins	25
KOS Alex Rinella	14
K Ryan Nuss	13
K Skyler Simcox	10



HILLTOPPERS BY STATE

ALABAMA (10)

- Birmingham** - Marcus Ward
- Madison** - Julien Lewis, Brandon Ray
- Mobile** - Kylen Towner
- Montgomery** - Xavier Lane, Preston Mixon
- Muscle Shoals** - Martavius Mims
- Opelika** - Kyle Fourtenbary
- Tuscaloosa** - Jalen Madden, Adam Raschilla

FLORIDA (14)

- Bradenton** - Leon Allen
- Columbia** - Roger Cray
- Dade City** - R.J. Scaife
- Dayton** - Drew Eckels
- Fort Lauderdale** - Jahcour Pearson
- Gibsonton** - Gaej Walker
- Lakeland** - Tanner Reeves
- Melbourne** - Devin Nixon
- Miami** - Leverick Johnson
- Palm Beach Gardens** - Jakairi Moses
- Pembroke Pines** - Jordan Eubanks, Mike White
- Plant City** - Steven Witchoskey
- Royal Palm Beach** - De'Andre Simmons

GEORGIA (17)

- Alma** - Drell Greene
- Atlanta** - Jaylon George, Jacques Sloan
- Bremen** - Kyle Bailey
- Burford** - Hunter Holland
- Carrollton** - Jarrett Sippola
- Cusseta** - Trae Jones
- Dallas** - Dionte Ruffin
- Duluth** - Davis Shanley
- Elmwood** - DeAngelo Malone
- Forsyth** - Tyler Camp, Caleb Etheridge
- Jonesboro** - C.J. Marria
- Snellville** - Dennis Edwards
- Sugar Hill** - Juwuan Jones
- Suwanee** - Miles Pate
- Valdosta** - Antwon Kincade

ILLINOIS (3)

- Belleville** - Nick Allen
- Flossmoor** - Tyler Obee
- Joliet** - Tyler Witt

KENTUCKY (40)

- Ashland** - Quinton Baker
- Bowling Green** - Nacarius Fant, Ben Holt, Joel Iyiegbuniwe, Jordan Meredith
- Dunnville** - Nick Coffey
- Edmonton** - Jack Thompson
- Fort Thomas** - Nick True
- Frankfort** - Anthony Robinson
- Glasgow** - Marquez Trigg
- Hazard** - Justin Johnson
- Hopkinsville** - Devon Wharton
- Lexington** - Lucky Jackson, Devon Key, Marcellis Logan, DeVon Quincy

- Louisville** - Daeshawn Bertram, Joe Brown, Will Bush, Jake Collins, Juwan Gardner, Jordan Gonzalez, A.J. Jackson, Canon Jackson, Teawonn Ligon, Der Quione Mobley, Matt Nord, Nathan Roush, Cole Spencer, Deon Yelder
- Madisonville** - Cullen Reynolds
- Mayfield** - Heath Wiggins
- Mt. Washington** - Dylan Ferguson
- Paducah** - Derik Overstreet, Evan Sayner
- Princeton** - Demetrius Cain
- Russellville** - Tacorian Darden
- Shelbyville** - DeAndre Farris, Masai Whyte
- Versailles** - Seth Joest

LOUISIANA (1)

- New Orleans** - Jimmie Sims

MISSISSIPPI (2)

- Gulfport** - Chris Johnson
- Poplarville** - Carson Jordan

OHIO (1)

- Fairfield** - Ryan Nuss

OKLAHOMA (1)

- Tulsa** - Mik'Quan Deane

SOUTH CAROLINA (4)

- Columbia** - Latheron Rogers-Anderson
- Greenville** - Ben Reeder, Joshua Samuel
- Summerville** - Steven Duncan

TENNESSEE (7)

- Clarksville** - Kameron Peeler
- Johnson City** - Alex Rinella
- LaVergne** - Quin Jernighan
- Nashville** - Jeremy Darwin, D'Andre Ferby, Parker Howell, Dalton Ponchillia

VIRGINIA (2)

- Abington** - Skyler Simcox
- Bealeton** - Kris Leach



2017 OUTLOOK

2015 and 2016 Conference USA Champions





THE MIKE SANFORD ERA

After the best three-year run in program history, former Notre Dame offensive coordinator Mike Sanford became WKU's 20th head coach on Dec. 14, 2016. Sanford inherits a team coming off back-to-back Conference USA championships, three consecutive bowl games and six-straight winning seasons, all the longest active streaks in C-USA.

Sanford becomes WKU's fourth head coach since 2012 and will be tasked with replacing seven starters on offense and five on defense, but with 47 combined bowl games of experience across his coaching staff, including 20 New Year's Day bowl games, the foundation is laid to continue WKU's success.

SEVEN STRAIGHT 1,000-YARD RUSHERS

WKU has had a running back reach the 1,000-yard mark in each of the last seven seasons, after becoming just the second program in NCAA history to have a 1,500-yard rusher in five consecutive seasons. Northern Illinois had a runner go for 1,500 from 2002 to 2006. WKU is tied with Baylor and San Diego State. Auburn and Boise State lead the nation with eight-straight years of 1,000-yard rushers.

HILLTOPPERS AT HOME

Since 2014, the Hilltoppers have been nearly unstoppable inside the confines of Houchens-Smith Stadium, where they have tallied a 17-2 overall record with only one Conference USA defeat - that coming in 2014 against UAB.

WKU averages 50.9 points at home since 2014 (967 points over 19 games) and is currently riding a 13-game home winning streak over league opponents, dating back to Oct. 4, 2014.

TOPS IN CONFERENCE USA

WKU has won seven or more games in six consecutive seasons, the longest active streak in the league. Over the past six seasons, dating back to 2011, no one in the league has won more games than WKU's 53. Louisiana Tech and Marshall are next in line at 48 wins.

Since WKU joined Conference USA in 2014, the Hilltoppers have been on a tear against league opponents. After posting a 4-4 mark in 2014, the Hilltoppers have gone 17-1 against league opponents, including the first-ever perfect C-USA season in 2015 (8-0 with a league title).

THREE-PEAT?

WKU, picked second in the East Division last season, dominated league opponents again in 2016 en route to a second C-USA championship. The standard has been set for new head coach Mike Sanford and living up to that standard will be one of the biggest questions all fall.

The Hilltoppers are seeking to become the first program in C-USA history to win three consecutive league titles. They joined Louisville (2000-01) and East Carolina (2008-09) as the only two programs to win outright league titles in consecutive seasons after becoming the first program to host the championship game in consecutive seasons.

The Hilltoppers are currently one of five programs in the nation with outright consecutive league titles, joining Alabama, Clemson, Oklahoma and San Diego State.

MIKE WHITE - YEAR TWO

After an offseason of uncertainty at the position following the departure of the program's all-time leading passer in Brandon Doughty, Mike White put the question to rest in the season opener - right around the time he connected with Nicholas Norris on an 87-yard scoring strike against Rice.

After leading the nation's top scoring offense and securing WKU's second consecutive C-USA title, White returns to The Hill as the nation's No. 2 returning passer behind Oklahoma quarterback Baker Mayfield.

White (10.5) and Mayfield (11.1) were the only two passers in the country last season to average 10 yards or better per passing attempts, and White's 181.4 passer rating not only ranked No. 3 nationally, it also set a single-season school record. And, despite not playing the equivalent of 12 full quarters last season due to game situations, White's 4,363 passing yards were No. 5 nationally. With the equivalent of three full games on the sidelines, White had the potential of adding nearly 1,000 more yards to that tally.

THE GROUP OF...FIVE

WKU is one of five "Group of Five" programs to win seven or more games in six consecutive seasons, the longest active streak in Conference USA. Since the 2011 season, these G5 teams have also had six-straight seven-plus win seasons, in order by total number of wins: Boise State (62), San Diego State (54), WKU (53), Toledo (53), and Arkansas State (52).

DEFENSIVE DEPTH

WKU returns a staggering 27 lettermen on defense including six starters, four of which come from the secondary. Led by redshirt senior Marcus Ward who is returning from a knee injury which sidelined him for the majority of 2016, coordinator Clayton White has 13 lettermen in the secondary to work with to build on one of C-USA's top defensive units from a year ago.

The spring was valuable for WKU in the front seven as junior linebackers Joel Iyiebuniwe and Masai Whyte solidified their positions as the top two linebackers in White's 4-2-5 scheme. Up front, All-Conference tackle Chris Johnson and four-year starter end Derik Overstreet will look to continue WKU's tradition of strong run defense after ranking No. 2 nationally last season in that category.

TOUGH OUT OF CONFERENCE

After going 0-12 against non-conference foes in their first three years as an FBS team (2009-11), WKU has turned it around and has been on a hot streak against teams from outside their conference.

Since 2012, the Hilltoppers are 17-7 against non-conference opponents with their losses coming against Vanderbilt (2016), at Indiana and No. 5 LSU (2015), at Illinois (2014), at Tennessee (2013) at No. 1 Alabama (2012) and vs. Central Michigan in the 2012 Little Caesar's Pizza Bowl. WKU is 14-1 over that same span against teams from outside the Power 5 conferences and has a pair of wins over Kentucky (2012/2013) and Vanderbilt (2015). The Hilltoppers have not lost an out-of-conference game to a Group of 5 or FCS opponent since 2012.

How were the Hilltoppers supposed to respond to a monumental 2015 season? Well, do it again.

In 2016, the Hilltoppers weren't the heavy favorites to win the league like they were in 2015, but they went out and did it again in even more dominating fashion! Paced by C-USA Newcomer of the Year Mike White, a veteran offensive line, the top scoring defense in the league, and the explosive Anthony Wales, WKU became the first team in C-USA history to host the championship game and only the second to win consecutive C-USA Championship games. The Hilltoppers then went out and dominated Memphis in the Boca Raton Bowl from start to finish to win their third consecutive bowl game.

Entering 2017, as with every team, there are question marks, however. As new head coach Mike Sanford embarks on his first voyage as the captain of the ship, he'll be able to lean on experience at quarterback and a deep defensive backfield. But, he'll also be replacing the two most accomplished wide receivers in school history, one of the program's most dynamic running backs, three of the four top tacklers from a season ago, and three starters on one of the nation's best offensive lines the past two seasons, including arguably the best player to ever wear a WKU uniform in former All-American tackle Forrest Lamp.

Piece of cake, right?

Where Sanford is green as a first-year head coach, he brings to The Hill more years of experience than any of WKU's previous three head coaches at that point in their careers. That, coupled with a veteran staff with 47 combined games of bowl experience including 20 BCS or New Year's Six game, would indicate that the Hilltoppers are poised to continue their run of success for years to come. But, only time will tell.



THE OFFENSE

Quarterback

Going into 2016 with questions surrounding the quarterback position, Mike White answered them all and passed with flying colors. White won the starting job just days before Week 1 against Rice and never looked back. He completed 25-of-31 attempts for 517 and three touchdowns vs. the Owls, earning Conference USA Offensive Player of the Week, as well as Manning Award "Star of the Week" and Davey O'Brien Award "Great 8" honors.

White ranked in the top 10 nationally in completion percentage (67.3, eighth), passing yards (4,363, fifth) and touchdowns (37, eighth), while boasting the third-best passer rating (181.4) and the second-best yards per attempt mark (10.5). The field general threw for over 300 yards in 8-of-14 games, multiple touchdowns in 11-of-14 and notched a passer rating over 200 in 6-of-14 contests. Meanwhile, his seven interceptions were second-fewest among quarterbacks with over 4,000 yards, and White never threw more than one in any game all year. All of this while sitting out the equivalent of three full games due to WKU leads.

The 517 yards vs. Rice was a career high, and the ninth-best mark of the season across the country. Against Houston Baptist, White went 11-of-13 for 225 yards and three touchdowns, adding up to a 306.2 passer rating. That mark was the third-highest for any single game in 2016, and the most efficient game by a WKU quarterback with records dating back to 2000.

For his year-long performance, White was named to the Conference USA Second Team and won the title as Newcomer of the Year. Meanwhile, Pro Football Focus named him to its All-Group of Five Team.

According to Pro Football Focus, no returning quarterback had more yards (1,762) or a better passer rating (122.3) on deep balls than White in 2016. The Pembroke Pines, Fla., native now heads into 2017 as one of the top-rated passers in college football, and what he will do as an encore (and also a finale in his senior season) is highly anticipated amongst his supporters in Bowling Green and pundits from across the country.

Offensive Line

The Hilltoppers will have to replace three longtime starters on the offensive line, with left tackle Forrest Lamp, center Max Halpin and Darrell Williams, Jr., graduating with 130 combined starts among them. Lamp, of course, became the highest draft selection in WKU history, going to the Los Angeles Chargers with the 38th pick in the 2017 NFL Draft.

Still, WKU has upperclassmen Brandon Ray and Dennis Edwards as cornerstones of a new line in 2017. Ray is likely to stay at left guard, where he has started all 41 games in his career, and Edwards has seen snaps at center during spring practice. Last season, Pro Football Focus ranked the pair No. 30 and 31 nationally among offensive guards, while the line as a whole reached as high as No. 8 in 2016.

Seniors Matt Nord and Jimmie Sims, who have seen valuable playing time as reserves during their time on The Hill, are expected to fill into spots on the line. Nord and Sims have combined for 64 appearances, which include a handful of starts over the past few seasons. Sophomores Parker Howell, Miles Pate and R.J. Scaife round out the returners up front.



Running Back

The 2016 campaign began with Anthony Wales and D'Andre Ferby expected to be a real two-headed monster in the backfield. But a season-ending injury to Ferby on his first carry of the year vs. Rice gave Wales a larger-than-expected load.

The senior running back took charge, racking up 1,621 yards on 237 carries, while leading the nation with 27 rushing scores. In his final two games as a Hilltopper, Wales earned Conference USA Championship Game MVP honors with 36 rushes for 209 yards and four touchdowns vs. Louisiana Tech, and then followed it up with 35 attempts for 245 yards and three scores in the Boca Raton Bowl, for which another MVP trophy went his way.

A pair of then-freshmen joined Wales in the rushing attack, with Quinton Baker and Marquez Trigg combining for 881 yards and six scores on 170 carries.

As a true freshman, Baker had a pair of 100-yard games: at Miami (Ohio) as the starting back in place of an injured Wales and at Marshall. Trigg fell just shy of the century mark at Florida Atlantic, leading WKU with 98 on the evening. Against the Thundering Herd, Baker and Wales became the first pair of 100-yard rushers in the same game since Antonio Andrews and Leon Allen vs. Southern Miss in 2012.

Speaking of Allen, the bruiser is attempting a comeback in his sixth year on The Hill, nearly two full years removed from injury.

Wide Receivers

Simply put, the Hilltoppers will be without the two most productive receivers in program history, as Taywan Taylor and Nicholas Norris both wrapped up their careers with the program in 2016. The duo ranked No. 1 and 2 in receptions, yards and touchdowns, combining for 174 catches, 3,048 yards and 31 touchdowns last season alone.

Taylor was selected by the Tennessee Titans with the 72nd overall pick in the 2017 NFL Draft, while Norris signed a rookie camp deal with the Washington Redskins in mid-May.

Returning on the outside for WKU will be senior Nacarius Fant and sophomore Lucky Jackson. As the third receiver in 2016, Fant was behind the duo of Taylor and Norris with 29 catches for 407 yards and a pair of touchdowns. The biggest catch of his season was a 61-yard touchdown recaption from Tyler Ferguson vs. Vanderbilt, going for a career-high 95 yards in that game. Two weeks later, Fant had a career-high six receptions, which went for 91 yards at Louisiana Tech.

When Fant went down with an injury that caused him to miss five of the final six games, Jackson took charge as the third option for Mike White. Overall, the then-freshman had 26 receptions for 395 yards and two scores, but had 21 grabs for 282 yards in the last seven contests. Jackson scored the team's lone touchdown at No. 1 Alabama (a 24-yard pass from Drew Eckels), and added a 54-yard score at Florida Atlantic later in the year.

Also back as a target will be senior kickoff return specialist Kylen Towner, who expects to have a bigger offensive role in 2017, and sophomore Quin Jernighan, who recorded a catch in five of the final six games of 2016, including a score against the Owls in Boca Raton, Fla.

Tight Ends

Between graduated seniors Stevie Donatell and Shaquille Johnson, WKU got a combined 22 catches, 235 yards and four touchdowns from that duo in 2016. But with those two moved on, incoming tight ends coach Ryan Mahaffey is hoping for a rejuvenation of "TE U" with incoming pairs of juniors and freshmen primed to make an immediate impact.

Transfer Mik'Quan Deane comes from Northeastern Oklahoma A&M, where he caught 22 passes for 322 yards and four touchdowns as a sophomore and 14 for 127 yards and three scores in his freshman year. Deane was rated as the No. 4 JUCO tight end nationally by 247Sports. In addition, Justin Johnson, 1,000-point scorer in a Hilltopper basketball uniform and Conference USA's leading rebounder during the 2016-17 season, participated in spring practices.

Freshmen Kris Leach from Bealeton, Va., and Steven Witchoskey from Plant City, Fla., will also compete for snaps, while Kyle Fourtenbary and Deon Yelder return to the mix.

THE DEFENSE

Defensive Line

Seniors Chris Johnson and Derik Overstreet head up the defensive front for the Hilltoppers, with that duo combining for 23 tackles for loss and eight sacks in 2016. Overstreet ended his campaign with two tackles for loss in each of the final two games, while Johnson hit his stride early in the season with six combined in back-to-back weeks at Miami (Ohio) and against Vanderbilt.

It will be a collective effort to replace the production of Nick Dawson-Brents and Omarius Bryant, two big disrupters for WKU last year. Bryant led the team with 18 quarterback hurries, while adding 9.5 tackles for loss and three sacks. Meanwhile, Dawson-Brents was dominant as the season wound down, racking up 5.5 total sacks in the final two games.

Part of the returning group also includes senior Tanner Reeves, with juniors Evan Sayner and Julien Lewis. Those three combined for 4.5 tackles for loss, while Lewis added a blocked extra point at Marshall that was scooped and returned by Joe Brown for a two-point score.

Linebackers

Two of the top three tacklers for the 2016 Hilltoppers were in the linebacking corps in Keith Brown and T.J. McCollum, but junior Joel Iyiegbuniwe will be back on the outside looking to continue his exponential progression.

Iyiegbuniwe redshirted in 2014 and saw time as a reserve the following year, then exploded for 64 tackles, 10 for loss and 3.5 sacks last season. All of his sacks and six tackles for loss came in a three-game span at Alabama and Miami (Ohio), then home against Vanderbilt. In Tuscaloosa, he led WKU with a career-high 10 tackles.

Junior Masai Whyte will have an increased role after impressing in three starts last season in place of an injured McCollum. Other top reserves include junior Der'Quione Mobley, sophomore Ben Holt and senior Daeshawn Bertram.

Secondary

Perhaps the biggest addition on the defensive side of the ball will be the return of safety Marcus Ward, who will be back after missing the majority of 2016 with a knee injury. The graduate senior had started 28 of the past 29 games for the



Hilltoppers before exiting the game at No. 1 Alabama in the second half. A leader on and off the field, the team captain posted 57 tackles, including 7.5 for loss, in 2015 to go along with eight passes defended, two forced fumbles and his second career interception.

WKU lost its second-leading tackler, however, in Conference USA First Team member Branden Leston. The safety had 96 takedowns in 2016 with 10 passes defended and the game-clinching interception vs. Louisiana Tech in the Conference USA Championship game.

Safeties Juwan Gardner, who filled in for Ward the majority of the season, Drell Greene and Nathan Roush also return for the Hilltoppers; those three will compete for snaps on the back end with Ward.

On the outside, WKU brings back a trio of seniors who were the team's three corners from last year. Joe Brown, Leverick Johnson and De'Andre Simmons combined for 30 pass breakups - 1/3 of the 90 total over 14 games - with four picks. Johnson provided the lone defensive touchdown of 2016 when he took one back 61 yards for a score vs. FIU.

THE SPECIAL TEAMS

Some unsung heroes for WKU last year were the specialists, who return mostly intact for 2017. Those include kicker Skyler Simcox, punter Jake Collins and kickoff specialist Alex Rinella.

After transferring from Emory and Henry College prior to the season, Simcox split kicking duties with Ryan Nuss early on before earning time as the primary kicker in Week 5. He began his career on The Hill with 69 consecutive extra points made, and became only the third kicker in program history with two 50-yard makes in a season.

Collins has been a Ray Guy Award Watch List member in each of the past two years. Despite punting only 76 times in two seasons, Collins has planted 24 of those inside the 20 yard line, while 14 have gone 50-plus yards. In 2016, he improved his gross average from 41.7 to 42.7 and held opponents to only nine returns for 49 yards over 14 games.

Meanwhile, Rinella helped hold opponents down in the kickoff return game, putting 27 of his 100 kicks for touchbacks, compared to only one boot out of bounds. In 80 kick returns, opponents averaged 18.7 yards per return, with only two over 30 yards all season long.

Long-time long snapper Nolan Dowling has graduated, taking 53 straight starts with him. Over his four seasons, the Hilltoppers only had two blocked field goals and punts combined. To continue that legacy, WKU brought in freshman Ben Reeder, who was the nation's top-rated snapper coming out of high school.

The return game was crucial to the team's success in 2016, and kick returner Kylen Towner and punt returner Nacarius Fant both return for their senior seasons.

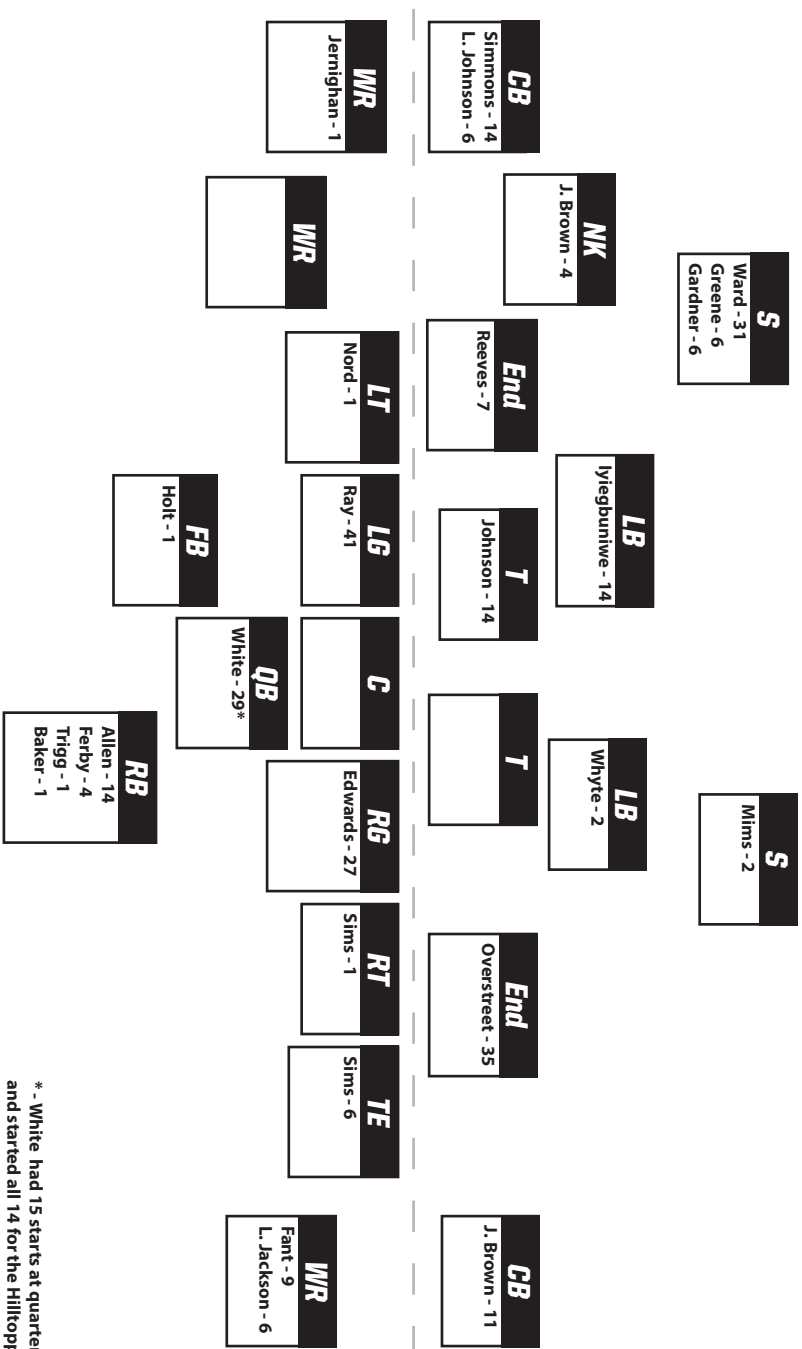
Towner set the FBS single-season record by averaging 40.3 yards per return, with 26 attempts for 1,048 yards and a 93-yard touchdown at Marshall. Fant, meanwhile, earned Conference USA First Team honors despite missing five of the final six games, with 11 returns for 172 yards and a pair of scores.

On kick coverage, then-seniors Drew Davis and Branden Leston were two of the most effective tacklers in the country in 2016; Daeshawn Bertram and Nathan Roush are expected to pick up that slack.

2017 SIGNEES

NAME	HT	WT	POSITION	HOMETOWN	LAST SCHOOL
Kyle Bailey	6-0	205	LB	Bremen, Ga.	Bremen
Roger Cray*	5-10	170	DB	Lake City, Fla.	Columbia
Mik'Quan Deane	6-4	240	TE	Tulsa, Okla.	Northeastern Oklahoma JC/Memorial
Caleb Etheridge	6-2	290	OL	Forsyth, Ga.	Mary Persons
Jaylon George*	6-3	270	DL	Atlanta, Ga.	Northeastern Oklahoma JC/N. Clayton
Juwuan Jones	6-3	235	LB	Sugar Hill, Ga.	Lanier
Carson Jordan*	6-3	265	DL	Poplarville, Miss.	Mississippi Gulf Coast CC/Hancock
Antwon Kincade	5-11	190	DB	Valdosta, Ga.	Valdosta
Kris Leach	6-6	225	TE	Beaeton, Va.	Liberty
DeAngelo Malone	6-3	210	DL	Ellenwood, Ga.	Cedar Grove
Calder Maria	6-4	225	DL	Jonesboro, Ga.	Jonesboro
Jordan Meredith*	6-3	270	OL	Bowling Green, Ky.	Bowling Green
Preston Mixon	6-4	300	OL	Montgomery, Ala.	Jefferson Davis
Jakairi Moses	5-9	185	RB	Palm Beach Gardens, Fla.	William T. Dwyer
Ben Reeder	6-2	210	LS	Greenville, S.C.	J L Mann
Latheron Rogers-Anderson	6-1	190	DB	Columbia, S.C.	Ridge View
Dionte Ruffin	6-0	180	DB	Dallas, Ga.	Paulding County
Joshua Samuel	5-11	200	RB	Greenville, S.C.	Central Gwinnett
Davis Shanley	6-2	190	QB	Duluth, Ga.	South Forsyth
Jacquez Sloan	5-9	165	WR	Atlanta, Ga.	Grady
Cole Spencer	6-4	285	OL	Louisville, Ky.	Trinity
Steven Witchoskey	6-3	240	TE	Plant City, Fla.	Durant
Tariq Young	5-11	185	WR	Lakeland, Fla.	Lakeland

* - indicates player participated in spring workouts



* - White had 15 starts at quarterback at USF and started all 14 for the Hilltoppers in 2016.



COACHING STAFF

2015 and 2016 Conference USA Champions



HEAD COACH

MIKE SANFORD



THE SANFORD FILE

PERSONAL

Born | Feb. 4, 1982
Hometown | Lexington, Va.
Wife | Anne-Marie
Children | Peyton, Gunnar, and Griffin

PLAYING CAREER (QB)

College | Boise State (2000-04)

COACHING CAREER

UNLV

2005-06 | Graduate Assistant

STANFORD

2007-08 | Offensive Assistant/Quarterbacks

YALE

2009 | Tight Ends/Fullbacks/Recruiting Coordinator

WKU

2010 | Passing Game Coordinator/Quarterbacks

STANFORD

2011 | Running Backs

2012 | Running Backs/Recruiting Coordinator

2013 | Quarterbacks/Wide Receivers/Recruiting Coordinator

BOISE STATE

2014 | Offensive Coordinator/Quarterbacks

NOTRE DAME

2015-16 | Offensive Coordinator/Quarterbacks

WKU

2017 | Head Coach

Mike Sanford, one of college football's brightest offensive minds and a former Hilltopper assistant, was named the 20th head football coach at Western Kentucky University on December 14.

Sanford, a 12-year college coaching veteran who coached quarterbacks on The Hill in 2010, returned to WKU following six seasons of success and achievement at Stanford, Boise State and, most recently, Notre Dame.

Since taking over the reins of the program in December 2016, Sanford's mark on the program both internally and externally has been evident from the beginning. Pushed by a program he calls "The Pursuit," Hilltopper student-athletes and coaches are actively pursuing his five chief program initiatives on a day-to-day basis from the moment they wake up to the minute they go to sleep.

The Pursuit's 5 Goals

1. Graduate every player.
2. Serve our community relentlessly
3. Win the C-USA Championship
4. Defeat a Power 5 team annually
5. Win a New Year's 6 bowl game

In his first spring on The Hill, Sanford's Hilltoppers increased their community service commitment by more than 500 percent over the previous semester with weekly opportunities for WKU football players to go out into the Bowling Green and greater Warren County community.

Academic achievement was also sustained as 75 Hilltoppers saw their grade point average rise in the spring and 39 players posted a 3.0 semester GPA or higher, nearly half of the available roster this past spring.





A former quarterback at Boise State (2000-04), Sanford holds coaching experience from three Fiesta Bowls and two Rose Bowls, along with playing experience in the Humanitarian, Fort Worth and Liberty Bowls.

With accomplishments at every level, Sanford spent the previous two seasons as the offensive coordinator/quarterbacks coach at Notre Dame where he tutored Fighting Irish quarterback DeShone Kizer to stellar performances while in South Bend.

Kizer had near-record breaking marks in Notre Dame single-game history for rushing yards by a quarterback (second), touchdown passes (t-second) and total offense (seventh) to go along with the single-season record for rushing touchdowns by a quarterback (10) in 2015. Kizer finished his career at Notre Dame with the best per-game total offense average in school history (272.2), the highest points responsible for per-game mark (15.6) and the second-best passing efficiency rating (147.7).

The Fighting Irish averaged 466.4 yards of total offense per game in 2015, the third-most in program history and the most since 2005, to go along with a near-record 34.2 points per game that season - three points shy of the program record. The year was capped by Sanford's fifth-consecutive appearance in a New Year's Six or BCS Bowl Game, the 2016 BattleFrog Fiesta Bowl against Ohio State.

Prior to Notre Dame, Sanford spent one season at his alma mater, Boise State, in 2014, where he guided a Broncos offense that was one of just five FBS schools to rank among the top 30 nationally in all four major offensive statistical categories (scoring, total offense, passing offense and rushing offense).

“Mike has a consistent pattern of success. He is a proven recruiter, innovator and brings passion and energy to everything he does.”

WKU Director of Athletics Todd Stewart

The Broncos went 12-2 that year, won a Mountain West Conference championship and defeated Pac-12 South champion Arizona in the Vizio Fiesta Bowl. Quarterback Grant Hedrick led the FBS in completion percentage (70.8), while ranking seventh in passing yards per attempt (8.91), ninth in passing efficiency (157.2), 13th in passing yardage (3,696) and 14th in total offense per game (306.3).

While Sanford's development of quarterbacks is well documented, his work with Boise State running back Jay Ajayi is even more notable. In Sanford's offense, Ajayi led the FBS in scoring with 13.7 points per game and become the only player in FBS history to record 1,800 rushing yards and 500 receiving yards in the same season. The current Miami Dolphin and 2017 Pro Bowler set Boise State single-season records for rushing yards (1,823), rushing touchdowns (28), all-purpose yards (2,358) and carries (347) under Sanford.

SANFORD'S BOWL EXPERIENCE



2002 Humanitarian Bowl

Boise State	Iowa State
34	16



2003 Fort Worth Bowl

Boise State	TCU
34	31



2004 Liberty Bowl

Louisville	Boise State
44	40



2012 Fiesta Bowl


Oklahoma St.	Stanford
41	38

As a player



2013 Rose Bowl

Stanford	Wisconsin
20	14



2014 Rose Bowl

Michigan St.	Stanford
24	20



2014 Fiesta Bowl

Boise State	Arizona
38	30



2016 Fiesta Bowl

Ohio State	Notre Dame
44	28

GENERAL

HILLTOPPERS

2016 REVIEW

HISTORY

UNIVERSITY

OPPONENTS

SANFORD'S PROMINENT PUPILS

Jay Ajayi, Boise State running back

- Offensive coordinator at Boise State
- 2016 NFL Draft 5th Round Selection, 149th overall
- Only FBS player to ever record 1,800 rushing yards and 500 receiving yards in a season
- Led FBS in scoring (13.7) in 2014

Brandon Doughty, WKU quarterback

- Position coach at WKU
- 2016 NFL Draft 7th Round Selection, 223rd overall
- Set 37 WKU game, season and career records while on The Hill

Kevin Hogan, Stanford quarterback

- Position coach at Stanford
- 2016 NFL Draft 5th Round Selection, 162nd overall
- Winningest starting quarterback in Stanford history
- Won two Pac-12 championships (2012, 2013) with Sanford on coaching staff

DeShone Kizer, Notre Dame quarterback

- Position coach at Notre Dame
- 2017 NFL Draft 2nd Round Selection, 52nd overall
- Set Notre Dame career record for points responsible for per game (15.6) and second-best career efficiency rating (147.7)

Andrew Luck, Stanford quarterback

- Position assistant at Stanford
- 2012 NFL Draft 1st Round Selection, 1st overall
- 2011 and 2010 Heisman Trophy runner-up
- 2011 Walter Camp and Maxwell Award winner
- 2010 Pac-10 Offensive Player of the Year
- Set Stanford records for touchdown passes among others

Christian McCaffrey, Stanford running back

- Chief recruiter at Stanford
- 2017 NFL Draft 1st Round Selection, 8th overall
- Set FBS record for single-season all-purpose yards in 2015
- 2015 Associated Press Player of the Year
- 2015 Heisman Trophy runner-up

Solomon Thomas, Stanford defensive end

- Chief recruiter at Stanford
- 2017 NFL Draft 1st Round Selection, 3rd overall
- All-Pac-12 in 2015 and 2016
- 2016 Pac-12 Morris Trophy winner
- 2016 Associated Press, USA Today and FWAA All-American

Everywhere Sanford has been, great players have followed. He helped bring in top 15 recruiting classes each of his two seasons at Notre Dame, the top-rated class in the Mountain West during his season at Boise State, and back-to-back top 20 national recruiting classes - including a top-five class in 2012 - each of his final two seasons at Stanford while serving as the program's recruiting coordinator. Twenty-three members of the Cardinal's 2012 and 2013 signing classes were rated in the top 25 nationally at their respective positions while 22 were rated at least four stars, including six five-star selections.

During his second stop in Palo Alto, Sanford helped the Cardinal capture Pac-12 Championships and Rose Bowl appearances in both 2012 and 2013, as well as a Fiesta Bowl trip to cap the 2011 season. As the running backs coach from 2011-12, Sanford was instrumental in the development of Doak Walker Award and 2013 Rose Bowl offensive MVP Stepfan Taylor, Stanford's all-time career leading rusher (4,300). Taylor set the Cardinal program record for total touchdowns (45) and is second all-time in career rushing touchdowns (40). Sanford then moved into the quarterbacks room in 2013 where he mentored then-sophomore Kevin Hogan, a 2016 NFL Draft fifth round selection.

Sanford spent the 2010 season at WKU on Willie Taggart's first coaching staff as the passing game coordinator/quarterbacks coach after one year at Yale - his first full-time coaching position - where he coached the tight ends, fullbacks and served as recruiting coordinator in 2009. Sanford spent two years on Jim Harbaugh's staff at Stanford as an offensive assistant from 2007-08 and enjoyed a two-year run as a graduate assistant at UNLV under his father, Mike Sr., then the head coach of the Rebels.

A father of three, Peyton, Gunnar, and Griffin, Sanford is married to the former Anne-Marie Mitchell. He earned his bachelor's degree in political science from Boise State in 2005.



WHAT THEY'RE SAYING ABOUT MIKE SANFORD

Boise State and Miami Dolphins Running Back Jay Ajayi

"In the one year I got to experience with Coach Sanford, it was amazing. He has such a great vibe. He's young, energetic, and brought a lot of excitement to the offense. He made it fun to play, and I really enjoyed my time playing under him. It was a great experience. I think that Western Kentucky is going to have a great head coach who will bring a lot of excitement, and the players will love to play for him."

Minnesota Athletic Director Mark Coyle

"The thing that sticks out about Mike is that he is obviously one of the bright, young minds in college football. He has an unbelievable pedigree from his time at WKU, Stanford, Boise State, Notre Dame and now to get his first head coaching job at WKU. With all that being said, he is an even better person. He and his wife Anne-Marie are wonderful people. It's just a great hire for WKU, and I know the Hilltopper fans will be ecstatic when they see his teams compete because they will always compete."

Notre Dame and Cleveland Browns Quarterback DeShone Kizer

"I couldn't be more excited for Coach Sanford and the opportunity he is going to capitalize on. It truly seems as if whatever he touches turns into gold. I think my experiences with him are an exemplar of his ability to efficiently develop athletes into ball players through his consistent effective communication, diverse knowledge of the game, and upmost trust in his players. I'm confident that what he was able to do at the position and offensive unit level will turn into great success leading the WKU football program. It was truly a privilege to cross paths with coach Sanford along my football journey. My successes are a direct product of his ability to simply Coach. Good Luck Coach and go Hilltoppers!"

Notre Dame Head Coach Brian Kelly

"This is an incredible opportunity for a tremendous football coach and an even better person. Mike possesses all the qualities you'd want in a head coach — clear communication, organization, commitment, passion and an astute teacher of the game. As a coach's kid, Mike learned these traits at a young age and developed them throughout his career, especially during over his two years at Notre Dame. He'll work tirelessly to not only uphold the standard of success at WKU, but also build upon it. He's truly earned this opportunity and I'm excited for him, Anne-Marie and the kids."

Washington Head Coach Chris Petersen

"Mike is a wonderful person. He treats everyone the way they should be treated. He is an energetic, creative, passionate coach who knows how to develop players, and, in particular, quarterbacks. If you follow his track record, everywhere he has been, he has been extremely successful, and I have no doubt that will continue at Western Kentucky. The program is in good hands, and there is no question that he will do some very big things there."

Stanford Head Coach David Shaw

"Mike is a smart, energetic coach and does a great job in recruiting. I know he will have success with the Hilltoppers. He does a great job building genuine relationships, and that is what recruiting is all about."



CLAYTON WHITE

DEFENSIVE COORDINATOR

1ST YEAR AT WKU | NORTH CAROLINA STATE, '01

THE WHITE FILE

PERSONAL

Born | Dec. 2, 1977
Hometown | Dunn, N.C. (Triton HS)
Wife | Kelly
Children | Chase and Macy

PLAYING CAREER (LB)

College | North Carolina State (1998-00)
NFL | New York Giants (2001-02), Tampa Bay Buccaneers (2003)

COACHING CAREER

SANDERSON HIGH SCHOOL (N.C.)
2003 | Defensive Backs

WESTERN CAROLINA
2004-05 | Defensive Backs/Special Teams

WESTERN MICHIGAN
2006 | Defensive Backs/Special Teams

STANFORD
2007-09 | Defensive Backs

WKU
2010 | Co-Special Teams Coordinator/Defensive Backs

CONNECTICUT
2011-12 | Special Teams Coordinator/Running Backs

NORTH CAROLINA STATE
2013-16 | Co-Special Teams Coordinator/Safeties

WKU
2017 | Defensive Coordinator/Cornerbacks

BOWL EXPERIENCE

1998 | MicronPC (NC State, Player)
2000 | MicronPC (NC State, Player)
2007 | International (Western Michigan, Coach)
2009 | Sun (Stanford, Coach)
2014 | St. Petersburg (NC State, Coach)
2015 | Belk (NC State, Coach)
2016 | Independence (NC State, Coach)

A 15-year coaching veteran, White comes to The Hill following a four-year stint at his alma mater, NC State, where he served as co-special team coordinator and safeties coach. Under White's direction, safety Josh Jones led the Wolfpack in tackles with 109 and interceptions with three. NC State's defense ranked No. 24 nationally, allowing just 352.8 yards per game, and No. 8 nationally in rush defense, limiting opponents to 108.5 yards per game on the ground. It was the second consecutive season the Wolfpack defense posted a Top 30 rating nationally.

In 2015, the Wolfpack defense ranked 29th in the FBS in total defense, 39th in rushing defense, 36th in passing yards allowed, 29th in first down defense, 42nd in interceptions, 34th in third down defense and 35th in TFL and sacks. NC State was also one of only two schools in the FBS to finish in the Top 20 in both Kickoff Return and Punt Return. NC State defensive back Dontae Johnson, a White disciple, was selected in the fourth round of the 2014 NFL Draft by the San Francisco 49ers.

Prior to his time in Raleigh, White spent two seasons at Connecticut (2011-12) coordinating the special teams and leading the running backs. While in Storrs, the Huskies tied for the national lead with three punt returns for touchdowns and led the Big East with a 12.5 punt return average, good for No. 18 nationally. Running back Lyle McCombs was named an FWAAs Freshman All-American under White's direction, becoming just the second Husky to rush for more than 1,000 yards in his freshman campaign.

White spent one season in Bowling Green on Willie Taggart's first staff in 2010 with current head coach Mike Sanford and safeties coach Jami DeBerry. As White helped to build the WKU program during the FCS-to-FBS transition, he assisted in signing future WKU stars including Cam Thomas, Xavius Boyd, Bar'ee Boyd and Tyree Robinson in the signing class of 2010.

A three-year run at Stanford preceded his first stint on The Hill where he coached the Cardinal defensive backs, including future NFL Pro Bowler Richard Sherman, and future NFL players Michael Thomas, Johnson Bademosi and Delano Howell. The Cardinal rose to as high as No. 14 in the polls in 2009 and reached a bowl game for the first time since 2001 that year.

White also had stints at Western Michigan (2006) and Western Carolina (2004-05) following a three-year NFL career with the New York Giants (2001-02) and Tampa Bay Buccaneers (2003). A three-year letterman at linebacker at NC State (1998-00), White ended his career with his name across the Wolfpack record book in several categories including career tackles for loss (33), single-season tackles for loss (16) and tackles in a single game (23).

A 2001 graduate with a degree in sport management from NC State, White and his wife Kelly have two children, Chase and Macy.



JUNIOR ADAMS

OFFENSIVE COORDINATOR/WIDE RECEIVERS

1ST YEAR AT WKU | MONTANA STATE, '04

Junior Adams, who comes to The Hill after three seasons at Boise State, serves as WKU's offensive coordinator and wide receiver coach.

At Boise State, he served as the Broncos' passing game coordinator and wide receivers coach in 2016 and coached wide receivers on the blue turf since 2014. Under his direction, Boise State's wide receivers flourished and set records on a seemingly annual basis.

In 2016, Boise State posted the first pair of 1,000-yard receivers in school history in Thomas Sperbeck and Cedrick Wilson. Boise State joined the Hilltoppers in 2016 as one of only four schools in the nation with a pair of 1,000-yard receivers. Sperbeck finished his career at BSU as a two-time first-team All-Mountain West Conference honoree and the school's career leader in receiving yardage with 3,601 while his 2015 marks of 88 catches for 1,412 yards either set or tied the school's single-season record. Sperbeck's 224 career receptions also ranked fourth in program history while his 1,272 yards this past season trailed only his 2015 record in the books.

Boise State's passing game finished No. 15 nationally in 2016, averaging 298.3 yards per game while ranking No. 9 in passer rating at 161.38 and No. 7 in yards per attempt (9.6). Adams also helped to develop Wilson into one of the nation's top big play threats as his 20.2 yard per catch average ranked No. 8 nationally.

Adams' evolution as an offensive mind draws from not only the Boise State tree, but also from his five seasons as wide receivers coach at Eastern Washington under noted offensive mind Beau Baldwin. Regularly mentioned as one of the top passing teams in college football, the Eagles went to the FCS playoffs in four of the five seasons Adams was on staff and won the 2010 FCS National Championship with consecutive appearances in the semifinals each of his final two seasons (2012-13). In each of Adams' five seasons with the Eagles, the team finished in the top-10 nationally in passing offense four of five times including a No. 1 overall finish in 2011 with a staggering 368.4 passing yards per game.

In 2013, the Eagles ranked fourth-nationally in the FCS in passing offense (349.8) and had two receivers ranked in the top-10 nationally in receiving yardage. Then-freshman Cooper Kupp led the nation in receiving yards with 1,691, the fourth-most in FCS history, while senior Ashton Clark ranked sixth with 1,233 yards. Kupp went on to become just the second freshman wide receiver since 1990 to earn first team FCS All-America honors (Randy Moss, 1996), and was also the recipient of the Jerry Rice Award, given annually to the top freshman in the FCS. Kupp's 14-consecutive games with a receiving touchdown also broke the FCS record.

Kupp went on to enjoy a breakout year in 2015 as he won the Walter Payton Award, given to the top player in the FCS, and was also named the national offensive player of the year by both STATS LLC and FCS ADA. He set FCS career records for receiving yards, touchdowns and receptions.

A former All-American wide receiver himself, Adams developed three other 1,000-yard receivers while at EWU including Brandon Kaufman who, in 2010, broke the FCS receiving yardage record with 1,850 yards. In 2012, as Kaufman was set to graduate, two of his fellow senior receivers had also recorded 1,000-yard seasons in their careers under Adams' direction including Nicholas Edwards and Greg Herd in 2011.

The 2004 graduate of Montana State with a degree in sociology, Adams has also received multiple grants as a part of the Bill Walsh Minority Coaching Fellowship which has given him the opportunity to work at summer training camps with NFL teams including the Oakland Raiders (2010), Indianapolis Colts (2011) and Minnesota Vikings (2012).

A native of Fremont, Calif., Adams got his start in collegiate coaching at Montana State where he coached receivers and kick returners from 2004-06. Adams also spent one season at Chattanooga (2008) before returning to the Northwest and beginning his path at EWU.

THE ADAMS FILE

PERSONAL

Born | Oct. 20, 1979
Hometown | Fremont, Calif.

PLAYING CAREER (WR)

College | Oregon State (1999-00), Montana State (2001-02)

COACHING CAREER

MONTANA STATE

2004-06 | Wide Receivers/Kick Returners

PROSSER HIGH SCHOOL (WASH.)

2007 | Wide Receivers/Kick Returners

CHATTANOOGA

2008 | Staff Assistant

EASTERN WASHINGTON

2009-13 | Wide Receivers

BOISE STATE

2014-15 | Wide Receivers

2016 | Passing Game Coordinator/Wide Receivers

WKU

2017 | Offensive Coordinator/Wide Receivers

BOWL EXPERIENCE

2000 | Fiesta (Oregon State, Player)

2014 | Fiesta (Boise State, Coach)

2015 | Poinsettia (Boise State, Coach)

2016 | Cactus (Boise State, Coach)

MINORITY COACHING FELLOWSHIPS

2010 | Oakland Raiders

2011 | Indianapolis Colts

2012 | Minnesota Vikings

GENERAL

HILLTOPPERS

2016 REVIEW

HISTORY

UNIVERSITY

OPPONENTS



STEVE SPURRIER, JR.

ASSISTANT HEAD COACH/QUARTERBACKS

1ST YEAR AT WKU | DUKE, '94

THE SPURRIER FILE

PERSONAL

Born | Sept. 26, 1971
Hometown | Durham, N.C.
Wife | Melissa
Children | Luke, Gavin, Emmaline, Nolan, Palmer, Hayden, and McKinley

PLAYING CAREER (WR)

College | Duke (1990-93)

COACHING CAREER

FLORIDA

1994-98 | Graduate Assistant

OKLAHOMA

1999-01 | Wide Receivers

WASHINGTON REDSKINS (NFL)

2002-03 | Wide Receivers

ARIZONA

2004 | Staff Assistant

SOUTH CAROLINA

2005-08 | Wide Receivers

2009-10 | Passing Game Coordinator/Wide Receivers

2011 | Passing Game Coordinator/Recruiting Coordinator/Wide Receivers

2012-15 | Co-Offensive Coordinator/Wide Receivers

OKLAHOMA

2016 | Offensive and Recruiting Specialist

BOWL EXPERIENCE

- 1995 | Sugar (Florida, Coach)
- 1996 | Fiesta (Florida, Coach)
- 1997 | Sugar (Florida, Coach)
- 1998 | Citrus (Florida, Coach)
- 1999 | Orange (Florida, Coach)
- 1999 | Independence (Oklahoma, Coach)
- 2001 | Orange (Oklahoma, Coach)
- 2002 | Cotton (Oklahoma, Coach)
- 2005 | Independence (South Carolina, Coach)
- 2006 | Liberty (South Carolina, Coach)
- 2009 | Outback (South Carolina, Coach)
- 2010 | PapaJohns.com (South Carolina, Coach)
- 2010 | Chick-fil-A (South Carolina, Coach)
- 2012 | Capital One (South Carolina, Coach)
- 2013 | Outback (South Carolina, Coach)
- 2014 | Capital One (South Carolina, Coach)
- 2014 | Independence (South Carolina, Coach)
- 2016 | Sugar (Oklahoma, Coach)

Steve Spurrier Jr. serves as WKU's assistant head coach and quarterbacks coach after a one-year stint with Oklahoma where he worked in an off-field role as a recruiting and offensive specialist, particularly with offensive coordinator Lincoln Riley, whose offense ranks No. 3 nationally in 2016, averaging over 550 yards and 44 points per game. Spurrier's work at Oklahoma also included time with quarterback Baker Mayfield and wide receiver Dede Westbrook, both finalists for the 2016 Heisman Memorial Trophy.

Spurrier Jr.'s collegiate coaching career has included 15 postseason bowl games, including the Sugar Bowl, Fiesta Bowl, Cotton Bowl and Orange Bowl, as well as five conference championships (three SEC and two Big 12) and two national championships (Oklahoma, 2000; Florida, 1996).

Prior to his time in Norman, Spurrier spent 11 seasons at South Carolina on his father's staff as the Gamecocks' wide receivers coach. He added titles of passing game coordinator in 2009, recruiting coordinator in 2011 and co-offensive coordinator in 2012. During his time in Columbia, the Gamecocks went to nine bowl games and his pupils featured future NFL stars Sidney Rice, Alshon Jeffery and Kenny McKinley. He won the 2000 national championship as a part of Bob Stoops' staff as the Sooner's wide receivers coach and in 1996 as a graduate assistant at Florida.

Under Spurrier Jr., Jeffery developed into one of South Carolina's all-time greatest receivers, setting school records for career receiving yards (3,042) and 100-yard receiving games (12), and tying the school record for touchdown catches with 23 in 2011. Jeffery's All-America sophomore season (2010) earned him a spot as a Biletnikoff finalist as he tallied a single-season school record 1,517 yards.

Spurrier was also invested in the development of Los Angeles Rams wide receiver Pharoh Cooper, a fourth round draft pick in 2016. During Cooper's sophomore season (2014), he set the school's single-game receiving yards record with 233 and was named the 2014 Independence Bowl MVP for a nine catch, 170-yard performance against Miami.

The South Carolina record book is littered with receivers coached by Spurrier. On top of Jeffery and Cooper, McKinley become South Carolina's all-time leader in receptions (207) and receiving yards in 2008 before Jeffery broke his yardage record three seasons later. Prior to joining his father at South Carolina, Spurrier spent one season at the University of Arizona (2004) under head coach Mike Stoops. He spent two seasons as wide receivers coach in the NFL with the Washington Redskins (2002-03) where he coached Laveranues Coles to a 2003 Pro Bowl season with 82 receptions for 1,204 yards.

Before moving into the NFL ranks, Spurrier was a part of Bob Stoops' rebuilding project at Oklahoma which culminated with a perfect 13-0 record and national championship in 2000. He spent three seasons as the Sooners' wide receivers coach, working with Sooner standouts Mark Clayton and Josh Norman.

A native of Palo Alto, Calif., Spurrier Jr. played collegiately at Duke where he earned his bachelor's degree in 1994. While working as a graduate assistant at Florida, Spurrier added his master's in 1996.

Spurrier Jr. and his wife, the former Melissa Beauchamp, are the parents of triplets, Luke, Gavin and Emmaline; Nolan; twins, Palmer and Hayden, and McKinley.



MIKE SANFORD, SR.

SPECIAL TEAMS COORDINATOR/RUNNING BACKS

1ST YEAR AT WKU | USC, '77

Mike Sanford Sr. joins his son on The Hill as Special Teams Coordinator/Running Backs coach after a four-year stint as the head coach at Indiana State which included the program's first postseason win since 1983 when the Sycamores defeated Eastern Kentucky 36-16 in the first round of the FCS Playoffs in 2014. For his efforts, Sanford was named the AFCA Region Coach of the Year.

Prior to taking the post at Indiana State, Sanford spent one season as the Assistant Head Coach at Utah State under former coach Gary Andersen where he also mentored the running backs and tight ends. During the 2012 campaign, the Aggies ranked 26th nationally in Total Offense (460.5 ypg.) and 36th in scoring offense (34.4 ppg.) Running back Kerwynn Williams earned first-team All-Western Athletic Conference honors after leading the conference in all-purpose yards (163.0 ypg.) and rushing (106.4 ypg.).

No stranger to the Bluegrass State, Sanford spent two seasons at Louisville as the offensive coordinator and tight ends coach (2010-11) following a five-year run as the head coach at UNLV (2005-09). His 2008 Rebels upset No. 13 Arizona State and tied for the top redzone scoring offense (.950) in the nation, matched only by Ohio State, while allowing just 1.2 sacks per game, the 15th-best mark nationally. During his time at UNLV, 29 players earned All-MWC honors including 2007 MWC Defensive Player of the Year Beau Bell and 2006 MWC Freshman of the Year Ryan Wolfe. Casey Flair set a school record and tied a MWC mark with 47 consecutive games with a reception in Sanford's offense.

Sanford spent two seasons as the offensive coordinator at Utah under Urban Meyer as the Utes went 22-2 and won consecutive bowl games and Mountain West Conference championships, including the 2005 Fiesta Bowl over Pittsburgh to cap the 2004 season in which Utah finished undefeated and ranked No. 4 by the Associated Press. Quarterback Alex Smith went on to become the No. 1 overall draft pick in that year's NFL Draft, the second No. 1 overall draft pick Sanford helped develop (Keyshawn Johnson, 1996, USC).

Prior to Utah, Sanford was the offensive coordinator and quarterbacks coach at Stanford (2002), after a three-year run in the NFL as the wide receivers coach of the San Diego Chargers (1999-2001). Sanford's collegiate coaching stops include Notre Dame, USC, Purdue, Long Beach State, VMI and Army.

At his alma mater, USC, Sanford coached the wide receivers from 1989-96, a stretch which included the development of No. 1 overall draft pick, wide receiver Keyshawn Johnson (1996) by the New York Jets. Johnson was a consensus All-American both years at USC (1994-95) and earned MVP honors of the 1995 Cotton Bowl and 1996 Rose Bowl. Johnson was the third first-round selection coached by Sanford at wide receiver, joining Curtis Conway (1992) and Johnnie Morton (1993).

As an assistant coach, Sanford has participated in 11 bowl games with four programs including the Rose and Cotton Bowls. He began his coaching career at USC in 1977 as a graduate assistant during John Robinson's first stint at USC. In 1978, he earned his first full-time coaching position as the defensive coordinator at San Diego City College.

A native of Los Altos, Calif., Sanford played collegiately at USC from 1973-76. Sanford and his wife, Melinda, are the parents of Lindsay and Mike, and the grandparents of six.

ON JR. AND SR.

While head coach Mike Sanford shares the same first and last name with his father, the two are not technically junior and senior. They do not share the same middle name.

However, for ease of differentiation, the elder Sanford carries the "Sr." suffix.

THE SANFORD FILE

PERSONAL

Born | April 20, 1955
Hometown | Los Altos, Calif.
Wife | Melinda
Children | Lindsay and Mike

PLAYING CAREER (QB)

College | USC (1973-76)

COACHING CAREER

USC

1977 | Graduate Assistant

SAN DIEGO CITY COLLEGE

1978 | Defensive Coordinator

ARMY

1979-80 | Wide Receivers/Tight Ends

VMI

1981-82 | Quarterbacks/Wide Receivers/Tight Ends

LONG BEACH STATE

1983-84 | Quarterbacks/Wide Receivers

1985-86 | Offensive Coordinator

PURDUE

1987-88 | Quarterbacks

USC

1989-96 | Wide Receivers

NOTRE DAME

1997-98 | Quarterbacks

SAN DIEGO CHARGERS (NFL)

1999-01 | Wide Receivers

STANFORD

2002 | Offensive Coordinator/Quarterbacks

UTAH

2003-04 | Offensive Coordinator

UNLV

2005-09 | Head Coach

LOUISVILLE

2010-11 | Assistant Head Coach/Offensive Coordinator

UTAH STATE

2012 | Asst. Head Coach/Running Backs/Tight Ends

INDIANA STATE

2013-16 | Head Coach

WKU

2017 | Special Teams Coordinator/Running Backs

GENERAL

HILLTOPPERS

2016 REVIEW

HISTORY

UNIVERSITY

OPPONENTS



GEOFF DANTT

ASSISTANT COACH | OFFENSIVE LINE

1ST YEAR AT WKU | MOUNT UNION, '08

THE DANTT FILE

PERSONAL

Born | Dec. 22, 1983
Hometown | Port Clinton, Ohio
Wife | Jan
Children | Kendall

PLAYING CAREER (OL)

College | Mount Union (2002-07)

COACHING CAREER

WHEATON COLLEGE (ILL.)

2008-09 | Offensive Tackles/Tight Ends
2010-11 | Offensive Line

MOUNT UNION

2012 | Offensive Line
2013-16 | Offensive Coordinator/Offensive Line

WKU

2017 | Offensive Line

A five-time national champion as both a player and coach, Geoff Dantt comes to Bowling Green after five seasons at his alma mater, Division III powerhouse Mount Union, where he served the past four seasons as offensive coordinator and all five as offensive line coach. Not only did the Raiders win national championships in both 2012 and 2015 with Dantt on staff, the run also included four-straight Ohio Athletic Conference championships (2012-15).

Under Dantt's direction as offensive coordinator, Mount Union finished with a top-5 offense three times including the top offense in the nation in 2014 and led the country in First Downs Offense each of his four seasons as offensive coordinator. In 2014 and 2015, behind the play of quarterback Kevin Burke -- the Gagliardi Trophy winner, given to the top player in Division III -- the Raiders posted the No. 1 scoring offense. Dantt also coached his center, Mitch Doraty, to consecutive DIII Rimington Awards in both 2015 and 2016.

With Dantt on staff at Mount Union, the program went 70-4 with four consecutive appearances in the Stag Bowl, two national championships and four conference championships.

Prior to returning to Mount Union, Dantt spent four seasons (2008-11) as an assistant coach at Wheaton College (Ill.) where he spent the first two seasons working exclusively with the offensive tackles and tight ends before transitioning to offensive line coach for his final two seasons. While at Wheaton, he also coordinated video operations, coordinated the offense for the junior varsity team and was an assistant strength coach.

The Port Clinton, Ohio native was a three-year letterman along the offensive line at Mount Union and won national championships as a player in 2002, 2005 and 2006 while adding All-OAC honors in 2007. During the 2005 and 2006 national championship seasons, Dantt's offensive coordinator and position coach was Matt Campbell who went on to enjoy a four-year run as head coach at Toledo (35-15, 24-8) and is now at Iowa State.

Dantt and his wife, the former Jan Kehres, welcomed their first child, Kendall this spring. He earned his degree in health and physical education in 2008 from Mount Union.





JIMMY LINDSEY

ASSISTANT COACH | DEFENSIVE LINE

1ST YEAR AT WKU | CHATTANOOGA, '01

Jimmy Lindsey comes to The Hill after one season at Georgia Southern where he served in a similar capacity.

Prior to working in Statesboro, Lindsey spent four seasons at Furman as the defensive line coach and added the title of assistant head coach in 2015. At Furman, Lindsey mentored defensive end Gary Wilkins to All-America honors during his senior season in 2014 and a contract with the Oakland Raiders. Lindsey also helped Furman win a Southern Conference championship in 2013.

Before Furman, Lindsey spent two seasons at his alma mater, Chattanooga, coaching the defensive line and special teams. In 2011, four of Lindsey's defensive linemen earned All-SoCon honors including first-teamer Josh Williams. Lindsey also spent time coaching at Tennessee-Martin, Miami (OH), Gardner-Webb and with four NFL teams in the Minority Coaching Internship program.

During his time at Gardner-Webb (2003-06), Lindsey coached the defensive line and linebackers as well as served as the recruiting coordinator. One of Lindsey's products, Harold Wells, was named the 2004 I-AA Football Gazette National Defensive Lineman of the Year, and defensive end Brian Johnson was drafted by the Kansas City Chiefs in 2008.

Lindsey, a 2001 graduate from Chattanooga with a degree in sports administration, is married to the former Lauren Thomas. He has one daughter, Kiara. Lindsey, a former linebacker, was a team captain at Chattanooga during his senior season in 1999 and the recipient of UTC's Marco Sheppard Mr. Hustle Award.

THE LINDSEY FILE

PERSONAL

Born | Aug. 22, 1977
Hometown | Morven, N.C.
Wife | Lauren
Children | Kiara

PLAYING CAREER (LB)

College | Chattanooga (1996-99)

COACHING CAREER

CHATTANOOGA

2000-01 | Defensive Assistant
 2002 | Linebackers

GARDNER-WEBB

2003-06 | Defensive Line/Linebackers/Special Teams Coordinators/Recruiting Coordinator

MIAMI (OHIO)

2007-08 | Defensive Ends

TENNESSEE-MARTIN

2009 | Defensive Line

CHATTANOOGA

2010-11 | Defensive Line/Special Teams

FURMAN

2012-14 | Defensive Line
 2015 | Assistant Head Coach/Defensive Line

GEORGIA SOUTHERN

2016 | Defensive Line

WKU

2017 | Defensive Line

MINORITY COACHING FELLOWSHIPS

2006 | Cleveland Browns
 2008 | Detroit Lions
 2010 | Denver Broncos
 2013 | San Diego Chargers



GENERAL

HILLTOPPERS

2016 REVIEW

HISTORY

UNIVERSITY

OPPONENTS



JAMI DEBERRY

ASSISTANT COACH | SAFETIES/RECRUITING COORD.

5TH YEAR AT WKU | NORTH CAROLINA STATE, '01

THE DEBERRY FILE

PERSONAL

Born | Nov. 10, 1981
Hometown | Franklin, Ky.
Wife | Erika
Children | Emma and Kinlee

PLAYING CAREER (LB)

College | WKU (2000-04)

COACHING CAREER

WKU

2008-09 | Defensive Graduate Assistant
2010-11 | Defensive Quality Control

KANSAS

2012 | Special Teams Quality Control

INDIANA STATE

2013 | Special Teams Coordinator/Tight Ends
2014-15 | Special Teams Coordinator/Safeties
2016 | Pass Defense Coordinator/Defensive Backs

WKU

2017 | Safeties/Recruiting Coordinator

Jami DeBerry, a former Hilltopper national champion, returned to The Hill after spending four seasons at Indiana State, including his final season as the pass defense coordinator and defensive backs coach.

A former WKU linebacker, DeBerry was a part of WKU's 2002 National Championship season under coach Jack Harbaugh, lettering at linebacker, before serving as quality control and graduate assistant on defense from 2008-11.

Prior to the 2016 campaign, DeBerry led the special teams and safeties for the Sycamores from 2014-15, highlighted by their 2014 kickoff return in a crucial game in November against Missouri State. The play, which utilized a "hidden ball trick" setup a long return by freshman Aaron Killebrew resulting in a game-winning field goal by Eric Heidorn. The special teams effort was the No. 3 play on Sportscenter's Top Plays that weekend.

As ISU's safety coach, DeBerry guided Mark Sewall to All-Missouri Valley Football Conference second team honors in 2014 as he ranked second in the league in interceptions (four), tying with teammate Travis Starks. On special teams, DeBerry helped develop snapper Josh Appel and punter Osborn Umeh to Honorable Mention and All-Newcomer honors, respectively.

In 2013, DeBerry coached the Sycamore special teams and tight ends and led kick returner LeMonte Booker to MVFC All-Newcomer honors. Booker tallied 25 kickoff returns for 578 yards including a 97-yard return for a score against No. 1 North Dakota State. Aided by that return, Booker's 173 kickoff return yards was the single-game high that year in the MVFC.

DeBerry added a stop at Kansas in 2012 where he served as a quality control coach on special teams. Prior to his playing days at WKU, DeBerry, a Franklin, Ky. native, starred as a quarterback at Franklin-Simpson where he threw for 2,020 yards and 20 touchdowns on 149-of-275 passing, to go along with 464 yards and 15 scores on the ground as a senior.





RYAN MAHAFFEY

ASSISTANT COACH | TIGHT ENDS

1ST YEAR AT WKU | NORTHERN IOWA, '11

Ryan Mahaffey comes to Bowling Green following a year at his alma mater, Northern Iowa, serving as co-offensive coordinator and wide receivers coach.

The Panthers opened the 2016 season with a victory over Big 12 conference member Iowa State. Three players on the offensive side of the ball for UNI picked up All-Missouri Valley Football Conference honors including lineman Trevor Hanson and Robert Rathje and all-purpose back Michael Malloy.

Prior to returning to Northern Iowa, Mahaffey spent two seasons at Notre Dame, including one spent with head coach Mike Sanford in 2015. Mahaffey was a part of the coaching staff that helped the Fighting Irish to a Music City Bowl win over No. 22 LSU in 2014 and a Fiesta Bowl appearance in 2015.

In Mahaffey's first coaching stint at UNI, in 2013, he coached the tight ends on a team which included current Arizona Cardinals star, running back David Johnson.

Mahaffey graduated from UNI in the spring of 2011 with a degree in economics. He signed with the Baltimore Ravens as an undrafted free agent in June 2011 and spent time with the Colts and Miami Dolphins. With the Colts, Mahaffey saw action in five games with one reception for five

yards in 2011 before signing with the Dolphins.

As a Panther, Mahaffey played in 51 career games and tallied 25 catches for 227 yards. He was a two-time second team All-MVFC selection and was named to the MVFC All-Newcomer team as a redshirt freshman in 2007. He was also named to the MVFC All-Academic team twice in his career.

A newlywed, he is married to the former Molly Schemm. The couple enjoyed their wedding ceremony this spring.

THE MAHAFFEY FILE

PERSONAL

Born | Nov. 28, 1987
Hometown | Grinnell, Iowa
Wife | Molly

PLAYING CAREER (TE)

College | Northern Iowa (2006-10)
Pro | Baltimore Ravens (2011), Indianapolis Colts (2012), Miami Dolphins (2012)

COACHING CAREER

NORTHERN IOWA

2013 | Recruiting Coordinator/Tight Ends

NOTRE DAME

2014-15 | Graduate Assistant/Wide Receivers

NORTHERN IOWA

2016 | Co-Offensive Coordinator/Wide Receivers

WKU

2017 | Tight Ends

BOWL EXPERIENCE

2014 | Music City (Notre Dame, Coach)
 2015 | Fiesta (Notre Dame, Coach)



GENERAL

HILLTOPPERS

2016 REVIEW

HISTORY

UNIVERSITY

OPPONENTS



THE CRUM FILE

PERSONAL

Born | May 29, 1986

Hometown | Riverview, Fla.

Wife | Crysta

Children | Maurice III, Allen, and Noah

PLAYING CAREER (LB)

College | Notre Dame (2005-08)

Pro | Sacramento Mountain Lions (2009-11/UFL)

COACHING CAREER

KANSAS

2012 | Defensive Graduate Assistant

2013 | Assistant Director of Operations

2014 | Director of High School Relations

NOTRE DAME

2015 | Defensive Graduate Assistant

INDIANA STATE

2016 | Cornerbacks/Nickelbacks

WKU

2017 | Linebackers

BOWL EXPERIENCE

2005 | Fiesta (Notre Dame, Player)

2006 | Sugar (Notre Dame, Player)

2008 | Hawaii (Notre Dame, Player)

2015 | Fiesta (Notre Dame, Coach)

MAURICE CRUM

ASSISTANT COACH | LINEBACKERS

1ST YEAR AT WKU | NOTRE DAME, '09

Maurice Crum, a two-time captain at Notre Dame with multiple years in the professional ranks, serves as WKU's linebackers coach.

Crum, a standout linebacker at Notre Dame from 2005-08, spent the 2016 seasons working for Mike Sanford Sr., at Indiana State as the cornerbacks and nickelbacks coach. During his playing career, Crum played in 50 games with 42 consecutive starts and registered 306 tackles, 23 tackles for loss and eight sacks.

His 306 career tackles rank 11th in Notre Dame history. A two-time team captain in 2007 and 2008, Crum was one of only 17 players in school history to accomplish that feat.

Prior to his time at Indiana State, Crum was a defensive graduate assistant at Notre Dame in 2015 which included an appearance in the Fiesta Bowl where he worked with Sanford. Crum's post-college playing career included a three-year stint in the UFL (2009-11) and three seasons on Charlie Weis' staff at Kansas in various roles including defensive graduate assistant (2012), Assistant Director of Operations (2013) and Director of High School Relations (2014).

A 2008 graduate of Notre Dame with a degree in sociology, Crum is married to the former Crysta Swayzer, and the couple has three sons, Maurice III, Allen and Noah. Crum's father, Maurice Sr., was a consensus All-American at Miami in 1990.





Nick Uhlenhopp

Assistant AD/Director of Football Operations

First Year at WKU | Graceland '02

Nick Uhlenhopp serves as the Assistant Athletic Director for Football Operations and is in his second stint on The Hill.

Uhlenhopp previously spent three seasons at WKU as Director of Football Operations under former head coach David Elson and has seen the program since the early stages of the FBS transition. Prior to his return to Bowling Green, Uhlenhopp spent one season as the DFO at Western Michigan and oversaw all areas of the program's operation including the team's trip to the 2016 Cotton Bowl.

A 2002 graduate of Graceland University, Uhlenhopp spent six years at Iowa State as assistant recruiting coordinator (2010-13) and assistant DFO (2013-15) where he handled a variety of team needs including travel, team camps, community service events, recruiting operations, NFL scouts and walk-on programs.

Uhlenhopp and his wife, Andrea, have two daughters, Laney and Landry.



Nate Dennison

Director of Recruiting

Ninth Year at WKU | Ohio State '07

Nate Dennison serves as WKU's Director of Recruiting. In this role, Dennison is responsible for all on-campus recruiting functions including official visits, coordinates with the Western Kentucky University

admissions office and monitors the team's Academic Progress Rate (APR) score. He is also responsible for managing all print and digital recruiting efforts for the Hilltoppers.

Prior to his current position, Dennison spent seven seasons as WKU's Director of Player Personnel. Under Dennison's watch, WKU signed the top recruiting class in the Sun Belt in consecutive seasons, 2012 and 2013, as well as the No. 2 class in Conference USA in 2014. The 2015 class was rated No. 3 in the league.

Dennison came to WKU in the summer of 2007, and spent two seasons as a recruiting graduate assistant. He was promoted to assistant recruiting coordinator for the 2009 season before taking on a player development title in 2009.

A native of Lore City, Ohio, Dennison attended Ohio State University, where he earned a degree in sport and leisure studies in 2007. He spent the 2007 season as a recruiting intern for the Buckeyes before coming to WKU.



Brian Ditmer

Head Equipment Manager

11th Year at WKU | WKU '12

Brian Ditmer serves as the program's Head Equipment Manager, a post he assumed prior to the 2015 season.

Ditmer spent one year as the assistant equipment manager for the Hilltoppers after two seasons as a graduate assistant in the same area. During Ditmer's time as head equipment manager, the Hilltoppers have gone through two jersey redesigns and changed apparel providers from Russell Athletic to Nike.

Prior to becoming a graduate assistant, Ditmer served as a student manager from 2007 to 2012.

Ditmer is a member of the American Equipment Managers Association and the National Society of Collegiate Scholars.

He earned his Bachelor of Science degree in Sports Marketing from WKU with a minor in Marketing in 2012 as well as his Masters degree in Sport Media and Branding in 2014.



Zach Grant

Director of Player Personnel

First Year at WKU | Notre Dame '16

Zach Grant serves as WKU's Director of Player Personnel under head coach Mike Sanford.

Grant, a 2016 graduate of Notre Dame, is largely responsible for organizing the acquisition of off-campus talent and the management of WKU's 120-man roster as well as recruiting travel schedules for Hilltopper coaches and the head coach. Grant spent three seasons working in the recruiting department at Notre Dame including the 2016 season as a recruiting personnel assistant where he worked directly with Sanford.

Following that, Grant worked directly under Notre Dame's Director of Player Personnel, David Peloquin.



Jessica Hulderman

Assistant Athletic Trainer

Third Year at WKU | Alabama '10

Jessica Hulderman enters her third season on The Hill, serving as the assistant athletic trainer for the

football program.

Prior to coming to WKU, Hulderman worked as the assistant athletic trainer at Conference USA member Louisiana Tech, including a stint as the interim head football trainer in 2014-15. She also worked with the women's tennis team and was a rehabilitation coordinator for all post-operative procedures for football and tennis. Additionally, Hulderman worked with the men's and women's track and field teams.

She is an active member of the National Athlete Trainer's Association and holds NATA BOC certification.

Hulderman earned her Masters of Science in Kinesiology and Health from the University of Wyoming and did her undergraduate work at the University of Alabama.



Aaron Menard

Director of Football Video

First Year at WKU | Washington St. '11

Aaron Menard begins his first season on The Hill in 2017, serving as the program's Director of Football Video where he oversees the team's practice and game tape as well as other video needs and projects as needed.

Prior to coming to WKU, Menard spent two seasons at Notre Dame as the assistant video coordinator, serving as the primary assistant to video coordinator Tim Collins. In this role, Menard assisted Collins with all video and filming needs for the football team in addition to traveling to all football games. Menard helped compile all video packages utilized by Notre Dame's football coaches in their scouting and game preparation and also works on special assignments within the program, such as highlight videos.

Menard spent the 2013-14 seasons as a video intern with the National Football League's Seattle Seahawks. He shot coaching video from end zone and sideline views at practices and other team-related activities. Menard managed on-field still shot pictures during games as Microsoft Surface Pro technician. He produced weekly in-house team highlight videos to be viewed for team meetings. Menard assisted video staff with creating cut-ups and managing video at the college and professional level for coaches, scouts and players through DVSPORT Gameday.

Menard graduated from Washington State University in 2011 with a bachelor's degree in sport management.



Bryan Schneider

Head Football Athletic Trainer

Fifth Year at WKU | Texas State '08

Bryan Schneider begins his fifth season as the main athletic trainer for the Hilltopper football program.

Schneider came to The Hill after serving as an assistant athletic trainer at Texas Tech since 2011. Prior to working in Lubbock, Schneider was a year-long intern for the Jacksonville Jaguars in 2010 after earning his master's degree from Auburn in 2010.

Before his two years on the Plains, Schneider interned with the Houston Texans (2006) and Detroit Lions (2007) while completing his undergraduate work at Texas State, earning his degree in 2008.

Schneider is an active member of the College Athletic Trainer Society and National Athletic Trainers Association. He is married to the former Lisa Koch, WKU's senior woman administrator.



Laura Thomas

Director of Player Development

First Year at WKU | Notre Dame '15

Laura Thomas serves as WKU's Director of Player Development under head coach Mike Sanford.

Thomas, a 2015 graduate of Notre Dame, came to The Hill after spending the 2016 season working for her alma mater in the football recruiting office.

On The Hill, her role involves daily management of community outreach events for the Hilltopper student-athletes as well as for Sanford. Thomas also assists Director of Football Operations Nick Uhlenhopp in program operations on a day-to-day basis.

After earning her degree in film, television and theatre at Notre Dame, Thomas spent the 2015 season working with Fighting Irish Media in various roles.



Brock Willis

Special Teams Quality Control

Fourth Year at WKU | WKU '07

Brock Willis, a former WKU student assistant and quality control coach under David Elson from 2007-09, enters his first season as a quality control coach on The Hill where he

works primarily with special teams.

Willis spent the last four seasons at South Florida where he worked as an analyst for the program working primarily with special teams. In the 2016 Birmingham Bowl, Willis assumed interim special teams coordinator duties for the No. 22 Bulls as they defeated South Carolina 46-39.

Prior to USF, Willis spent one season (2012) as a graduate assistant, working with the defensive backs, at New Mexico State. That season, All-WAC team member Jeremy Harris was drafted by the Jacksonville Jaguars in the seventh round of the 2013 NFL Draft. Willis also spent two seasons at Bethel University (Tenn.) as safeties coach where he helped Darian Jones (2011) and Derrick Williams (2010) to All-Mid South West Division Honors.

Willis played collegiately at Kentucky Wesleyan in 2006 before transferring to WKU where he earned his degree in business and marketing education.



Harris Bivin

Offensive Graduate Assistant

First Year at WKU | Murray St. '14

Harris Bivin serves as an offensive graduate assistant on The Hill, working primarily with the offensive line.

Bivin, a native of Owensboro and former No. 1 overall prospect in

Kentucky, came to WKU after spending the 2016 season at his alma mater, Murray state. A standout lineman for the Racers, Bivin appeared in 39 games over his collegiate career at center from 2010-13 and started the final 27 consecutive games of his career, including the final five of 2011 before starting every game in both 2012 and 2013.

After his college career, Bivin spent one season in the AFL with both Tampa and Los Angeles before returning to Apollo where he spent a season as an assistant coach and teacher.



Anthony Davis, II

Defensive Graduate Assistant

Second Year at WKU | WKU '15

Former WKU running back Anthony Davis begins his first season as an offensive graduate assistant after lettering for the Hilltoppers last season.

Davis spent the spring working with the Hilltopper strength and conditioning coaches, assisting with offseason and spring workouts. Prior to WKU, Davis spent 2011-14 at the University of Indiana where he earned a pair of letters in 2013 and 2014.

Davis, a native of Indianapolis, rushed for 1,127 yards with 11 touchdowns in just six games as a prep star at Warren Central for coach John Hart.



Kenny Martin

Defensive Graduate Assistant

Second Year at WKU | WKU '12

A former defensive lineman for the Hilltoppers, Kenny Martin returned to The Hill in 2016 to work as a defensive graduate assistant.

Under head coach Mike Sanford in 2017, Martin assists defensive line coach Jimmy Lindsey and directly oversees the defensive tackle position group.

In 2016, while working with the WKU linebackers, senior Keith Brown set an FBS single-season record for total tackles with 131 en-route to earning All-Conference USA First Team honors along with Pro Football Focus Second Team All-American honors. The Hilltoppers finished the campaign with the No. 2 ranked rushing defense, surrendering just 97.2 yards per game. Linebackers Joel Iyiebuniwe and T.J. McCollum also added All-C-USA Honorable Mention honors. The Hilltoppers also led the conference in scoring defense as they won their second consecutive league championship and third consecutive bowl game.

A four-year letterman for WKU, Martin played in 48 games with 42 starts from 2009-12 and was a member of WKU's first-ever FBS bowl team in the 2012 Little Caesar's Pizza Bowl.

Martin, a native of Orlando, Fla., tallied 6.5 tackles for loss and 72 total tackles over his career.

Martin is married to the former LaTasha Babb.



Matthew Mitchell

Offensive Graduate Assistant

First Year at WKU | Wheaton '14

Matthew Mitchell enters his first season on The Hill as an offensive graduate assistant in 2017.

Mitchell came to WKU after two seasons at Notre Dame where he worked as an offensive intern and analyst. During the 2015 season, Mitchell worked primarily with the quarterbacks as an offensive intern under head coach Mike Sanford.

A former wide receiver at Wheaton College (Ill.) (2010-14), Mitchell was a two-year starter and helped led the team to two Division III playoff berths in 2010 and 2014 and capture a pair of College Conference of Illinois and Wisconsin titles (2012, 2014). As a junior, the Los Altos, Calif., native led the team in receptions (39) and receiving yards (399).

A 2014 graduate of Wheaton College in communications, he is married to the former Megan Campbell.



THOMAS STALLWORTH

DIRECTOR OF FOOTBALL STRENGTH AND CONDITIONING

1ST YEAR AT WKU | TENNESSEE '01

Thomas Stallworth, a 10-plus-year veteran in the strength and conditioning field, leads WKU's efforts in the weight room as the Director of Football Strength and Conditioning under head football coach Mike Sanford

Prior to his three seasons at Mississippi State, Stallworth spent eight years leading the strength and conditioning programs at Grambling State (2008-11) and South Carolina State (2004-08).

A former letterman at linebacker at the University of Tennessee (1997-2001), Stallworth came to The Hill following one season as the head strength and conditioning coach at Fresno State. Prior to Fresno State, Stallworth spent time at Texas Tech (2016) after a season at North Carolina State (2015-16).

Stallworth earned his bachelor's degree in sports management from Tennessee in 2001 before earning his masters from the school in sports administration in 2004. He is currently pursuing his doctorate degree in sport psychology and sports science from the University of the Rockies. Stallworth is married to the former Ingrid Garvin, and the couple has two children, India and Thomas III. He is also a member of the Omega Psi Phi Fraternity.

The Lithonia, Ga., native spent three seasons (2012-15) at Mississippi State which included the program's best season in school history in 2014 as the Bulldogs rose to No. 1 in the Associated Press poll behind the play of quarterback Dak Prescott en route to MSU's first Orange Bowl berth since 1941.

While at Mississippi State, 12 Bulldogs were drafted into the NFL including seven in the first three rounds including 2012 Jim Thorpe Award winner Johnathan Banks and 2016 NFL second-team All-Pro Bernardick McKinney. From the 2015 NC State team Stallworth worked with three players were drafted including quarterback Jacoby Brissett.

THE STALLWORTH FILE

PERSONAL

Born | March 2, 1979
Hometown | Lithonia, Ga.
Wife | Ingrid
Children | India and Thomas III

PLAYING CAREER (LB)

College | Tennessee (1997-01)

COACHING CAREER

SOUTH CAROLINA STATE

2004-08 | Head Strength and Conditioning Coach

GRAMBLING STATE

2008-11 | Head Strength and Conditioning Coach

MISSISSIPPI STATE

20012-15 | Associate Strength and Conditioning Coach

NORTH CAROLINA STATE

2015-16 | Assistant Strength and Conditioning Coach

TEXAS TECH

2016 | Associate Director of Strength and Conditioning

FRESNO STATE

2016 | Head Strength and Conditioning Coach

WKU

2017 | Director of Football Strength and Conditioning

BOWL EXPERIENCE

- 1997 | Orange (Tennessee, Player)
- 1998 | Fiesta (Tennessee, Player)
- 1999 | Fiesta (Tennessee, Player)
- 2000 | Cotton (Tennessee, Player)
- 2001 | Citrus (Tennessee, Player)
- 2012 | Gator (Mississippi State, Coach)
- 2013 | Liberty (Mississippi State, Coach)
- 2014 | Orange (Mississippi State, Coach)
- 2015 | Belk (NC State, Coach)





Dave Consiglio

Strength and Conditioning Assistant

Fourth Year at WKU
Wisconsin-Oshkosh '10

Dave Consiglio serves as the Associate Director of Strength and Conditioning for the Hilltopper Football program.

During his time with the Hilltoppers, WKU has won three consecutive bowl games (2014-16) as well as consecutive Conference USA championships in both 2015 and 2016. Over that span, the Hilltoppers went 31-10, including 23-5 over the championship seasons, the best two-year run in program history.

Prior to coming to The Hill, Consiglio was the Director of Sports Enhancement at UAB, a position he began in 2012. In Birmingham, he was the top assistant for sports enhancement with the football program and oversaw the same area for the baseball program. Consiglio previously served as the sports enhancement coach with the Blazer women's basketball and men's tennis programs.

Consiglio was at Arizona State before UAB, where he completed an internship, working with the Sun Devils' sports performance team for football. He stayed on as a volunteer assistant in the fall of 2010, working primarily with the Arizona State football team.

Before heading to ASU, Consiglio was a graduate assistant strength and conditioning coach at Grambling State, where he implemented workouts for men's and women's basketball, soccer, volleyball and baseball. He designed the workout programs for Grambling State's softball team.

A graduate of Wisconsin-Oshkosh, Consiglio played four years of college football and was an all-conference linebacker as a senior. He earned his bachelor's degree in exercise science and health promotion.

Consiglio is a certified strength and conditioning specialist by the National Strength and Conditioning Association, and he is also certified in CPR, AED and First Aid. He is married to the former Kelsey Bos, and the couple has one daughter, Kayla.



Quinn Hollan

Strength and Conditioning Assistant

First Year at WKU | Northern Iowa '14

Quinn Hollan assists Director of Football Strength and Conditioning Thomas Stallworth with the strength programs for the Hilltoppers.

Hollan came to WKU from Fresno State where he worked with Stallworth assisting with the football program.

Prior to Fresno, Hollan spent time at Mississippi State working primarily with track and field and football as a strength and conditioning graduate assistant. During his two years in Starkville, the Bulldog men finished in the top 10 both years while the women finished inside the top 20 each season.

A 2014 graduate of the University of Northern Iowa with a degree in exercise science, Hollan and his wife Ebony were married in the spring of 2017.



Antonio Leonard

Strength and Conditioning Assistant

First Year at WKU | Grambling State '11

Antonio Leonard enters his first season on The Hill, assisting with the strength and conditioning program for the Hilltoppers.

Leonard came to The Hill after a year at North Carolina A&T where he was an assistant strength and conditioning coach, working primarily with football and track/field.

A former player himself, Leonard began his playing career at Southern Miss (2007) where he played as a true freshman, appearing in all 13 games that year for the Golden Eagles. Following his freshman season, Leonard transferred to Grambling State where he helped the Tigers win a SWAC championship in 2011. As a junior in 2010, Leonard picked up All-SWAC second team honors as a defensive lineman.

Leonard went on to earn his degree in recreation management in 2011 before staying at the school to serve as a graduate assistant strength coach, working with football, track, basketball, baseball, soccer, and softball. He earned his masters in sports administration and is CSCS certified.

COACHING STAFF BY THE NUMBERS

140

Years of Combined
Coaching Experience

47

Total Bowl
Game Appearances

34

Bowl Game
Victories

20

BCS Bowl
Game Appearances

THE COACHING STAFF

Since 2011, the Hilltoppers have had four different head coaches, spanning Willie Taggart, Bobby Petrino, Jeff Brohm, and now Mike Sanford. Also since 2011, the Hilltoppers have posted six-straight winning seasons, the longest active streak in Conference USA, consecutive Conference USA championships, and three consecutive bowl victories.

Therefore, it comes as no surprise that expectations remain high on The Hill despite the coaching change.

Expectations are nothing new to this staff who have a combined 20 BCS or New Year's Six bowl games to their credit. In fact, all five bowl games head coach Mike Sanford has participated in as a collegiate assistant have come at that level.

For WKU to make the next step, to participate and win one of those bowl games, it was essential to hire a staff with experience at that level, and that is precisely what Director of Athletics Todd Stewart was aiming for with his third head football coaching hire.

Sanford went out and hired two coordinators in Clayton White and Junior Adams who have experience coaching players to NFL futures. Specifically, White is credited with the development of Seattle's Richard Sherman while at Stanford while Adams' former pupil, Cooper Kupp, was a high draft pick of the Los Angeles Rams in the 2017 NFL Draft.

The remainder of the staff is a mix of experience and youth, with Sanford drawing on his family connections to hire his father (making WKU the only school in the country with a son-father duo at the head coach and assistant coach position), and his connections in previous stops at Notre Dame for young assistants like Maurice Crum and Ryan Mahaffey, both of whom played the positions they lead at the collegiate and professional level.





THE HILLTOPPERS

2015 and 2016 Conference USA Champions





2017 HILLTOPPERS

45	Allen, Leon
46	Allen, Nick
46	Bailey, Kyle
46	Quinton Baker
47	Bertram, Daeshawn
47	Brown, Joe
48	Bush, Will
48	Cain, Demetrius
48	Camp, Tyler
49	Coffey, Nicholas
49	Collins, Jake
49	Cray, Roger
50	Darden, Tacorian
50	Darvin, Jeremy
50	Deane, Mik'Quan
50	Duncan, Steven
51	Eckels, Drew
51	Edwards, Dennis
51	Etheridge, Caleb
51	Eubanks, Jordan
52	Fant, Nacarius
53	Farris, DeAndre
53	Ferby, D'Andre
54	Ferguson, Dylan
54	Fourtenbary, Kyle
54	Gardner, Juwan
54	George, Jaylon
55	Gonzalez, Jordan
55	Greene, Drell
55	Holland, Hunter
55	Holt, Ben
56	Howell, Parker
56	Iyiegbuniwe, Joel
57	Jackson, A.J.
57	Jackson, Canon
57	Jackson, Lucky
58	Jernighan, Quin
58	Joest, Seth
58	Johnson, Chris
59	Johnson, Justin
59	Johnson, Leverick
60	Jones, Juwuan
60	Jones, Trae
60	Jordan, Carson
60	Key, Devon
61	Kincade, Antwon
61	Lane, Xavier
61	Leach, Kris
61	Lewis, Julian
61	Ligon, Teawonn

2017 HILLTOPPERS

62	Logan, Marcelis
62	Madden, Jalen
62	Malone, DeAngelo
62	Marria, C.J.
62	Meredith, Jordan
63	Mims, Martavius
63	Mixon, Preston
63	Mobley, Der'Quione
63	Moses, Jakairi
64	Nixon, Devin
64	Nord, Matt
64	Nuss, Ryan
64	Obee, Tyler
65	Overstreet, Derick
66	Pate, Miles
66	Pearson, Jahcour
66	Peeler, Kameron
66	Poncillia, Dalton
66	Quincy, DeVon
67	Raschilla, Adam
67	Ray, Brandon
67	Reeder, Ben
68	Reeves, Tanner
68	Reynolds, Cullen
68	Rinella, Alex
69	Robinson, Anthony
69	Rodgers-Anderson, LA
69	Roush, Nathan
69	Ruffin, Dionté
70	Samuel, Joshua
70	Sayner, Evan
70	Scaife, R.J.
70	Shanley, Davis
71	Simcox, Skyler
71	Simmons, De'Andre
72	Sims, Jimmie
72	Sippola, Jarrett
72	Sloan, Jacques
72	Spencer, Cole
72	Thompson, Jack
73	Towner, Kylan
74	Trigg, Marquez
74	True, Nick
74	Walker, Gaej
75	Ward, Marcus
76	Wharton, Devon
76	White, Mike
77	Whyte, Masai
77	Wiggins, Heath
77	Witchoskey, Steven
78	Witt, Tyler
78	Yelder, Deon



33

Leon Allen
6-0, 245, r-Sr.
Running Back
Manatee HS
Bradenton, Fla.

2015 Doak Walker Award Watch List
2014 C-USA Second Team
2014 C-USA Second Team (Phil Steele)

Allen was granted a medical hardship waiver to restore his senior year of eligibility for 2016-17

2015 (Sr.): Allen entered the season with high expectations and lived up to those expectations early on, rushing for 137 yards on 27 total carries with a pair of touchdowns while also catching five passes for 72 yards. However, the senior running back was lost for the season against Louisiana Tech with a knee injury.

2014 (Jr.): Allen led Conference USA and ranked seventh nationally with 2,018 yards from scrimmage during his junior season. He set both C-USA and WKU single-game rushing records vs. Army, rushing for 345 yards, at the time ranking as the 16th highest single-game rushing output in FBS history. Allen finished off the 2014 season with 1,542 rushing yards, ranking him third in C-USA and 18th nationally. Allen, Boise State's Jay Ajayi and Miami's Duke Johnson were the only three players in the FBS to post 1,500 rushing yards and 400 receiving yards. Allen tallied six 100-yard performances in 2014, and had a pair of 200-yard performances—one of which was a 237-yard effort in a win at No. 19 Marshall. Allen posted 1,011 scrimmage yards (750 rushing) and eight touchdowns during the season-ending five-game winning streak.

2013 (So.): Allen rushed for 357 yards on 72 carries with five touchdowns as the primary back-up to All-American Antonio Andrews. He added 202 yards on 22 receptions and was the only true running back to catch a touchdown pass. Allen's best performance was a 10-carry, 92-yard showing in the season opener against Kentucky when he also scored his first touchdown of the season. In the second week of the season, he had a 13-carry game against Tennessee to set his high-water mark for the season while his season-high for receiving yards was a three-catch, 46-yard day against Louisiana-Lafayette.

2012 (Fr.): Allen became WKU's No. 2 option at running back in his true freshman season, finishing second on the team in rushing yards (317), yards per game (28.8) and yards per carry (5.7). He saw action in 11-of-13 games, leading the Hilltoppers in carries during their first two contests. Allen debuted with immediate impact against Austin Peay on Sept. 1, leading WKU with 93 rushing yards and a touchdown on 13 carries. He toled the rock a team-high 11 times at top-ranked Alabama on Sept. 8, totaling 28 yards on the day. Allen posted a career-high 132 rushing yards and a touchdown on just 11 carries against Southern Miss on Sept. 22.

HS/Misc.: Allen was rated as a two-star recruit by both Rivals.com and Scout.com, helping lead Manatee High to a 2011 Class 7A Florida State Championship. He served as a dual-threat running back in his senior season, finishing the year with 834 yards on 161 carries and 10 touchdowns to go along with 36 receptions for 336 yards and two scores. He also earned Honorable Mention All-State honors to go along with First-Team All-Area honors.

ALLEN'S CAREER GAME-BY-GAME

2012	Rush	Yds	TD	Lg.
Austin Peay	13	93	1	41
Alabama	11	26	0	9
Kentucky	6	20	0	7
Southern Miss	11	132	1	46
Arkansas State	4	8	0	5
ULM	9	36	0	14
FIU	1	2	0	2
Middle Tennessee	0	0	0	0
Florida Atlantic	1	0	0	0
ULL	0	0	0	0
North Texas	0	0	0	0
Totals	56	317	2	46

2013	Rush	Yds	TD	Lg.
Kentucky	10	92	1	21
Tennessee	13	52	1	24
South Alabama	8	40	0	13
Navy	7	37	0	17
ULM	7	8	1	5
ULL	3	6	0	5
Troy	2	3	1	3
Georgia State	9	61	0	26
Army	1	1	0	1
Texas State	11	53	1	13
Arkansas State	1	4	0	4
Totals	72	357	5	26

2014	Rush	Yds	TD	Lg.
Bowling Green	27	99	1	17
Illinois	34	118	1	28
Middle Tennessee	30	128	1	15
Navy	17	102	0	24
UAB	9	29	0	13
Florida Atlantic	12	58	2	19
Old Dominion	32	182	2	19
Louisiana Tech	14	76	0	19
UTEP	14	48	1	21
Army	33	345	3	80
UTSA	14	68	0	28
Marshall	33	237	1	36
Central Michigan	13	52	1	29
Totals	272	1,542	13	80

2015	Rush	Yds	TD	Lg.
Vanderbilt	15	56	1	19
Louisiana Tech	12	81	1	28
Totals	27	137	2	28

CAREER TOTALS	427	2,353	22	80
----------------------	------------	--------------	-----------	-----------

ALLEN'S CAREER HIGHS

Rushing Attempts	34, at Illinois, 9/6/14
Rushing Yards	345, vs. Army, 11/15/14
Receptions	8, vs. UTEP, 11/8/14
Receiving Yards	88, vs. UTEP, 11/8/14
Touchdowns	3, vs. Army, 11/15/14

GENERAL

HILLTOPPERS

2016 REVIEW

HISTORY

UNIVERSITY

OPPONENTS




78

Nick Allen
6-6, 305, r-Jr.
Offensive Line
UT-Martin/
Belleville-West HS
Belleville, Ill.

2016 (r-So.): Allen did not see any action in 2016.

Before WKU: Allen spent two seasons at UT-Martin, where he redshirted his freshman year in 2014 and did not see any action in 2015 for the Skyhawks. He played his high school ball at Belleville West High School, where the Maroons went 7-3 overall in 2013. Allen earned 2013 Belleville News-Democrat All-City and All-Area accolades while playing on both sides of the ball. He was also named a First Team All-Southwestern Conference offensive tackle in his senior season at Belleville West.



36

Kyle Bailey
6-0, 205, Fr.
Linebacker
Bremen HS
Carrollton, Ga.

HS/Misc.: Kyle Bailey comes to The Hill following an outstanding prep career at Bremen High

School for coach Davis Russell. A two-way player for the Blue Devils, Bailey was a standout linebacker and running back and rushed for more than 1,700 yards, including a school-record 289 yards against Adairville, as a senior to earn Offensive Player of the Year for region 6-AAA from the Atlanta Journal Constitution while the Georgia Sports Writers Association named Bailey to the Class 3-A All-State Second Team as a running back. Bailey registered 88 tackles including 14 tackles for loss from his linebacker position as a senior and is a three-star prospect in the 247Sports composite rankings.



3

Quinton Baker
5-9, 185, So.
Running Back
Ashland Blazer HS
Ashland, Ky.

2016 C-USA All-Freshman Team

2016 (Fr.) | 14/1: Baker emerged as WKU's No. 2 running back as a true freshman, rushing for 542 yards on 99 attempts and adding four scores on the ground. He also had eight receptions for 43 yards. Baker earned his first career start at Miami (Ohio) (9/17) and delivered his first 100-yard rushing performance that day on a season-high 20 carries for 103 yards and a score. Baker also rushed for 104 yards on 10 carries in the regular season finale near his hometown at Marshall.

HS/Misc.: Baker prepped at Ashland Paul Blazer for coach Tony Love. During his senior campaign, he led all of KHSAA Class 4A in rushing and scoring with 1,976 yards and 26 touchdowns, averaging 165 yards per game, while his 165 yards per game ranked tied for fifth in the state across all classes. Defensively, Baker also intercepted two passes and returned one for a score. Baker is a three-star rated prospect and the No. 21 all-purpose running back in the nation by 247Sports.com which also tabs him as the No. 8 player in the state. Rivals.com and Scout.com both have Baker rated as a three-star prospect. Rivals lists Baker as the No. 19 all-purpose back in the nation and No. 4 player in the state while Scout has him as the state's top running back prospect. He is a two-time All-State selection by the Courier-Journal and All-State First Team selection by the Associated Press. Baker rushed for 6,234 yards and scored 86 touchdowns for his career. As a senior, Baker was one of nine finalists for Kentucky's Mr. Football award. In the 2016 Border Bowl, Baker picked up Kentucky MVP honors. He tallied 98 all-purpose yards including a 75-yard touchdown reception.

BAKER'S CAREER GAME-BY-GAME

2016	Rush	Yds	TD	Lg.
Rice	9	42	0	39
Alabama	4	7	0	3
Miami (Ohio)	20	103	1	28
Vanderbilt	1	-2	0	0
Houston Baptist	10	69	0	23
Louisiana Tech	3	14	0	6
Middle Tennessee	2	9	0	5
Old Dominion	12	68	1	30
Florida Atlantic	10	18	0	5
FIU	10	61	1	24
North Texas	6	40	0	27
Marshall	10	104	1	24
Louisiana Tech	0	0	0	0
Memphis	2	9	0	5
Totals	99	542	4	39
CAREER TOTALS	99	542	4	39



54
Daeshawn Bertram
5-8, 225, r-Sr.
Linebacker
Trinity HS
Louisville, Ky.

2016 (r-Jr.) | 11/1: Bertram earned his first career start as a redshirt junior, earning that at

the Miami (Ohio) game. He saw action in 11 games before injury sidelined him for the final three games of the season. Bertram tallied 19 total tackles with 10 coming on kickoff coverage. At FAU, Bertram forced and recovered a fourth quarter fumble.

2015 (r-So.) | 14/0: Bertram saw action in all 14 games, recording at least one tackle in 10 of them as a reserve linebacker. He tallied a season-high three tackles (one solo) against Miami and finished with 15 tackles (eight solo) on the season. Bertram was primarily utilized in special teams situations as well, with 12 of his 15 tackles coming on special teams coverage, including 11 on kickoff.

2014 (r-Fr.) | 11/0: Bertram was a key reserve at middle linebacker and also served as a special teams ace last season. In his first season on the field, he posted 19 tackles, one sack, forced a fumble, and intercepted a pass. Bertram had a six-yard tackle for loss in a win over Army, along with a forced fumble in a win over UTSA. Bertram's interception came against LA Tech quarterback Cody Sokol on November 1st.

2013 (Fr.): Bertram redshirted his first season on The Hill.

HS/Misc.: Bertram was a two-star prospect out of Trinity High School, where he played for coach Bob Beatty. While at Trinity, Bertram's 2012 Shamrocks finished as the No. 1 in Kentucky, No. 11 nationally in the MaxPreps.com high school rankings. Bertram tallied 57 tackles in his senior season and won state championships in three consecutive seasons (2010-12.)



7
Joe Brown
5-10, 195, Sr.
Defensive Back
Butler HS
Louisville, Ky.

2017 Preseason All-Conference USA
2016 C-USA Second Team
2016 C-USA Third Team (Phil Steele)

2016 (Jr.) | 14/10: Brown started 10 games for the Hilltoppers and appeared in all 14 at cornerback as a true junior. He led the Hilltoppers in pass breakups with 10 and tied for the team lead in passes defended with 11. For his play, he was named to the All-Conference USA Second Team. Brown tallied 43 tackles (34 solo) on the season, the sixth-most by a Hilltopper and third among all defensive backs. He also added four tackles for loss, including two sacks, both high-water marks

for Hilltopper defensive backs. Brown had one interception at Marshall and returned it for 51 yards, the second-longest return of the season. Also in that Marshall game, he picked up a blocked extra point in the third and returned it 96 yards for two points. Against North Texas, Brown's strip-sack of quarterback Mason Fine in the second quarter resulted in a turnover and the Hilltoppers scored a touchdown on the ensuing play.

2015 (So.) | 13/4: After converting from running back to defensive back in the spring, Brown made an immediate impact as WKU's primary nickelback and reserve cornerback as a true sophomore. Brown saw time in 13 games, missing only the Miami (Ohio) game, and tallied 37 tackles (24 solo) including a season-high nine at Indiana. No tackle was bigger, however, that Brown's tackle of Vanderbilt tight end Nathan

BROWN'S CAREER GAME-BY-GAME

2014	U-A-T	TFL	Sack	INT	FF-FR
UAB	1-0-1	0.0-0	0.0-0	0	0-0
Old Dominion	0-1-1	0-0-0	0.0-0	0	0-0
UTSA	1-0-1	0.0-0	0.0-0	0	0-0
Marshall	1-0-1	0.0-0	0.0-0	0	0-0
Central Michigan	1-0-1	0.0-0	0.0-0	0	0-0
Totals	4-1-5	0.0-0	0.0-0	0	0-0

2015	U-A-T	TFL	Sack	INT	FF-FR
Vanderbilt	2-2-4	0.0-0	0.0-0	0	0-0
Louisiana Tech	3-4-7	0.0-0	0.0-0	0	0-0
Indiana	5-4-9	0.0-0	0.0-0	0	0-0
Rice	2-0-2	0.0-0	0.0-0	0	0-0
Middle Tennessee	2-0-2	0.0-0	0.0-0	0	0-0
North Texas	1-0-1	1.0-2	0.0-0	0	0-0
LSU	2-2-4	0.5-2	0.0-0	0	0-0
Old Dominion	0-0-0	0.0-0	0.0-0	0	0-0
Florida Atlantic	2-0-2	0.0-0	0.0-0	0	0-0
FIU	0-0-0	0.0-0	0.0-0	1-2	0-0
Marshall	3-0-3	0.0-0	0.0-0	0	0-0
Southern Miss	2-1-3	0.0-0	0.0-0	0	0-0
South Florida	0-0-0	0.0-0	0.0-0	0	0-0
Totals	24-13-37	1.5-4	0.0-0	1-2	0-0

2016	U-A-T	TFL	Sack	INT	FF-FR
Rice	6-1-7	1.0-1	0.0-0	0	0-0
Alabama	0-4-4	0.0-0	0.0-0	0	0-0
Miami (Ohio)	3-0-3	0.0-0	0.0-0	0	0-0
Vanderbilt	1-0-1	0.0-0	0.0-0	0	0-0
Houston Baptist	3-0-3	1.0-1	1.0-1	0	0-0
Louisiana Tech	5-0-5	0.0-0	0.0-0	0	0-0
Middle Tennessee	3-0-3	0.0-0	0.0-0	0	0-0
Old Dominion	2-2-4	0.0-0	0.0-0	0	0-0
Florida Atlantic	0-0-0	0.0-0	0.0-0	0	0-0
FIU	1-0-1	0.0-0	0.0-0	0	0-0
North Texas	2-0-2	1.0-3	1.0-3	0	1-0
Marshall	2-1-3	0.0-0	0.0-0	1-51	0-0
Louisiana Tech	4-1-5	0.0-0	0.0-0	0	0-0
Memphis	2-0-2	1.0-2	0.0-0	0	0-0
Totals	34-9-43	4.0-4	2.0-4	1-51	1-0

CAREER TOTALS 62-23-85 5.5-8 2.0-4 2-53 1-0

BROWN'S CAREER HIGHS

Tackles	9 at Indiana, 9/19/15
Interceptions	1, 2x, last at Marshall, 11/26/16
Pass Breakups	2, 2x, last vs. Marshall, 11/27/15
Tackles for Loss	1.0, 5x, last vs. Memphis, 12/20/16

GENERAL

HILLTOPPERS

2016 REVIEW

HISTORY

UNIVERSITY

OPPONENTS



Marcus at the one-yard line on a two-point conversion attempt to secure the 14-12 win in the season opener. Brown added his first career interception with a two-yard return at FIU (Nov. 21) and broke up nine passes, including two at North Texas (Oct. 15) and Marshall (Nov. 27). Brown also added 1.5 tackles for loss, including one at North Texas and a half-TFL at LSU.

2014 (Fr.) | 9/0: Playing as a true freshman, Brown appeared in nine games in his first season at WKU. He served primarily on special teams as a returner and gunner in which he made five tackles on kick return coverage. Brown began the season with the running backs but converted to defensive back during the LA Tech game. He had one rush for a yard against UAB and returned five kickoffs for 139 yards, including two for 59 yards against the Bulldogs.

HS/Misc.: Joe Brown earned second team all-star honors in 2013 from the Louisville Courier-Journal while prepping at Butler High School for coach Gary Wheeler. Brown and the Bears tallied an 11-3 record and was named a "Best of the Bluegrass" all-star as well as the Kentucky Football Coaches Association District Player of the Year -- as well as a first-team all-district player. Brown rushed for 1,242 yards with 15 touchdowns and had a receiving touchdown on 86 yards. Brown was a two-star prospect and the No. 10 player in Kentucky by Scout.com, a two-star prospect and the No. 21 player in Kentucky by Rivals.com, and a two-star prospect and No. 26 ranked player in Kentucky by 247sports.com.



13

Will Bush
5-11, 195, r-Jr.
Wide Receiver
Ballard HS
Louisville, Ky.

2016 (r-So.) | 8/0: Bush saw action in eight games and caught two passes for 41 yards, including

a career-long of 35 yards against Rice in the season opener from quarterback Tyler Ferguson. On the track, Bush finished fourth at the Indiana Relays in the 60-meter dash with a 6.95 time and fifth in the 200-meter with a 21.86.

2015 (r-Fr.) | 6/0: Bush saw time in six games as a redshirt freshman, catching one pass for eight yards at Old Dominion and adding two rushes for 18 yards, including his first-ever touchdown, a nine-yard rush to score the game's final points at FIU. Bush's other run was also a nine-yard carry at Rice.

2014 (Fr.): Bush redshirted first season on The Hill. Bush also ran for the Hilltopper Track and Field team at the 2014 Conference USA Indoor Championships, placing 13th in the Men's 60M Dash, clocking a 6.96.

HS/Misc.: Bush joined the Hilltoppers after an Associated Press second-team all-state season at Ballard High School for coach Mike Jackson. Bush had 38 receptions for 694 yards and eight touchdowns on the year and was the 2013 100-meter state champion and 200-meter state runner-up on the track. He also earned Kentucky Football Coaches Association District Player of the Year honors and was a first-time all-district performer and a Best of the Blue Grass All-Star. Bush was rated a two-star prospect according to Rivals.com, Scout.com, and 247Sports.com and the No. 16 prospect in the state by Scout.com and the No. 13 prospect by 247Sports.com.



28

Demetrius Cain
6-0, 240, r-Fr.
Linebacker
Caldwell County HS
Princeton, Ky.

2016 (Fr.): Cain redshirted his first season on The Hill.

HS/Misc.: Cain came to The Hill via Caldwell County where he was a two-time All-State performer on the Louisville Courier-Journal's First Team and Second Team as a junior and senior, respectively. Cain was also named to the All-BluegrassPreps.com All-State team. During his senior season, a two-way star, Cain helped Caldwell County to a 10-3 record and a final eight showing in the KHSAA 3A Playoffs. Defensively, Cain snagged three interceptions, including a pick six against Mayfield, as well as two fumble recoveries for 102 total yards. On the other side of the ball, Cain led the Tigers in scoring with 148 points behind 14 rushing touchdowns and six through the air. Cain tallied 38 receptions for 547 yards and 69 rushes for 369 yards. Cain was rated a three-star prospect by 247Sports.com and Scout.com. Scout rated Cain as the top safety prospect in the state while 247Sports listed Cain as the No. 11 player in the Commonwealth and the 123rd-best athlete in the nation.



55

Tyler Camp
6-3, 310, r-So.
Offensive Line
Mary Persons HS
Forsyth, Ga.

2016 (r-Fr.): Camp missed the entirety of the season due to an injury suffered in spring football practices.

2015 (Fr.): Camp redshirted his first season on The Hill.

HS/Misc.: Camp helped lead his Mary Persons Bulldogs to a 9-3 record as a senior center, under the direction of coach Brian Nelson and was named a Georgia Class 4A All-State First Teamer by the Atlanta Journal-Constitution. Camp was also named a 4-A All-State Second Teamer by the Georgia Sportswriters Association as well as a first team All-Region selection.

**35**

Nicholas Coffey
6-3, 265, r-So.
Defensive Line
Russell County HS
Dunnville, Ky.

2016 (r-Fr.) | 7/0: Coffey saw action in seven games on the season, primarily as a reserve

defensive tackle and on special teams. He tallied four total tackles on the season, including three assisted tackles.

2015 (Fr.): Coffey redshirted his first year on The Hill.

HS/Misc.: Coffey prepped at Russell County under coach Bob Sharp and played both defensive end and tight end for the Lakers. Coffey picked up Courier-Journal First Team All-State and 2014 All-Bluegrasspreps.com First Team honors for his play. Coffey was rated the 15th best football prospect in the state by 247Sports.com and was a Best of the Bluegrass All-Star as a senior.

**49**

Jake Collins
6-1, 210, r-Jr.
Punter
St. Xavier HS
Louisville, Ky.

2017 Preseason All-Conference USA
2017 Ray Guy Award Watch List
2016 C-USA Second Team
2016 CampusInsiders.com All-Sophomore All-American Team
2016 Ray Guy Award Watch List
2015 C-USA All-Freshman Team
2015 C-USA All-Academic Team
2015 Ray Guy Award Watch List

2016 (r-So.) | 14/14: Collins served as WKU's primary punter in all 14 games and finished the year with a 42.7 yard per punt average (39 for 1,666 yards) with a long of 60 yards coming at Florida Atlantic. Collins had 10 punts down inside the 20-yard line and seven punts of 50 yards or more. At Alabama, Collins punted a career-high eight times. *His 42.7 yard per punt average was the third-best single-season mark in school history.* For his career, Collins' average of 42.2 yards per punt is on pace to be the best mark in school history. He was named to the All-Conference USA Second Team for his efforts on the year, and he also served as WKU's primary holder for the year.

2015 (r-Fr.): Collins became something of a utility man for the Hilltoppers in his first season of action, which ended in All-Conference USA Freshman Team and All-Academic Team honors. Collins became WKU's primary punter for the final 11 games of the year, taking over following the Indiana game, took over kickoff duties for the final five games of the season,

and took over holding duties for the final 10 games. Collins ended the year with 37 punts for 1,542 yards - a 41.7 yard average, the highest single-season average since Hendrix Brakefield's 42.1 in 2012 and tied for sixth in single-season school history. Collins, typically a rugby-style punter, finished 19th nationally in Net Punting average at 40.4 yards, with just 13 returns for 28 yards of his 37 punts. He downed 14 of his 37 punts inside the 20, including a season-best 3-for-5 performance against Marshall. He had a season-long punt of 59 yards, one of seven 50-yarders, at North Texas. Collins added 44 kickoffs for 2,500 yards (56.8) with two touchbacks.

2014 (Fr.): Collins redshirted his first year on The Hill.

HS/Misc.: Collins prepped at St. Xavier in Louisville where he was a place kicker and punter for the Tigers. Collins finished his senior year going 10-of-14 on field goals with a season-long of 45 yards. In the punt game, Collins averaged 37 yards per punt over 35 punts for 1295 yards with a season-long of 51 yards. He also picked up MVP honors in the 2013 Best of the Bluegrass game and was a 2013 6A All-District teamer.

COLLINS' CAREER HIGHS

Punts	8, at Alabama, 9/10/16
Punt Yards	376, at Alabama, 9/10/16
Punt Average	49.0 (2-98), vs. FIU, 11/5/16
Longest Punt	60, at Florida Atlantic, 10/29/16
Inside 20	3, 2x, last vs. MAR, 11/27/15

**24**

Roger Cray
5-10, 170, Fr.
Defensive Back
Columbia HS
Lake City, Fla.

HS/Misc.: Roger Cray joined the Hilltoppers in January after a standout prep career at Columbia

High School for coach Brian Allen. An exciting secondary prospect from Lake City, Fla., Cray prepped at the same high school as recently-graduated Hilltopper Shaquille Johnson. Cray competed on the varsity squad in all four years of high school football and ranks in the top 250 nationally (217) at cornerback. Cray was a two-star prospect in the 247Sports composite ranking and an Associated Press All-State 7A first team member on defense, Florida's highest division.



15

Ta'Corian Darden
5-9, 180, r-So.
Defensive Back
Russellville HS
Russellville, Ky.

2016 (r-Fr.) | 5/0: Darden returned from a preseason injury and saw action in the final five

games of the season, making an immediate impact in the secondary. In five games, he tallied four tackles and picked off two passes (vs. North Texas and at Marshall). The pick vs. North Texas was returned for a team season-high 63 yards before he was tackled just short of the goal line. He was one of only three Hilltopper defenders to have multiple interceptions on the season.

2015 (Fr.): Darden redshirted his first season on The Hill.

HS/Misc.: Darden prepped as Russellville High School where he played safety, quarterback and wide receiver. As a senior, he tallied 645 yards on 82 rushes with eight touchdowns, 871 yards on 44-of-96 passing with 10 touchdown passes, caught three passes for 73 yards and a touchdown as well as picking off five passes with one pick-six.



53

Jeremy Darvin
6-1, 305, r-Fr.
Defensive Line
Father Ryan HS
Nashville, Tenn.

2016 (Fr.): Darvin redshirted his first season on The Hill.

HS/Misc.: Jeremy Darvin came to the Hill from Father Ryan in Nashville, Tenn. where he played for coach Bruce Lussier. In his senior season, Darvin was named to the Division II All-State team by TSWA, first team All-Midstate by the Tennessean and Division II-AA All-Region team. Darvin is ranked as a three-star prospect by most recruiting services including 247sports.com, Rivals.com, Scout.com and ESPN.com. Scout.com has Darvin ranked as the second-best DT in the state and No. 47 in the south region. As a junior, Darvin recorded 42 tackles - eight behind the line of scrimmage - two sacks and a pair of pass deflections.



85

Mik'Quan Deane
6-4, 240, Jr.
Tight End
NE Oklahoma A&M/
Memorial HS
Tulsa, Okla.

Before WKU: Mik'Quan Deane comes to The Hill after a

junior college career at Northeastern Oklahoma A&M. As a sophomore at NEO, the 6-foot-4, 230 lbs., Deane hauled in 22 passes for 322 yards and four touchdowns. His freshman season, Deane tallied 14 catches, 127 yards and three touchdowns. Deane is rated the No. 4 junior college tight end nationally by 247sports.com and No. 67 overall in the JUCO rankings. Deane is a consensus top-100 JUCO recruit across all major recruiting services.



10

Steven Duncan
6-4, 235, r-Fr.
Quarterback
Ashley Ridge HS
Charleston, S.C.

2016 (Fr.): Duncan redshirted his first season on The Hill.

HS/Misc.: Steven Duncan prepped at Ashley Ridge High School under coach Kenneth Walker. As a senior, Duncan threw for over 3,000 yards and connected on 26 touchdown passes and was named to the All-Lowcountry second team. In 2014, the QB recorded 2,589 passing yards and 29 touchdowns. Duncan is ranked as a two-star prospect by Scout.com, Rivals.com and ESPN.com. Duncan is the first player from his high school to sign a scholarship to play at the FBS level.

**4**

Drew Eckels
6-3, 215, r-Jr.
Quarterback
Warner Christian Academy
Daytona, Fla.

2016 (r-So.) | 8/0: Eckels saw action in eight games and completed 6-of-12 pass attempts

for 118 yards. He threw his first collegiate touchdown pass at No. 1 Alabama, a 24-yard pass to Lucky Jackson in the fourth quarter. He added a second touchdown pass at Florida Atlantic, a three-yard toss to Quin Jernighan.

2015 (r-Fr.) | 1/0: Eckels got his first collegiate action in the fourth quarter of the North Texas game, completing his only pass attempt for 10 yards to Nacarius Fant on third down. Two plays prior, Eckels' first collegiate play, he scrambled for four yards before laying into a defender, resulting in a shoulder injury that would require surgery and sideline him the rest of the season.

2014 (Fr.): Eckels redshirted his first season on The Hill.

HS/Misc.: Eckels prepped at Warner Christian Academy for coach Steve Allen where he threw for 2,027 yards and 27 touchdowns as a senior and finished with a 20-4 record over his two seasons as a starter. ESPN's Recruiting Nation rated Eckels a three-star recruit and the No. 61 pro-style quarterback in the 2014 class. He was a two-star recruit by 24/7 Sports and ranked as the No. 104 pro-style quarterback in the country.

**64**

Dennis Edwards
6-1, 315, r-Jr.
Offensive Line
South Gwinnett HS
Snellville, Ga.

2017 Rimington Award Watch List 2015 Conference USA All-Freshman Team

2016 (r-So.) | 14/14: Edwards continued his strong play at guard for the Hilltoppers, starting all 14 games at right guard for the Hilltoppers. WKU finished the season rated as the No. 4 offensive line in all of college football by ProFootballFocus.com. For his part, Edwards was rated No. 31 among all guards nationally by the outlet. Behind Edwards, the Hilltoppers continued their offensive dominance as evidenced by the nation's No. 1 scoring offense in 2016, averaging 45.5 points per game. On the ground, WKU running backs flourished behind the offensive front and helped carry Anthony Wales to consecutive MVP awards in the C-USA Championship game and Boca Raton Bowl. Wales' 1,621 rushing yards marked the seventh-straight 1,000-yard rusher for WKU and his 27 rushing scores led the nation and set a new WKU single-season record.

2015 (r-Fr.) | 14/12: Edwards immediately assumed a starting role in WKU's offensive front, starting 12 games and appearing in all 14 at right guard for the Hilltoppers. Behind Edwards, WKU produced a sixth-straight 1,000-yard runner as well as breaking the single-season records for passing yards and total offense by team and individual (Brandon Doughty) for the third consecutive season.

2014 (Fr.): Edwards redshirted in his first season on The Hill.

HS/Misc.: Dennis Edwards prepped at South Gwinnett High School for coach John Small and was an Atlanta Journal Constitution first-team all-area player as well as an honorable mention all-state performer. The Gwinnett Daily Post named Edwards a first-team all-county player and the Georgia Athletic Coaches Association named him a North/South all-star as well as a Gwinnett County all-star. According to 247Sports.com, Edwards was a three-star prospect and the 19th best offensive center in the nation and a three-star prospect by Scout.com and a two-star prospect by Rivals.com.

**53**

Caleb Etheridge
6-2, 300, Fr.
Offensive Line
Mary Persons HS
Forsyth, Ga.

HS/Misc.: Caleb Etheridge joined the Hilltoppers by way of Mary Persons High School where he helped anchor the offensive

front for coach Brian Nelson. Etheridge, a Georgia Sports Writers Association All-State first team member in Class 4-A, led his team to a semifinal showing in the 2016 Georgia High School Association Class AAAA Playoffs before losing to eventual state champion Cartersville. Behind Etheridge, Mary Persons ranked sixth in all of Georgia's Class 4A in total rushing, tallying 2,965 total yards and eighth overall in yards per game at 228.1. The Bulldogs averaged 351.7 total yards per game, also good for eighth in the classification out of 43 schools. Etheridge was a two-star prospect in the 247Sports composite rankings.

**30**

Jordan Eubanks
5-11, 180, Fr.
Defensive Back
Flanagan HS
Pembroke Pines, Fla.

HS/Misc.: Jordan Eubanks prepped at Flanagan High School for coach Devin Bush, ranking No. 23 nationally and No. 4 in the

state of Florida among his position in the Class of 2016 by MaxPreps. Helped the Falcons defense hold its 14 opponents to only 90 points during the 2015 season, as the squad won the Class 8A state title over Osceola by a score of 26-7. Named to the 2015 All-Tourney Team by Elite Scouting Services, with 10 tackles - including 3.5 or loss - and 1.5 sacks.



1

Nacarius Fant
5-9, 185, Sr.
Wide Receiver
Bowling Green HS
Bowling Green, Ky.

2017 Preseason All-Conference USA (PR)

2017 Paul Hornung Award Watch List

2016 All-Conference USA First Team (PR)

2016 Phil Steele All-C-USA First Team (PR)

2016 (Jr.) | 9/8: Fant continued his strong performance as a versatile performer for the Hilltoppers and had a breakout season as a punt returner, picking up first team all-conference honors from both the league and Phil Steele. As a receiver, Fant tallied 29 receptions for 407 yards and a pair of touchdowns, including a 61-yard touchdown reception from Tyler Ferguson against Vanderbilt. Fant averaged 15.6 yards per punt return, good for fifth-best nationally and the best mark in Conference USA. Fant's return average was good for fourth-best in single-season history and his two punt return touchdowns (at Miami (Ohio) for 48 yards and vs. Houston Baptist for 50 yards) tied for the second-most in single season history. His punt return against Miami (Ohio) was the first punt return touchdown since 2012 for the program. For his career, Fant's 13.9 yards per punt return is second-best in program history heading into 2017.

2015 (So.) | 14/1: Fant did everything short of kick during his sophomore season on The Hill, as the only player to record a statistic rushing, passing, receiving and returning punts and kickoffs. He finished the year with 159 yards on 13 catches, 10 yards rushing on two attempts with one touchdown (Miami Beach Bowl) while going 2-for-3 for 76 yards passing with both completions - one to Taywan Taylor for 69 yards vs. Middle Tennessee and the other to Brandon Doughty for three yards against Florida Atlantic - going for touchdowns. Fant also added 37 punt return yards on four attempts and one seven-yard kickoff return. Fant's biggest sequence came in the Miami Beach Bowl's third quarter when he sparked the team, then ahead just 24-21, by rushing for a nine-yard touchdown to put WKU up 31-21. After a three-and-out by the defense, Fant returned the subsequent punt 37 yards to the USF 26-yard line, leading to a 26-yard touchdown pass to Jared Dangerfield on the next offensive play and 14 quick WKU points in a span of 1:45.

2014 (Fr.) | 4/0: Fant saw time in four games and caught his first collegiate pass for three yards at Middle Tennessee. He also appeared against LA Tech and UTEP, but did not record a statistic, and was the only non-quarterback to complete a pass for the Hilltoppers in 2014, a 25-yard wide receiver pass to Tyler Higbee at Marshall.

HS/Misc.: Three-time 5A state champion and the 2013 Kentucky Mr. Football, Fant had a standout career at Bowling Green High School for coach Kevin Wallace. Fant tallied 1,701 receiving yards and 25 touchdowns on 83 receptions as a senior and finished with 4,487 yards and 62 touchdowns on 227 career receptions. Fant holds every single-game, single-season and career receiving record at BGHS and ranks in the top-20 in eight individual categories in the KHSAA record book including: career touchdowns (53/4th), single-season touchdowns (24/t-7th), single-game touchdowns (4,t-7th),

career receptions (227/t-5th), single-season receptions (83/t-17th), single-game receptions (15/t-14th), career yards (4,473/3rd), and single-season yards (1,699/7th). The Purples were 53-3 during Fant's four-year career, another school record. Fant was named a second team All-American by Max Preps and a first-team All-State selection by the Associated Press. All four of the major recruiting services (Rivals, Scout, 247Sports and ESPN) rated Fant as a three-star prospect while 247Sports has him as the No. 7 player in the state.

FANT'S CAREER GAME-BY-GAME

2014	Rec	Yds	TD	Lg.
Middle Tennessee	1	3	0	3
Louisiana Tech	0	0	0	0
UTEP	0	0	0	0
Marshall	0	0	0	0
Totals	1	3	0	3

2015	Rec	Yds	TD	Lg.
Vanderbilt	0	0	0	0
Louisiana Tech	1	14	0	14
Indiana	0	0	0	0
Miami (Ohio)	1	4	0	4
Rice	3	58	0	30
Middle Tennessee	0	0	0	0
North Texas	4	56	0	23
LSU	2	6	0	15
Old Dominion	1	9	0	9
Florida Atlantic	0	0	0	0
FIU	0	0	0	0
Marshall	0	0	0	0
Southern Miss	0	0	0	0
South Florida	1	12	0	12
Totals	13	159	0	30

2016	Rec	Yds	TD	Lg.
Rice	5	44	1	16
Alabama	0	0	0	0
Miami (Ohio)	0	0	0	0
Vanderbilt	5	95	1	61
Houston Baptist	3	48	0	19
Louisiana Tech	6	91	0	23
Middle Tennessee	5	75	0	32
Old Dominion	3	31	0	14
FIU	2	23	0	15
Totals	29	407	2	61

CAREER TOTALS **43** **569** **2** **61**

FANT'S CAREER HIGHS

Receptions 6, at Louisiana Tech, 10/6/16
Receiving Yards 95, vs. Vanderbilt, 9/24/16
Touchdowns 1, 3x, last vs. Vanderbilt, 9/24/16



22

DeAndre Farris
5-10, 190, r-Jr.
Defensive Back
Collins HS
Shelbyville, Ky.

2016 (r-So.) | 11/0: Farris saw action in 11 games as a reserve defensive back, tallying 10 total

tackles (four solo) on the season. Farris also saw time on kickoff coverage units and helped the Hilltoppers to the No. 26 kickoff return defense nationally and second-best cover unit in Conference USA, allowing just 18.68 yards per return.

2015 (r-Fr.) | 13/0: Farris completed his conversion from offense to defense in 2015, seeing time in 13 games and tallying 13 tackles (nine solo) with one tackle for loss at North Texas (Oct. 15). Farris got his first career interception against Miami (Ohio) (Sept. 26). He was also a contributor on special teams, tallying seven kickoff coverage tackles, eighth-most among the team.

2014 (Fr.): Farris redshirted his first season on The Hill. Farris began his career as a wide receiver and converted to safety during the spring of 2015.

HS/Misc.: Farris came to The Hill after a state championship senior season at Martha Layne Collins High School with coach Jerry Lucas. Farris' 1,051 receiving yards and 682 rushing yards, with 31 total touchdowns, helped the Titans to a KHSAA 5A championship in 2013. Farris was an Associated Press first-team All-State performer as well as a member of the Lexington-Herald Leader's Class of the Commonwealth and a Best of the Bluegrass All-Star. Farris was a three-star prospect by Scout.com, ESPN.com, and Rivals.com while 247Sports.com rated Farris a two-star. He was the No. 14 prospect in Kentucky by 247Sports.com and the No. 7 prospect by ESPN.com.



32

D'Andre Ferby
6-1, 225, r-Jr.
Running Back
Ensworth HS
Smyrna, Tenn.

2016 Doak Walker Award Watch List
2015 Conference USA All-Freshman Team

2016 (r-So.) | 1/0: Ferby missed the season after sustaining an injury on his first carry of the season against Rice.

2015 (r-Fr.) | 13/4: Ferby was the thunder to WKU's one-two punch at running back in his first season of action. He finished his rookie campaign with All-Freshman team honors on the power of 650 yards on 164 carries with 11 touchdowns, the third-most among freshman running backs in the country. Ferby was particularly punishing in late game scenarios, routinely running over defenders on his way to converting 37 first downs and five fourth down conversions in eight

attempts. Ferby also caught nine passes for 33 yards and had a two-point conversion reception against Louisiana Tech while his season-long run of 35 yards came at LSU, setting up an eventual touchdown for the Hilltoppers. Ferby saw action in 13 of 14 games and earned four starts in consecutive games at Indiana, vs. Miami (Ohio), at Rice and vs. MT. Ferby's fourth-quarter run in the C-USA Championship Game, bowling over a Southern Miss defender, capped the contest with an exclamation point. He finished that game with a pair of touchdown runs on 21 attempts for 57 yards.

2014 (Fr.): Ferby redshirted in his first season on The Hill.

HS/Misc.: Ferby joined the Hilltoppers after winning a Division II 2A state championship at Ensworth High School with coach Ricky Bowers. In eight games, Ferby rushed for 1,322 yards and 22 touchdowns, pushing his career total to 2,151 yards and 28 touchdowns. Ferby was named the Division II-AA Tennessee Mr. Football and was a Tennessee Sportswriters Association first-team All-State performer. The Tennessee named Ferby to their first-time All-Midstate squad while 247Sports.com, Scout.com, ESPN.com, and Rivals.com all had Ferby as a three-star prospect. Ferby was the No. 34 prospect in Tennessee by ESPN.com and the No. 23 prospect by 247Sports.com.

FERBY'S CAREER GAME-BY-GAME				
2015	Rush	Yds	TD	Lg.
Vanderbilt	2	13	0	8
Louisiana Tech	14	39	1	7
Indiana	21	58	2	12
Miami (Ohio)	22	115	0	14
Rice	19	58	2	9
Middle Tennessee	8	33	1	7
LSU	6	40	0	35
Old Dominion	6	24	0	11
Florida Atlantic	12	92	0	22
FIU	8	12	3	3
Marshall	12	62	0	17
Southern Miss	21	57	2	14
South Florida	13	46	0	8
Totals	164	650	11	35
2016	Rush	Yds	TD	Lg.
Rice	1	1	0	1
CAREER TOTALS	165	651	11	35

GENERAL

HILLTOPPERS

2016 REVIEW

HISTORY

UNIVERSITY

OPPONENTS



60

Dylan Ferguson
6-1, 270, r-Jr.
Defensive Line
Bullitt East HS
Mt. Washington, Ky.

2016 (r-So.): Ferguson sustained an injury and did not see any action in 2016.

2015 (r-Fr.) | 1/0: Ferguson saw time in the Middle Tennessee game as a reserve offensive lineman.

2014 (Fr.): Ferguson redshirted his first season on The Hill.

HS/Misc.: Ferguson prepped at Bullitt East High School and helped his team to an 11-2 finish and appearance in the KHSAA 5A State Playoffs as an offensive and defensive tackle.



42

Kyle Fourtenbary
6-2, 240, r-Fr.
Tight End
Opelika HS
Opelika, Ala.

2016 (Fr.): Fourtenbary redshirted his first season on The Hill.

HS/Misc.: Kyle Fourtenbary helped Opelika High School to a 12-1 season as a senior with an appearance in the Alabama 6A State quarterfinals, where they lost their only game of the season under coach Brian Blackmon. He was named to the Alabama Offensive All-State Second Team by USA Today after tallying 472 yards and six touchdowns on 28 receptions. Fourtenbary is named a two-star prospect by Scout.com, Rivals.com and 247Sports.com, and the No. 81 player in Alabama by 247Sports while Scout rated Fourtenbary the No. 96 player in the state. As a junior, Fourtenbary tallied 510 yards and four touchdowns on 26 receptions.



14

Juwan Gardner
6-0, 195, r-Sr.
Defensive Back
duPont Manual HS
Louisville, Ky.

2016 (r-Jr.) | 14/6: Gardner returned from injury and played in all 14 games with six starts

including the final four games of the season. He finished the year with a career-best 35 tackles (20 solo) with four pass breakups and a half-tackle for loss at Marshall. With Gardner inserted in the starting lineup, the Hilltoppers allowed just 19.2 points per game, a completion percentage of just 54 percent, and a third-down conversion rate of 27 percent (23 of 86). He had a career and season-best five tackles in four

games (at LA Tech, at Middle Tennessee, at Marshall and vs. LA Tech) with all five tackles against MT registered as solo tackles. Gardner broke up two passes in the Conference USA Championship Game against LA Tech, a new career and season-best.

2015 (r-So.): Gardner missed the season due to injury.

2014 (r-Fr.): Gardner saw time in eight games on the season as a reserve defensive back, primarily at safety. He tallied four tackles (three solo) on the year with a season-high two coming in the season opener. Gardner's biggest moment of the season was a 96-yard interception return for touchdown against Old Dominion. It was the longest defensive touchdown in school history and ended a furious scoring rally between the offenses as WKU shutout the Monarchs in that fourth quarter. For that play, he was named the CFPA Honorable Mention National Defensive Back of the Week.

2013 (Fr.): Gardner redshirted his first season on The Hill.

HS/Misc.: Gardner intercepted six passes and returned three back for touchdowns in his final two years at duPont Manual leading the Crimson to a 9-3 season in 2011. Gardner had five interceptions in 2011 to lead the team in that category. The 6-1, 200-pound defensive back tallied 99 total tackles in his final two years at duPont Manual, including 55 stops in his senior season of 2012. Gardner was named an Honorable Mention All-State performer while also being mentioned as a 2012 Best of the Bluegrass All-Star. Gardner also used his athleticism in track, running for the Crimson track program.



98

Jaylon George
6-3, 275, Jr.
Defensive Line
NE Oklahoma A&M/ North
Clayton HS
Atlanta, Ga.

Before WKU: George came to WKU after two seasons at

Northeastern Oklahoma A&M including a redshirt season in 2015. George was third on the Golden Norsemen with 77 tackles and 9.5 sacks, while adding a team-best 12 tackles for loss in his redshirt freshman season in 2016. George had multiple sacks in five contests and multiple tackles for loss in three, and forced three fumbles. For his performance over the course of the 10-game season, he was named Honorable Mention All-SWJC Conference.

HS/Misc.: Prior to NEO, George prepped at North Clayton High School where he earned second team All-Region 4-AAA as a defensive lineman. He tallied 16 total tackles, two sacks and two interceptions during his senior season where he played both offensive guard and defensive tackle.



21

Jordon Gonzalez
5-11, 175, r-So.
Defensive Back
duPont Manual HS
Louisville, Ky.

2016 (r-Fr.): Gonzalez did not see any action as a redshirt freshman.

2015 (Fr.): Gonzalez redshirted his first season on The Hill.

HS/Misc.: Gonzalez enjoyed an All-State second team season at Manual High School in Louisville for coach Oliver Lucas. As a senior, Gonzalez had 35 tackles (29 solo) to go along with a pair of sacks, eight pass breakups and one interception, helping his squad to an 8-4 mark in 2014 and the No. 5 rated team in Kentucky. Gonzalez was also the team's primary kick returner, tallying a team-high 498 yards on the season. Gonzalez was ranked as the No. 21 player in the state of Kentucky by 247sports.



9

Drell Greene
5-11, 200, Jr.
Defensive Back
Bacon County HS
Alma, Ga.

2016 (So.) | 13/6: Greene saw his role in the secondary increase as a true sophomore in 2016,

appearing in 13 of 14 games with the first six starts of his career, including a stretch of five-straight beginning at Miami (Ohio). Greene finished the season with 24 total tackles (12 solo) to go along with 1.5 tackles for loss and a sack against Vanderbilt. Also against the Commodores, Greene partially blocked a punt attempt, his first blocked kick of his career and WKU's first blocked punt since 2013 at Tennessee. Greene had a career-day in his first collegiate start, registering five tackles (four solo) at Miami. He had at least one tackle in 11 of his 13 games including time on special teams.

2015 (Fr.) | 11/0: Greene was the lone freshman to see action in 2015 for the Hilltoppers, appearing in the final 11 games, beginning with Miami (Ohio). Greene primarily saw time on special teams, tallying 12 total tackles (nine solo) including a season-high four (two solo) at FIU (Nov. 21). Of Greene's 12 tackles, 11 came on kickoff coverage, second-most among all players.

HS/Misc.: Greene prepped at Bacon County High School and was a two-star rated recruit by 247Sports.com and Rivals.com. Greene played running back, quarterback and defensive back in high school and also starred on the basketball court. Greene was also named one of the most overlooked high school seniors in the state of Georgia by the Atlanta Journal-Constitution.



77

Hunter Holland
6-2, 285, r-So.
Offensive Line
Buford HS
Buford, Ga.

2016 (r-Fr.): Holland suffered a preseason injury and did not see any action as a redshirt freshman.

2015 (Fr.): Holland redshirted his first season on The Hill.

HS/Misc.: Holland prepped at Buford High School in Georgia where he was Georgia Class 4A All-State First Team player by the Atlanta Journal-Constitution and Georgia Sportswriters Association for coach Jess Simpson, who was also named the Coach of the Year for the classification by both publications. Holland helped anchor a line that led his team to a perfect 15-0 record and a GHSA 4A State Championship, including a dominant 55-10 victory in the championship game and a No. 7 national ranking in the final Super 25 by *USA Today*.



44

Ben Holt
5-10, 220, r-So.
Running Back
Bowling Green HS
Bowling Green, Ky.

2016 (r-Fr.) | 14/2: Holt saw action in all 14 games as a redshirt freshman, picking up

two starts at Miami (Ohio) as a fullback and in the Boca Raton Bowl as a linebacker. He served as WKU's only consistent two-way player in 2016 as the team's No. 1 fullback and a reserve outside linebacker. He tallied 39 tackles (18 solo) on the year with a career-best seven tackles (three solo) against Houston Baptist. He added a pair of half-tackles for loss against HBU and at Marshall and recovered a fumble against FIU to setup a score. Holt also intercepted one pass against Old Dominion and had three pass breakups (Rice, HBU and Memphis). Offensively, he had one carry for a yard against HBU. Of the 11 main defensive categories, Holt was one of only three players, and the only non-senior, to record a statistic in seven categories.

2015 (Fr.): Holt redshirted his first season on The Hill. As a scout team contributor, Holt routinely rotated between working as a full back and linebacker

HS/Misc.: Holt prepped at Bowling Green High School for coach Kevin Wallace where he played primarily linebacker and full back. Holt tallied 95 tackles, 35 tackles for loss and 18 sacks. Holt garnered First Team All-State honors from the *Associated Press* as a defensive lineman. He was also named the Class 5-A District Two Player of the Year by the Kentucky Football Coaches Association. Holt is the son of former defensive coordinator Nick Holt and younger brother of former two-year starter at middle linebacker Nick Holt.



68


Parker Howell
6-4, 290, r-So.
Offensive Line
Christ Presbyterian
Nashville, Tenn.

2016 (r-Fr.) | 5/0: Howell appeared in five games as a reserve offensive tackle for the

Hilltoppers, appearing for the first time in the Red and White at No. 1 Alabama. Howell also saw time against Houston Baptist, Old Dominion, North Texas and at Marshall.

2015 (Fr.): Howell redshirted his first season on The Hill.

HS/Misc.: Howell was a two-way player, both at offensive tackle and defensive end, for CPA in Nashville under coach Ingle Martin. Howell helped lead CPA in the trenches to a perfect 15-0 record and the TSSAA Class 3A Championship and was named the TSSAA Class AA Mr. Football Lineman of the Year. He registered 74 knockdown blocks and added 22 tackles with four tackles for loss and three sacks on defense. Behind his line, CPA rushed for 3,139 yards on the season with 48 touchdowns, and Howell kept a clean pocket, allowing for quarterbacks to throw for 2,036 yards, 32 touchdowns to just four interceptions, scoring 41.5 points per game. Howell was rated a three-star prospect by 247Sports.com and the No. 38 prospect overall in the state.



4

Joel Iyiebuniwe
6-1, 230, r-Jr.
Linebacker
South Warren HS
Bowling Green, Ky.

PRONOUNCED:
Jo-EI, Ee-Yay-Boo-Nee-Way

2016 C-USA Third Team (Phil Steele)
2016 C-USA Honorable Mention

2016 (r-So.) | 14/14: Iyiebuniwe saw his role increase dramatically in 2016, starting all 14 games at outside linebacker for the Hilltoppers. He finished the year with 64 total tackles (39 solo), the fourth-most on the team and most among underclassmen. He added 10 tackles for loss, one of four Hilltoppers to record double-digit TFL numbers and one of two linebackers, which included 3.5 sacks. Iyiebuniwe led the team at No. 1 Alabama with 10 tackles (seven solo). At Miami (Ohio), he forced his first career fumble and added five quarterback hurries and three pass breakups.

2015 (r-Fr.) | 14/0: Iyiebuniwe was a major contributor on special teams and as a reserve linebacker as a redshirt freshman, tallying 19 total tackles (14 solo) including a season-high five (three solo) against Miami (Ohio). He appeared in all 14 games and got his first sack and tackle for loss at North Texas, a two-yard loss. Iyiebuniwe record six total special teams tackles, five coming off kickoff coverage.

2014 (Fr.): Iyiebuniwe played in the first three games of the season before an injury sidelined him for the remainder of the year. He was granted a medical hardship waiver.

HS/Misc.: Iyiebuniwe was the No. 12 prospect in the Bluegrass by 247Sports.com and came to WKU from South Warren High School under the coaching of Mark Nelson. Though his 2013 season was cut short, Iyiebuniwe tallied 23 tackles, one interception and scored six touchdowns in four games. In 2012, he tallied 64 tackles, three interceptions and four touchdowns. Iyiebuniwe was a two-star prospect by Scout.com, Rivals.com and 247Sports.com.

IYIEGBUNIWE'S CAREER GAME-BY-GAME

2014	U-A-T	TFL	Sack	INT	FF-FR
Bowling Green	1-0-1	0-0-0	0-0-0	0	0-0
Illinois	0-0-0	0-0-0	0-0-0	0	0-0
Middle Tennessee	0-0-0	0-0-0	0-0-0	0	0-0
Totals	1-0-1	0-0-0	0-0-0	0	0-0

2015	U-A-T	TFL	Sack	INT	FF-FR
Vanderbilt	1-0-1	0-0-0	0-0-0	0	0-0
Louisiana Tech	2-0-2	0-0-0	0-0-0	0	0-0
Indiana	2-1-3	0-0-0	0-0-0	0	0-0
Miami (Ohio)	3-2-5	0-0-0	0-0-0	0	0-0
Rice	0-0-0	0-0-0	0-0-0	0	0-0
Middle Tennessee	1-0-1	0-0-0	0-0-0	0	0-0
North Texas	1-0-1	1-0-2	1-0-2	0	0-0
LSU	1-0-1	0-0-0	0-0-0	0	0-0
Old Dominion	0-0-0	0-0-0	0-0-0	0	0-0
Florida Atlantic	0-0-0	0-0-0	0-0-0	0	0-0
FIU	3-1-4	0-0-0	0-0-0	0	0-0
Marshall	0-0-0	0-0-0	0-0-0	0	0-0
Southern Miss	0-0-0	0-0-0	0-0-0	0	0-0
South Florida	0-1-1	0-0-0	0-0-0	0	0-0
Totals	14-5-19	1-0-2	1-0-2	0	0-0

2016	U-A-T	TFL	Sack	INT	FF-FR
Rice	2-0-2	1-0-1	0-0-0	0	0-0
Alabama	7-3-10	1-0-6	1-0-6	0	0-0
Miami (Ohio)	2-2-4	2-0-13	1.5-12	0	1-0
Vanderbilt	7-1-8	3-0-13	1-0-6	0	0-0
Houston Baptist	1-2-3	0-0-0	0-0-0	0	0-0
Louisiana Tech	0-1-1	0-0-0	0-0-0	0	0-0
Middle Tennessee	4-1-5	0-0-0	0-0-0	0	0-0
Old Dominion	1-1-2	0-0-0	0-0-0	0	0-0
Florida Atlantic	3-2-5	0-0-0	0-0-0	0	0-0
FIU	3-3-6	1.5-2	0-0-0	0	0-0
North Texas	2-0-2	0-0-0	0-0-0	0	0-0
Marshall	2-7-9	1-0-6	0-0-0	0	0-0
Louisiana Tech	5-2-7	0.5-3	0-0-0	0	0-0
Memphis	0-0-0	0-0-0	0-0-0	0	0-0
Totals	39-25-64	10-44	3.5-24	0	1-0

CAREER TOTALS 54-30-84 11-46 4.5-26 0 1-0

IGGY'S CAREER HIGHS

Tackles	10, at Alabama, 9/10/16
Tackles for Loss	3.0, vs. Vanderbilt, 9/24/16
Sacks	1.5, at Miami (Ohio), 9/17/16
Forced Fumbles	1, at Miami (Ohio), 9/17/16



10

A.J. Jackson
5-11, 175, r-So.
Defensive Back
Seneca HS
Louisville, Ky.

2016 (r-Fr.) | 6/0: Jackson made an immediate impact in his redshirt freshman season,

appearing in six games as a reserve defensive back. In his first game as a Hilltopper, the 2016 season opener against Rice, Jackson picked off his first career pass in the endzone to thwart an Owl scoring drive in the fourth quarter. He finished the year with two tackles as well as three pass breakups and four passes defended.

2015 (Fr.): Jackson redshirted his first season on The Hill.

HS/Misc.: Aldwin "AJ" Jackson prepped at Seneca High School where he played for coach Lavell Boyd. Jackson was rated the No. 8 player in Kentucky by 247Sports.com, the No. 1 corner in the state and No. 13 corner in the Midwest region by Scout.com. Jackson earned Courier-Journal First Team All-State honors and Associated Press All-State honorable mention honors and participated in the Kentucky-Tennessee Border Bowl where he recovered one fumble and had an interception as well as the 2014 Best of the Bluegrass All-Star game. He combined for 13 interceptions over his junior (10) and senior (3) seasons and returned five for touchdowns.



17

Canon Jackson
6-1, 220, r-So.
Defensive Back
Trinity HS
Louisville, Ky.

2016 (r-Fr.) | 1/0: Jackson saw time in the Old Dominion game as a reserve defensive back,

tallying one solo tackle.

2015 (Fr.): Jackson redshirted his first season on The Hill.

HS/Misc.: Jackson prepped at Trinity High School in Louisville for coach Bob Beatty where he played primarily safety and helped lead his team to a 6A KHSAA State Championship, concluding with a 47-14 victory over Dixie Heights.



11

Lucky Jackson
6-1, 185, r-So.
Wide Receiver
Lafayette HS
Lexington, Ky.

2016 (r-Fr.) | 14/6: Jackson emerged as one of WKU's future stars at wide receiver as a redshirt

freshman, contributing behind veterans Taywan Taylor, Nicholas Norris and Nacarius Fant. He tallied 395 yards on 26 catches to go along with two touchdowns on the year. His 395 yards were fourth-most on the team while his 15.2 yards per catch average was third-best. Jackson caught WKU's lone touchdown from Drew Eckels in the fourth quarter at Alabama, a 24-yard score, and added a 54-yard touchdown reception at FAU. He also added two rushes for 14 yards and a 20 yard kickoff return. Jackson had a season-high five catches against FIU and a season-high in yardage with 83 at FAU where he tallied the 54-yard score. He had multiple receptions in eight of his 14 appearances including the final seven as he came on strong at the end of the season.

2015 (Fr.): Jackson redshirted his first season on The Hill.

HS/Misc.: Dontavian "Lucky" Jackson prepped at Lafayette High School in Lexington for coach Eric Shaw, helping the team to a 9-4 overall record and Courier-Journal All-State First Team and Associated Press All-State Second Team honors as a wide receiver. Jackson was also named the District 8 Player of the Year and participated in the Best of the Bluegrass All-Star game. During his senior season, Jackson tallied 49 receptions for 1,018 yards and 14 touchdowns. Jackson was rated the No. 20 prospect in Kentucky by 247Sports.com and was named to the Lexington Herald-Leader's Class of the Commonwealth team.

JACKSON'S CAREER GAME-BY-GAME

2016	Rec	Yds	TD	Lg.
Rice	1	54	0	54
Alabama	2	45	1	24
Miami (Ohio)	0	0	0	0
Vanderbilt	0	0	0	0
Houston Baptist	1	3	0	3
Louisiana Tech	0	0	0	0
Middle Tennessee	1	11	0	11
Old Dominion	3	41	0	25
Florida Atlantic	3	83	1	54
FIU	5	57	0	16
North Texas	2	24	0	15
Marshall	3	27	0	17
Louisiana Tech	3	24	0	11
Memphis	2	26	0	18
Totals	26	395	2	54

CAREER TOTALS 26 395 2 54



16

Quin Jernighan
6-3, 210, r-So.
Wide Receiver
LaVergne HS
LaVergne, Tenn.

2016 (r-Fr.) | 8/1: Jernighan returned from an injury in fall camp to appear in the final eight

games of the season and earn his first career start in the season finale against Memphis in the Boca Raton Bowl. He finished the season with five catches for 59 yards and one touchdown reception, a three-yard catch at Florida Atlantic. Jernighan had receptions in five of his eight appearances and a season-long of 20 against North Texas.

2015 (Fr.): Jernighan redshirted his first season on The Hill.

HS/Misc.: Jernighan prepped at LaVergne High School where he played for coach Stanton Stevens, tallying 25 receptions, 424 yards and five touchdown receptions, all team highs, to go along with 192 kick return yards and a 96 yard kick return touchdown. Jernighan was named a Daily News Journal All-Area second team member. He was a three-star signee by Rivals.com, ESPN, and 247Sports.com and was rated as the No. 20 player in Tennessee and No. 82 wide receiver nationally by 247Sports.com.



67

Seth Joest
6-3, 300, r-Fr.
Offensive Line
Woodford County HS
Versailles, Ky.

2016 (Fr.): Joest redshirted his first season on The Hill.

HS/Misc.: Seth Joest starred on the offensive line for the Woodford County High School football team under coach Dennis Johnson. Joest was rated a three-star prospect by Scout.com and the No. 2 offensive guard prospect in the state, the No. 21 prospect in the state and a two-star by Rivals.com and 247sports.com. Behind Joest, the Yellowjackets rushed for 2,487 yards and 30 touchdowns in 2015.



3

Chris Johnson
6-1, 285, Sr.
Defensive Line
Mississippi Gulf Coast CC/
Gulfport HS
Gulfport, Miss.

2017 Preseason All-Conference USA
2016 C-USA Third Team (Phil Steele)
2016 C-USA Honorable Mention

2016 (Jr.) | 14/14: Johnson was an immediate impact on the interior of the defensive line as soon as he stepped on campus, starting all 14 games and picking up All-Conference USA Honorable Mention honors along the way. Johnson tallied 43 stops (20 solo) as well as 12.5 tackles for loss, the most among defensive linemen and second-most among all Hilltopper defenders. Paired with Omarius Bryant, Johnson helped contribute to the nation's No. 2 rated rushing defense, allowing opponents just 97.2 yards per game, behind only national runner-up Alabama. The Hilltoppers and Crimson Tide were the only two teams in the country to hold teams under 100 rushing yards per game. Johnson had career days against Marshall and Houston Baptist, tallying five stops in both games but exploded against Vanderbilt, tallying four tackles, all behind the line of scrimmage. He had a pair of sacks at Miami (Ohio).

Before WKU: Johnson came to The Hill after spending two seasons in junior college at Mississippi Gulf Coast Community College with coach Chad Huff. As a sophomore at MGCCC, the 6-foot-2, 290 lbs., Johnson tallied 37 tackles and six tackles for loss to go along with a 41-yard fumble recovery for a touchdown. In his freshman season, Johnson piled up 25 tackles, one for loss and an interception. MGCCC went 16-5 over the past two seasons with Johnson appearing in all 21 games. Johnson was a three-star rated prospects from 247Sports.com and the No. 20 junior college defensive tackle in the nation in the class of 2016. Rivals.com rates Johnson as a two-star prospect. As a prep star at Gulfport High School for coach Eddie Pierce, Johnson tallied 76 tackles, three for loss, including a career-best 46 tackles during his senior campaign.



23

Justin Johnson
6-7, 255, r- Jr.
Tight End
Perry County Central HS
Hazard, Ky.

Spring 2017 (Jr.): Johnson joined the team during the spring participated in spring

practices at tight end.

On the basketball court: Johnson started 58 games over his three-year career on the hardwood for the Hilltoppers, averaging career numbers of 25.5 minutes per game, 11.5 points per game and 7.2 rebounds per game. At the conclusion of the 2016-17 campaign, Johnson ranked No. 36 on WKU's all-time scoring list. He was an All-Conference USA Second Team honoree as a junior in 2016-17 when he led the Hilltoppers in both scoring (14.5) and rebounding (9.4) while also leading C-USA in double-doubles and rebounding. He became the first Hilltopper to lead the team in both scoring and rebounding in consecutive years since Chris Marcus in 2000-02. He was just one of 17 players nationally to average at least 14 points, nine rebounds and two assists per game in 2016-17.

JOHNSON'S CAREER ON THE HARDWOOD

	GP/GS	Min.	Pts.	Rbd	FG%
2014-15	31/1	15.5	4.8	4.1	.504
2015-16	34/26	28.9	14.9	7.9	.602
2016-17	32/31	31.4	14.5	9.4	.523
CAREER	97/58	25.5	11.5	7.2	.553



1

Leverick Johnson
6-0, 185, Sr.
Defensive Back
Northwestern HS
Miami, Fla.

2016 (Jr.) | 14/6: Johnson took over as WKU's primary nickelback as a junior, seeing action in all 14

games and starting six, including his first career start at Miami (Ohio). Johnson responded to the new workload with 45 tackles (32 solo) to go along with two tackles for loss (both in the Boca Raton Bowl) as well as a pair of interceptions against Vanderbilt (returned for 10 yards) and FIU (returned 61 yards for a touchdown). Johnson added eight pass breakups including three at Miami in his first start. Johnson set a career-high for tackles at Middle Tennessee with nine (seven solo) and had three or more tackles in seven games, including eight at Louisiana Tech and six in the bowl game.

2015 (So.) | 12/0: Johnson tallied 16 tackles (12 solo) including a season-high four - also matching his career bests - at Rice and at North Texas. Johnson saw action in 12 games and did not appear at Vanderbilt or Indiana. Primarily contributing as a nickelback and special teams gunner, Johnson tallied four kickoff return tackles.

2014 (Fr.) | 11/0: Johnson appeared as a special teams ace and reserve safety/nickelback, tallying 20 tackles (15 solo) with one tackle for loss and one pass breakup. He recorded his first career tackle for loss at LA Tech and racked up a career-high four tackles vs. UAB.

HS/Misc.: Johnson led Miami Northwestern to a 9-3 season in 2012, leading a secondary that did its part in allowing only 12 points per game on the year. Johnson and the Bulls defense held seven of their 12 opponents to single-digit scoring outputs in 2012, which included a pair of shutouts. Johnson was mentioned in a listing of the top cornerbacks in the state of Florida by 247Sports.com following a senior season in which he recorded 50 total tackles, with five interceptions and 12 pass break-ups.

GENERAL

HILLTOPPERS

2016 REVIEW

HISTORY

UNIVERSITY

OPPONENTS



41

Juwuan Jones
6-3, 235, Fr.
Linebacker
Lanier HS
Sugar Hill, Ga.

HS/Misc.: Juwuan Jones joins the program after an all-state career at Lanier High School for coach

Korey Mobbs. A first team all-state selection in Georgia's 6A classification by the Georgia Sports Writers Association, Jones built a legacy at Lanier with 136 tackles, 15 tackles for loss and three sacks, as a senior. During his junior season, Jones tallied 120 tackles including six for loss to earned second team all-state honors from the Associated Press. Jones helped his Longhorns to an appearance in the GHSA playoffs each of the past three seasons. A three-star recruit in the 247Sports composite rankings, Jones is the No. 29 inside linebacker nationally by Rivals.com and No. 7 in the state of Georgia by Scout.com.



43

Carson Jordan
6-2, 255, Jr.
Defensive Line
Mississippi Gulf Coast CC/
Hancock HS
Poplarville, Miss.

Before WKU: Jordan came to WKU after two seasons at

Mississippi Gulf Coast Community College. Jordan improved from 22 tackles in his freshman season to 46 as a sophomore, while adding two sacks and five tackles for loss for the Bulldogs, including at least one takedown behind the line of scrimmage in four consecutive games. He earned All-MACJC South Division Second Team honors in 2016.

HS/Misc.: Jordan played for head coach Rocky Gaudin at Hancock High School, where he accumulated 90 tackles, four sacks and nine tackles for loss as a senior. He participated in the Bernard Blackwell All-Star Game and was a member of the 2013-14 All-Sea Coast Echo Team.



91

Trae Jones
6-0, 300, r-Sr.
Defensive Line
Chattahoochee County HS
Cusseta, Ga.

2016 (r-Jr.): Jones did not see any action in 2016.

2015 (r-So.): Jones did not see

any action in 2015.

2014 (r-Fr.): Jones appeared in five games in the 2014 season. He tallied a pair of tackles in his debut at FAU. Jones posted one tackle in a win over UTSA.

2013 (Fr.): Jones redshirted during his first season on The Hill.

HS/Misc.: Jones prepped at Chattahoochee County High School for coach Josh Kemp, earning 2012 Ledger-Enquirer All-Bi-City football team honorable mention honors. He was also named to the AA Region 5 second team by MaxPreps.com. Jones tallied 81 tackles (41 solo), 13 tackles for loss and three sacks as a senior.



2

Devon Key
6-1, 205, r-Fr.
Defensive Back
Bryan Station HS
Lexington, Ky.

2016 (Fr.): Key redshirted his first season on The Hill.

HS/Misc.: In his prep career at Bryan Station, Devon Key played both defense and offense and finished his senior season in the top 15 in receiving yards per game with 55.0 in the state. He had 31 receptions with 591 yards and nine touchdowns on the season to rank him as a top 15 scorer in the state. Key was named to the Associated Press All-State First Team, Second Team All-State by USA Today and the All-City Defense First Team by the Lexington Herald-Leader in 2015. The Lexington, Ky., native was also named to the Class of the Commonwealth as a senior. Key is ranked as a two-star prospect by 247sports.com, Scout.com, Rivals.com and the No. 17 player in Kentucky by 247Sports.

**31**

Antwon Kincade
5-11, 190, Fr.
Defensive Back
Valdosta HS
Valdosta, Ga.

HS/Misc.: Antwon Kincade brings a Georgia 6A State Championship to The Hill after his Valdosta


Wildcats won the 2016 Georgia High School Association championship this past season. Kincade produced a first team all-state season for coach Alan Rodemaker as the Wildcats went 14-2. Kincade tallied 90 total tackles (73 solo) as a senior. Kincade is a two-star rated prospect by both Scout.com and Rivals.com.

**9**

Xavier Lane
6-4, 200, r-Fr.
Wide Receiver
Carver HS
Montgomery, Ala.

2016 (Fr.): Lane redshirted his first season on The Hill.

HS/Misc.: Xavier Lane prepped at Carver High School under coach Billy Gresham. Lane is ranked as three-star prospect by Rivals.com, 247Sports.com and Scout.com. Lane was tabbed at the No. 3 wide receiver and No. 14 player overall in Alabama by Scout.com after tallying 729 yards on 43 receptions as a senior. The receiver was named to the Class 6A Honorable Mention All-State team by the ASWA his senior season and played in the Alabama-Mississippi All-Star game. Lane was named to the Montgomery Advertiser first team All-Metro.

**82**

Kris Leach
6-6, 225, Fr.
Tight End
Liberty HS
Beaeton, Va.

HS/Misc.: Kris Leach prepped at Liberty High School for coach Sean Finnerty and comes to The

Hill after a standout Virginia prep career. Leach picked up All-Region 4A honorable mention honors from the Northern Virginia Daily as well as All-Conference 22 first team honors at tight end as voted on by the coaches in Conference 22.

**96**

Julien Lewis
6-3, 300, r-Jr.
Defensive Line
Bob Jones HS
Madison, Ala.

2016 (r-So.) | 14/0: Lewis appeared in all 14 games as a sophomore, tallying 16 tackles

(five solo) and 1.5 tackles for loss with a half-sack. He forced a pair of quarterback hurries, a fumble in the Boca Raton Bowl and blocked an extra point attempt at Marshall which was returned by Joe Brown for two points. Lewis recorded three tackles against Houston Baptist and FAU and his half-sack came against FIU. Lewis was also instrumental in the extra point and field goal block teams, helping the Hilltoppers blocked three kicks from that formation all season.

2015 (r-Fr.) | 1/0: Lewis saw time in one game, vs. Miami (Ohio), but did not record a tackle.

2014 (Fr.): Lewis redshirted his first season on The Hill

HS/Misc.: Lewis came to The Hill after helping Bob Jones High School to an Alabama 6A state playoffs quarterfinals appearance. Lewis was named an Alabama Sportswriters Association Honorable Mention All-State performer and a first-team All-Tennessee Valley performer as he tallied 69 tackles, including 20 for loss and seven sacks. Lewis was a two-star prospect by Scout.com and Rivals.com.

**34**

Teawonn Ligon
5-9, 185, r-Fr.
Running Back
Central HS
Louisville, Ky.

2017 (r-Fr.): Ligon joined the team via walk-on tryouts in the spring and went through spring

practices with the Hilltoppers.

HS/Misc.: Ligon prepped at Central High School, joining fellow Hilltopper Deon Yelder, where he played for coach Ty Scroggins and ranked as the No. 22 running back in the state of Kentucky by MaxPreps.



43

Marcelis Logan
5-8, 180, r-Jr.
Running Back
Benedict College/
Lexington Catholic HS
Lexington, Ky.

2016 (r-So.): Logan did not see any time during his first season

on The Hill.

Before WKU: Logan spent the 2015 season at Benedict College. He tallied 15 rushes for 40 yards and three total receptions.

HS/Misc.: Logan prepped at Lexington Catholic where he was a three-star prospect by ESPN and the No. 9 overall player in the state. During his senior season in 2013, he led Lexington Catholic in rushing with 108 rushes for 776 yards and 15 touchdowns while adding another 385 yards on 32 catches through the air. That year, he helped his team to a semifinal showing in the 2013 KHSAA playoffs before falling to eventual state champion Highlands.



55

Jalen Madden
6-1, 315, r-Fr.
Defensive Line
Northridge HS
Tuscaloosa, Ala.

2016 (Fr.): Madden redshirted his first season on The Hill.

HS/Misc.: Madden prepped at Northridge High School under coach Michael Smith. He led the Jaguars to a 9-3 record and to the second round of the Class 6A playoffs as a senior. He recorded 37 tackles, 6.5 for loss, and had two sacks. Madden was ranked as a three-star prospect by 247sports.com and Scout.com while Rivals.com rated Madden a two-star prospect. Scout rated Madden as the No. 5 defensive tackle in Alabama while 247Sports rated him as the No. 74 player in the state.



13

DeAngelo Malone
6-3, 210, Fr.
Defensive Line
Cedar Grove HS
Ellenwood, Ga.

HS/Misc.: DeAngelo Malone brings a state championship from the Georgia High School

Association's 3A division to The Hill after spending his prep career at Cedar Grove under coach Jermaine Smith. Malone racked up 49 tackles, including eight tackles for loss his senior

year. He helped the Saints to a 13-2 record and GHSA 3A state title as they took down Greater Atlanta Christian, 30-19. As a senior, Malone picked up Georgia Sports Writer Association All-State first team honors as a defensive lineman as well as All-Metro honors from the Atlanta Journal Constitution. Malone was a three-star prospect in the 247Sports composite rankings and a top-200 player in the state of Georgia by the service.



19

C.J. Marria
6-4, 225, Fr.
Defensive Line
Jonesboro HS
Jonesboro, Ga.

HS/Misc.: Calder "C.J." Marria, Jr., came to The Hill via Jonesboro High School where he played

under coach De'Timothy Floyd. Marria picked up All-Region 4 6A honors as a senior at defensive line for his play on the field which included 22 tackles for loss, two sacks and a pair of pass breakups by the Atlanta Journal Constitution. A two-sport star, including basketball, Marria was a consensus three-star prospect across all major recruiting services and the No. 97 player out of Georgia for the 2017 class by 247Sports.



61

Jordan Meredith
6-2, 280, r-Fr.
Offensive Line
Bowling Green HS
Bowling Green, Ky.

2016 (Fr.): Meredith redshirted his first season on The Hill.

HS/Misc.: Meredith prepped at Bowling Green High School for coach Kevin Wallace and won a 2015 KHSAA 5A State Championship with the Purples. That season, the Purples finished with the No. 3 scoring offense in 5A (38.3 points per game) and the No. 4 passing offense at 194 yards per game as they went 14-1 on the year. Meredith was a two-star prospect in the 247Sports composite ratings and the No. 22 prospect in Kentucky.



27

Martavius Mims
6-1, 205, r-Jr.
Defensive Back
Muscle Shoals HS
Muscle Shoals, Ala.

2016 (r-So.) | 10/1: Mims appeared in the first 10 games of the season, drawing a start

against Middle Tennessee, before sustaining a season-ending injury. Mims tallied 11 tackles (six solo) and broke up a pair of passes, one at No. 1 Alabama and one at FAU. He had multiple tackles in four games including Alabama, LA Tech, Old Dominion and FIU.

2015 (r-Fr.) | 8/1: Mims saw action in eight games as a redshirt freshman, drawing his first start against Louisiana Tech at free safety. He tallied 10 tackles (nine solo) on the year with season-best two tackle performances against Vanderbilt, LA Tech, Rice and North Texas.

2014 (Fr.): Mims redshirted his first season on The Hill

Before WKU: Mims joined WKU from Muscle Shoals High School, the Alabama 5A state runner-up. Mims was an Alabama Sportswriters Association Honorable Mention All-State performer and Times Daily first-team All-Area player as well as second-team All-Tennessee Valley. In 2013, he tallied 49 tackles and five interceptions and also scored four touchdowns. Mims was the No. 65 prospect in Alabama by 247Sports.com and a two-star prospect by Scout.com, Rivals.com and 247Sports.com.



76

Preston Mixon
6-4, 300, Fr.
Offensive Line
Jefferson Davis HS
Montgomery, Ala.

HS/Misc.: Preston Mixon came to The Hill via Jefferson Davis High School where he played for

coach Lee Carter. A participant in the prestigious Alabama-Mississippi All-Star game on Dec. 10 in his hometown of Montgomery, Ala., Mixon helped his offense average 310 yards of total offense per game over an 11-game season and helped to anchor an offensive front which produced a pair of 400-yard rushers. Mixon was ranked as a three-star prospect by 247sports.com and ESPN, a two-star by Rivals.com and Scout.com and a top-170 offensive tackle nationally and top-100 player in the state of Alabama.



50

Der'Quione Mobley
6-1, 240, r-Jr.
Linebacker
Central HS
Louisville, Ky.

2016 (r-So.) | 10/0: Mobley appeared in 10 games as a sophomore reserve linebacker,

tallying six tackles on the season including four in the season opener against Rice. Mobley added a half-tackle for loss against Houston Baptist as well as a quarterback hurry.

2015 (r-Fr.): Mobley did not see any time during the season.

2014 (Fr.): Mobley redshirted his first season on The Hill.

HS/Misc.: Mobley came to WKU after prepping under head coach Tyrnan Scroggins at Central High School in Louisville, where he helped the Yellow Jackets to consecutive Kentucky Class 3A State Championships in 2011 and 2012. Mobley was a part of a defense that helped Central to a combined 25 victories during those two seasons before a trip to the playoffs in his senior campaign with a 9-4 mark.



22

Jakairi Moses
5-9, 185, Fr.
Running Back
William T. Dwyer HS
Palm Beach Gardens, Fla.

HS/Misc.: Jakairi Moses prepped at William T. Dwyer High School under coach Jack Daniels.

During his junior year campaign, he posted 144 carries, 1,073 yards and 10 touchdowns while averaging 119.2 yards per game. Moses his senior year tallied 64 carries, 621 yards and seven touchdowns. The all-purpose back also racked up 203 receiving yards and two receiving touchdowns out of the backfield in his career for the Gators. Moses is rated a two-star on 247sports.com, scout.com and rivals.com. He is considered the 133rd-best running back in the country and the 374th-best overall prospect in the state of Florida. He carries a 3.5 GPA into his senior season.



6

Devin Nixon
6-0, 190, r-So.
Wide Receiver
Viera HS
Melbourne, Fla.

2016 (r-Fr.) | 2/0: Nixon appeared in two games as a redshirt freshman, against

Houston Baptist and North Texas.

2015 (Fr.): Nixon redshirted his first season on The Hill.

HS/Misc.: Nixon prepped at Viera High School, helping his team to a 9-1 overall record in 2014 and picking up an invitation to the Central Florida All-Star game in the process. Nixon was a 2014 Central Florida All-Star and a 2014 FACAC All-District first teamer. He was an All-Space Coast honorable mention selection and was rated as the No. 188 athlete in the nation by 247Sports.com.



69

Matt Nord
6-6, 320, r-Sr.
Offensive Line
DeSales HS
Louisville, Ky.

2016 (r-Jr.) | 14/1: Nord returned from injury and played in all 14 games as a reserve offensive

tackle and special teams contributor, earning the start against Houston Baptist. He appeared primarily at left tackle behind Forrest Lamp and was a situational substitute at right tackle.

2015 (Jr.): Nord was in line for major playing time as a true junior but a pre-season injury kept him out for the season. Nord redshirted as a result.

2014 (So.) | 13/0: Nord played primarily as a reserve tackle and protector on extra point and filed goal units in 2014. He rotated behind former right tackle Cameron Clemmons on a limited basis.

2013 (Fr.) | 4/0: Nord saw action in the final four games, primarily as a reserve tackle and on the special teams units.

HS/Misc.: Nord was a first team All-Catholic Football team member out of DeSales High School as an offensive lineman. Nord also tallied 17 tackles and one interception as a senior. He participated in the Battle of the bluegrass All-Star game as part of the Greater Louisville All-Stars team. Matt's uncle, Greg Nord, formerly coached at WKU and is now at Florida.



37

Ryan Nuss
5-9, 200, r-Jr.
Kicker
East Tennessee/Fairfield HS
Fairfield, Ohio

2016 (r-So.) | 7/4: Nuss was WKU's primary place kicker for the first four games of the season

and saw action in seven games overall. Nuss went 5-for-8 in his field goal attempts (62.5 percent) and was 4-of-5 on kicks inside 30 yards, 1-of-2 on kicks 30-39 yards and missed his only attempt of 40 yards or more. Nuss' long make on the season was 31 yards. Nuss also had two kickoffs for 125 yards.

2015 (r-Fr.) | 9/9: Nuss began the year as WKU's kickoff specialist, carrying those duties for the first nine games of the season before suffering a season-ending lower leg injury. Nuss averaged 57.0 yards per kick (3,649 yards on 64 kicks) with eight touchbacks and one kick out of bounds. Nuss had a season-high 10 kickoffs against Middle Tennessee and had his best kick day at Indiana, averaging 63 yards per kick (378 on 6).

2014 (Fr.): Nuss originally enrolled at East Tennessee as they began building their football team after shuttering the program in 2003.

HS/Misc.: Nuss was a two-sport star at Fairfield Senior High School, playing both football and baseball. He was a two-year captain for his prep squad, earning All-Academic honors all four years and picked up First Team All-Conference and All-City performer honors, even collecting an All-State Second Team honor his senior season. Nuss was the Special Teams Player of the Year and also selected by the Cincinnati Enquirer as an All-Star Division 1 punter.



45

Tyler Obee
5-11, 200, r-Fr.
Linebacker
Homewood-Flossmoor HS
Flossmoor, Ill.

2016 (Fr.): Obee redshirted his first season on The Hill.

HS/Misc.: Tyler Obee came to The Hill from Homewood-Flossmoor High School, where the Vikings went 10-2 during his senior campaign and finished a game away from making the Final 4 of the Illinois Class 8A High School Football Championship. He is the son of former NFL wide receiver and current WKU Football sideline radio broadcaster Terry Obee.



42

Derik Overstreet
6-2, 250, Sr.
Defensive Line
Paducah Tilghman HS
Paducah, Ky.

2014 C-USA All-Freshman Team

2014 Popeyes Bahamas Bowl Defensive MVP

2016 (Jr.) | 14/14: Overstreet continued his strong play at defensive end for the Hilltoppers as a junior, starting another 14 games and extending his career start streak to 35 games. He tallied 34 tackles (15 solo) on the season with 8.5 tackles for loss and four sacks, tied for second-most among defensive linemen. Overstreet's seven quarterback hurries also tied for second on the school's single-season FBS record for hurries forced in a season. As he did in his freshman campaign, Overstreet's biggest game came in the bowl game where he racked up eight tackles, two tackles for loss and 1.5 sacks against Memphis. Three of his seven hurries came against Old Dominion, and he added two more against LA Tech in the Conference USA Championship Game. Overstreet forced at least a half-tackle for loss in eight games and five of the first seven.

2015 (So.) | 14/14: Overstreet carried over his strong true freshman season to a solid sophomore campaign, starting all 14 games at defensive end for the Hilltoppers, tallying 48 tackles (31 solo) and nine tackles for loss, both the most among defensive linemen. Overstreet also tallied a pair of sacks on the year, both against Marshall. Overstreet had 38 tackles on rushing plays, the most among all defensive linemen. He also forced one fumble in the Marshall game and added two hurries and one pass breakup at Indiana.

2014 (Fr.) | 9/7: Overstreet was the only true freshman to start for the Hilltoppers in 2014 on either side of the ball as he started the final seven games of the season. He finished the season with 31 tackles (21 solo), 3.5 tackles for loss and two sacks. He tallied at least four tackles in six of the nine games he appeared in, with multiple tackles in seven straight. He had a career-high five tackles (four solo stops,) in a win over UTEP and in the bowl game where he was named the Defensive Player of the Game with five tackles, 2.5 tackles for loss and a pair of sacks. Overstreet registered his first career tackle for loss in a win over UTSA. He broke up a pass and made four tackles vs. No. 19 Marshall. In his seven starts, WKU was 5-2.

HS/Misc.: Derik Overstreet prepped at Paducah Tilghman High School where he was coached by coach Randy Wyatt. Overstreet was an Associated Press first-team All-State performer as well as the Kentucky Football Coaches Association District Player of the Year. Overstreet also picked up first-team All-Western Kentucky Conference honors and was a 'Best of the Bluegrass' All-Star as well as a KY/TN Border Bowl All-Star. In 2013, Overstreet tallied 130 total tackles including 20 sacks, pushing his career totals to 287 tackles and 38 sacks. Scout.com, Rivals.com, and 247Sports.com rated him as a two-star prospect while 247Sports.com had him as the No. 16 prospect in the state of Kentucky.

OVERSTREET'S CAREER GAME-BY-GAME

2014	U-A-T	TFL	Sack	INT	FF-FR
Middle Tennessee	0-0-0	0.0-0	0.0-0	0	0-0
FAU	2-2-4	0.0-0	0.0-0	0	0-0
Old Dominion	2-1-3	0.0-0	0.0-0	0	0-0
Louisiana Tech	3-1-4	0.0-0	0.0-0	0	0-1
UTEP	4-1-5	0.0-0	0.0-0	0	0-0
Army	3-1-4	0.0-0	0.0-0	0	0-0
UTSA	2-0-2	1.0-8	0.0-0	0	0-0
Marshall	2-2-4	0.0-0	0.0-0	0	0-0
Central Michigan	3-2-5	2.5-14	2.0-13	0	0-0
Totals	21-10-31	3.5-22	2.0-13	0	0-1

2015	U-A-T	TFL	Sack	INT	FF-FR
Vanderbilt	2-2-4	0.5-0	0.0-0	0	0-0
Louisiana Tech	2-2-4	0.0-0	0.0-0	0	0-0
Indiana	4-1-5	1.0-4	0.0-0	0	0-0
Miami (Ohio)	1-2-3	0.0-0	0.0-0	0	0-0
Rice	0-1-1	0.5-1	0.0-0	0	0-0
Middle Tennessee	1-2-3	1.0-1	0.0-0	0	0-0
North Texas	2-0-2	0.0-0	0.0-0	0	0-0
LSU	2-2-4	0.0-0	0.0-0	0	0-0
Old Dominion	6-1-7	2.0-2	0.0-0	0	0-0
Florida Atlantic	2-0-2	0.0-0	0.0-0	0	0-0
FIU	3-1-4	0.0-0	0.0-0	0	0-0
Marshall	2-1-3	2.0-11	2.0-11	0	1-0
Southern Miss	1-1-2	0.0-0	0.0-0	0	0-0
South Florida	3-1-4	2.0-2	0.0-0	0	0-0
Totals	31-17-48	9.0-21	2.0-11	0	1-0

2016	U-A-T	TFL	Sack	INT	FF-FR
Rice	2-3-5	0.5-2	0.0-0	0	0-0
Alabama	1-1-2	0.0-0	0.0-0	0	0-0
Miami (Ohio)	0-1-1	0.5-4	0.5-4	0	0-0
Vanderbilt	2-0-2	1.0-1	0.0-0	0	0-0
Houston Baptist	1-1-2	1.0-9	1.0-9	0	0-0
Louisiana Tech	0-0-0	0.0-0	0.0-0	0	0-0
Middle Tennessee	1-1-2	0.5-1	0.0-0	0	0-0
Old Dominion	1-2-3	0.0-0	0.0-0	0	0-0
Florida Atlantic	1-1-2	0.0-0	0.0-0	0	0-0
FIU	0-1-1	0.0-0	0.0-0	1-0	0-0
North Texas	0-0-0	0.0-0	0.0-0	0	0-0
Marshall	0-2-2	1.0-5	0.5-4	0	1-0
Louisiana Tech	2-2-4	2.0-6	0.5-1	0	0-0
Memphis	4-4-8	2.0-14	1.5-13	0	0-0
Totals	15-19-34	8.5-42	4.0-31	1-0	0-0

CAREER TOTALS 67-46-113 21-85 8.0-55 1-0 1-1

OVERSTREET'S CAREER HIGHS

Tackles	8, vs. Memphis, 12/20/16
Tackles for Loss	2.5, vs. Central Michigan, 12/24/14
Sacks	2, 2x, last vs. Marshall, 11/27/15

GENERAL

HILLTOPPERS

2016 REVIEW

HISTORY

UNIVERSITY

OPPONENTS



63


Miles Pate
6-2, 320, r-So.
Offensive Line
Peachtree Ridge HS
Suwanee, Ga.

2016 (r-Fr.) | 11/0: Pate saw action in the final 11 games of the season, primarily as a reserve

offensive guard and on special teams. Pate's low block at Middle Tennessee was essential in Deon Yelder's blocked extra point attempt in double overtime which led to WKU's 44-43 victory.

2015 (Fr.): Pate redshirted his first season on The Hill.

HS/Misc.: Pate played his high school ball under head coach Mark Fleetwood at Peachtree Ridge High School in Suwanee, Georgia. The Lions made the AAAAAA Georgia State Playoffs in three of his four seasons at the school, including his senior campaign where Peachtree Ridge averaged over 400 yards of total offense per game and scored 51 total touchdowns. Pate was rated a two-star prospect by both 247Sports.com and Rivals.



7

Jahcour Pearson
5-9, 180, r-Fr.
Wide Receiver
Flanagan HS
Fort Lauderdale, Fla.

2016 (Fr.): Pearson redshirted his first season on The Hill.

HS/Misc.: Jahcour Pearson comes to The Hill from Flanagan HS under coach Devin Bush. Pearson helped Flanagan win the school's first state championship, winning the Class 8A final over Osceola, 26-7. In his senior season, Pearson had 43 catches for 645 yards and six touchdowns. He was selected to the All-Broward team. Pearson is a ranked as a three-star prospect by 247Sports.com and a two-star by Scout.com and Rivals.com.



80

Kameron Peeler
5-9, 190, r-So.
Wide Receiver
Northeast HS
Clarksville, Tenn.

2016 (r-Fr.): Peeler did not see any game action as a redshirt freshman.

HS/Misc.: Peeler prepped at Northeast High School for coach Terry Arrington and walked on to the Hilltopper program.



18

Dalton Ponchillia
6-11, 190, Gr.
Wide Receiver
East Tennessee/Franklin
Road Academy
Nashville, Tenn.

Before WKU: Dalton Ponchillia transferred to The Hill for his graduate season after two playing seasons at East Tennessee State University (2015, 2016) and one season at Mercer (2013). At ETSU, Ponchillia was the team's second-leading receiver in 2016, tallying 354 yards on 28 receptions with a pair of touchdowns. He was the team's leading receiver in 2015 when he grabbed 31 receptions for 509 yards and three scores. Ponchillia earned Southern Conference Academic Honor Roll honors.

HS/Misc.: Ponchillia prepped at Franklin Road Academy for coach David Pack and was a letterwinner in football, soccer and basketball. He tallied 108 receptions for 2,136 yards and 24 touchdowns during his high school career.



58

DeVon Quincy
6-1, 245, r-Fr.
Defensive Line
Lafayette HS
Lexington, Ky.

2016 (Fr.): Quincy redshirted his first season on The Hill.

HS/Misc.: Quincy came to The Hill after leading his Lafayette High School team in tackles with 87 (64 solo) while also recovering a pair of fumbles during his senior season in 2014. Quincy was an Associated Press and Courier-Journal All-State First Team player at linebacker for coach Eric Shaw and also took part in the Best of the Bluegrass All-Star game. Quincy helped lead his team to a first round win in the KHSAA class 6A playoffs. Quincy had 61 tackles (34 solo) as a junior to go along with four sacks, an interception and three fumble recoveries. He was rated the No. 7 player in the state and No. 106 outside linebacker in the country by 247Sports.com. ESPN rated him as the state's No. 8 prospect while both recruiting services rated Quincy as a three-star prospect. Quincy was originally a member of the signing class of 2015 and enrolled at WKU in January 2016.



52

Adam Raschilla
6-5, 330, r-Fr.
Offensive Line
Tuscaloosa County HS
Northport, Ala.

2016 (Fr.): Raschilla redshirted his first season on The Hill.

HS/Misc.: Raschilla spent his prep career at Tuscaloosa County High School under coach Lee Gibson. The offensive lineman played in the annual Alabama-Mississippi All-Star game in Hattiesburg, Miss. Raschilla was ranked as a three-star prospect by ESPN.com and a two-star by Rivals.com, Scout.com and 247sports.com. As a senior, Raschilla was named to the USA Today All-USA Alabama Football team as first teamer as well as an Honorable Mention member of the 7A All-State team by the ASWA.



51

Brandon Ray
6-2, 300, r-Sr.
Offensive Line
Bob Jones HS
Madison, Ala.

2017 Preseason All-Conference USA
2014 FWAA Freshman All-American
2014 Conference USA All-Freshman Team

2016 (r-Jr.) | 14/14: WKU's mauler on the inside, Ray built on his reputation as one of the nation's top offensive guards with another stellar season at left guard where he started 14 consecutive games, continuing a streak which has seen him start every game of his career, 41-straight by the end of 2016. Ray helped pave the way for Anthony Wales' FBS-best 13.4 points per game and 29 touchdowns, including a school record 27 on the ground. He also helped anchor the nation's top scoring offense and keep quarterback Mike White upright as he led C-USA in Passing Efficiency. Adjusting sacks allowed for pass attempts, the Hilltoppers ranked No. 27 nationally in pass blocking efficiency, allowing a sack just four percent of the time (22 sacks on 471 attempts).

2015 (r-So.) | 14/14: Ray continued to perform as a sophomore and became one of WKU's top offensive linemen during the 2015 campaign. Ray started all 14 games for the Hilltoppers at left guard on a line that finished the year No. 19 nationally in Sacks Allowed, with just 16 despite 554 dropbacks, the seventh-best percentage nationally and second among teams with 500 or more passing attempts. The line also paved the way for a sixth-consecutive 1,000-yard rusher and broke the school Total Offense record for the third consecutive season, the second two with Ray at left guard.

2014 (r-Fr.) | 13/13: In his first season on The Hill, Ray started every game at left guard as he became the school's second Football Writer's Association of America Freshman

All-American since 2011. Ray was also named to the C-USA All-Freshman team and graded out as WKU's second-best lineman during the regular season. His athleticism and pulling ability generated big run plays down the stretch to help RB Leon Allen rush for 750 yards in a five-game win streak, including two performances of 230 yards or more, to end the season. He was a vital piece of Allen's Conference USA-record 345 yards versus Army, consistently pulling on sweeps to pile up chunk yardage.

2013 (Fr.): Ray redshirted his first season on The Hill.

HS/Misc.: Ray enjoyed a successful playing career at Bob Jones High School in Alabama. Ray was part of a 2012 team that went 9-4, advancing to the second round of the Alabama state playoffs. Ray anchored a Patriot front line that helped Bob Jones average close to 30 points per game in his senior season and over 35 points per game during his junior campaign of 2011. In his final two years of high school, Ray led Bob Jones to a 19-6 record, including a perfect 11-0 mark at home. The offensive lineman was named a Class 6A All-State Honorable Mention performer in the state of Alabama in 2012 while also being named to the Huntsville Times Elite First Team after putting together 65 pancake blocks in 13 games. Ray was also named to the Huntsville Times Elite Second Team following his junior season in 2011.



80

Ben Reeder
6-2, 215, Fr.
Long Snapper
J.L. Mann HS
Greenville, S.C.

HS/Misc.: Ben Reeder, the nation's top rated long snapper, came to The Hill with a decorated prep career playing for coach Brian Strickland at J. L. Mann High School. Rated as the nation's best by ProKicker.com and a five-star snapper by Kohl's, a four-year letterwinner and starter played in over 35 games for the Patriots. Reeder played in the annual Carolina Shrine Bowl between the all-star teams of North and South Carolina on Dec. 15 in Spartanburg, S.C. The longsnapper also earned a spot on the Blue-Grey All-American team playing in the game on Jan. 14 in Jacksonville, Fla. Reeder finished third at the Kohl's invitation-only 2016 National Scholarship Showcase Camp and won the organization's Spring Southern Showcase. Reeder carried a 4.25 GPA as a senior.

GENERAL

HILLTOPPERS

2016 REVIEW

HISTORY

UNIVERSITY

OPPONENTS



11

Tanner Reeves
6-4, 260, r-Sr.
Defensive Line
George W. Jenkins HS
Lakeland, Fla.

2016 (r-Jr.) | 14/5: Reeves drew five starts as a redshirt junior and appeared in all 14 games for the

second consecutive season at defensive end. Reeves started the season opener vs. Rice, at Alabama, Houston Baptist, Old Dominion and at Florida Atlantic where he contributed 17 tackles (six solo) to go along with two tackles for loss and a pair of quarterback hurries. Reeves had a carry day in the opener against the Owls, tallying six tackles (one solo) with a half-tackle for loss. He had tackles in nine of 14 appearances.

2015 (r-So.) | 14/0: Reeves saw action in all 14 games as a reserve defensive end, tallying 16 total tackles (11 solo) with 4.5 tackles for loss. Reeves tallied a pair of tackles in six games (Vanderbilt, Indiana, Miami (Ohio), Rice, FAU, and Southern Miss). Reeves' key performance came at Rice when he tallied a pair of tackles including a sack-fumble with a fumble recovery in the same sequence. The fumble recovery setup a two-yard touchdown run. Reeves had a quarterback hurry in the Miami Beach Bowl and a half-tackle for loss in the C-USA Championship Game.

2014 (r-Fr.) | 10/3: Reeves played in 10 games and started three in his first season of action on The Hill. He made his collegiate debut with a two-sack effort in a win over Bowling Green. Reeves ranked sixth on the team with five tackles for loss (27 lost yards) and he tallied 21 tackles (14 solo) on the season. His four sacks were second-most among defensive ends (Gavin Rocker, 5.5) and second-most among all players. Reeves posted at least one tackle in every game he played and multiple tackles in seven of 10 games. He forced one fumble in the bowl game against Central Michigan, the first of his career.

2013 (Fr.): Reeves redshirted his first year on The Hill.

HS/Misc.: Reeves racked up 12 sacks and 61 total tackles in just 10 games along the George W. Jenkins High School defensive front in 2012, recovering a pair of fumbles and forcing a fumble in his senior season. The Florida native burst onto the scene early in his senior season, tallying eight sacks in the first three games of 2012, which included five sacks in a game against Kathleen High School. Before making the switch to the defensive line, Reeves excelled as a linebacker and still found ways to get to the quarterback, recording four sacks in 2011 to go along with 86 total tackles in 10 games. Reeves was named First-Team All-County and Honorable Mention All-State following his senior year.



73

Cullen Reynolds
6-5, 325, r-So.
Offensive Line
Madisonville-North
Hopkins HS
Madisonville, Ky.

2016 (r-Fr.) | 8/0: Reynolds saw action in eight games as a

redshirt freshman, primarily as a reserve offensive lineman and contributor on special teams. Reynolds made the move inside and contributed as a center for the Hilltoppers.

2015 (Fr.): Reynolds redshirted his first season on The Hill.

HS/Misc.: Reynolds was a *Courier-Journal* and *Associated Press* First Team All-State performer at Madisonville-North Hopkins High School, where he prepped for coach Brock Shoulders. Reynolds helped lead the Maroons to a 10-3 record and a berth in the quarterfinals of the KHSAA 4A state playoffs. Behind his work up front, the Maroons had three running backs eclipse 850 rushing yards and ran for 3,658 yards and 50 touchdowns as a team. The Maroons also eclipsed the 3,000 rushing yard mark in Reynolds' junior season. Reynolds was also selected to play in the 2014 Best of the Bluegrass all-star game.



39

Alex Rinella
6-1, 220, r-So.
Kicker
Science Hill HS
Johnson City, Tenn.

2016 (r-Fr.) | 14/14: Rinella served as WKU's kickoff specialist as a redshirt freshman and used

a big leg to rack up 27 touchdowns on 100 kickoffs with a 61.5 yard average (6,153 yards). In 100 kickoffs, Rinella had only one go out of bounds. Rinella helped the Hilltoppers improve from 10 touchbacks the year before.

2015 (Fr.): Rinella redshirted his first season on The Hill.

HS/Misc.: Rinella handled the kicking and punting duties for Science Hill High School in Johnson City, Tenn., which was a squad that posted an 11-2 mark and advanced to the quarterfinals of the Tennessee High School Class 6A Playoffs his senior season.

RINELLA'S CAREER HIGHS

Kickoffs	11, vs. LA Tech, 12/3/16
Kickoff Yards	635, vs. LA Tech, 12/3/16
Kickoff Average	65.0 (6-390), at Middle, 10/15/16
Touchbacks	5, 2x, last vs. Memphis, 12/20/16

**33**

Anthony Robinson
6-3, 235, r-Fr.
Defensive Line
Frankfort HS
Frankfort, Ky.

2016 (Fr.): Robinson redshirted his first season on The Hill.

HS/Misc.: Anthony Robinson prepped at Frankfort High School under coach Craig Foley. Robinson was ranked as a two-star prospect by Scout.com, Rivals.com and ESPN.com. Scout ranked Robinson the No. 19 prospect in the state while 247Sports has Robinson tabbed as the No. 19 prospect in the state. Robinson did not play his senior season due to injury but played defensive end, tight end and quarterback as a junior, throwing for 1,443 yards and 15 touchdowns while rushing for 402 yards and seven touchdowns.

**29**

LA Rogers-Anderson
6-1, 190, Fr.
Defensive Back
Ridge View HS
Columbia, S.C.

HS/Misc.: Latheron "LA" Rogers-Anderson came to The Hill after a tremendous dual-role senior

season at Ridgeview High School for coach Perry Parks. He finished his season for the Blazers with 869 rushing yards and 11 touchdowns to go along with 55 tackles and two interceptions culminating in an invitation to the Touchstone Energy Cooperatives North-South Bowl. Rogers-Anderson helped his team to a second round appearance in the South Carolina Class 4A playoffs and earned All-Region 3 4A honors in the process. A three-star prospect in the 247Sports composite rankings, Rogers-Anderson was ranked as the No. 25 player in the state by 247Sports and the No. 4 safety in the state by Scout.com.

**20**

Nathan Roush
6-1, 185, r-Jr.
Defensive Back
DeSales HS
Louisville, Ky.

2016 (r-So.) | 14/0: Roush appeared in all 14 games for the Hilltoppers, continuing his strong

play on kickoff coverage where he tallied 12 special teams tackles, third-most on the team. All totaled, Roush racked up 20 tackles (11 solo) on the season.

2015 (r-Fr.) | 11/0: Roush saw action in 11 games as a redshirt freshman, primarily on kickoff coverage units. He tallied six total tackles on the year, all of which came at North Texas as he finished with three solo and three assisted tackles with a half-tackle for loss.

2014 (Fr): Roush redshirted his first season on The Hill.

HS/Misc.: Roush prepped at DeSales High School for coach Harold Davis where he starred at quarterback, running for 1,008 yards and 12 touchdowns in 2013. Through the air, Roush passed for 1,215 yards and 12 touchdowns. Roush also started at guard for the DeSales' basketball team, becoming just the eighth player in school history to join the 1,000 Point Club.

**26**

Dionte Ruffin
5-11, 180, Fr.
Defensive Back
Paulding County HS
Dallas, Ga.

HS/Misc.: Dionte Ruffin prepped at Paulding County High School

for coach Van Spence. The Georgia native and two-way player racked up 58 tackles (32 solo), one interception and three passes deflected at cornerback. On the other side of the ball, Ruffin tallied 17 catches for 260 yards and one touchdown at receiver. He was named the 5A All-Purpose Player of the Year as a senior, building off a junior season which included 49 tackles, four interceptions and six pass breakups to go along with a 20.8 kickoff return average. Ruffin was rated a two-star prospect on 247Sports.com and Rivals.com.

GENERAL

HILLTOPPERS

2016 REVIEW

HISTORY

UNIVERSITY

OPPONENTS



25

Joshua Samuel
5-11, 200, Fr.
Running Back
Central Gwinnett HS
Greenville, S.C.

HS/Misc.: Josh Samuel spent his prep career at Central Gwinnett

High School under coach Todd Wofford. As a senior, Samuel tallied 972 rushing yards and seven rushing touchdowns, including a performance of 75 rushing yards, 102 receiving yards and a touchdown against powerhouse Norcross (11-1). Samuel averaged 123.4 all-purpose yards a game and 5.7 yards per carry. Samuel was ranked as a three-star on 247sports.com and Scout.com and a two-star on Rivals.com. He was considered the 101st-best running back in the country and the 184th-best overall prospect in the state of Georgia.



71

R.J. Scaife
6-5, 285, r-So.
Offensive Line
Pasco HS
Dade City, Fla.

2016 (r-Fr.) | 5/0: Scaife saw action in five games, primarily as a reserve offensive lineman for

the Hilltoppers. Scaife played at Alabama, against Houston Baptist, Old Dominion, North Texas and Marshall.

2015 (Fr.): Scaife redshirted his first season on The Hill.

HS/Misc.: A member of WKU's 2014 signing class, Scaife prepped at Pasco High School under the direction of coach Tom McHugh. He joined the team in January 2015. Scaife was a Tampa Bay Times third team All-State performer and was a first-time All-Sunshine Athletic Conference player. Scaife also picked up first-team All-Pasco County honors as well as the Times' first-team All-North Suncoast squad. Scaife was a two-star rated prospect by Rivals.com, Scout.com and 247Sports.com. Scaife helped the Pirates rush for nearly 180 yards per game while the total offense accounted for 43 touchdowns.



56

Evan Sayner
6-3, 300, r-Jr.
Defensive Line
McCracken County HS
Paducah, Ky.

2016 (r-So.) | 14/0: Sayner appeared in all 14 games, contributing on both punt

protection teams as well as a reserve defensive tackle. Sayner tallied nine tackles (three solo) and one tackle for loss against FIU. Sayner had a career day with four tackles against Houston Baptist and had a pair of tackles against FIU.

2015 (r-Fr.) | 5/0: Sayner saw time in five games, primarily as a reserve defensive tackle. He recorded his first career tackle at Rice and added his other tackle at North Texas, an assisted tackle. Sayner also broke up one pass at North Texas.

2014 (Fr.): Sayner appeared in the season opener against Bowling Green but sat out the rest of the season due to injury. He was able to receive a medical hardship waiver for this season.

HS/Misc.: Evan Sayner joined WKU after a stellar career at McCracken County High School where he played for coach Orville Haskins. Sayner earned Courier-Journal second-team All-State honors and was a first-team All-Western Kentucky Conference honoree as well as a first-time All-District player. The Associated Press also named Sayner to its honorable mention All-State team. Scout.com rated Sayner as the No. 11 prospect in Kentucky and a two-star player while 247Sports.com and Rivals.com each had him as a two-star prospect.



12

Davis Shanley
6-1, 185, Fr.
Quarterback
South Forsyth HS
Duluth, Ga.

HS/Misc.: Quarterback Davis Shanley enjoyed a standout career at South Forsyth High School for coach Jeff Arnette.

A quarterback with the ability to beat teams throwing and running, Shanley threw for 1,669 yards and rushed for 471 during his senior season. Over a two-year career, Shanley tallied 4,017 passing yards on 277 of 460 attempts (60.2 percent) and 39 touchdown passes and added 1,094 yards on the ground with 15 rushing scores. As a junior, he was named the Forsyth County News Offensive Player of the Year. Shanley helped lead his team to the GHSA 7A playoffs as a senior in Georgia's largest division. He was a two-star prospect in the 247Sports composite rankings and the No. 101-ranked pro-style quarterback in the nation.

**88**

Skyler Simcox
6-0, 180, Jr.
Kicker
**Emory & Henry College/
 Abingdon HS**
Abingdon, Va.

2017 Lou Groza Award Watch List 2016 C-USA Honorable Mention

2016 (So.) | 14/9: After earning the primary placekicker job, Simcox went on to solidify himself as WKU's kicker of the future, going 16-of-22 in field goals and 70-of-71 in PATs. Simcox was one of only 10 kickers in the nation in 2016 to have multiple field goals made from 50 yards or longer. His 118 points were second-most on the team. With a 50-yard kick against Houston Baptist and 52-yard kick against Middle Tennessee, he became the third kicker in WKU history with two 50-yard kicks in a career and just the second to do it in a single season. He was 2-for-2 from 50 yards or greater, and 10-of-11 on kicks inside 40 yards. His 16 made field goals tied for fourth-most in a season, also an FBS record (Garrett Schwettman, 2014). Simcox's 118 points also tied Schwettman's 2014 mark for the second-most points score by a kicker in a single season.

Before WKU: Skyler Simcox came to WKU after spending a season at Emory & Henry College in Emory, Va., at the Division III level. He handled the kicking duties in 10 games for the Wasps, earning All-ODAC first team and All-Region third team by D3football.com honors. Simcox hit nine of his 11 field goals in 2015, which led the ODAC, as he paced Emory & Henry in scoring with 65. He also made 38-of-40 extra points in his debut campaign.

HS/Misc.: The Abingdon, Va., native prepped at Abingdon High School, where he tallied 57 points for the Falcons and made 39-of-41 extra points.

SIMCOX'S CAREER HIGHS

FG Makes	3, 3x, last vs. LA Tech, 12/3/16
FG Attempts	4, 2x, last vs. LA Tech, 12/3/16
Longest FG	52, at Middle Tennessee, 10/15/16
PAT Makes	8-8, vs. Old Dominion, 10/22/16
Total Points	16, 2x, last vs. LA Tech, 12/3/16

**6**

De'Andre Simmons
5-11, 195, r-Sr.
Defensive Back
Royal Palm Beach HS
Royal Palm Beach, Fla.

2016 (r-Jr.) | 14/12: Simmons took over as one of WKU's primary starters at the corner

position, appearing in all 14 games and starting 12 games. Simmons responded with 30 tackles (22 solo) and broke up nine passes. In week one against Rice, Simmons tallied an acrobatic, bouncing interception resulting in the No. 1 play of the night on SportsCenter. Simmons had a career-high eight tackles in the Conference USA Championship game, a week after tying his previous career-high of five at Marshall. He had multiple tackles in six games and broke up a career-high three passes at Miami.

2015 (r-So.) | 14/2: Simmons factored in as one of WKU's primary contributors at cornerback, serving as a No. 3 corner behind a pair of senior starters. Simmons appeared in all 14 games and started his first two games, against Miami (Ohio) and at Rice as starter Wonderful Terry was limited due to injury. Simmons responded with 17 total tackles (12 solo) including a season-high five against Louisiana Tech. Simmons recorded his first career interception against Miami (Ohio) - one of three that day for the Hilltoppers.

2014 (r-Fr.) | 6/0: Simmons appeared in six games this season as a reserve cornerback and on special teams. He had one tackle again Old Dominion.

2013 (Fr.): Simmons redshirted his first season on The Hill.

HS/Misc.: Simmons was named to the Palm Beach All-Star squad following his 2012 senior season at Royal Palm Beach High School. Simmons led a defensive charge that allowed just 15 points per game on average in 2012, while holding four of its nine opponents to single-digit scoring outputs. He was named Second Team All-Area for large schools by the Palm Beach Post following his senior campaign, while also earning Palm Beach County FACAC District 20 All-Star honors. During his junior season of 2011, Simmons and Royal Palm Beach went 7-4, which included starting the season 7-1, averaging more than a 25-point margin of victory in those seven wins. The overall athlete also made an impact for the Royal Palm Beach track and field squad during his time in high school.



75

Jimmie Sims
6-4, 295, r-Sr.
Offensive Line
McDonogh 35 HS
New Orleans, La.

2016 (r-Jr.) | 12/7: Sims shifted into a unique role midway through the 2016 season,

starting seven games but just one (Vanderbilt) at offensive tackle. Sims played in 12 games but started six as a blocking tight end, beginning with the Middle Tennessee game. It was arguably the turning point of the season for the Hilltoppers. Prior to Sims moving to tight end (first six games), WKU averaged 36.5 points, 458 yards per game and 133 yards per game on the ground. After Sims moved to tight end, the Hilltoppers exploded for 52.2 points, 571 yards per game and 226 yards per game on the ground.

2015 (r-So.) | 12/0: Sims saw time in 12 games on the year, primarily as a reserve tackle along the offensive line. Initially used as a protector on field goal and extra-point units, Sims saw his snaps increase at right tackle as the season progressed.

2014 (r-Fr.) | 9/0: Sims appeared in nine games during his first season of action. He acted primarily as a protector on field goal and extra-point units. Sims converted from offensive line to defensive line, adding depth to the interior line, during the latter stages of the season.

2013 (Fr.): Sims redshirted his first season on The Hill.

HS/Misc.: Sims helped McDonogh 35 Senior High School in Louisiana to back-to-back eight-win seasons in 2011 and 2012, anchoring an offensive front that helped the Roneagles reach the state semifinals in 2012. Despite sitting at 4-5 late in the 2012 season, Sims and McDonogh 35 put together four consecutive wins to reach the semifinals, before ultimately falling to Neville High School. Sims took part in the 2013 Lake Pontchartrain All-Star Football Classic, while also earning a mention as one of the top offensive linemen in the state of Louisiana in the 2013 class by the Louisiana Football Magazine.



59

Jarrett Sippola
6-0, 220, r-So.
Linebacker
Carrollton HS
Carrollton, Ga.

2016 (r-Fr.): Sippola did not see any time as a redshirt freshman.

2015 (Fr.): Sippola redshirted his

first season on The Hill.

HS/Misc.: Sippola came to WKU after playing for Coach Ed Dudley at Carrollton High School in Carrollton, Ga. He was a part of a Trojans team in 2013 that made it all the way to the AAAA Georgia State Championship Game in the Georgia Dome before finishing as the runners-up, while ranking as the 14th-best team in the state at the end of the campaign.



2

Jacques Sloan
5-9, 165, Fr.
Wide Receiver
Grady HS
Atlanta, Ga.

HS/Misc.: Jacques Sloan prepped at Grady High School in Atlanta for coach Earthwind Moreland.

The versatile athlete tallied 103 carries, 610 yards and three touchdowns at the running back position his sophomore and junior seasons, before transitioning to receiver his senior year where he racked up 62 catches, 1,252 yards and 13 touchdowns. For his efforts at wideout, Sloan earned first team all-state by the Georgia Sports Writers Association. Sloan also led the Knights to a 10-2 record and a second round showing in the GHSA 5-A playoffs. He is a two-star on 247sports.com and is the 178th-best athlete in the country.



70

Cole Spencer
6-4, 285, Fr.
Offensive Line
Trinity HS
Louisville, Ky.

HS/Misc.: Cole Spencer spent his prep career at Trinity High School under coach Bob Beatty. As a

senior, Spencer led the Shamrocks to a KHSAA 6-A state title going 15-0 on the year. Spencer was a three-year letterwinner while contributing to the team his sophomore year in 2014 as Trinity won the state title. Spencer picked up All-State second team honors from the Courier-Journal as a senior. His father and mother both played tennis at the University of Louisville while his aunt was a member of WKU's women's basketball team when the Lady Toppers made their run to the Final Four in 1992.



90

Jack Thompson
6-1, 255, r-So.
Defensive Line
Metcalf County HS
Edmonton, Ky.

2016 (r-Fr.): Thompson did not see any action as a redshirt freshman.

2015 (Fr.): Thompson redshirted his first season on The Hill.

HS/Misc.: Thompson prepped at Metcalfe County and participated in the 2014 Best of the Bluegrass All-Star game on the State Team as a defensive lineman. He earned 2014 Third Team All-State honors from USA Today as a junior.



5

Marquez Trigg
6-0, 225, r-So.
Running Back
Glasgow HS
Glasgow, Ky.

2016 (r-Fr.) | 14/1: Trigg came on strong as a redshirt freshman, appearing in all 14 games,


primarily on special teams, but earned the start at FAU. Trigg responded with a massive first-half performance, carrying the rock 15 times for 98 yards with a long rush of 30 yards. On the year, he finished with 298 yards on 71 carries and touchdowns against Houston Baptist and Old Dominion. Trigg also caught two passes for 13 yards with a long of 11 against North Texas. Trigg had 10 or more carries in three games, at FAU, vs. FIU (12/47) and North Texas (15/56).

2015 (Fr.): Trigg redshirted his first season on The Hill.

HS/Misc.: Trigg prepped at Glasgow High School where he played for coach Rick Wood, leading his team to an 8-4 record and first round win in the 2-A Kentucky state playoffs. Trigg piled up 1,615 yards on 286 carries with 26 touchdowns as a senior while also finishing second on the team in receiving yards with 147 and one touchdown. Trigg averaged 135 yards per game on the ground and tallied 4,765 yards and 75 touchdowns over his career for the Scotties. For his play in 2014, Trigg was named a Courier-Journal All-State first teamer and Associated Press All-State second teamer.

TRIGG'S CAREER GAME-BY-GAME

2016	Rush	Yds	TD	Lg.
Rice	2	1	0	2
Alabama	2	7	0	4
Miami (Ohio)	7	22	0	14
Vanderbilt	0	0	0	0
Houston Baptist	6	33	1	12
Louisiana Tech	1	1	0	1
Middle Tennessee	0	0	0	0
Old Dominion	8	21	1	6
Florida Atlantic	15	98	0	30
FIU	12	47	0	14
North Texas	15	56	0	8
Marshall	3	12	0	7
Louisiana Tech	0	0	0	0
Memphis	0	0	0	0
Totals	71	298	2	30
CAREER TOTALS	71	298	2	30



65

Nick True
6-4, 285, r-Jr.
Offensive Line
Highlands HS
Fort Thomas, Ky.

2016 (r-So.): True converted from tight end to offensive lineman as a sophomore and

appeared in the Houston Baptist and Old Dominion games at his new position, primarily as a reserve on the line.

2015 (r-Fr.): True did not see any action during his redshirt freshman season.

2014 (Fr.): True redshirted his first season on The Hill.

HS/Misc.: Nick True, a product of Highlands High School and coach Dale Mueller, came to WKU after helping the Bluebirds to a KHSAA 4-A state runner-up showing in 2013. True was named to the Lexington-Herald Leader's Class of the Commonwealth and Max Prep's preseason first-team All-State squad as well as the All-Tri-State third team. True played offensive tackle in 2013 for Highlands after two seasons as a blocking tight end in 2011 and 2012. He caught 19 passes for 243 yards and five touchdowns. True was rated the No. 22 prospect in Kentucky by 247Sports.com and the No. 11 player in the state and a three-star prospect by ESPN.com. He was rated as a two-star prospect by Scout.com, Rivals.com and 247Sports.com.



12

Gaej Walker
6-0, 190, r-Fr.
Defensive Back
East Bay HS
Tampa, Fla.

2016 (Fr.): Walker redshirted his first season on The Hill.

HS/Misc.: Gaej Walker prepped at East Bay Senior High School under coach Frank LaRosa where he split time on both sides of the ball his senior season. Offensively, Walker rushed for over 500 yards and racked up six touchdowns. Defensively, he had 18 tackles and four interceptions. Walker was ranked as a two-star prospect by Scout.com, 247Sports, and Rivals.com. The Tampa, Fla. was named to the All-Western Conference Second Team by the Tampa Tribune.



8

Marcus Ward
6-3, 220, Gr.
Defensive Back
Vestavia Hills HS
Birmingham, Ala.

2017 AFCA Good Works Team Nominee

2016 Team Captain

2016 Wuerffel Trophy Watch List

2016 AFCA Good Works Team Nominee

2015 C-USA All-Academic Team

2016 (Sr.): Ward suffered a season-ending knee injury at Alabama and received a redshirt to get the season back.

2015 (Jr.) | 14/14: Ward started all 14 games at strong safety for the Hilltoppers and not only starred on the gridiron but also in the classroom, picking up C-USA All-Academic Honors for his work. Ward tallied 57 tackles (37 solo) and a career-best 7.5 tackles for loss, including multiple TFL games against Louisiana Tech (2.0-11) and Middle Tennessee (2.5-21). Ward also had a pair of sacks on the year, solo sacks against Middle Tennessee and Southern Miss. Of his 57 tackles, 21 came on passing plays, fifth-most on the squad. The 57 tackles were also fifth-most among all WKU defenders. Ward earned C-USA Defensive Player of the Week honors following the Louisiana Tech game when he had a career-high 11 tackles (six solo) to go along with a pair of TFLs, a forced fumble, and two pass breakups. His forced fumble in the league championship game led to the go-ahead score in the third quarter. He also recorded a tackle in all 14 games, one of only five Hilltoppers to do so.

2014 (So.) | 13/12: Ward started 12 of 13 games for the Hilltoppers at safety and finished tied for third on the team in total tackles with 63 (41 solo). He added a pair of tackles for loss on the year, a solo TFL against UAB and half-TFL against Bowling Green and UTSA. Ward broke up a pass at LA Tech and had a career-high eight tackles against Old Dominion. Ward tallied at least three tackles in 12 of 13 games and multiple tackles in all 13 games, tallying a pair at FAU.

2013 (Fr.) | 7/3: Ward started from day one as a true freshman on The Hill, earning his first collegiate start in the season opener against Kentucky. He started the first three games of the season and saw action in seven games total, recording 13 tackles, one interception and one PBU. Ward tallied three or more tackles in the first three games with a career-best four against Kentucky. He intercepted his first collegiate pass against Morgan State.

HS/Misc.: Ward led Vestavia Hills High School in Birmingham, Ala., to the Alabama state playoffs in 2012 with 88 tackles, four pass breakups and a pair of forced fumbles in his final season. Ward earned First-Team All-South honors from the *Birmingham News* after the 2012 season.

WARD'S CAREER GAME-BY-GAME

2013	U-A-T	TFL	Sack	INT	FF-FR
Kentucky	3-1-4	0.0-0	0.0-0	0	0-0
Tennessee	3-0-3	0.0-0	0.0-0	0	0-0
South Alabama	0-3-3	0.0-0	0.0-0	0	0-0
Morgan State	2-0-2	0.0-0	0.0-0	1-1	0-0
Troy	0-0-0	0.0-0	0.0-0	0	0-0
Texas State	1-0-1	0.0-0	0.0-0	0	0-0
Arkansas State	0-0-0	0.0-0	0.0-0	0	0-0
Totals	9-4-13	0.0-0	0.0-0	1-1	0-0

2014	U-A-T	TFL	Sack	INT	FF-FR
Bowling Green	3-3-6	0.5-1	0.0-0	0	0-0
Illinois	2-2-4	0.0-0	0.0-0	0	0-0
Middle Tennessee	6-0-6	0.0-0	0.0-0	0	0-0
Navy	3-2-5	0.0-0	0.0-0	0	0-0
UAB	4-2-6	1.0-3	0.0-0	0	0-0
Florida Atlantic	1-1-2	0.0-0	0.0-0	0	0-1
Old Dominion	5-3-8	0.0-0	0.0-0	0	0-0
Louisiana Tech	5-1-6	0.0-0	0.0-0	0	0-0
UTEP	2-1-3	0.0-0	0.0-0	0	0-0
Army	4-1-5	0.0-0	0.0-0	0	0-0
UTSA	1-2-3	0.5-0	0.0-0	0	0-0
Marshall	4-2-6	0.0-0	0.0-0	0	0-0
Central Michigan	1-2-3	0.0-0	0.0-0	0	0-0
Totals	27-18-45	7.5-39	5.5-34	0	0-1

2015	U-A-T	TFL	Sack	INT	FF-FR
Vanderbilt	5-0-5	1.0-1	0.0-0	0	0-0
Louisiana Tech	6-5-11	2.0-11	0.0-0	0	1-0
Indiana	2-4-6	0.0-0	0.0-0	0	0-0
Miami (Ohio)	0-1-1	0.0-0	0.0-0	0	0-0
Rice	2-0-2	0.0-0	0.0-0	0	0-0
Middle Tennessee	5-2-7	2.5-21	1.0-19	0	0-0
North Texas	2-0-2	0.0-0	0.0-0	1-0	0-0
LSU	1-2-3	0.0-0	0.0-0	0	0-0
Old Dominion	0-1-1	0.0-0	0.0-0	0	0-0
Florida Atlantic	3-0-3	0.0-0	0.0-0	0	0-0
FIU	0-2-2	0.0-0	0.0-0	0	0-0
Marshall	6-1-7	1.0-6	0.0-0	0	0-0
Southern Miss	3-1-4	1.0-2	1.0-2	0	1-0
South Florida	2-1-3	0.0-0	0.0-0	0	0-0
Totals	37-20-57	7.5-41	2.0-21	1-0	2-0

2016	U-A-T	TFL	Sack	INT	FF-FR
Rice	0-1-1	0.0-0	0.0-0	0	0-0
Alabama	4-1-5	0.0-0	0.0-0	0	0-0
Totals	4-2-6	0.0-0	0.0-0	0	0-0

CAREER TOTALS 91-48-139 9.5-45 2.0-21 2-1 2-1

WARD'S CAREER HIGHS

Tackles	11, vs. Louisiana Tech, 9/10/15
Tackles for Loss	2.5, vs. Middle Tennessee, 10/10/15
Interceptions	1, 2x, last at North Texas, 10/15/15
Pass Breakups	2, 2x, last vs. South Florida, 12/21/15

GENERAL

HILLTOPPERS

2016 REVIEW

HISTORY

UNIVERSITY

OPPONENTS



23

DeVon Wharton
6-2, 215, r-Fr.
Defensive Back
Christian County HS
Hopkinsville, Ky.

2016 (Fr.): Wharton redshirted his first season on The Hill.

HS/Misc.: Wharton played for head coach Steve Lovelace at Christian County High School in Hopkinsville in his prep days. The safety starred mostly on defense for the Colonels but also helped out in the return game. He was rated a two-star prospect by both 247Sports.com and Scout, while also being touted as the 15th-best prospect in the state of Kentucky by Scout.



14

Mike White
6-4, 225, r-Sr.
Quarterback
South Florida/University
School
Pembroke Pines, Fla.

C-USA Preseason Offensive Player of the Year
2017 Preseason All-Conference USA
2017 Maxwell Award Watch List
2016 C-USA Newcomer of the Year
2016 C-USA Second Team
C-USA Offensive Player of the Week (Sept. 1)
Manning Award "Star of the Week" (Sept. 1)
Davey O'Brien Award "Great 8" (Sept. 1)

2016 (r-Jr.) | 14/14: White had the unenviable task of following up WKU's all-everything quarterback in Brandon Doughty and responded in dynamic fashion, leading an offensive attack that led the FBS in points per game (45.5) and was No. 3 in passing efficiency (174.87), No. 5 in total offense (523.1) and No. 5 in passing offense (336.8). White finished his first campaign on The Hill No. 3 nationally in passing efficiency (181.4) and passing yards per completion (15.58) - both the top marks in Conference USA. White completed 280-of-416 passes for 4,363 yards with 37 touchdowns to just seven interceptions. White's eight games of 300 yards or more passing were fifth-most nationally and his 76 completions of 68 yards or more were second-most nationally. He led the nation in passing completions of 30 yards (44) and 40 yards (24) or more. White joined Doughty as the only quarterbacks in school history to eclipse the 4,000 yard mark in a season while his 181.39 passer rating set a single-season school record. White had a completion percentage of 65-percent or better in eight games, and against C-USA opponents, he was even more lethal, completing 71.1 percent of his passes for 25 touchdowns to just two interceptions.

2015 (Jr.): White sat out the season due to NCAA transfer requirements

WHITE'S CAREER GAME-BY-GAME

2013 (USF)	C-A-I	Yds	TD	Lg
Louisville	1-2-0	5	0	5
Houston	26-41-1	311	2	31
Memphis	18-33-4	198	1	31
SMU	19-34-2	217	0	73
UCF	15-34-1	211	0	31
Rutgers	14-31-1	141	0	27
Totals	93-175-9	1,083	3	73

2014 (USF)	C-A-I	Yds	TD	Lg
Western Carolina	9-26-1	181	0	44
Maryland	1-1-0	12	0	12
NC State	4-16-0	82	1	75
UConn	10-18-1	113	1	30
Wisconsin	8-19-1	173	0	52
East Carolina	21-41-1	257	1	51
Tulsa	17-26-1	272	3	85
Cincinnati	11-19-2	92	0	15
SMU	9-16-0	106	2	22
Memphis	21-35-0	244	0	31
UCF	11-25-0	107	0	24
Totals	122-242-7	1,639	8	85

2016	C-A-I	Yds	TD	Lg
Rice	25-31-0	517	3	87
Alabama	10-24-1	135	0	59
Miami (Ohio)	19-31-1	268	2	53
Vanderbilt	22-38-1	222	1	24
Houston Baptist	11-13-0	225	3	80
Louisiana Tech	36-50-0	340	5	31
Middle Tennessee	29-40-1	391	2	45
Old Dominion	28-32-1	378	4	54
Florida Atlantic	13-21-0	307	3	76
FIU	16-23-0	274	1	41
North Texas	14-25-0	316	4	75
Marshall	16-27-0	233	3	30
Louisiana Tech	21-31-1	421	3	55
Memphis	20-30-1	336	3	41
Totals	280-416-7	4,363	37	87

CAREER TOTALS 495-833-23 7,085 48 87

WHITE'S CAREER HIGHS

Completions	36, at Louisiana Tech, 10/6/16
Attempts	50, at Louisiana Tech, 10/6/16
Yards	517, vs. Rice, 9/1/16
Touchdowns	5, at Louisiana Tech, 10/6/16

Before WKU: White was a two-year starter for the Bulls at quarterback where he completed 215-of-417 (51.5-percent) pass attempts for 2,722 yards with 11 touchdowns and 16 interceptions. White was thrown into the fire as a true freshman, starting five games for the Bulls in 2013 and 10 games in 2014 as a true sophomore. His best outing came in his debut, throwing for 311 yards on 26-of-41 passing with two touchdowns at Houston (10/31/14). White was presented with the Frank Morsani Leadership Award at the annual USF post-season banquet following his freshman season.

HS/Misc.: White prepped for Roger Harriott at University School and was named the 3A Florida Player of the Year as a senior. He finished fifth in the Florida Dairy Farmers Mr. Football voting and was a second-team 3A all-state selection by Associated Press. White was named the Broward County



Player of the Year and a first-team all-Broward pick by the Miami Herald as he completed 176-of-256 passes (68.8%) for 2,201 yards, 22 TDs and just two INTs. He led University to a 13-0 record and the 3A state championship and anchored an offense that posted 346.2 yards and 39.8 points per game. He went 22-of-31 for 282 yards and two TDs in the Sun's state-title victory over Madison County. White was also a standout baseball player and was named a Louisville Slugger All-American as a junior. He earned first-team all-Broward honors from the Miami Herald as a pitcher, going 9-2 with a 0.43 ERA.

25

Masai Whyte
6-0, 225, r-Jr.
Linebacker
Collins HS
Shelbyville, Ky.

2016 (r-So.) | 11/2: Whyte appeared in 11 games and picked up the first two starts of

his career, against Houston Baptist and LA Tech. Whyte tallied 34 tackles (17 solo) on the season to go along with a pair of tackles for loss and one sack vs. FIU. He enjoyed a career day against HBU, tallying eight total tackles and had five tackles at No. 1 Alabama and Florida Atlantic. At Louisiana Tech, Whyte tallied seven tackles and one tackle for loss. Six of Whyte's tackles came on kickoff coverage.

2015 (r-Fr.) | 13/0: Whyte saw action in 13 games - missing the C-USA Championship Game - and tallied 22 tackles as one of WKU's top special teams contributors. Of his 22 tackles (12 solo), 13 came on special teams (10 kickoff, 3 punt return). His three tackles on punt return led the Hilltoppers. Whyte's best day came against Miami (Ohio) when he had five tackles (two solo) and a tackle for loss, the first of his career. He added one pass breakup at Rice.

2014 (Fr.): Whyte redshirted his first season on The Hill.

HS/Misc.: Whyte brought a KHSAA 4A state championship from Collins HS after playing for coach Jerry Lucas. Whyte turned in a stellar senior season, finishing with 200 tackles and three sacks, giving him 466 career tackles, nine forced fumbles and four interceptions. He earned *Associate Press* First Team All-State honors and *Lexington-Herald Leader's* Class of the Commonwealth. Whyte was also a Best of the Bluegrass All-Star and was named to the First Team All-District team. He was rated as the No. 16 prospect in Kentucky by 247Sports.com while Scout and Rivals ranked him as a two-star prospect.



95

Heath Wiggins
6-2, 265, r-So.
Defensive Line
Graves County HS
Mayfield, Ky.

2016 (r-Fr.) | 13/0: Wiggins appeared in 13 games on the season, missing only the opener

against Rice. Primarily a reserve defensive end, Wiggins was WKU's primary caller on punt protection and saw the majority of his snaps on special teams. He finished the year with two tackles, one vs. FAU and Marshall.

2015 (Fr.): Wiggins redshirted his first season on The Hill.

HS/Misc.: The state's top defensive end prospect, Heath Wiggins joined the Tops following a KHSAA Class 5A runner-up season at Graves County High School for coach Lance Gregory. Wiggins led his team with 86 total tackles (37 solo). Wiggins is rated the No. 8 DE in the Midwest Region by Scout.com and the No. 14 prospect overall in the state by 247Sports.com. Scout.com also rated Wiggins a three-star prospect. Wiggins was named to the *Associated Press* and *Courier-Journal* All-State First Team defensive squad for his play.



48

Steven Witchoskey
6-2, 235, Fr.
Tight End
Durant HS
Plant City, Fla.

HS/Misc.: Steven Witchoskey prepped at Durant High School under coach Michael Gottman.

Witchoskey led the Panthers to an 8-3 record this past fall. The Florida native was considered a two-star prospect according to 247sports.com, Scout.com and Rivals.com and was ranked as the 184th-best athlete in the country and the 380th-best overall prospect in the state of Florida. Over his Christmas break during his senior year in high school, Witchoskey went on a mission trip to Haiti, particularly in areas impacted by natural disasters, to aide in the rebuilding efforts.

GENERAL

HILLTOPPERS

2016 REVIEW

HISTORY

UNIVERSITY

OPPONENTS



74

Tyler Witt
6-2, 300, r-Fr.
Offensive Line
Joliet Catholic Academy
Joliet, Ill.

2016 (Fr.): Witt redshirted his first season on The Hill.

HS/Misc.: Tyler Witt comes to the Hill from Joliet Catholic Academy where he played for coach Daniel Sharp. Joliet, also known as the Hilltoppers, went 10-2 in 2015. Witt was named to the Class 5A All-State team by the Illinois Football Coaches Association, Chicago Sun-Times All-Area team, All-USA Illinois second team by USA Today and Special Mention on The News-Gazette All-State team. Witt is ranked as a two-star prospect by Scout.com.



19

Deon Yelder
6-4, 255, r-Sr.
Tight End
Southern HS
Lexington, Ky.

2016 (r-Jr.) | 14/0: Yelder appeared in all 14 games as a junior and had one of the

defining plays of the season for the Hilltoppers. As one of the team's best athletes, particularly in the vertical jump, Yelder was called on to block field goal attempts and came up with a blocked PAT at Middle Tennessee in the second overtime period. The Hilltoppers scored and converted on the next possession which catapulted them to the top of the East Division and ultimately a Conference USA Championship.

2015 (r-So.) | 4/0: Yelder saw action in the final four games of the season, primarily on special teams coverage and as a reserve tight end.

2014 (r-Fr.): Yelder did not see any action this year on The Hill.

2013 (Fr.): Yelder redshirted his first season on The Hill.

HS/Misc.: Yelder prepped at Southern High School for coach Chad Lyons. Yelder was also a star guard on the basketball team.



2016 REVIEW

2015 and 2016 Conference USA Champions





TEAM STATISTICS

	WKU	OPP				
SCORING	637	344				
Points Per Game	45.5	24.6				
Points Off Turnovers	65	48				
FIRST DOWNS	344	281				
Rushing	139	81				
Passing	184	166				
Penalty	21	34				
RUSHING YARDAGE	2609	1361				
Yards gained rushing	2922	1754				
Yards lost rushing	313	393				
Rushing Attempts	487	456				
Average Per Rush	5.4	3.0				
Average Per Game	186.4	97.2				
TDs Rushing	35	16				
PASSING YARDAGE	4715	3911				
Comp-Att-Int	305-471-8	328-558-14				
Average Per Pass	10.0	7.0				
Average Per Catch	15.5	11.9				
Average Per Game	336.8	279.4				
TDs Passing	42	25				
TOTAL OFFENSE	7324	5272				
Total Plays	958	1014				
Average Per Play	7.6	5.2				
Average Per Game	523.1	376.6				
KICK RETURNS: #-Yards	48-1280	80-1494				
PUNT RETURNS: #-Yards	15-269	9-49				
INT RETURNS: #-Yards	14-252	8-135				
KICK RETURN AVERAGE	26.7	18.7				
PUNT RETURN AVERAGE	17.9	5.4				
INT RETURN AVERAGE	18.0	16.9				
FUMBLES-LOST	23-11	15-7				
PENALTIES-Yards	93-931	96-780				
Average Per Game	66.5	55.7				
PUNTS-Yards	40-1701	81-3269				
Average Per Punt	42.5	40.4				
Net punt average	38.8	35.6				
KICKOFFS-Yards	110-6761	68-3833				
Average Per Kick	61.5	56.4				
Net kick average	41.7	31.3				
TIME OF POSSESSION/Game	28:50	31:10				
3RD-DOWN Conversions	78/167	81/213				
3rd-Down Pct	47%	38%				
4TH-DOWN Conversions	7/17	11/28				
4th-Down Pct	41%	39%				
SACKS BY-Yards	34-211	22-128				
MISC YARDS	0	0				
TOUCHDOWNS SCORED	82	43				
FIELD GOALS-ATTEMPTS	21-30	15-19				
ON-SIDE KICKS	0-1	0-1				
RED-ZONE SCORES	(63-73) 86%	(40-47) 85%				
RED-ZONE TOUCHDOWNS	(47-73) 64%	(27-47) 57%				
PAT-ATTEMPTS	(78-80) 98%	(41-43) 95%				
ATTENDANCE	110722	188767				
Games/Avg Per Game	6/18454	6/31461				
Neutral Site Games		2/18970				
SCORE BY QUARTERS	1st	2nd	3rd	4th	OT	Total
WKU	189	195	127	106	20	637
Opponents	71	89	96	68	20	344

INDIVIDUAL STATISTICS

	GP	Att	Gain	Loss	Net	Avg	TD	Lg	Avg/G
WALEs, Anthony	13	237	1663	42	1621	6.8	27	59	124.7
BAKER, Quinton	14	99	575	33	542	5.5	4	39	38.7
TRIGG, Marquez	14	71	306	8	298	4.2	2	30	21.3
NORRIS, N.	14	13	222	0	222	17.1	1	85	15.9
TAYLOR, Taywan	14	6	43	7	36	6.0	0	16	2.6
FANT, Nacarius	9	6	31	5	26	4.3	0	20	2.9
JACKSON, Lucky	14	2	14	0	14	7.0	0	8	1.0
LAMP, Forrest	12	1	9	0	9	9.0	1	9	0.8
TOWNER, Kyle	14	1	3	0	3	3.0	0	3	0.2
FERBY, D'Andre	1	1	0	1	0	1.0	0	1	1.0
HOLT, Ben	14	1	1	0	1	1.0	0	1	0.1
BROWN, Stephon	14	1	0	0	0	0.0	0	0	0.0
ECKELS, Drew	8	3	0	9	-9	-3.0	0	0	-1.1
NUSS, Ryan	7	1	0	17	-17	-17.0	0	0	-2.4
FERGUSON, Tyler	9	2	0	30	-30	-15.0	0	0	-3.3
TEAM	9	13	0	34	-34	-2.6	0	0	-3.8
WHITE, Mike	14	29	54	128	-74	-2.6	0	17	-5.3
Total.....	14	487	2922	313	2609	5.4	35	85	186.4
Opponents.....	14	456	1754	393	1361	3.0	16	71	97.2

PASSING

	G	Effic	Comp-Att-Int	Pct	Yds	TD	Lng	Avg/G
WHITE, Mike	14	181.39	280-416-7	67.3	4363	37	87	311.6
FERGUSON, Tyler	9	118.43	19-41-0	46.3	234	3	61	26.0
ECKELS, Drew	8	187.60	6-12-0	50.0	118	2	74	14.8
FANT, Nacarius	9	-100.00	0-2-1	0.0	0	0	0	0.0
Total.....	14	174.87	305-471-8	64.8	4715	42	87	336.8
Opponents.....	14	127.42	328-558-14	58.8	3911	25	74	279.4

RECEIVING

	G	No.	Yds	Avg	TD	Long	Avg/G
TAYLOR, Taywan	14	98	1730	17.7	17	80	123.6
Norris, Nicholas	14	76	1318	17.3	14	87	94.1
WALEs, Anthony	13	30	323	10.8	2	38	24.8
FANT, Nacarius	9	29	407	14.0	2	61	45.2
JACKSON, Lucky	14	26	395	15.2	2	54	28.2
Donatelli, Stevie	14	13	125	9.6	2	22	8.9
Johnson, Shaquille	14	9	110	12.2	2	35	7.9
BAKER, Quinton	14	8	43	5.4	0	15	3.1
TOWNER, Kyle	14	5	69	13.8	0	33	4.9
JERNIGHAN, Quin	8	5	59	11.8	1	20	7.4
BUSH, Will	8	2	41	20.5	0	35	5.1
TRIGG, Marquez	14	2	13	6.5	0	11	0.9
BROWN, Stephon	14	1	74	74.0	0	74	5.3
Maxwell, Desmond	14	1	8	8.0	0	8	0.6
Total.....	14	305	4715	15.5	42	87	336.8
Opponents.....	14	328	3911	11.9	25	74	279.4

TOTAL OFFENSE

	G	Plays	Rush	Pass	Total	Avg/G
WHITE, Mike	14	445	-74	4363	4289	306.4
WALEs, Anthony	13	237	1621	0	1621	124.7
BAKER, Quinton	14	99	542	0	542	38.7
TRIGG, Marquez	14	71	298	0	298	21.3
Norris, Nicholas	14	13	222	0	222	15.9
FERGUSON, Tyler	9	43	-30	234	204	22.7
ECKELS, Drew	8	15	-9	118	109	13.6
TAYLOR, Taywan	14	6	36	0	36	2.6
FANT, Nacarius	9	8	26	0	26	2.9
JACKSON, Lucky	14	2	14	0	14	1.0
LAMP, Forrest	12	1	9	0	9	0.8
TOWNER, Kyle	14	1	3	0	3	0.2
FERBY, D'Andre	1	1	1	0	1	1.0
HOLT, Ben	14	1	1	0	1	0.1
NUSS, Ryan	7	1	-17	0	-17	-2.4
TEAM	9	13	-34	0	-34	-3.8
Total.....	14	958	2609	4715	7324	523.1
Opponents.....	14	1014	1361	3911	5272	376.6



ALL PURPOSE

	G	Rush	Rec	PR	KOR	IR	Tot	Avg/G
WALES, Anthony	13	1621	323	0	0	0	1944	149.5
TAYLOR, Taywan	14	36	1730	0	0	0	1766	126.1
Norris, Nicholas	14	222	1318	0	0	0	1540	110.0
TOWNER, Kylen	14	3	69	62	1048	0	1182	84.4
FANT, Nacarius	9	26	407	172	106	0	711	79.0
BAKER, Quinton	14	542	43	0	0	0	585	41.8
JACKSON, Lucky	14	14	395	0	20	0	429	30.6
TRIGG, Marquez	14	298	13	0	0	0	311	22.2
Johnson, Shaquille	14	0	110	35	51	0	196	14.0
Donatell, Stevie	14	0	125	0	43	0	168	12.0
BROWN, Stephon	14	0	74	0	12	0	86	6.1
Johnson, Leverick	14	0	0	0	0	71	71	5.1
Darden, Tacorian	5	0	0	0	0	65	65	13.0
BROWN, Keith	14	0	0	0	0	60	60	4.3
JERNIGHAN, Quin	8	0	59	0	0	0	59	7.4
BROWN, Joe	14	0	0	0	0	51	51	3.6
BUSH, Will	8	0	41	0	0	0	41	5.1
LAMP, Forrest	12	9	0	0	0	0	9	0.8
Maxwell, Desmond	14	0	8	0	0	0	8	0.6
DAVIS, Drew	14	0	0	0	0	5	5	0.4
HOLT, Ben	14	1	0	0	0	0	1	0.1
FERBY, D'Andre	1	1	0	0	0	0	1	1.0
ECKELS, Drew	8	-9	0	0	0	0	-9	-1.1
NUSS, Ryan	7	-17	0	0	0	0	-17	-2.4
FERGUSON, Tyler	9	-30	0	0	0	0	-30	-3.3
TEAM	9	-34	0	0	0	0	-34	-3.8
WHITE, Mike	14	-74	0	0	0	0	-74	-5.3
Total.....	14	2609	4715	269	1280	252	9125	651.8
Opponents.....	14	1361	3911	49	1494	135	6950	496.4

PUNT RETURNS

	No.	Yds	Avg	TD	Long
FANT, Nacarius	11	172	15.6	2	50
TOWNER, Kylen	3	62	20.7	1	32
Johnson, Shaquille	1	35	35.0	0	0
Total.....	15	269	17.9	3	50
Opponents.....	9	49	5.4	0	16

KICK RETURNS

	No.	Yds	Avg	TD	Long
TOWNER, Kylen	26	1048	40.3	1	93
Johnson, Shaquille	8	51	6.4	0	18
Donatell, Stevie	6	43	7.2	0	15
FANT, Nacarius	5	106	21.2	0	57
BROWN, Stephon	2	12	6.0	0	12
JACKSON, Lucky	1	20	20.0	0	20
Total.....	48	1280	26.7	1	93
Opponents.....	80	1494	18.7	0	36

FUMBLE RETURNS

	No.	Yds	Avg	TD	Long
Total.....	0	0	0.0	0	0
Opponents.....	1	27	27.0	0	27

INTERCEPTIONS

	No.	Yds	Avg	TD	Long
BROWN, Keith	2	60	30.0	0	52
Johnson, Leverick	2	71	35.5	1	61
Darden, Tacorian	2	65	32.5	0	63
Overstreet, Derik	1	0	0.0	0	0
HOLT, Ben	1	0	0.0	0	0
BROWN, Joe	1	51	51.0	0	51
DAVIS, Drew	1	5	5.0	0	5
JACKSON, AJ	1	0	0.0	0	0
JOHNSON, Jason	1	0	0.0	0	0
LESTON, Branden	1	0	0.0	0	0
Simmons, De'Andre	1	0	0.0	0	0
Total.....	14	252	18.0	1	63
Opponents.....	8	135	16.9	2	55

SCORING

	TD	FGs	Kick	PATs		Pass	DXP	Saf	Points
				Rush	Rcv				
WALES, Anthony	29	0-0	0-0	0-0	0	0-0	0	0	174
SIMCOX, Skyler	0	16-22	70-71	0-0	0	0-0	0	0	118
TAYLOR, Taywan	17	0-0	0-0	0-0	0	0-0	0	0	102
Norris, Nicholas	15	0-0	0-0	0-0	0	0-0	0	0	90
BAKER, Quinton	4	0-0	0-0	0-0	0	0-0	0	0	24
FANT, Nacarius	4	0-0	0-0	0-0	0	0-0	0	0	24
NUSS, Ryan	0	5-8	8-9	0-0	0	0-0	0	0	23
TOWNER, Kylen	2	0-0	0-0	0-0	0	0-0	0	0	12
JACKSON, Lucky	2	0-0	0-0	0-0	0	0-0	0	0	12
TRIGG, Marquez	2	0-0	0-0	0-0	0	0-0	0	0	12
Johnson, Shaquille	2	0-0	0-0	0-0	0	0-0	0	0	12
Donatell, Stevie	2	0-0	0-0	0-0	0	0-0	0	0	12
JERNIGHAN, Quin	1	0-0	0-0	0-0	0	0-0	0	0	6
LAMP, Forrest	1	0-0	0-0	0-0	0	0-0	0	0	6
Johnson, Leverick	1	0-0	0-0	0-0	0	0-0	0	0	6
BROWN, Joe	0	0-0	0-0	0-0	0	0-0	1	0	2
TEAM	0	0-0	0-0	0-0	0	0-0	0	1	2
COLLINS, Jake	0	0-0	0-0	0-0	0	0-1	0	0	0
WHITE, Mike	0	0-0	0-0	0-0	0	0-1	0	0	0
Total.....	82	21-30	78-80	0-0	0	0-2	1	1	637
Opponents.....	43	15-19	41-43	0-0	0	0-0	0	0	344

FIELD GOALS

	FGM-FGA	Pct	1-19	20-29	30-39	40-49	50-99	Lg	Blk
NUSS, Ryan	5-8	62.5	0-0	4-5	1-2	0-1	0-0	31	0
SIMCOX, Skyler	16-22	72.7	1-1	6-7	3-3	4-9	2-2	52	1

FG SEQUENCE

	WKU	OPPONENTS
Rice	38,(29),(26),(31)	-
at Alabama	(25),(47)	48,(36)
at Miami (Ohio)	(26)	50,(30)
Vanderbilt	25,(25)	(22)
Houston Baptist	(50),(40)	(25)
at Louisiana Tech	(26)	(44),(54)
at Middle Tennessee	(42),(52),(49),(18)	(36),(41),(25)
Old Dominion	(39)	(26)
at Florida Atlantic	41,(45)	(23)
FIU	-	-
North Texas	(24),(46)	47
at Marshall	(41),(47),(22)	-
Louisiana Tech	(32),(21),(28),(34)	(25),(36),(24)
vs. Memphis	43,(21)	(33),43

Numbers in (parentheses) indicate field goal was made.

PUNTING

	No.	Yds	Avg	Long	TB	FC	I20	50+	Blkd
COLLINS, Jake	39	1666	42.7	60	5	7	10	7	0
Occipinti, Joseph	1	35	35.0	35	0	1	0	0	0
Total.....	40	1701	42.5	60	5	8	10	7	0
Opponents.....	81	3269	40.4	67	6	35	26	12	2

KICKOFFS

	No.	Yds	Avg	TB	OB	Retn	Net	YdLn
RINELLA, Alex	100	6153	61.5	27	1			
COLE, Josh	8	483	60.4	0	1			
NUSS, Ryan	2	125	62.5	0	0			
Total.....	110	6761	61.5	27	2	1494	41.7	23
Opponents.....	68	3833	56.4	17	2	1280	31.3	33

2016 RESULTS

DATE	OPPONENT	W/L	SCORE	ATTEND
Sept. 1	Rice*	W	46-14	19,286
Sept. 10	at #1 Alabama	L	10-38	101,821
Sept. 17	at Miami (Ohio)	W	31-24	19,822
Sept. 24	Vanderbilt	L (OT)	30-31	23,674
Oct. 1	Houston Baptist	W	50-3	17,331
Oct. 6	at Louisiana Tech*	L	52-55	17,978
Oct. 15	at Middle Tennessee*	W (OT)	44-43	22,411
Oct. 22	Old Dominion*	W	59-24	18,676
Oct. 29	at FAU*	W	52-3	9,338
Nov. 5	FIU*	W	49-21	15,516
Nov. 12	North Texas*	W	45-7	16,239
Nov. 26	at Marshall*	W	60-6	17,397
Dec. 3	vs. Louisiana Tech^	W	58-44	13,213
Dec. 20	vs. Memphis%	W	51-31	24,726

GENERAL

HILLTOPPERS

2016 REVIEW

HISTORY

UNIVERSITY

OPPONENTS

DEFENSIVE STATS

	GP	-----Tackles-----			TFL/Yds	-Sacks-	---Pass Def---			-Fumbles-		Blkd	
		Solo	Ast	Total			No-Yards	Int-Yds	BrUp	QBH	Rcv-Yds	FF	Kick
2 BROWN, Keith	14	60	71	131	13.0-51	6.0-38	2-60	9	3	1-0	.	.	.
31 LESTON, Branden	14	62	34	96	1.0-1	.	1-0	9
6 MCCOLLUM, T.J.	11	45	40	85	4.0-8	.	.	3	4	.	1	.	.
4 Iyiegbuniwe, Joel	14	39	25	64	10.0-44	3.5-24	.	3	5	.	1	.	.
29 Johnson, Leverick	14	32	13	45	2.0-3	.	2-71	8	2
7 BROWN, Joe	14	34	9	43	4.0-7	2.0-4	1-51	10	.	.	1	.	.
3 JOHNSON, Chris	14	20	23	43	12.5-32	4.0-14	.	.	2
44 HOLT, Ben	14	18	21	39	1.0-6	0.5-4	1-0	3	.	1-0	.	.	.
12 Dawson-Brents, Nick	12	18	19	37	11.0-50	7.0-47	.	6	5	2-0	1	.	.
9 BRYANT, Omarius	14	17	20	37	9.5-32	3.0-20	.	1	18	1-0	.	.	.
14 GARDNER, Juwan	14	20	15	35	0.5-1	.	.	4	1
42 Overstreet, Derik	14	15	19	34	8.5-42	4.0-31	1-0	.	7
25 WHYTE, Masai	11	17	17	34	2.0-10	1.0-7	.	.	1	.	1	.	.
34 DAVIS, Drew	14	16	18	34	.	.	1-5	1	1
23 Simmons, De'Andre	14	22	8	30	.	.	1-0	8
24 DUCLOS, Devante	14	11	16	27	1.0-5	0.5-4	.	1	2
28 GREENE, Drell	13	12	12	24	1.5-9	1.0-7	.	2	.	.	.	1	.
20 ROUSH, Nathan	14	9	11	20
54 Bertram, Daeshawn	11	5	14	19	.	.	.	1	.	1-0	1	.	.
5 JOHNSON, Jason	14	10	8	18	.	.	1-0
11 REEVES, Tanner	14	6	11	17	2.0-2	.	.	.	2
96 LEWIS, Julien	14	5	11	16	1.5-6	0.5-1	.	.	2	.	1	1	.
27 MIMS, Martavius	10	6	5	11	.	.	.	2
48 Robinson, Kalvin	13	2	8	10	0.5-0	.	.	.	2
81 TOWNER, Kylan	14	4	6	10
22 FARRIS, DeAndre	11	4	6	10
56 SAYNER, Evan	14	3	6	9	1.0-2
18 Johnson, Shaquille	14	4	3	7	1	.
50 Mobley, Der'Quoine	10	2	4	6	0.5-1	.	.	.	1
8 WARD, Marcus	2	4	2	6	.	.	.	2
89 Maxwell, Desmond	14	2	2	4
35 COFFEY, Nick	7	1	3	4
38 Darden, Tacorian	5	2	2	4	.	.	2-65
39 RINELLA, Alex	14	2	1	3
95 WIGGINS, Heath	13	.	2	2
36 JACKSON, AJ	6	.	2	2	.	.	1-0	3
17 BROWN, Stephon	14	1	1	2
99 HORTON, Ty'Ron	8	1	1	2
2 TAYLOR, Taywan	14	1	.	1
11 JACKSON, Lucky	14	1	.	1
51 RAY, Brandon	14	1	.	1
19 YELDER, Deon	14	1	.	1	1	.
49 JACKSON, Canon	1	1	.	1
TM TEAM	9	1-0	.	.	1
Total.....	14	536	489	1025	87-312	34-211	14-252	76	58	7-0	7	4	1
Opponents.....	14	531	386	917	60.0-242	22-128	8-135	49	37	11-27	15	1	.

GAME-BY-GAME PASSING

#14 Mike White	Att	Comp	Int	Pct	Yards	TD	Long	Sack	Yds	Effic
Rice	31	25	0	80.6	517	3	87	0	0	252.7
at No. 1 Alabama	24	10	1	41.7	135	0	59	2	18	80.6
at Miami (Ohio)	31	19	1	61.3	268	2	53	1	6	148.7
Vanderbilt	38	22	1	57.9	222	1	24	1	1	110.4
Houston Baptist	13	11	0	84.6	225	3	80	2	11	306.2
at Louisiana Tech	50	36	0	72.0	340	5	31	2	9	162.1
at Middle Tennessee	40	29	1	72.5	391	2	45	2	8	166.1
Old Dominion	32	28	1	87.5	378	4	54	0	0	221.7
at Florida Atlantic	21	13	0	61.9	307	3	76	2	12	231.8
FIU	23	16	0	69.6	274	1	41	0	0	184.0
North Texas	25	14	0	56.0	316	4	75	0	0	215.0
at Marshall	27	16	0	59.3	233	3	30	0	0	168.4
vs. Louisiana Tech	31	21	1	67.7	421	3	55	0	0	207.3
vs. Memphis	30	20	1	66.7	336	3	41	6	24	187.1
TOTALS	416	280	7	67.3	4363	37	87	18	89	181.4

#7 FERGUSON, Tyler

Rice	Att	Comp	Int	Pct	Yards	TD	Long	Sack	Yds	Effic
Rice	3	1	0	33.3	35	0	35	0	0	131.3
at No. 1 Alabama	10	7	0	70.0	55	0	21	1	15	116.2
Vanderbilt	2	2	0	100.0	69	1	61	0	0	554.8
Houston Baptist	7	4	0	57.1	49	0	19	1	15	115.9
Old Dominion	1	0	0	0.0	0	0	0	0	0	0.0
at Florida Atlantic	2	1	0	50.0	9	1	9	0	0	252.8
FIU	6	1	0	16.7	4	0	4	0	0	22.3
North Texas	6	3	0	50.0	13	1	9	0	0	123.2
at Marshall	4	0	0	0.0	0	0	0	0	0	0.0
TOTALS	41	19	0	46.3	234	3	61	2	30	118.4

#4 ECKELS, Drew

Rice	Att	Comp	Int	Pct	Yards	TD	Long	Sack	Yds	Effic
Rice	3	2	0	66.7	26	1	24	1	6	249.5
Houston Baptist	2	1	0	50.0	9	0	9	0	0	87.8
at Florida Atlantic	2	2	0	100.0	77	1	74	1	3	588.4
FIU	3	1	0	33.3	6	0	6	0	0	50.1
North Texas	2	0	0	0.0	0	0	0	0	0	0.0
TOTALS	12	6	0	50.0	118	2	74	2	9	187.6

#1 FANT, Nacarius

Rice	Att	Comp	Int	Pct	Yards	TD	Long	Sack	Yds	Effic
Rice	1	0	0	0.0	0	0	0	0	0	0.0
at No. 1 Alabama	1	0	1	0.0	0	0	0	0	0	-200.0
TOTALS	2	0	1	0.0	0	0	0	0	0	-100.0

RUSHING GAME-BY-GAME

	No-Yds/TD	RICE	UA	MIA	VU	HBU	LT	MT	ODU	FAU	FIU	NT	MAR	LT	MEM
WALEs, Anthony	237-1,621/27	15-58/2	11-44/0	DNP	24-152/2	7-87/1	14-83/1	27-158/3	15-157/2	10-86/2	12-111/4	18-121/1	13-110/2	36-209/4	35-245/3
BAKER, Quinton	99-542/4	9-42/0	4-7/0	20-103/1	1-2/0	10-69/0	3-14/0	2-9/0	12-68/1	10-18/0	10-61/1	6-40/0	10-104/1	-	2-9/0
TRIGG, Marquez	71-298/2	2-1/0	2-7/0	7-22/0	-	6-33/1	1-1/0	-	8-21/1	15-98/0	12-47/0	15-56/0	3-12/0	-	-
NORRIS, Nicholas	13-222/1	1-2/0	-	1-7/0	3-34/0	1-85/1	1-0/0	-	-	2-61/0	1-0/0	-	1-6/0	1-26/0	1-1/0
TAYLOR, Taywan	6-36/0	-	-	1-16/0	2-11/0	-	-	-	-	2-12/0	-	1-3/0	-	-	-
FANT, Nacarius	6-26/0	1-5/0	-	1-3/0	1-5/0	1-20/0	-	2-3/0	-	DNP	-	DNP	DNP	DNP	DNP
JACKSON, Lucky	2-14/0	-	-	-	-	-	-	-	-	1-8/0	1-6/0	-	-	-	-
LAMP, Forrest	1-9/1	-	-	-	DNP	DNP	-	-	-	-	-	-	-	-	1-9/1
TOWNER, Kylan	1-3/0	-	-	-	-	-	-	-	-	-	-	-	-	-	1-3/0
FERRY, D'Andre	1-1/0	1-1/0	DNP	DNP	DNP	DNP	DNP	DNP	DNP	DNP	DNP	DNP	DNP	DNP	DNP
HOLT, Ben	1-1/0	-	-	-	1-1/0	-	-	-	-	-	-	-	-	-	-
BROWN, Stephon	1-0/0	-	-	-	-	-	-	-	-	1-0/0	-	-	-	-	-
ECKELS, Drew	3-9/0	DNP	1-6/0	-	DNP	-	DNP	DNP	-	1-3/0	1-0/0	-	-	DNP	DNP
NUSS, Ryan	1-17/0	-	-	-	-	-	DNP	1-17/0	DNP	DNP	DNP	DNP	-	DNP	DNP
FERGUSON, Tyler	2-30/0	-	1-15/0	DNP	-	1-15/0	DNP	DNP	-	-	-	-	-	DNP	DNP
TEAM	13-34/0	1-2/0	DNP	2-2/0	DNP	1-16/0	1-7/0	DNP	DNP	1-0/0	DNP	-	3-3/0	3-3/0	1-1/0
WHITE, Mike	29-74/0	-	3-14/0	3-13/0	2-5/0	2-12/0	3-4/0	5-23/0	-	2-12/0	-	1-0/0	-	1-3/0	7-4/0

RECEIVING GAME-BY-GAME

	No-Yds/TD	RICE	UA	MIA	VU	HBU	LT	MT	ODU	FAU	FIU	NT	MAR	LT	MEM
TAYLOR, Taywan	98-1,730/17	5-165/0	9-121/0	3-58/1	9-112/0	7-146/1	9-71/2	12-197/1	10-123/3	2-84/1	5-97/1	6-166/3	5-52/1	7-194/2	9-144/1
NORRIS, Nicholas	76-1,318/14	7-147/2	2-20/0	11-187/1	4-45/0	2-53/2	10-108/3	7-87/0	6-90/1	7-131/1	3-66/0	5-90/2	3-79/1	6-150/0	3-65/1
FANT, Nacarius	29-407/2	5-44/1	-	-	5-95/1	3-48/0	6-91/0	5-75/0	3-31/0	DNP	2-23/0	DNP	DNP	DNP	DNP
JACKSON, Lucky	26-395/2	1-54/0	2-45/1	-	-	1-3/0	-	1-11/0	3-41/0	3-83/1	5-57/0	2-24/0	3-27/0	3-24/0	2-26/0
WALEs, Anthony	30-323/2	4-44/0	1-1/0	DNP	2-16/0	1-7/0	6-31/0	1-4/0	2-25/0	-	1-23/0	1-0/0	2-37/1	5-53/1	4-84/0
DONATELL, Stevie	13-125/2	1-11/0	3-20/0	-	1-4/0	1-17/0	2-15/0	1-5/0	1-22/0	1-9/1	-	1-18/0	-	-	1-4/1
JOHNSON, Shaq	9-110/2	1-35/0	1-9/0	1-11/0	3-19/1	-	-	1-4/1	-	1-9/0	-	-	1-23/0	-	-
BROWN, Stephon	1-74/0	-	-	-	-	-	-	-	-	1-74/0	-	-	-	-	-
TOWNER, Kylan	5-69/0	1-17/0	-	-	-	1-9/0	-	-	2-39/0	-	-	-	-	1-4/0	-
JERNIGHAN, Quin	5-59/1	DNP	DNP	DNP	DNP	-	DNP	DNP	-	1-3/1	1-12/0	1-20/0	1-11/0	-	1-13/0
BAKER, Quinton	8-43/0	-	-	4-12/0	-	-	3-24/0	-	1-7/0	-	-	-	-	-	-
BUSH, Will	2-41/0	1-35/0	DNP	DNP	DNP	-	-	DNP	-	-	1-6/0	-	-	DNP	DNP
TRIGG, Marquez	2-13/0	-	1-2/0	-	-	-	-	-	-	-	-	-	1-11/0	-	-
MAXWELL, Desmond	1-8/0	-	-	-	-	-	-	1-8/0	-	-	-	-	-	-	-

GAME-BY-GAME TACKLES

	UA-A	TOT	RICE	UA	MIA	VU	HBU	LT	MT	ODU	FAU	FIU	NT	MAR	LT	MEM
BROWN, Keith	60-71	131	1-5	3-4	9-3	5-7	3-7	9-2	9-4	4-6	4-2	3-8	2-2	1-13	5-2	2-6
LESTON, Branden	62-34	96	3-3	6-1	6-3	6-5	2-3	6-4	10-2	3-3	2-1	5-2	2-0	1-2	5-1	5-4
MCCOLLUM, T.J.	45-40	85	5-7	4-1	3-2	8-2	DNP	DNP	5-3	2-2	2-3	2-7	6-1	2-8	6-4	DNP
IYIEGBUNUWE, J.	39-25	64	2-0	7-3	2-2	7-1	1-2	0-1	4-1	1-1	3-2	3-3	2-0	2-7	5-2	-
JOHNSON, L.	32-13	45	1-1	1-1	1-0	3-2	2-1	4-4	7-2	3-0	1-0	-	1-0	1-0	2-1	5-1
BROWN, Joe	34-9	43	6-1	0-4	3-0	1-0	3-0	5-0	3-0	2-2	-	1-0	2-0	2-1	4-1	2-0
JOHNSON, Chris	20-23	43	2-2	1-1	2-1	4-0	4-1	0-1	2-2	1-2	2-2	0-2	1-0	0-5	0-1	1-3
HOLT, Ben	18-21	39	1-1	0-1	0-1	0-3	3-4	1-1	2-1	1-0	1-0	1-0	4-2	1-5	-	3-2
DAWSON, N.	18-19	37	-	2-0	5-1	-	DNP	DNP	-	1-2	1-2	0-5	2-1	1-6	2-1	4-1
BRYANT, Omarius	17-20	37	1-3	2-2	2-1	1-0	3-2	0-1	2-2	1-0	1-3	2-1	1-0	1-2	0-1	0-2
GARDNER, Juwan	20-15	35	-	2-0	0-1	-	-	3-2	5-0	1-1	2-2	1-1	2-0	1-4	1-4	2-0
OVERSTREET, D.	15-19	34	2-3	1-1	0-1	2-0	1-1	-	1-1	1-2	1-1	0-1	-	0-2	2-2	4-4
WHYTE, Masai	17-17	34	DNP	4-1	DNP	DNP	4-4	4-3	-	0-1	1-4	1-0	1-0	0-2	-	2-2
DAVIS, Drew	16-18	34	1-2	2-0	-	-	2-3	0-1	-	0-1	4-1	3-1	1-1	1-6	1-2	1-0
SIMMONS, D.	22-8	30	0-1	0-1	1-0	1-0	1-1	2-0	1-0	1-0	-	3-1	1-0	3-2	6-2	2-0
DUCLOS, Devante	11-16	27	2-1	0-1	2-3	1-2	2-2	1-1	0-1	1-1	0-2	-	0-1	2-0	-	0-1
GREENE, Drell	12-12	24	-	0-1	4-1	1-2	1-1	2-2	2-1	0-1	DNP	1-1	-	0-1	1-0	0-1
ROUSH, Nathan	9-11	20	0-2	1-0	0-1	-	2-1	0-1	-	-	2-0	1-0	1-1	0-3	2-1	0-1
BERTRAM, D.	5-14	19	0-3	0-1	0-1	-	0-1	1-0	1-0	0-2	2-2	1-3	0-1	DNP	DNP	DNP
JOHNSON, Jason	10-8	18	1-1	3-2	1-0	-	1-1	2-1	2-1	-	-	0-1	-	0-1	-	-
REEVES, Tanner	6-11	17	1-5	2-0	1-0	0-1	-	-	0-1	0-1	0-2	1-0	-	1-1	-	-
LEWIS, Julien	5-11	16	-	-	-	0-2	1-2	0-1	1-0	0-1	1-2	0-1	1-0	1-1	0-1	-
MIMS, Martavius	6-5	11	-	0-2	-	-	0-1	1-1	1-0	2-0	1-0	1-1	DNP	DNP	DNP	DNP
ROBINSON, K.	2-8	10	-	-	0-1	0-2	1-2	0-1	-	0-1	1-0	-	-	0-1	DNP	-
TOWNER, Kyle	4-6	10	-	-	0-1	1-0	1-0	0-1	1-0	-	-	-	-	1-3	0-1	-
FARRIS, DeAndre	4-6	10	0-1	0-1	-	1-0	DNP	DNP	DNP	-	2-0	0-1	0-1	0-1	0-1	1-0
SAYNER, Evan	3-6	9	-	-	-	-	1-3	-	-	-	0-1	2-0	-	0-1	-	0-1
JOHNSON, S.	4-3	7	-	1-0	-	-	-	-	-	2-0	0-1	-	1-1	-	-	0-1
MOBLEY, D.	2-4	6	1-3	-	-	DNP	1-1	-	-	-	-	-	DNP	-	DNP	DNP
WARD, Marcus	4-2	6	0-1	4-1	DNP	DNP	DNP	DNP	DNP	DNP	DNP	DNP	DNP	DNP	DNP	DNP
MAXWELL, D.	2-2	4	-	-	-	-	-	1-0	-	-	-	-	1-0	0-1	-	0-1
COFFEY, Nick	1-3	4	DNP	1-1	-	DNP	0-1	0-1	DNP	DNP	DNP	-	-	-	DNP	DNP
DARDEN, T.	2-2	4	DNP	DNP	DNP	DNP	DNP	DNP	DNP	DNP	DNP	-	2-0	0-1	-	0-1
RINELLA, Alex	2-1	3	-	-	1-0	-	-	-	-	-	-	-	-	0-1	1-0	-
HORTON, Ty/Ron	1-1	2	-	-	DNP	DNP	-	-	DNP	1-1	DNP	-	-	-	DNP	DNP
BROWN, Stephon	1-1	2	-	-	-	-	1-0	-	-	0-1	-	-	-	-	-	-
JACKSON, AJ	0-2	2	-	0-1	DNP	DNP	0-1	-	DNP	DNP	DNP	DNP	-	DNP	DNP	-
WIGGINS, Heath	0-2	2	DNP	-	-	-	-	-	-	-	0-1	-	-	0-1	-	-
TAYLOR, Taywan	1-0	1	-	-	-	-	-	-	1-0	-	-	-	-	-	-	-
RAY, Brandon	1-0	1	-	-	-	1-0	-	-	-	-	-	-	-	-	-	-
JACKSON, Lucky	1-0	1	-	-	-	-	-	1-0	-	-	-	-	-	-	-	-
JACKSON, Canon	1-0	1	DNP	DNP	DNP	DNP	DNP	DNP	DNP	1-0	DNP	DNP	DNP	DNP	DNP	DNP
YELDER, Deon	1-0	1	-	-	-	-	-	1-0	-	-	-	-	-	-	-	-

GAME-BY-GAME SACKS

	UA-A	TOT	RICE	UA	MIA	VU	HBU	LT	MT	ODU	FAU	FIU	NT	MAR	LT	MEM
DAWSON-BRENTS, Nick	5-4	7.0	-	-	-	-	DNP	DNP	-	-	-	1.0-5	-	0.5-4	2.5-24	3.0-14
BROWN, Keith	5-2	6.0	-	-	1.0-7	1.0-9	0.5-5	-	-	-	-	0.5-4	-	1.0-4	2.0-9	-
OVERSTREET, Derik	2-4	4.0	-	-	0.5-4	-	1.0-9	-	-	-	-	-	-	0.5-4	0.5-1	1.5-13
JOHNSON, Chris	4-0	4.0	-	-	2.0-5	-	1.0-2	-	-	-	1.0-7	-	-	-	-	-
IYIEGBUNIWE, Joel	3-1	3.5	-	1.0-6	1.5-12	1.0-6	-	-	-	-	-	-	-	-	-	-
BRYANT, Omarius	3-0	3.0	-	1.0-9	2.0-11	-	-	-	-	-	-	-	-	-	-	-
BROWN, Joe	2-0	2.0	-	-	-	-	1.0-1	-	-	-	-	-	1.0-3	-	-	-
GREENE, Drell	1-0	1.0	-	-	-	1.0-7	-	-	-	-	DNP	-	-	-	-	-
WHYTE, Masai	1-0	1.0	DNP	-	DNP	DNP	-	-	-	-	-	1.0-7	-	-	-	-
LEWIS, Julien	0-1	0.5	-	-	-	-	-	-	-	-	-	0.5-1	-	-	-	-
HOLT, Ben	0-1	0.5	-	-	-	-	0.5-4	-	-	-	-	-	-	-	-	-
DUCLOS, Devante	0-1	0.5	-	-	-	-	-	-	-	-	-	-	-	-	-	0.5-4

GAME-BY-GAME TACKLES FOR LOSS

	UA-A	TOT	RICE	UA	MIA	VU	HBU	LT	MT	ODU	FAU	FIU	NT	MAR	LT	MEM
BROWN, Keith	7-12	13.0	0.5-2	-	1.5-8	2.5-12	0.5-5	1.0-3	0.5-0	0.5-1	-	1.0-4	-	2.5-7	2.0-9	0.5-0
JOHNSON, Chris	11-3	12.5	-	-	2.0-5	4.0-5	1.0-2	-	1.0-2	1.0-4	1.0-7	0.5-1	-	1.0-2	-	1.0-4
DAWSON-BRENTS, Nick	7-8	11.0	-	-	1.0-1	-	DNP	DNP	-	0.5-0	-	2.0-5	1.0-1	1.0-5	2.5-24	3.0-14
IYIEGBUNIWE, Joel	8-4	10.0	1.0-1	1.0-6	2.0-13	3.0-13	-	-	-	-	-	1.5-2	-	1.0-6	0.5-3	-
BRYANT, Omarius	9-1	9.5	1.5-6	1.0-9	2.0-11	1.0-1	-	-	1.0-1	1.0-2	-	1.0-1	1.0-1	-	-	-
OVERSTREET, Derik	4-9	8.5	0.5-2	-	0.5-4	1.0-1	1.0-9	-	0.5-1	-	-	-	-	1.0-5	2.0-6	2.0-14
MCCOLLUM, T.J.	3-2	4.0	-	-	-	-	DNP	DNP	-	1.0-3	-	0.5-1	1.0-1	0.5-1	1.0-2	DNP
BROWN, Joe	4-0	4.0	1.0-1	-	-	-	1.0-1	-	-	-	-	-	1.0-3	-	-	1.0-2
WHYTE, Masai	2-0	2.0	DNP	-	DNP	DNP	-	1.0-3	-	-	-	-	1.0-7	-	-	-
REEVES, Tanner	1-2	2.0	0.5-0	-	1.0-1	0.5-1	-	-	-	-	-	-	-	-	-	-
JOHNSON, Leverick	2-0	2.0	-	-	-	-	-	-	-	-	-	-	-	-	-	2.0-3
GREENE, Drell	1-1	1.5	-	-	-	1.0-7	-	-	-	-	DNP	-	-	0.5-2	-	-
LEWIS, Julien	1-1	1.5	-	-	-	-	-	-	1.0-5	-	-	0.5-1	-	-	-	-
DUCLOS, Devante	0-2	1.0	-	-	-	-	0.5-1	-	-	-	-	-	-	-	-	0.5-4
LESTON, Branden	1-0	1.0	-	-	-	-	-	1.0-1	-	-	-	-	-	-	-	-
HOLT, Ben	0-2	1.0	-	-	-	-	0.5-4	-	-	-	-	-	-	0.5-2	-	-
SAYNER, Evan	1-0	1.0	-	-	-	-	-	-	-	-	-	1.0-2	-	-	-	-
MOBLEY, Der'Quione	0-1	0.5	-	-	-	DNP	0.5-1	-	-	-	-	-	DNP	-	DNP	DNP
ROBINSON, Kalvin	0-1	0.5	-	-	-	-	-	-	-	-	-	-	-	0.5-0	DNP	-
GARDNER, Juwan	0-1	0.5	-	-	-	-	-	-	-	-	-	-	-	0.5-1	-	-

GAME-BY-GAME PUNT RETURNS

	No.-Yds	RICE	UA	MIA	VU	HBU	LT	MT	ODU	FAU	FIU	NT	MAR	LT	MEM
FANT, Nacarius	11-172	2-4	2-13	2-52	1-1	3-68	-	-	1-44	DNP	-	DNP	DNP	DNP	DNP
TOWNER, Kyleen	3-62	-	-	-	-	-	-	-	-	1-2	1-22	-	1-32	-	-
JOHNSON, Shaquille	1-35	-	-	-	-	-	1-35	-	-	-	-	-	-	-	-

GAME-BY-GAME KICK RETURNS

	No.-Yds	RICE	UA	MIA	VU	HBU	LT	MT	ODU	FAU	FIU	NT	MAR	LT	MEM
TOWNER, Kyleen	26-1048	3-111	3-61	2-146	-	2-47	3-167	1-20	3-47	1-19	3-66	1-66	1-93	2-178	1-27
FANT, Nacarius	5-106	-	-	2-25	-	-	-	2-24	1-57	DNP	-	DNP	DNP	DNP	DNP
JOHNSON, Shaquille	8-51	-	-	-	-	-	3-31	-	-	-	-	-	1-10	4-10	-
DONATELL, Stevie	6-43	-	-	-	-	-	2-22	1-15	1-12	-	-	-	-	2-6	-
JACKSON, Lucky	1-20	-	-	-	-	-	-	-	-	-	-	-	-	-	1-20
BROWN, Stephon	2-12	-	-	-	-	-	2-12	-	-	-	-	-	-	-	-

GAME-BY-GAME INTERCEPTION RETURNS

	No.-Yds	RICE	UA	MIA	VU	HBU	LT	MT	ODU	FAU	FIU	NT	MAR	LT	MEM
DARDEN, Tacorian	2-65	DNP	DNP	DNP	DNP	DNP	DNP	DNP	DNP	DNP	-	1-63	1-2	-	-
JOHNSON, Leverick	2-71	-	-	-	1-10	-	-	-	-	-	1-61	-	-	-	-
BROWN, Keith	2-60	-	-	-	-	-	-	1-52	-	-	-	-	-	-	1-8
JACKSON, AJ	1-0	1-0	-	DNP	DNP	-	-	DNP	DNP	DNP	DNP	-	DNP	DNP	-
JOHNSON, Jason	1-0	-	-	-	-	-	-	-	-	1-0	-	-	-	-	-
LESTON, Branden	1-0	-	-	-	-	-	-	-	-	-	-	-	-	1-0	-
HOLT, Ben	1-0	-	-	-	-	-	-	-	1-0	-	-	-	-	-	-
OVERSTREET, Derik	1-0	-	-	-	-	-	-	-	-	-	1-0	-	-	-	-
BROWN, Joe	1-51	-	-	-	-	-	-	-	-	-	-	-	-	1-51	-
SIMMONS, DeAndre	1-0	1-0	-	-	-	-	-	-	-	-	-	-	-	-	-
DAVIS, Drew	1-5	-	-	-	-	1-5	-	-	-	-	-	-	-	-	-

GENERAL

HILLTOPPERS

2016 REVIEW

HISTORY

UNIVERSITY

OPPONENTS

GAME-BY-GAME ALL-PURPOSE YARDS

	TOTAL	RI	UA	MIA	VU	HBU	LT	MT	ODU	FAU	FIU	NT	MAR	LT	MEM
WALE, Anthony	1944	102	43	DNP	168	94	114	162	182	86	134	121	147	262	329
TAYLOR, Taywan	1766	165	121	74	123	146	71	197	123	96	97	163	52	194	144
NORRIS, Nicholas	1540	149	20	194	79	138	108	87	90	192	66	90	85	176	66
TOWNER, Kylene	1182	128	61	146	-	56	173	20	86	21	88	66	129	178	30
FANT, Nacarius	711	35	13	80	99	136	91	102	132	DNP	23	DNP	DNP	DNP	DNP
BAKER, Quinton	585	42	7	115	-2	69	38	9	75	18	61	40	104	-	9
JACKSON, Lucky	429	54	45	-	-	3	-	11	41	91	63	24	27	24	46
TRIGG, Marquez	311	1	9	22	-	33	1	-	21	98	47	67	12	-	-
JOHNSON, Shaquille	196	35	9	11	19	-	66	4	-	9	-	-	33	10	-
DONATELL, Stevie	168	11	20	-	4	17	37	20	34	9	-	18	-	-6	4
BROWN, Stephon	86	-	-	-	-	-	-	-	-	74	-	-	-	-	-
JOHNSON, Lerick	71	-	-	-	10	-	-	-	-	-	61	-	-	-	-
DARDEN, Tacorian	65	DNP	DNP	DNP	DNP	DNP	DNP	DNP	DNP	DNP	-	63	2	-	-
BROWN, Keith	60	-	-	-	-	-	-	52	-	-	-	-	-	-	8
JERNIGHAN, Quin	59	DNP	DNP	DNP	DNP	-	DNP	DNP	-	3	12	20	11	-	13
BROWN, Joe	51	-	-	-	-	-	-	-	-	-	-	-	51	-	-
BUSH, Will	41	35	DNP	DNP	DNP	DNP	-	DNP	-	-	6	-	-	DNP	DNP
LAMP, Forrest	9	-	-	-	DNP	DNP	-	-	-	-	-	-	-	-	9
MAXWELL, Desmond	8	-	-	-	-	-	-	8	-	-	-	-	-	-	-
DAVIS, Drew	5	-	-	-	-	5	-	-	-	-	-	-	-	-	-
HOLT, Ben	1	-	-	-	-	1	-	-	-	-	-	-	-	-	-
FERBY, D'Andre	1	1	DNP	DNP	DNP	DNP	DNP	DNP	DNP	DNP	DNP	DNP	DNP	DNP	DNP
ECKELS, Drew	-9	DNP	-6	-	DNP	-	DNP	DNP	-	-3	-	-	-	DNP	DNP
NUSS, Ryan	-17	-	-	-	-	-	DNP	-17	DNP	DNP	DNP	DNP	-	DNP	DNP
FERGUSON, Tyler	-30	-	-15	DNP	-	-15	DNP	DNP	-	-	-	-	-	DNP	DNP
TEAM	-34	-2	-	-2	-	-16	-7	-	-	-	-	-	-3	-3	-1
WHITE, Mike	-74	-	-14	-13	5	-12	-4	-23	-	-12	-	-	-	3	-4

GAME-BY-GAME TEAM COMPARISON

Opponent	Score	First Downs				Rushing		Passing		Total Offense	Return	Turn-overs
		Total	Rush	Pass	Pen	Number-Yards	Comp-Att-Int	Yards	Plays-Yards			
Rice	46-14	23/21	4/7	17/11	2/3	30-97/33-105	26-35-0/23-38-2	552/186	65-649/71-291	107/91	0/2	
Alabama	10-38	12/23	2/9	9/13	1/1	22-23/39-124	19-38-2/25-42-0	216/351	60-239/81-475	74/139	2/1	
Miami (Ohio)	31-24	19/23	7/5	10/13	2/5	35-136/38-85	19-31-1/20-41-0	268/339	66-404/79-424	223/104	3/1	
Vanderbilt	30-31	27/19	12/5	12/10	3/4	33-205/42-110	24-40-1/18-29-1	291/279	73-496/71-389	9/99	3/1	
Houston Baptist	50-3	23/17	11/6	12/9	0/2	30-252/46-86	16-22-0/13-33-1	283/138	52-535/79-224	120/130	0/1	
Louisiana Tech	52-55	26/26	7/7	18/15	1/4	23-87/27-107	36-50-0/33-45-0	340/454	73-427/72-561	273/135	2/0	
Middle Tenn.	44-43	28/32	12/7	15/22	1/3	37-130/32-171	29-40-1/42-54-1	391/434	77-521/86-605	111/29	1/1	
Old Dominion	59-24	29/13	11/2	17/10	1/1	35-246/23-67	28-33-1/19-34-1	378/263	68-624/57-330	160/165	1/1	
Florida Atlantic	52-3	22/12	11/6	11/4	0/2	45-268/33-125	16-25-0/15-34-1	393/77	70-661/67-202	211/121	1/2	
FIU	49-21	24/17	10/4	14/13	0/0	37-225/30-101	18-32-0/22-34-2	284/210	69-509/64-311	149/68	2/3	
North Texas	45-7	25/7	11/3	12/4	2/0	41-214/20-115	17-33-0/17-33-1	329/117	74-543/53-232	129/162	0/2	
Marshall	60-6	27/18	14/10	11/4	2/4	30-229/39-87	16-31-0/19-35-2	233/143	61-462/74-230	188/182	0/2	
Louisiana Tech	58-44	31/26	13/5	15/20	3/1	41-235/22-5	21-31-1/35-57-1	421/502	72-656/79-507	182/188	3/1	
Memphis	51-31	28/27	14/5	11/18	3/4	48-262/32-73	20-30-1/27-49-1	336/418	78-598/81-491	55/92	1/3	

TOTALS 637-344 344/281 139/81 184/166 21/34 487-2609/456-1361 305-471-8/328-558-14 4715/3911 958-7324/1014-5272 1801/1705 19/21

Note: Game totals are displayed in the format TEAM/OPPONENT for each category

Opponent	3rd Down Conversions	4th Down Conversions	Time of Possession	TOP Margin	Avg Yds/Rush	Avg Yds/Pass	Avg Yds/Play	Punting Number-Avg	Penalties Number-Yards
Rice	3-10/7-14	0-1/0-1	32:15/27:45	4:30	3.2/3.2	15.8/4.9	10.0/4.1	2-47.5/7-44.7	8-74/10-62
Alabama	6-16/9-18	0-1/2-2	24:16/35:44	-11:28	1.0/3.2	5.7/8.4	4.0/5.9	8-47.0/5-46.4	2-16/12-84
Miami (Ohio)	2-11/5-17	0-1/1-2	24:15/35:45	-11:30	3.9/2.2	8.6/8.3	6.1/5.4	6-38.8/8-37.8	9-126/11-87
Vanderbilt	3-12/8-16	2-3/0-0	27:37/32:23	-4:46	6.2/2.6	7.3/9.6	6.8/5.5	3-42.0/6-32.7	11-88/5-51
Houston Baptist	4-8/9-20	0-0/0-2	21:48/38:12	-16:24	8.4/1.9	12.9/4.2	10.3/2.8	2-35.0/7-42.1	3-35/5-28
Louisiana Tech	8-14/7-13	3-3/0-1	27:12/32:48	-5:36	3.8/4.0	6.8/10.1	5.8/7.8	2-37.5/2-18.0	5-58/5-64
Middle Tenn.	6-13/9-16	1-2/0-1	29:11/30:49	-1:38	3.5/5.3	9.8/8.0	6.8/7.0	2-48.5/2-31.5	7-64/4-30
Old Dominion	8-12/2-13	0-1/1-3	32:36/27:24	5:12	7.0/2.9	11.5/7.7	9.2/5.8	2-42.0/7-39.3	7-81/7-61
Florida Atlantic	10-16/1-13	0-0/0-1	32:22/27:38	4:44	6.0/3.8	15.7/2.3	9.4/3.0	4-47.2/10-46.6	8-80/1-10
FIU	8-12/4-13	0-2/2-3	27:11/32:49	-5:38	6.1/3.4	8.9/6.2	7.4/4.9	2-49.0/6-37.3	3-15/4-30
North Texas	7-13/3-14	0-0/0-2	36:07/33:53	12:14	5.2/5.8	10.0/3.5	7.3/4.4	2-43.0/7-47.1	9-55/8-66
Marshall	3-9/8-18	1-1/1-3	20:40/39:20	-18:40	7.6/2.2	7.5/4.1	7.6/3.1	2-24.5/7-37.6	6-80/11-90
Louisiana Tech	6-11/5-14	0-0/1-1	31:36/28:24	3:12	5.7/0.2	13.6/8.8	9.1/6.4	0-0.0/5-39.0	7-75/8-64
Memphis	4-10/4-14	0-0/3-6	36:38/23:22	13:16	5.5/2.3	11.2/8.5	7.7/6.1	3-41.0/2-39.5	8-84/5-53

TOTALS 78-167/81-213 7-17/11-28 403:44/436:16 -32:32 5.4/3.0 10.0/7.0 7.6/5.2 40-42.5/81-40.4 931/780

WKU INSIDE OPPONENT RED-ZONE

Opponent	Score	Times		Total Pts	Rush TDs	Pass TDs	TDs	FGs		-----Failed to score inside RZ-----				
		In RZ	Scored					Made	FGA	Downs	Int	Fumb	Half	Game
Rice	46-14	8	7	37	4	2	2	3	1	0	0	0	0	0
at Alabama	10-38	1	1	3	0	0	0	1	0	0	0	0	0	0
at Miami (Ohio)	31-24	4	2	10	1	1	0	1	0	1	0	1	0	0
Vanderbilt	30-31	6	4	23	3	2	1	1	1	0	1	0	0	0
Houston Baptist	50-3	3	3	17	2	1	1	1	0	0	0	0	0	0
at Louisiana Tech	52-55	6	6	38	5	1	4	1	0	0	0	0	0	0
at Middle Tennessee	44-43	6	4	24	3	2	1	1	1	1	0	0	0	0
Old Dominion	59-24	5	5	35	5	3	2	0	0	0	0	0	0	0
at Florida Atlantic	52-3	4	4	24	3	1	2	1	0	0	0	0	0	0
FIU	49-21	5	4	28	4	4	0	0	0	0	0	0	1	0
North Texas	45-7	3	3	17	2	1	1	1	0	0	0	0	0	0
at Marshall	60-6	6	6	38	5	3	2	1	0	0	0	0	0	0
vs. Louisiana Tech	58-44	9	8	44	5	3	2	3	1	0	0	0	0	0
vs. Memphis	51-31	7	6	37	5	4	1	1	1	0	0	0	0	0
Totals		73	63	375	47	28	19	16	5	2	1	1	1	0
63 of 73 (86.3%)														

OPPONENTS INSIDE WKU RED-ZONE

Opponent	Score	Times		Total Pts	Rush TDs	Pass TDs	TDs	FGs		-----Failed to score inside RZ-----				
		In RZ	Scored					Made	FGA	Downs	Int	Fumb	Half	Game
Rice	46-14	2	1	7	1	1	0	0	0	0	1	0	0	0
at Alabama	10-38	5	5	31	4	2	2	1	0	0	0	0	0	0
at Miami (Ohio)	31-24	3	2	10	1	1	0	1	0	1	0	0	0	0
Vanderbilt	30-31	5	5	31	4	3	1	1	0	0	0	0	0	0
Houston Baptist	50-3	1	1	3	0	0	0	1	0	0	0	0	0	0
at Louisiana Tech	52-55	6	5	31	4	2	2	1	0	0	0	0	1	0
at Middle Tennessee	44-43	6	5	26	3	2	1	2	0	0	1	0	0	0
Old Dominion	59-24	2	2	10	1	1	0	1	0	0	0	0	0	0
at Florida Atlantic	52-3	1	1	3	0	0	0	1	0	0	0	0	0	0
FIU	49-21	4	3	21	3	1	2	0	0	0	1	0	0	0
North Texas	45-7	0	0	0	0	0	0	0	0	0	0	0	0	0
at Marshall	60-6	2	1	6	1	0	1	0	0	1	0	0	0	0
vs. Louisiana Tech	58-44	6	6	30	3	1	2	3	0	0	0	0	0	0
vs. Memphis	51-31	4	3	17	2	0	2	1	0	0	0	1	0	0
Totals		47	40	226	27	14	13	13	0	2	3	1	1	0
40 of 47 (85.1%)														

3RD-DOWN CONVERSIONS

Opponent	Score	Overall		1st Qtr		2nd Qtr		3rd Qtr		4th Qtr	
		Attempts	Conversions	Attempts	Conversions	Attempts	Conversions	Attempts	Conversions	Attempts	Conversions
Rice	46-14	3-10	30.0%	1-3	33.3%	1-2	50.0%	1-3	33.3%	0-2	0.0%
at Alabama	10-38	6-16	37.5%	0-3	0.0%	3-6	50.0%	0-2	0.0%	3-5	60.0%
at Miami (Ohio)	31-24	2-11	18.2%	1-3	33.3%	1-3	33.3%	0-3	0.0%	0-2	0.0%
Vanderbilt	30-31	3-12	25.0%	1-3	33.3%	0-2	0.0%	1-4	25.0%	1-3	33.3%
Houston Baptist	50-3	4-8	50.0%	0-0	0.0%	4-5	80.0%	0-1	0.0%	0-2	0.0%
at Louisiana Tech	52-55	8-14	57.1%	4-5	80.0%	3-7	42.9%	0-0	0.0%	1-2	50.0%
at Middle Tennessee	44-43	6-13	46.2%	2-4	50.0%	3-3	100.0%	1-2	50.0%	0-4	0.0%
Old Dominion	59-24	8-12	66.7%	3-3	100.0%	2-3	66.7%	2-3	66.7%	1-3	33.3%
at Florida Atlantic	52-3	10-16	62.5%	4-5	80.0%	2-4	50.0%	2-3	66.7%	2-4	50.0%
FIU	49-21	8-12	66.7%	2-2	100.0%	2-3	66.7%	2-4	50.0%	2-3	66.7%
North Texas	45-7	7-13	53.8%	3-5	60.0%	2-3	66.7%	0-1	0.0%	2-4	50.0%
at Marshall	60-6	3-9	33.3%	0-0	0.0%	2-4	50.0%	1-1	100.0%	0-4	0.0%
vs. Louisiana Tech	58-44	6-11	54.5%	2-3	66.7%	1-2	50.0%	1-2	50.0%	2-4	50.0%
vs. Memphis	51-31	4-10	40.0%	1-2	50.0%	2-2	100.0%	1-4	25.0%	0-2	0.0%
WKU		78-167	46.7%	24-41	58.5%	28-49	57.1%	12-33	36.4%	14-44	31.8%
Opponents		81-213	38.0%	15-52	28.8%	20-51	39.2%	23-54	42.6%	20-53	37.7%

4TH-DOWN CONVERSIONS

Opponent	Score	Overall		1st Qtr		2nd Qtr		3rd Qtr		4th Qtr	
		Attempts	Conversions	Attempts	Conversions	Attempts	Conversions	Attempts	Conversions	Attempts	Conversions
Rice	46-14	0-1	0.0%	0-1	0.0%	0-0	0.0%	0-0	0.0%	0-0	0.0%
at Alabama	10-38	0-1	0.0%	0-0	0.0%	0-0	0.0%	0-0	0.0%	0-1	0.0%
at Miami (Ohio)	31-24	0-1	0.0%	0-0	0.0%	0-1	0.0%	0-0	0.0%	0-0	0.0%
Vanderbilt	30-31	2-3	66.7%	1-1	100.0%	0-1	0.0%	1-1	100.0%	0-0	0.0%
Houston Baptist	50-3	0-0	0.0%	0-0	0.0%	0-0	0.0%	0-0	0.0%	0-0	0.0%
at Louisiana Tech	52-55	3-3	100.0%	0-0	0.0%	2-2	100.0%	0-0	0.0%	1-1	100.0%
at Middle Tennessee	44-43	1-2	50.0%	0-1	0.0%	0-0	0.0%	0-0	0.0%	1-1	100.0%
Old Dominion	59-24	0-1	0.0%	0-0	0.0%	0-0	0.0%	0-1	0.0%	0-0	0.0%
at Florida Atlantic	52-3	0-0	0.0%	0-0	0.0%	0-0	0.0%	0-0	0.0%	0-0	0.0%
FIU	49-21	0-2	0.0%	0-0	0.0%	0-0	0.0%	0-1	0.0%	0-1	0.0%
North Texas	45-7	0-2	0.0%	0-1	0.0%	0-0	0.0%	0-0	0.0%	0-1	0.0%
at Marshall	60-6	1-1	100.0%	0-0	0.0%	0-0	0.0%	0-0	0.0%	1-1	100.0%
vs. Louisiana Tech	58-44	0-0	0.0%	0-0	0.0%	0-0	0.0%	0-0	0.0%	0-0	0.0%
vs. Memphis	51-31	0-0	0.0%	0-0	0.0%	0-0	0.0%	0-0	0.0%	0-0	0.0%
WKU		7-17	41.2%	1-4	25.0%	2-4	50.0%	1-3	33.3%	3-6	50.0%
Opponents		11-28	39.3%	2-6	33.3%	0-3	0.0%	5-7	71.4%	4-12	33.3%

OFFENSIVE GAME-BY-GAME STARTERS

Opponent	WR	WR	WR	LT	LG	C	RG	RT	TE	QB	RB
Rice	Taylor	Norris	Fant	Lamp	Ray	Halpin	Edwards	Williams	S. Johnson	White	Wales
Alabama	Taylor	Norris	Fant	Lamp	Ray	Halpin	Edwards	Williams	S. Johnson	White	Wales
Miami (Ohio)	Taylor	Maxwell (TE)	Holt (FB)	Lamp	Ray	Halpin	Edwards	Williams	S. Johnson	White	Trigg
Vanderbilt	Taylor	Norris	Fant	Williams	Ray	Halpin	Edwards	Sims	L. Jackson (WR)	White	Wales
Houston Baptist	Taylor	Norris	Fant	Nord	Ray	Halpin	Edwards	Williams	S. Johnson	White	Wales
Louisiana Tech	Taylor	Norris	Fant	Lamp	Ray	Halpin	Edwards	Williams	S. Johnson	White	Wales
Middle Tenn.	Taylor	Norris	Fant	Lamp	Ray	Halpin	Edwards	Williams	Sims	White	Wales
Old Dominion	Taylor	Norris	Fant	Lamp	Ray	Halpin	Edwards	Williams	Sims	White	Wales
Florida Atlantic	Taylor	Maxwell (TE)	L. Jackson	Lamp	Ray	Halpin	Edwards	Williams	Sims	White	Baker
FIU	Taylor	Norris	Fant	Lamp	Ray	Halpin	Edwards	Williams	S. Johnson	White	Wales
North Texas	Taylor	Norris	L. Jackson	Lamp	Ray	Halpin	Edwards	Williams	Sims	White	Wales
Marshall	Taylor	Norris	L. Jackson	Lamp	Ray	Halpin	Edwards	Williams	Sims	White	Wales
Louisiana Tech	Taylor	Norris	L. Jackson	Lamp	Ray	Halpin	Edwards	Williams	Sims	White	Wales
Memphis	Taylor	Norris	L. Jackson	Lamp	Ray	Halpin	Edwards	Williams	Jernighan (WR)	White	Wales

DEFENSIVE GAME-BY-GAME STARTERS

Opponent	End	T	T	End	LB	LB	CB	S	S	CB	LB/NK
Rice	Reeves	C. Johnson	Bryant	Overstreet	Brown	McCollum	J. Brown	Ward	Leston	Simmons	Iyiegboniwe
Alabama	Reeves	C. Johnson	Bryant	Overstreet	Brown	McCollum	J. Brown	Ward	Leston	Simmons	Iyiegboniwe
Miami (Ohio)	Dawson	C. Johnson	Bryant	Overstreet	Brown	McCollum	J. Brown	Greene	Leston	L. Johnson	Iyiegboniwe
Vanderbilt	Dawson	C. Johnson	Bryant	Overstreet	Brown	McCollum	L. Johnson	Greene	Leston	Simmons	Iyiegboniwe
Houston Baptist	Reeves	C. Johnson	Bryant	Overstreet	Brown	Whyte	L. Johnson	Greene	Leston	Simmons	Iyiegboniwe
Louisiana Tech	J. Brown (NK)	C. Johnson	Bryant	Overstreet	Brown	Whyte	L. Johnson	Greene	Leston	Simmons	Iyiegboniwe
Middle Tenn.	J. Johnson (NK)	C. Johnson	Bryant	Overstreet	Brown	McCollum	Mims	Greene	Leston	Simmons	Iyiegboniwe
Old Dominion	Reeves	C. Johnson	Bryant	Overstreet	Brown	McCollum	J. Brown	Gardner	Leston	Simmons	Iyiegboniwe
Florida Atlantic	Reeves	C. Johnson	Bryant	Overstreet	Brown	McCollum	J. Brown	Gardner	Leston	Simmons	Iyiegboniwe
FIU	Dawson	C. Johnson	Bryant	Overstreet	Brown	McCollum	J. Brown	Greene	Leston	Simmons	Iyiegboniwe
North Texas	Dawson	C. Johnson	Bryant	Overstreet	Brown	McCollum	J. Brown	Gardner	Leston	Simmons	Iyiegboniwe
Marshall	Dawson	C. Johnson	Bryant	Overstreet	Brown	McCollum	J. Brown	Gardner	Leston	Simmons	Iyiegboniwe
Louisiana Tech	Dawson	C. Johnson	Bryant	Overstreet	Brown	McCollum	J. Brown	Gardner	Leston	Simmons	Iyiegboniwe
Memphis	Dawson	C. Johnson	Bryant	Overstreet	Brown	Holt	L. Johnson	Gardner	Leston	Simmons	Iyiegboniwe

GAME-BY-GAME NOTABLES

Opponent	Captains	Coin Toss	Kick/Receive	1st Possession	Game Time	Game Length	Jerseys	Pants	Result
Rice	Davis, Lamp, Wales, Ward	Loss	Kick	TOD	7:06 p.m. CT	3:33	Red	Black	W, 46-14
at #1 Alabama	Davis, Lamp, McCollum, Ward	Win	Receive	Punt	2:35 p.m. CT	3:20	White	White	L, 10-38
at Miami (Ohio)	Davis, Lamp, McCollum, Taylor	Loss	Kick	INT	3:36 p.m. ET	3:48	White	Red	W, 31-24
Vanderbilt	Davis, Lamp, McCollum, Wales	Loss	Receive	TD	3:32 p.m. CT	3:38	Red	Red	L, 30-31 (OT)
Houston Baptist	Davis, Lamp, Taylor, Wales	Win	Receive	TD	6:00 p.m. CT	3:01	White	White	W, 50-3
at Louisiana Tech	Davis, Lamp, Taylor, Wales	Win	Receive	TD	7:02 p.m. CT	3:45	White	Black	L, 52-55
at Middle Tenn.	Davis, Lamp, McCollum, Wales	Win	Receive	TOD	1:34 p.m. CT	3:25	White	White	W, 44-43 (2OT)
Old Dominion	Davis, Lamp, Taylor, Wales	Loss	Receive	TD	6:06 p.m. CT	3:32	Red	White	W, 59-24
at Florida Atlantic	Davis, Lamp, McCollum, Taylor	Win	Receive	TD	3:36 p.m. ET	3:04	White	Black	W, 52-3
FIU	Davis, Lamp, Taylor, Wales	Loss	Kick	TD	4:34 p.m. CT	3:08	Red	Red	W, 49-21
North Texas	Davis, Lamp, Taylor, Wales	Loss	Receive	TD	2:34 p.m. CT	3:06	Red	Black	W, 45-7
at Marshall	Davis, Lamp, Taylor, Wales	Win	Receive	TD	7:02 p.m. ET	3:12	White	Red	W, 60-6
Louisiana Tech^	Davis, Lamp, Taylor, Wales	Loss	Receive	FG	11:03 a.m. CT	3:49	Red	White	W, 58-44
Memphis%	Davis, Lamp, Wales	Loss	Kick	Punt	7:05 p.m. ET	3:51	Red	Black	W, 51-31

RETURNING CAREER CONSECUTIVE AND TOTAL STARTS

OFFENSE	Yr.	Total Starts	Consec. Starts	---Starts by Year---				
				2016	2015	2014	2013	
Brandon Ray, OL	Sr.	41	41	14	14	13	0	
Mike White, QB*	Sr.	29	14	14	0	10	5	
Dennis Edwards, OL	Jr.	26	25	13	13	0	0	
Jake Collins, P	Jr.	25	25	14	11	0	0	
Leon Allen, RB	Sr.	14	-	0	2	11	1	
Alex Rinella, KOS	So.	14	14	14	0	0	0	
Nacarius Fant, WR	Jr.	9	-	8	1	0	0	
Jimmie Sims, OL	Sr.	7	3	7	0	0	0	
Lucky Jackson, WR	So.	6	4	6	0	0	0	
D'Andre Ferby, RB	Jr.	4	-	0	4	0	0	
Ryan Nuss, PK	Jr.	4	-	4	0	0	0	
Quinton Baker, RB	So.	1	-	1	0	0	0	
Quin Jernighan, WR	So.	1	1	1	0	0	0	
Matt Nord, OL	Sr.	1	-	1	0	0	0	
Ben Holt, FB	So.	1	-	1	0	0	0	
Marquez Trigg, RB	So.	1	-	1	0	0	0	

DEFENSE	Yr.	Total Starts	Consec. Starts	---Starts by Year---				
				2016	2015	2014	2013	
Derik Overstreet, DL	Sr.	35	35	14	14	7	0	
Marcus Ward, DB	Sr.	31	-	2	14	12	3	
Joe Brown, DB	Sr.	14	-	10	4	0	0	
Chris Johnson, DL	Sr.	14	14	14	0	0	0	
Joel Iyiegboniwe, LB	Jr.	14	14	14	0	0	0	
DeAndre Simmons, DB	Sr.	14	5	12	2	0	0	
Tanner Reeves, DL	Sr.	8	-	5	0	3	0	
Drell Greene, DB	Jr.	7	-	7	0	0	0	
Leverick Johnson, DB	Sr.	6	1	6	0	0	0	
Juwan Gardner, DB	Jr.	6	4	6	0	0	0	
Martavius Mims, DB	Jr.	2	-	1	1	0	0	
Masai Whyte, LB	Jr.	2	-	2	0	0	0	
Jason Johnson, DB	So.	1	-	1	0	0	0	



SCORING SUMMARY

Sept. 1 vs. Rice	Qtr.	Time	Plays	Yds.	Elapsed
Anthony Wales, 5-yard rush	1	5:35	4	86	1:35
White to Norris, 87-yard pass	1	1:31	2	87	0:44
White to Fant, 6-yard pass	2	9:37	6	65	2:47
Anthony Wales, 1-yard rush	2	7:03	6	46	2:01
<i>Skylar Simcox, 29-yard FG</i>	3	10:24	9	76	4:36
<i>Ryan Nuss, 26-yard FG</i>	3	4:31	7	73	3:09
White to Norris, 19-yard pass	4	14:01	6	45	3:09
<i>Ryan Nuss, 31-yard FG</i>	4	5:12	6	35	3:03

Sept. 10 at #1 Alabama	Qtr.	Time	Plays	Yds.	Elapsed
<i>Ryan Nuss, 25-yard FG</i>	1	8:03	5	71	1:07
Eckels to L. Jackson, 24-yard pass	4	0:46	3	26	0:48

Sept. 17 at Miami (Ohio)	Qtr.	Time	Plays	Yds.	Elapsed
Quinton Baker, 2-yard rush	2	5:30	11	63	3:29
<i>Ryan Nuss, 26-yard FG</i>	3	9:42	4	5	1:55
White to Norris, 53-yard pass	3	7:46	3	82	0:46
White to Taylor, 36-yard pass	4	13:44	3	55	1:07

Sept. 24 vs. Vanderbilt	Qtr.	Time	Plays	Yds.	Elapsed
Anthony Wales, 4-yard rush	1	11:06	14	75	3:54
T. Ferguson to Fant, 61-yard pass	2	8:18	2	92	0:40
Anthony Wales, 20-yard rush	4	11:33	8	80	2:32
<i>Ryan Nuss, 25-yard FG</i>	4	1:02	10	67	4:27

Oct. 1 vs. Houston Baptist	Qtr.	Time	Plays	Yds.	Elapsed
Anthony Wales, 45-yard rush	1	13:31	4	82	1:29
White to Norris, 34-yard pass	1	6:33	4	60	1:18
White to Norris, 19-yard pass	2	11:19	10	68	4:15
<i>Skylar Simcox, 50-yard FG</i>	2	5:59	10	41	3:43
White to Taylor, 80-yard pass	2	0:25	4	90	1:13
Nicholas Norris, 85-yard rush	3	9:34	1	85	0:13
Marquez Trigg, 12-yard rush	3	4:31	5	45	1:30

Oct. 6 at Louisiana Tech	Qtr.	Time	Plays	Yds.	Elapsed
White to Norris, 9-yard pass	1	11:15	10	50	3:45
Anthony Wales, 1-yard rush	1	4:59	2	13	0:38
White to Taylor, 7-yard pass	2	14:15	9	62	3:21
<i>Skylar Simcox, 26-yard FG</i>	2	6:34	13	50	6:19
White to Norris, 31-yard pass	3	6:14	5	63	1:47
White to Taylor, 8-yard pass	4	14:05	5	66	1:39
White to Norris, 11-yard pass	4	7:24	11	71	3:36

Oct. 15 at Middle Tennessee	Qtr.	Time	Plays	Yds.	Elapsed
<i>Skylar Simcox, 42-yard FG</i>	1	2:29	7	51	3:55
Anthony Wales, 1-yard rush	2	8:10	12	60	5:18
White to Taylor, 45-yard pass	2	1:46	6	72	2:31
<i>Skylar Simcox, 52-yard FG</i>	2	0:00	4	31	0:31
White to S. Johnson, 4-yard pass	3	10:02	9	86	3:32
<i>Skylar Simcox, 18-yard FG</i>	4	0:05	10	77	1:26

Oct. 22 vs. Old Dominion	Qtr.	Time	Plays	Yds.	Elapsed
Anthony Wales, 44-yard rush	1	13:50	3	85	1:10
White to Taylor, 6-yard pass	1	7:08	11	82	5:10
Quinton Baker, 3-yard rush	1	3:15	5	33	2:03
White to Taylor, 14-yard pass	2	14:50	3	16	0:29
White to Taylor, 54-yard pass	2	9:27	5	85	2:12
Anthony Wales, 3-yard rush	2	3:26	2	25	0:34
White to Norris, 45-yard pass	2	0:58	3	68	0:51
<i>Skylar Simcox, 40-yard FG</i>	2	0:00	4	43	0:30
Marquez Trigg, 1-yard rush	4	12:39	6	58	2:35

Oct. 29 at Florida Atlantic	Qtr.	Time	Plays	Yds.	Elapsed
White to Norris, 76-yard pass	1	14:12	3	75	0:48
White to L. Jackson, 54-yard pass	1	1:18	7	82	2:48
White to Taylor, 65-yard pass	2	13:51	3	75	1:09
<i>Skylar Simcox, 45-yard FG</i>	2	1:42	14	70	5:59
Anthony Wales, 30-yard rush	3	5:53	6	80	2:48
Anthony Wales, 11-yard rush	3	2:21	6	80	2:13
T. Ferguson to Donatell, 9-yard pass	4	3:26	5	27	2:02
Eckels to Jernighan, 3-yard pass	4	2:07	5	70	2:28

Nov. 5 vs. FIU	Qtr.	Time	Plays	Yds.	Elapsed
Quinton Baker, 10-yard rush	1	9:51	10	76	3:00
Anthony Wales, 1-yard rush	1	3:10	6	76	2:30
White to Taylor, 41-yard pass	2	14:50	2	55	0:17
Anthony Wales, 5-yard rush	2	0:38	11	80	3:04
Anthony Wales, 59-yard rush	3	14:41	1	59	0:19
Anthony Wales, 10-yard rush	3	10:36	5	68	1:59

Nov. 12 vs. North Texas	Qtr.	Time	Plays	Yds.	Elapsed
White to Taylor, 64-yard pass	1	12:31	5	75	2:29
White to Taylor, 75-yard pass	1	10:40	1	75	0:12
<i>Skylar Simcox, 24-yard FG</i>	1	6:22	8	31	2:48
White to Norris, 33-yard pass	2	9:35	1	33	0:08
Anthony Wales, 3-yard rush	2	0:27	11	70	4:08
White to Norris, 24-yard pass	3	10:32	6	86	2:51
T. Ferguson to Taylor, 4-yard pass	3	3:00	3	33	1:35

Nov. 26 at Marshall	Qtr.	Time	Plays	Yds.	Elapsed
White to Taylor, 21-yard pass	1	10:11	5	67	1:57
Anthony Wales, 19-yard rush	1	6:01	6	71	1:31
White to Taylor, 16-yard pass	1	0:56	7	66	2:00
White to Norris, 25-yard pass	2	14:52	1	25	0:08
<i>Skylar Simcox, 41-yard FG</i>	2	5:23	8	26	3:00
<i>Skylar Simcox, 47-yard FG</i>	2	0:00	8	51	0:48
Anthony Wales, 1-yard rush	3	10:46	8	62	3:21
<i>Skylar Simcox, 22-yard FG</i>	4	14:52	7	65	2:05
Quinton Baker, 4-yard rush	4	7:23	5	35	2:18

Dec. 3 vs. Louisiana Tech ^A	Qtr.	Time	Plays	Yds.	Elapsed
<i>Skylar Simcox, 32-yard FG</i>	1	11:56	8	54	3:04
Anthony Wales, 15-yard rush	1	7:40	7	70	2:38
Anthony Wales, 26-yard rush	1	3:38	6	75	2:05
White to Taylor, 10-yard pass	1	0:00	3	63	1:34
White to Taylor, 45-yard pass	2	10:17	2	72	0:49
White to Taylor, 4-yard pass	2	5:05	7	23	3:21
<i>Skylar Simcox, 28-yard FG</i>	3	5:45	10	55	4:32
Anthony Wales, 15-yard rush	3	4:05	2	40	0:48
<i>Skylar Simcox, 34-yard FG</i>	4	7:19	9	63	4:57
Anthony Wales, 13-yard rush	4	0:58	9	83	4:37

Dec. 20 vs. Memphis%	Qtr.	Time	Plays	Yds.	Elapsed
White to Donatell, 4-yard pass	1	7:42	8	75	3:01
Forrest Lamp, 9-yard rush	1	5:38	8	78	3:51
White to Norris, 37-yard pass	2	11:59	6	74	2:13
Anthony Wales, 2-yard rush	2	2:16	13	71	6:44
White to Taylor, 41-yard pass	3	13:24	4	75	1:36
Anthony Wales, 3-yard rush	3	7:31	3	21	1:23
<i>Skylar Simcox, 21-yard FG</i>	3	3:34	6	71	2:00
Anthony Wales, 1-yd rush	4	2:18	11	75	6:29

DRIVE SUPERLATIVES

Longest TD Drive (Yards) - 92 yards / 2 plays in 0:40 vs. Vanderbilt

Most Plays on TD Drive - 14 plays / 75 yards in 3:54 vs. Vanderbilt

Fewest Plays on TD Drive - 1 play / 5 times (Norris - 85 yd rush vs. HBU, Wales - 59 yd rush vs. FIU, Taylor - 75 yd catch vs. NT, Norris - 33 yd catch vs. NT and Norris - 25 yd catch at Marshall)

Most Time Used on TD Drive - 6:44 / 71 yards in 13 plays vs. Memphis

Least Time Used on TD Drive - 0:08 / 2 times (Norris - 33 yd catch vs. NT and Norris - 25 yd catch at Marshall)

Number of TD Drives Less than 2:00 - 34 of 75 (45.3 percent)



INDIVIDUAL GAME HIGHS (LAST TIME)

Rushes	36	WALE, Anthony vs Louisiana Tech (Dec 03, 2016)
Yards Rushing	245	WALE, Anthony vs MEMPHIS (Dec 20, 2016)
TD Rushes	4	WALE, Anthony vs Louisiana Tech (Dec 03, 2016)
Long Rush	85	Norris, Nicholas vs HBU (Oct 01, 2016)
Pass attempts	50	WHITE, Mike at Louisiana Tech (Oct 06, 2016)
Pass completions	36	WHITE, Mike at Louisiana Tech (Oct 06, 2016)
Yards Passing	517	WHITE, Mike vs RICE (Sep 01, 2016)
TD Passes	5	WHITE, Mike at Louisiana Tech (Oct 06, 2016)
Long Pass	87	WHITE, Mike vs RICE (Sep 01, 2016)
Receptions	12	TAYLOR, Taywan at Middle Tenn. (Oct 15, 2016)
Yards Receiving	197	TAYLOR, Taywan at Middle Tenn. (Oct 15, 2016)
TD Receptions	3	TAYLOR, Taywan vs North Texas (Nov 12, 2016)
Long Reception	87	Norris, Nicholas vs RICE (Sep 01, 2016)
Field Goals	3	SIMCOX, Skyler vs Louisiana Tech (Dec 03, 2016)
Long Field Goal	52	SIMCOX, Skyler at Middle Tenn. (Oct 15, 2016)
Punts	8	COLLINS, Jake at Alabama (Nov 20, 2016)
Punting Avg	49.0	COLLINS, Jake vs FIU (Nov 05, 2016)
Long Punt	60	COLLINS, Jake at FAU (Oct 29, 2016)
Punts inside 20	2	COLLINS, Jake vs FIU (Nov 05, 2016)
Long Punt Return	50	FANT, Nacaruis vs HBU (Oct 01, 2016)
Long KO Return	93	TOWNNER, Kylen at MARSHALL (Nov 26, 2016)
Tackles	14	BROWN, Keith at MARSHALL (Nov 26, 2016)
Sacks	3.0	Dawson-Brents, Nick vs MEMPHIS (Dec 20, 2016)
Tackles For Loss	4.0	JOHNSON, Chris vs VANDY (Sep 24, 2016)
Interceptions	1	14 times

TEAM GAME HIGHS (LAST TIME)

Rushes	48	vs MEMPHIS (Dec 20, 2016)
Yards Rushing	268	at FAU (Oct 29, 2016)
Yards Per Rush	8.4	vs HBU (Oct 01, 2016)
TD Rushes	5	vs FIU (Nov 05, 2016)
Pass attempts	50	at Louisiana Tech (Oct 06, 2016)
Pass completions	36	at Louisiana Tech (Oct 06, 2016)
Yards Passing	552	vs RICE (Sep 01, 2016)
Yards Per Pass	15.8	vs RICE (Sep 01, 2016)
TD Passes	5	vs North Texas (Nov 12, 2016)
Total Plays	78	vs MEMPHIS (Dec 20, 2016)
Total Offense	661	at FAU (Oct 29, 2016)
Yards Per Play	10.3	vs HBU (Oct 01, 2016)
Points	60	at MARSHALL (Nov 26, 2016)
Sacks By	7	at MIAMI (Sep 17, 2016)
First Downs	31	vs Louisiana Tech (Dec 03, 2016)
Penalties	11	vs VANDY (Sep 24, 2016)
Penalty Yards	126	at MIAMI (Sep 17, 2016)
Turnovers	3	vs Louisiana Tech (Dec 03, 2016)
Interceptions By	2	at MARSHALL (Nov 26, 2016)
Punts	8	at Alabama (Sep 10, 2016)
Punting Avg	49.0	vs FIU (Nov 05, 2016)
Long Punt	60	at FAU (Oct 29, 2016)
Punts inside 20	2	vs FIU (Nov 05, 2016)
Long Punt Return	50	vs HBU (Oct 01, 2016)

OPPONENT INDIVIDUAL GAME HIGHS (LAST TIME)

Rushes	27	Ralph Webb, vs Vanderbilt (Sep 24, 2016)
Yards Rushing	143	MATHERS, I., at Middle Tennessee (Oct 15, 2016)
TD Rushes	3	Ralph Webb, vs Vanderbilt (Sep 24, 2016)
Long Rush	71	TUCKER, Andrew, vs North Texas (Nov 12, 2016)
Pass attempts	57	HIGGINS, Ryan, vs Louisiana Tech (Dec 03, 2016)
Pass completions	42	STOCKSTILL, B., at Middle Tennessee (Oct 15, 2016)
Yards Passing	502	HIGGINS, Ryan, vs Louisiana Tech (Dec 03, 2016)
TD Passes	5	HIGGINS, Ryan, vs Louisiana Tech (Oct 06, 2016)
Long Pass	74	HIGGINS, Ryan, vs Louisiana Tech (Dec 03, 2016)
Receptions	16	JAMES, Richie, at Middle Tennessee (Oct 15, 2016)
Yards Receiving	232	HENDERSON, C., at Louisiana Tech (Oct 06, 2016)
TD Receptions	3	MILLER, Anthony, vs Memphis (Dec 20, 2016)
Long Reception	74	HENDERSON, C., vs Louisiana Tech (Dec 03, 2016)
Field Goals	3	BARNES, J., vs Louisiana Tech (Dec 03, 2016)
Long Field Goal	54	BARNES, J., at Louisiana Tech (Oct 06, 2016)
Punts	10	SCHOMP, Dalton, at FAU (Oct 29, 2016)
Punting Avg	51.5	SHOUSE, Gerald, vs LA Tech (Dec 03, 2016)
Long Punt	67	SCHOMP, Dalton, at FAU (Oct 29, 2016)
Punts inside 20	5	FOX, Jack, vs RICE (Sep 01, 2016)
Long Punt Return	16	TAYLOR, Trent, at Louisiana Tech (Oct 06, 2016)
Long KO Return	36	THOMAS, Maurice, at MIAMI (Sep 17, 2016)
Tackles	11	MAULET, Arthur, vs MEMPHIS (Dec 20, 2016)
Sacks	3.0	MAULET, Arthur, vs MEMPHIS (Dec 20, 2016)
Tackles For Loss	3.5	MAULET, Arthur, vs MEMPHIS (Dec 20, 2016)
Interceptions	1	Eight times

OPPONENT TEAM GAME HIGHS (LAST TIME)

Rushes	46	vs HBU (Oct 01, 2016)
Yards Rushing	171	at Middle Tennessee (Oct 15, 2016)
Yards Per Rush	5.8	vs North Texas (Nov 12, 2016)
TD Rushes	3	vs VANDY (Sep 24, 2016)
Pass attempts	57	vs Louisiana Tech (Dec 03, 2016)
Pass completions	42	at Middle Tennessee (Oct 15, 2016)
Yards Passing	502	vs Louisiana Tech (Dec 03, 2016)
Yards Per Pass	10.1	at Louisiana Tech (Oct 06, 2016)
TD Passes	5	at Louisiana Tech (Oct 06, 2016)
Total Plays	86	at Middle Tennessee (Oct 15, 2016)
Total Offense	605	at Middle Tennessee (Oct 15, 2016)
Yards Per Play	7.8	at Louisiana Tech (Oct 06, 2016)
Points	55	at Louisiana Tech (Oct 06, 2016)
Sacks By	6	vs MEMPHIS (Dec 20, 2016)
First Downs	32	at Middle Tennessee (Oct 15, 2016)
Penalties	12	at Alabama (Sep 10, 2016)
Penalty Yards	90	at MARSHALL (Nov 26, 2016)
Turnovers	3	vs MEMPHIS (Dec 20, 2016)
Interceptions By	2	at Alabama (Sep 10, 2016)
Punts	10	at FAU (Oct 29, 2016)
Punting Avg	47.1	vs North Texas (Nov 12, 2016)
Long Punt	67	at FAU (Oct 29, 2016)
Punts inside 20	5	vs RICE (Sep 01, 2016)
Long Punt Return	16	at Louisiana Tech (Oct 06, 2016)

GAME OPENING DRIVES

	-----WKU-----				-----OPP-----			
	Plays	Yds.	TOP	Result	Plays	Yds.	TOP	Result
Rice	7	19	2:41	TOD	4	-25	1:36	Safety
at Alabama	3	-5	1:22	Punt	6	38	1:46	Miss FG
at Miami (OH)	4	40	1:09	INT	5	32	2:34	Punt
Vanderbilt	14	75	3:54	TD	3	1	1:38	Punt
Houston Bap.	4	82	1:29	TD	12	47	5:40	TOD
at LA Tech	10	50	3:45	TD	5	75	2:08	TD
at MT	11	48	5:08	TOD	8	54	3:28	FG
ODU	3	85	1:10	TD	3	3	1:32	Punt
at FAU	3	75	0:48	TD	5	15	2:58	Punt
FIU	10	76	3:00	TD	4	15	2:09	Punt
North Texas	5	75	2:29	TD	3	3	1:39	Punt
at Marshall	5	67	1:57	TD	3	2	2:38	Punt
LA Tech	8	54	3:04	FG	5	76	1:38	Punt
Memphis	3	3	1:15	Punt	3	6	1:09	Punt

SECOND HALF OPENING DRIVES

	-----WKU-----				-----OPP-----			
	Plays	Yds.	TOP	Result	Plays	Yds.	TOP	Result
Rice	9	76	4:36	FG	5	25	2:44	Punt
at Alabama	5	6	2:37	Punt	14	44	5:35	Punt
at Miami (OH)	3	-6	1:03	Punt	5	0	2:09	Fumble
Vanderbilt	13	64	4:07	INT	10	75	5:45	TD
Houston Bap.	1	85	0:13	TD	11	33	5:13	Punt
at LA Tech	1	5	0:13	Fumble	12	84	5:10	TD
at MT	9	86	3:32	TD	5	34	1:26	Punt
ODU	4	13	2:43	INT	9	77	3:14	TD
at FAU	3	9	2:01	Punt	3	3	1:24	Punt
FIU	1	59	0:44	TD	3	3	2:06	Punt
North Texas	6	86	2:51	TD	5	15	1:37	Punt
at Marshall	8	62	3:21	TD	3	-2	0:53	Punt
LA Tech	10	55	4:32	FG	5	65	1:45	TD
Memphis	4	75	1:36	TD	6	26	1:230	Punt

PARTICIPATION

NAME	GP/GS	RICE	UA	MIA	VU	HBU	LT	MT	ODU	FAU	FIU	NT	MAR	LT	MEM
3 BAKER, Quinton	14/1	XXX	XXX	XXX	XXX	XXX	XXX	XXX	XXX	START	XXX	XXX	XXX	XXX	XXX
54 BERTRAM, D.	1/11	XXX	XXX	START	XXX	XXX	XXX	XXX	XXX	XXX	XXX	XXX
7 BROWN, Joe	14/10	START	START	START	START	XXX	START	XXX	START	START	START	START	START	START	XXX
2 BROWN, Keith	14/14	START	START	START	START	START	START	START	START	START	START	START	START	START	START
17 BROWN, Stephon	14/-	XXX	XXX	XXX	XXX	XXX	XXX	XXX	XXX	XXX	XXX	XXX	XXX	XXX	XXX
9 BRYANT, Omarious	14/14	START	START	START	START	START	START	START	START	START	START	START	START	START	START
13 BUSH, Will	8/-	XXX	XXX	XXX	...	XXX	XXX	XXX	XXX	XXX
35 COFFEY, Nick	7/-	...	XXX	XXX	...	XXX	XXX	XXX	XXX	XXX	XXX
86 COLE, Josh	3/-	XXX	XXX	XXX
49 COLLINS, Jake	14/-	XXX	XXX	XXX	XXX	XXX	XXX	XXX	XXX	XXX	XXX	XXX	XXX	XXX	XXX
38 DARDEN, T.	5/-	XXX	XXX	XXX	XXX	XXX	XXX
34 DAVIS, Drew	14/-	XXX	XXX	XXX	XXX	XXX	XXX	XXX	XXX	XXX	XXX	XXX	XXX	XXX	XXX
12 DAWSON, N.	12/7	XXX	XXX	START	START	XXX	XXX	XXX	START	START	START	START	START
87 DONATELL, S.	14/-	XXX	XXX	XXX	XXX	XXX	XXX	XXX	XXX	XXX	XXX	XXX	XXX	XXX	XXX
47 DOWLING, Nolan	14/-	XXX	XXX	XXX	XXX	XXX	XXX	XXX	XXX	XXX	XXX	XXX	XXX	XXX	XXX
24 DUCLOS, Devante	14/-	XXX	XXX	XXX	XXX	XXX	XXX	XXX	XXX	XXX	XXX	XXX	XXX	XXX	XXX
4 ECKELS, Drew	8/-	...	XXX	XXX	...	XXX	XXX	XXX	XXX	XXX	XXX
64 EDWARDS, Dennis	14/13	START	START	XXX	START	START	START	START	START	START	START	START	START	START	START
1 FANT, Nacarius	9/8	START	START	XXX	START	START	START	START	START	...	START
22 FARRIS, DeAndre	11/-	XXX	XXX	XXX	XXX	XXX	XXX	XXX	XXX	XXX	XXX	XXX
32 FERBY, D'Andre	1/-	XXX
7 FERGUSON, Tyler	9/-	XXX	XXX	...	XXX	XXX	XXX	XXX	XXX	XXX	XXX
14 GARDNER, Juwan	14/6	XXX	XXX	XXX	XXX	XXX	XXX	XXX	START	START	XXX	START	START	START	START
28 GREENE, Drell	13/6	XXX	XXX	START	START	START	START	START	XXX	...	START	XXX	XXX	XXX	XXX
70 HALPIN, Max	14/14	START	START	START	START	START	START	START	START	START	START	START	START	START	START
44 HOLT, Ben	14/2	XXX	XXX	START	XXX	XXX	XXX	XXX	XXX	XXX	XXX	XXX	XXX	XXX	START
99 HORTON, Ty'Ron	8/-	XXX	XXX	XXX	XXX	...	XXX	...	XXX	XXX	XXX
68 HOWELL, Parker	5/-	...	XXX	XXX	XXX	XXX	XXX
4 IYIEGBUNUWE, J.	14/14	START	START	START	START	START	START	START	START	START	START	START	START	START	START
36 JACKSON, AJ	6/-	XXX	XXX	XXX	XXX	XXX	XXX
49 JACKSON, Canon	1/-	XXX
11 JACKSON, Lucky	14/6	XXX	XXX	XXX	START	XXX	XXX	XXX	XXX	START	XXX	START	START	START	START
16 JERNIGHAN, Quin	8/1	XXX	XXX	XXX	XXX	XXX	XXX	START
3 JOHNSON, Chris	14/14	START	START	START	START	START	START	START	START	START	START	START	START	START	START
5 JOHNSON, Jason	14/1	XXX	XXX	XXX	XXX	XXX	XXX	START	XXX	XXX	XXX	XXX	XXX	XXX	XXX
29 JOHNSON, L.	14/6	XXX	XXX	START	START	START	START	XXX	XXX	START	XXX	XXX	XXX	XXX	START
18 JOHNSON, S.	14/6	START	START	START	XXX	START	START	XXX	XXX	XXX	START	XXX	XXX	XXX	XXX
76 LAMP, Forrest	12/12	START	START	START	START	START	START	START	START	START	START	START	START
31 LESTON, Branden	14/14	START	START	START	START	START	START	START	START	START	START	START	START	START	START
96 LEWIS, Julien	14/-	XXX	XXX	XXX	XXX	XXX	XXX	XXX	XXX	XXX	XXX	XXX	XXX	XXX	XXX
79 MANLEY, Joe	12/-	XXX	XXX	XXX	XXX	XXX	XXX	XXX	XXX	XXX	XXX	XXX	XXX
89 MAXWELL, D.	14/2	XXX	XXX	START	XXX	XXX	XXX	XXX	XXX	START	XXX	XXX	XXX	XXX	XXX
6 MCCOLLUM, T.J.	11/11	START	START	START	START	START	START	START	START	START	START	START	...
27 MIMS, Martavius	10/1	XXX	XXX	XXX	XXX	XXX	XXX	START	XXX	XXX	XXX
50 MOBLEY, D.	10/-	XXX	XXX	XXX	...	XXX	XXX	XXX	XXX	XXX	XXX	...	XXX
6 NIXON, Devin	2/-	XXX	XXX
69 NORD, Matt	14/1	XXX	XXX	XXX	XXX	START	XXX	XXX	XXX	XXX	XXX	XXX	XXX	XXX	XXX
15 NORRIS, N.	14/12	START	START	XXX	START	START	START	START	START	XXX	START	START	START	START	START
37 NUSS, Ryan	7/-	XXX	XXX	XXX	XXX	XXX	...	XXX	XXX
15 OCCHIPINTI, J.	1/-	XXX
42 OVERSTREET, D.	14/14	START	START	START	START	START	START	START	START	START	START	START	START	START	START
63 PATE, Miles	11/-	XXX	XXX	XXX	XXX	XXX	XXX	XXX	XXX	XXX	XXX	XXX
51 RAY, Brandon	14/14	START	START	START	START	START	START	START	START	START	START	START	START	START	START
11 REEVES, Tanner	14/5	START	START	XXX	XXX	START	XXX	XXX	START	START	XXX	XXX	XXX	XXX	XXX
73 REYNOLDS, C.	8/-	...	XXX	XXX	XXX	XXX	XXX	XXX	XXX	...	XXX
39 RINELLA, Alex	14/-	XXX	XXX	XXX	XXX	XXX	XXX	XXX	XXX	XXX	XXX	XXX	XXX	XXX	XXX
48 ROBINSON, K.	13/-	XXX	XXX	XXX	XXX	XXX	XXX	XXX	XXX	XXX	XXX	XXX	XXX	...	XXX
20 ROUSH, Nathan	14/-	XXX	XXX	XXX	XXX	XXX	XXX	XXX	XXX	XXX	XXX	XXX	XXX	XXX	XXX
56 SAYNER, Evan	14/-	XXX	XXX	XXX	XXX	XXX	XXX	XXX	XXX	XXX	XXX	XXX	XXX	XXX	XXX
71 SCAIFE, R.J.	5/-	...	XXX	XXX	XXX	XXX	XXX
88 SIMCOX, Skyler	14/-	XXX	XXX	XXX	XXX	XXX	XXX	XXX	XXX	XXX	XXX	XXX	XXX	XXX	XXX
23 SIMMONS, D.	14/12	START	START	XXX	START	START	START	START	START	XXX	START	START	START	START	START
75 SIMS, Jimmie	12/7	XXX	XXX	XXX	START	START	START	START	XXX	START	START	START	XXX
2 TAYLOR, Taywan	14/14	START	START	START	START	START	START	START	START	START	START	START	START	START	START
81 TOWNER, Kyleen	14/-	XXX	XXX	XXX	XXX	XXX	XXX	XXX	XXX	XXX	XXX	XXX	XXX	XXX	XXX
5 TRIGG, Marquez	14/1	XXX	XXX	START	XXX	XXX	XXX	XXX	XXX	XXX	XXX	XXX	XXX	XXX	XXX
65 TRUE, Nick	2/-	XXX	XXX
41 VAUGHAN, Blair	4/-	XXX	XXX	XXX	...	XXX
84 VOLLMER, W.	1/-	XXX
20 WALES, Anthony	13/12	START	START	...	START	START	START	START	START	XXX	START	START	START	START	START
8 WARD, Marcus	2/2	START	START
14 WHITE, Mike	14/14	START	START	START	START	START	START	START	START	START	START	START	START	START	START
25 WHYTE, Masai	11/2	...	XXX	START	START	XXX	XXX	XXX	XXX	XXX	XXX	XXX	XXX
95 WIGGINS, Heath	13/-	...	XXX	XXX	XXX	XXX	XXX	XXX	XXX	XXX	XXX	XXX	XXX	XXX	XXX
62 WILLIAMS, D.	14/14	START	START	START	START	START	START	START	START	START	START	START	START	START	START
19 YELDER, Deon	14/-	XXX	XXX	XXX	XXX	XXX	XXX	XXX	XXX	XXX	XXX	XXX	XXX	XXX	XXX

GENERAL

HILLTOPPERS

2016 REVIEW

HISTORY

UNIVERSITY

OPPONENTS



GAME 1

WKU 46, Rice 14

Sept. 1, 2016 • Houchens-Smith Stadium • 19,286

BOWLING GREEN, Ky. (AP) -- Mike White threw for 517 yards and three touchdowns in his debut as starting quarterback as Western Kentucky opened the season and Conference USA play with a 46-14 drubbing of Rice. White, who was 25 for 31 passing, is only the third quarterback to throw for 500 or more yards in Western Kentucky history. The Hilltoppers had two receivers top 100 yards in receiving as Taywan Taylor caught five passes for 165 yards and Nicholas Norris hauled in seven for 147 yards and two scores. Western Kentucky, which won its 13th straight conference game, finished with 552 yards passing and 97 rushing, amassing 649 yards while limiting Rice to 288 total yards. White's first scoring strike was for 87 yards as Norris hauled that one in for a 16-0 lead with 1:31 left in the first quarter. The Hilltoppers were up 30-7 at the half.

Scoring Summary

	1	2	3	4	OT	Score
RICE	0	7	7	0	--	14
WKU	16	14	6	10	--	46

Team	Qtr	Time	Scoring Play	Pl.	TOP	Score
WKU	1	13:24	Safety (TEAM)	--	--	2-0
WKU	1	4:00	Wales 5-yard rush (Nuss kick)	4-86	1:35	9-0
WKU	1	1:31	Norris 87-yard pass from White (Simcox kick)	2-87	0:44	16-0
RICE	2	12:24	Davis 2-yard rush (Tobola Kick)	12-80	4:07	16-7
WKU	2	9:37	Fant 6-yard pass from White (Nuss kick)	6-65	2:47	23-7
WKU	2	7:03	Wales 1-yard rush (Simcox kick)	6-46	2:01	30-7
WKU	3	10:24	Simcox 29-yard field goal	9-76	4:36	33-7
WKU	3	4:31	Nuss 26-yard field goal	7-73	3:09	36-7
RICE	3	2:01	Stehling 22-yard rush	6-65	2:21	36-14
WKU	4	14:01	Norris 19-yard pass from White (Simcox kick)	6-45	3:09	43-14
WKU	4	5:12	Nuss 31-yard field goal	6-35	3:03	46-14

RICE WKU

First Downs	21	23
Rushes - Net Yards	33-105	30-97
Rushing Touchdowns	2	2
Yards Passing	186	552
Completions-Attempts-Int	23-38-2	26-35-0
Total Plays - Total Offense	70-291	65-649
Fumbles: Number-Lost	2-0	0-0
Penalties: Number-Yards	10-62	8-77
Punts - Avg.	7-44.7	2-47.5
Time of Possession	27:45	32:15
Third-Down Conversions	7 of 14	3 of 10
Fourth-Down Conversions	0 of 1	0 of 1

RUSHING: RICE -- Stehling 11-85/1, Dillard 9-19, Stewart 3-14, Davis 6-10/1, Walter 3-1, TEAM 1(-24) ; **WKU** -- Wales 15-58/2, Baker 9-47, Norris 1-2, Trigg 2-1, Ferby 1-1, TEAM 1(-2), Fant 1(-5)

PASSING: RICE -- Stehling 23-38-186/0-2 ; **WKU** -- White 25-31-517/3-0, Ferguson 1-3-35/0-0, Fant 0-1-0/0-0

RECEIVING: RICE -- Smith 3-60, Mayden 4-56, German 3-25, Wright 3-16, Davis 1-15, Wright 1-8, Alaka 2-4, Stewart 1-3, Pollard 3-0, Dillard 2(-1) ; **WKU** -- Taylor 5-165, Norris 7-147/2, Jackson 1-54, Fant 5-44/1, Wales 4-44, Johnson 1-35, Bush 1-35, Towner 1-17, Donatell 1-11

GAME 2

No. 1 Alabama 38, WKU 10

Sept. 10, 2016 • Bryant-Denny Stadium • 101,821

TUSCALOOSA, Ala. (AP) -- Taywan Taylor hauled in 121 yards receiving on nine receptions Saturday, but Western Kentucky fell to No. 1 Alabama 38-10. Freshman Jalen Hurts passed for 287 yards and two touchdowns in his first career start. Hurts likely nailed down the quarterback job with a 23-of-36 passing performance. Western Kentucky (1-1) was outgained 475-239 in total yards against a defense that has allowed 16 points in the first two games. Ridley had nine catches for 129 yards and Stewart gained 90 yards on five receptions. Both also logged carries. Western Kentucky quarterback Mike White left late in the third quarter. He was 10 of 24 for 135 yards with an interception after racking up 517 yards in the opener against Rice. The Hilltoppers converted a turnover into a touchdown in the final minute.

Scoring Summary

	1	2	3	4	OT	Score
WKU	3	0	0	7	--	10
BAMA	10	7	7	14	--	38

Team	Q	Time	Scoring Play	Drive	TOP	Score
BAMA	1	9:10	Griffith 36-yard field goal	5-59	1:59	0-3
WKU	1	8:03	Nuss 25-yard field goal	5-71	1:07	3-3
BAMA	1	0:00	Ridley 4-yard pass from Hurts (Griffith kick)	9-67	4:05	3-10
BAMA	2	8:59	Jackson 55-yard INT return (Griffith kick)	--	--	3-17
BAMA	3	3:48	Stewart 8-yard pass from Hurts (Griffith kick)	8-48	3:00	3-24
BAMA	4	13:14	Scarborough 2-yard rush (Griffith kick)	10-76	3:56	3-31
BAMA	4	4:27	Emmons 6-yard rush (Griffith kick)	11-59	4:44	3-38
WKU	4	0:46	Jackson 24-yard pass from Eckels (Nuss kick)	3-26	0:48	10-38

WKU BAMA

First Downs	12	23
Rushes - Net Yards	22-23	39-124
Rushing Touchdowns	0	2
Yards Passing	216	351
Completions-Attempts-Int	19-38-2	25-42-0
Total Plays - Total Offense	60-239	81-475
Fumbles: Number-Lost	2-0	1-1
Penalties: Number-Yards	2-16	12-84
Punts - Avg.	8-47.0	5-46.4
Time of Possession	24:16	35:44
Third-Down Conversions	6 of 16	9 of 18
Fourth-Down Conversions	0 of 1	2 of 2

RUSHING: WKU -- Wales 11-44, Baker 4-7, Trigg 2-7, Eckels 1(-6), White 3(-14), Ferguson 1(-15) ; **BAMA** -- Harris 11-45, Emmons 6-41/1, Hurts 11-19, Scarborough 5-19/1, Stewart 2-12, Ridley 1-6, Gore 1-1, Foster 1(-5), TEAM 1(-14)

PASSING: WKU -- White 10-24-135/0-1, Ferguson 7-10-55/0-0, Eckels 2-3-56/1-0, Fant 0-1-0/0-1 ; **BAMA** -- Hurts 23-36-287/2-0, Barnett 2-6-64/0-0

RECEIVING: WKU -- Taylor 9-121, Jackson 3-45/1, Donatell 3-20, Norris 2-20, Johnson 1-9, Trigg 1-2, Wales 1(-1) ; **BAMA** -- Ridley 9-129/1, Stewart 5-90/1, Dieter 2-56, Howard 2-29, Harris 2-14, Diggs 1-14, Foster 3-13, Hentges 1-6

GAME 3

WKU 31, Miami (Ohio) 24
Sept. 17, 2016 • Yager Stadium • 19,822

OXFORD, Ohio (AP) -- Nicholas Norris set career highs with 11 catches for 187 yards, Quinton Baker rushed for 103 yards and a score, and Western Kentucky fought off Miami (Ohio) for a 31-24 victory on Saturday. Western Kentucky (2-1) took a 24-3 lead midway through the third quarter when Norris hauled in a 53-yard pass from Mike White. Miami (0-3) got two touchdowns from Billy Bahl - a 9-yard run and 70-yard pass to James Gardner - in a 2:36 span to get within striking distance, 24-17, at the end of the third quarter. But White found Taywan Taylor for a 36-yard touchdown, making Taylor the leading receiver in Western Kentucky history with 172 catches. Taylor holds Hilltoppers career and season records for receptions, yards and touchdowns. The RedHawks converted a Hail Mary with 1:17 left to get within one score, but the onside kick was recovered by Western Kentucky.

Scoring Summary

	1	2	3	4	OT	Score
WKU	0	14	10	7	--	31
MIA (OH)	0	3	14	7	--	24

Team	Q	Time	Scoring Play	Drive	TOP	Score
WKU	2	5:30	Baker 2-yard rush (Nuss kick)	11-63	3:29	7-0
WKU	2	3:10	Fant 48-yard punt return (Simcox kick)	--	--	14-0
MI(OH)	2	1:35	Dowd 30-yard field goal	6-31	1:27	14-3
WKU	3	9:42	Nuss 26-yard field goal	4-5	1:55	17-3
WKU	3	7:46	Norris 53-yard pass from White (Simcox kick)	3-82	0:46	24-3
MI(OH)	3	2:36	Bahl 9-yard rush (Dowd kick)	11-78	5:01	24-10
MI(OH)	3	0:00	Gardner 70-yard pass from Bahl (Dowd kick)	3-80	0:25	24-17
WKU	4	13:44	Taylor 36-yard pass from White (Nuss kick)	3-55	1:07	31-17
MI(OH)	4	1:17	Martin 41-yard pass from Bahl (Dowd kick)	7-51	2:28	31-24

WKU MI(OH)

First Downs	19	23
Rushes - Net Yards	35-136	38-85
Rushing Touchdowns	1	1
Yards Passing	268	339
Completions-Attempts-Int	19-31-1	20-41-0
Total Plays - Total Offense	66-404	79-424
Fumbles: Number-Lost	3-2	1-1
Penalties: Number-Yards	9-126	11-87
Punts - Avg.	6-38.8	8-37.8
Time of Possession	24:15	35:45
Third-Down Conversions	2 of 11	5 of 17
Fourth-Down Conversions	0 of 0	1 of 2

RUSHING: WKU -- Baker 20-103/1, Trigg 7-22, Taylor 1-16, Norris 1-7, Fant 1-3, TEAM 2-(-2), White 3-(-13) ; **MI(OH)** -- Young 14-68, Smith 10-30, Bahl 14-(-13)/1

PASSING: WKU -- White 19-31-268/2-1 ; **MI(OH)** -- Bahl 20-41-339/2-0

RECEIVING: WKU -- Norris 11-187/1, Taylor 3-58/1, Baker 4-12, Johnson 1-11 ; **MI(OH)** -- Gardner 5-136/1, Murphy 6-68, Martin 2-55/1, Young 2-32, Shisso 2-25, Smith 2-18, Thomas 1-5

GAME 4

Vanderbilt 31, WKU 30 (OT)
Sept. 24, 2016 • Houchens-Smith Stadium • 23,674

BOWLING GREEN, Ky. (AP) -- Vanderbilt's defense turned away a 2-point conversion play at the end of the first overtime as the Commodores escaped with a 31-30 victory over Western Kentucky on Saturday. Kyle Shurmur's 5-yard pass to Nathan Marcus on the first possession of overtime gave Vanderbilt (2-2) its first lead of the game, and Tommy Openshaw added the point after for the Commodores. Western Kentucky (2-2) answered quickly, needing just two plays to find the end zone on Mike White's 8-yard pass to Shaquille Johnson. Hilltoppers coach Jeff Brohm elected to go for two. White ruled to his right, but his pass was batted into the air and rumbled incomplete, as Vanderbilt players rushed the field to celebrate the comeback victory. The Commodores went 75 yards in the final 1:02 of regulation in seven plays to tie the game at 24-24 and force overtime.

Scoring Summary

	1	2	3	4	OT	Score
VANDY	0	7	7	10	7	31
WKU	7	7	0	10	6	30

Team	Q	Time	Scoring Play	Drive	TOP	Score
WKU	1	11:06	Wales 4-yard rush (Nuss kick)	14-75	3:54	7-0
WKU	2	8:18	Fant 61-yard pass from Ferguson (Simcox kick)	2-92	0:40	14-0
VANDY	2	2:16	Webb 4-yard rush (Openshaw kick)	12-76	6:02	14-7
VANDY	3	9:15	Webb 2-yard rush (Openshaw kick)	10-75	5:45	14-14
WKU	4	11:33	Wales 20-yard rush (Simcox kick)	8-80	2:32	21-14
VANDY	4	5:29	Openshaw 22-yard field goal	5-72	2:32	21-17
WKU	4	1:02	Nuss 25-yard field goal	10-67	4:27	24-17
VANDY	4	0:00	Webb 2-yard rush (Openshaw kick)	7-75	1:02	24-24
VANDY OT	--	--	Marcus 5-yard pass from Shurmur (Openshaw kick)	6-25	--	24-31
WKU OT	--	--	Johnson 8-yard pass from White (pass failed)	2-25	--	30-31

VANDY WKU

First Downs	19	27
Rushes - Net Yards	42-110	33-205
Rushing Touchdowns	3	2
Yards Passing	279	291
Completions-Attempts-Int	18-29-1	24-40-1
Total Plays - Total Offense	71-389	73-496
Fumbles: Number-Lost	1-0	3-2
Penalties: Number-Yards	5-51	11-88
Punts - Avg.	6-32.7	5-42.0
Time of Possession	32:23	27:37
Third-Down Conversions	8 of 16	3 of 12
Fourth-Down Conversions	0 of 0	2 of 3

RUSHING: VANDY -- Webb 27-95/3, Blasingame 6-19, Shurmur 8-2, Sims 1-(-6) ; **WKU** -- Wales 24-152/2, Norris 3-34, Taylor 2-11, White 2-5, Fant 1-5, Baker 1-(-2)

PASSING: VANDY -- Shurmur 18-29-279/1-1 ; **WKU** -- White 22-38-222/1-1, Ferguson 2-2-69/1-0

RECEIVING: VANDY -- Duncan 5-66, Scott 1-66, Lipscomb 3-56, Pinkney 3-41, Sheffield 2-38, Marcus 1-5/1, Webb 2-4, Dobbs 1-3 ; **WKU** -- Taylor 9-112, Fant 5-95/1, Norris 4-45, Johnson 3-19/1, Wales 2-16, Donatell 1-4



GAME 5

WKU 50, HBU 3

Oct. 1, 2016 • Houchens-Smith Stadium • 17,331

BOWLING GREEN, Ky. (AP) -- One week after a heartbreaking overtime loss to Vanderbilt, Western Kentucky took out its frustrations on Houston Baptist Saturday night. Nicholas Norris scored three touchdowns, Western Kentucky scored on its first eight possessions and the Hilltoppers went on to rout Houston Baptist 50-3 in a nonconference game. "We needed a lot of fine-tuning to do from the loss we had last week," Norris said. "So we tried to work on the little things, especially with us going into a hostile environment next week against Louisiana Tech." Western Kentucky (3-2) wasted no time, going 82 yards in just four plays on the opening drive for the game's first touchdown. Anthony Wales capped the march, running nearly untouched through the Houston Baptist (2-3) defense for a 45-yard touchdown less than a minute-and-a-half into the contest.

Scoring Summary

	1	2	3	4	OT	Score
HBU	3	0	0	0	--	3
WKU	14	16	20	0	--	50

Team	Qtr	Time	Scoring Play	Pl.	TOP	Score
WKU	1	13:31	Wales 45-yard rush (Simcox kick)	4-82	1:29	7-0
WKU	1	6:33	Norris 34-yard pass from White (Nuss kick)	4-60	1:18	14-0
HBU	1	0:34	Chadwick 25-yard field goal	15-76	5:59	14-3
WKU	2	11:19	Norris 19-yard pass from White (Simcox kick)	10-68	4:15	21-3
WKU	2	5:59	Simcox 50-yard field goal	10-41	3:43	24-3
WKU	2	0:25	Taylor 80-yard pass from White (pass failed)	4-90	1:13	30-3
WKU	3	9:34	Norris 85-yard rush (Nuss kick failed)	1-85	0:13	36-3
WKU	3	8:23	Fant 50-yard punt return (Simcox kick)	--	--	43-3
WKU	3	4:31	Trigg 12-yard rush (Nuss kick)	5-45	1:30	50-3

HBU WKU

First Downs	17	23
Rushes - Net Yards	46-86	30-252
Rushing Touchdowns	0	3
Yards Passing	138	283
Completions-Attempts-Int	13-33-1	16-22-0
Total Plays - Total Offense	79-224	52-535
Fumbles: Number-Lost	1-0	2-0
Penalties: Number-Yards	5-28	3-35
Punts - Avg.	7-42.1	2-35.0
Time of Possession	38:12	21:48
Third-Down Conversions	9 of 20	4 of 8
Fourth-Down Conversions	0 of 2	0 of 0

RUSHING: HBU -- Bell 15-43, Kelly 14-27, Dawson 8-24, Adjin 3-6, Fry 3-6, Staver 2(-6), TEAM 1(-14); **WKU** -- Wales 7-87/1, Norris 1-85/1, Baker 10-69, Trigg 6-33/1, Fant 1-20, Holt 1-1, White 2(-12), Ferguson 1(-15), TEAM 1(-16)

PASSING: HBU -- Dawson 10-20-107/0-0, Staver 3-13-31/0-1; **WKU** -- White 11-13-225/3-0, Ferguson 4-7-40/0-0, Eckels 1-2-9/0-0

RECEIVING: HBU -- Fry 5-70, Barnett 1-16, Racine 2-15, Kelly 2-15, Bell 2-11, Taylor 1-11; **WKU** -- Taylor 7-146/1, Norris 2-53/2, Fant 3-48, Donatell 1-17, Towner 1-9, Wales 1-7, Jackson 1-3

GAME 6

Louisiana Tech 55, WKU 52

Oct. 6, 2016 • Joe Aillet Stadium • 17,978

RUSTON, La. (AP) -- Mike White threw for 340 yards and five touchdowns Thursday night as the Hilltoppers dropped a high-scoring affair against Louisiana Tech 55-52. Louisiana Tech (5-5, 2-1 Conference USA) led 49-24 in the middle of the third quarter and Jonathan Barnes' career-long 54-yard field goal with 11 minutes left in the game proved enough to withstand Western Kentucky's rally. Mike White rallied the Hilltoppers (3-3, 1-1) with TD passes of 31, 8 and 11 yards that made it 55-45 with 7:24 left. Shaquille Johnson blocked a punt and Kylen Towner recovered and scored to pull WKU within three with 5:02 left. The Hilltoppers forced a punt, but Louisiana Tech's Aaron Brown strip-sacked White on the next play to secure the win. Ryan Higgins passed for 454 yards and five touchdowns, while Carlos Henderson had eight catches for 232 yards and three scores for Louisiana Tech.

Scoring Summary

	1	2	3	4	OT	Score
WKU	14	10	7	21	--	52
TECH	21	14	17	3	--	55

Team	Q	Time	Scoring Play	Pl-Yd	TOP	Score
WKU	1	11:15	Norris 9-yard pass from White (Simcox kick)	10-50	3:45	7-0
TECH	1	9:07	Henderson 22-yard pass from Higgins (Barnes kick)	5-75	2:08	7-7
TECH	1	5:37	Craft 5-yard pass from Higgins (Barnes kick)	4-42	1:23	7-14
WKU	1	4:59	Wales 1-yard rush (Simcox kick)	2-13	0:38	14-14
TECH	1	2:36	Henderson 37-yard pass from Higgins (Barnes kick)	6-75	2:23	14-21
WKU	2	14:15	Taylor 7-yard pass from White (Simcox kick)	9-62	3:21	21-21
TECH	2	12:53	Henderson 63-yard pass from Higgins (Barnes kick)	3-75	1:22	21-28
WKU	2	6:34	Simcox 26-yard field goal	13-50	6:19	24-28
TECH	2	0:39	Craft 10-yard rush (Barnes kick)	7-80	1:10	24-35
TECH	3	9:50	McKnight 1-yard rush (Barnes kick)	12-84	5:10	24-42
TECH	3	8:01	Craft 1-yard pass from Higgins (Barnes kick)	5-22	1:36	24-49
WKU	3	6:14	Norris 31-yard pass from White (Simcox kick)	5-63	1:47	31-49
TECH	3	0:44	Barnes 44-yard field goal	10-50	5:30	31-52
WKU	4	14:05	Taylor 8-yard pass from White (Simcox kick)	5-66	1:39	38-52
TECH	4	11:00	Barnes 54-yard field goal	6-38	3:05	38-55
WKU	4	7:24	Norris 11-yard pass from White (Simcox kick)	11-71	3:36	45-55
WKU	4	5:02	Towner 6-yard blocked punt return (Simcox kick)	--	--	52-55

WKU TECH

First Downs	26	26
Rushes - Net Yards	23-87	27-107
Rushing Touchdowns	1	2
Yards Passing	340	454
Completions-Attempts-Int	36-50-0	33-45-0
Total Plays - Total Offense	73-427	72-561
Fumbles: Number-Lost	4-2	0-0
Penalties: Number-Yards	5-58	5-64
Punts - Avg.	2-37.5	2-18.0
Time of Possession	27:12	32:48
Third-Down Conversions	8 of 14	7 of 13
Fourth-Down Conversions	3 of 3	0 of 1

RUSHING: WKU -- Wales 14-83/1, Baker 3-14, Trigg 1-1, Norris 1-0, White 3(-4), TEAM 1(-7); **TECH** -- Craft 14-78/1, Higgins 7-31, Scott 1-2, Henderson 1(-1), TEAM 1(-1), McKnight 3(-2)/1

PASSING: WKU -- White 36-50-340/5-0; **TECH** -- Higgins 33-45-454/5-0

RECEIVING: WKU -- Norris 10-108/3, Fant 6-91, Taylor 9-71/2, Wales 6-31, Baker 3-24, Donatell 2-15; **TECH** -- Henderson 8-232/3, Taylor 13-108, Craft 8-53/2, McKnight 1-33, Smith 1-10, Gaines 1-9, Scott 1-9

GAME 7

WKU 44, Middle Tennessee 43 (2OT)

Oct. 15, 2016 • Johnny "Red" Floyd Stadium • 22,411

MURFREESBORO, Tenn. (AP) -- Anthony Wales ran for three touchdowns and Deon Yelder blocked an extra point in the second overtime to lift WKU over Middle Tennessee 44-43 on Saturday. Middle Tennessee's Brent Stockstill threw a 5-yard touchdown pass to Dennis Andrews in the second OT but Canon Rooker's PAT was blocked. Wales bullied in from the 1-yard line and Skyler Simcox made the PAT to end it. Wales ran for 158 yards and Mike White threw for 391 yards and two touchdowns for Western Kentucky (4-3, 2-1 Conference USA). White drove the Hilltoppers 77 yards in 10 plays to the Blue Raiders' half-yard line with 14 seconds left in regulation. Middle Tennessee forced fourth down, and Simcox kicked an 18-yard field goal to send it to overtime. Stockstill threw for 434 yards and three touchdowns for Middle Tennessee (4-2, 2-1). T'avius Mathers had 143 yards rushing and two scores. Richie James broke his own program record with 16 catches and had 233 yards receiving.

Scoring Summary

	1	2	3	4	OT	Score
WKU	3	17	7	3	14	44
MT	3	17	0	10	13	43

Team	Q	Time	Scoring Play	Pl-Yd	TOP	Score
MT	1	6:24	Rooker 36-yard field goal	8-54	3:28	0-3
WKU	1	2:29	Simcox 42-yard field goal	7-51	3:55	3-3
MT	2	13:28	Mathers 2-yard rush (Rooker kick)	10-75	4:01	3-10
WKU	2	8:10	Wales 1-yard rush (Simcox kick)	12-60	5:18	10-10
MT	2	4:17	Rooker 41-yard field goal	11-51	3:53	10-13
WKU	2	1:46	Taylor 45-yard pass from White (Simcox kick)	6-72	2:31	17-13
MT	2	0:31	James 28-yard pass from Stockstill (Rooker kick)	6-75	1:15	17-20
WKU	2	0:00	Simcox 52-yard field goal	4-31	0:31	20-20
WKU	3	10:02	Johnson 4-yard pass from White (Simcox kick)	9-86	3:32	27-20
MT	4	14:13	James 38-yard pass from Stockstill (Rooker kick)	12-96	4:48	27-27
MT	4	3:48	Rooker 25-yard field goal	9-60	4:11	27-30
WKU	4	0:05	Simcox 18-yard field goal	10-77	1:26	30-30
WKU	10T	--	Wales 25-yard rush (Simcox kick)	1-25	--	37-30
MT	10T	--	Mathers 3-yard rush (Rooker kick)	3-25	--	37-37
MT	20T	--	Andrews 3-yard pass from Stockstill (Rooker kick failed)	6-25	--	37-43
WKU	20T	--	Wales 1-yard rush (Simcox kick)	6-25	--	44-43

WKU MT

First Downs	28	32
Rushes - Net Yards	37-130	32-171
Rushing Touchdowns	3	2
Yards Passing	391	434
Completions-Attempts-Int	29-40-1	42-54-1
Total Plays - Total Offense	77-521	86-605
Fumbles: Number-Lost	2-0	0-0
Penalties: Number-Yards	7-64	4-30
Punts - Avg.	2-48.5	2-31.5
Time of Possession	29:11	30:49
Third-Down Conversions	6 of 13	9 of 16
Fourth-Down Conversions	1 of 2	0 of 1

RUSHING: WKU -- Wales 27-158/3, Baker 2-9, Fant 2-3, Nuss 1(-17), White 5(-23); **MT** -- Mathers 22-143/2, Stockstill 5-18, James 1-6, West 4-4

PASSING: WKU -- White 29-40-391/2-1; **MT** -- Stockstill 42-54-434/3-1

RECEIVING: WKU -- Taylor 12-197/1, Norris 7-87, Fant 5-75, Jackson 1-11, Maxwell 1-8, Donatell 1-5, Johnson 1-4/1, Wales 1-4; **MT** -- James 16-223/2, Lee 8-73, Andrews 4-47/1, Mathers 7-35, Anderson 1-23, Smith 1-17, Upton 2-10, Smith 1-3, Windham 1-2, Linder 1-1

GAME 8

WKU 59, Old Dominion 24

Oct. 22, 2016 • Houchens-Smith Stadium • 18,676

BOWLING GREEN, Ky. (AP) -- Mike White threw for 378 yards and four touchdowns and Western Kentucky beat Old Dominion 59-24 on Saturday night. Scoring came at will for Western Kentucky (5-3, 3-1 Conference USA), logging points on eight of its first nine possessions to lead 52-14 at halftime. White completed 28 of 32 passes and tossed three of his four first-half touchdowns to Taywan Taylor for 6, 14 and 54 yards. Taylor led the Hilltoppers receiving corps by hauling in 10 catches for 123 yards and three TDs. Western Kentucky had 459 of its 624 yards of offense in the first half and averaged 9.2 yards per play to win its third straight over Old Dominion (4-3, 2-1). Anthony Wales ran for 157 yards and the first of two touchdowns on a 44-yard run on Western Kentucky's opening drive. David Washington threw for 236 yards and had both of his TD passes in the second quarter for the Monarchs - to Zach Pascal and Travis Fulgham - as the highlight of an otherwise dismal night.

Scoring Summary

	1	2	3	4	OT	Score
ODU	0	14	10	0	--	24
WKU	21	31	0	7	--	59

Team	Q	Time	Scoring Play	Pl-Yd	TOP	Score
WKU	1	13:50	Wales 44-yard rush (Simcox kick)	3-85	1:10	7-0
WKU	1	7:08	Taylor 6-yard pass from White (Simcox kick)	11-82	5:10	14-0
WKU	1	3:15	Baker 3-yard rush (Simcox kick)	5-33	2:03	21-0
WKU	2	14:50	Taylor 14-yard pass from White (Simcox kick)	3-16	0:29	28-0
WKU	2	9:27	Taylor 54-yard pass from White (Simcox kick)	5-85	2:12	35-0
ODU	2	4:00	Fulgham 53-yard pass from Washington (Davis kick)	2-63	0:48	35-7
WKU	2	3:26	Wales 3-yard rush (Simcox kick)	2-25	0:34	42-7
WKU	2	0:58	Norris 45-yard pass from White (Simcox kick)	3-68	0:51	49-7
ODU	2	0:30	Pascal 53-yard pass from Washington (Davis kick)	2-66	0:28	49-14
WKU	2	0:00	Simcox 39-yard field goal	4-43	0:30	52-14
ODU	3	11:46	Cox 8-yard rush (Davis kick)	9-77	3:14	52-21
ODU	3	7:38	Davis 26-yard field goal	4(-4)	1:25	52-24
WKU	4	12:39	Trigg 1-yard rush (Simcox kick)	6-58	2:35	59-24

ODU WKU

First Downs	13	29
Rushes - Net Yards	23-67	35-246
Rushing Touchdowns	1	4
Yards Passing	263	378
Completions-Attempts-Int	19-34-1	28-33-1
Total Plays - Total Offense	57-330	68-624
Fumbles: Number-Lost	0-0	0-0
Penalties: Number-Yards	7-61	7-81
Punts - Avg.	7-39.3	2-42.0
Time of Possession	27:24	32:36
Third-Down Conversions	2 of 13	8 of 12
Fourth-Down Conversions	1 of 3	0 of 1

RUSHING: ODU -- Cox 8-33/1, Lawry 8-27, Marriner 1-5, Jackson 2-2, Pascal 1-1, Washington 3(-1); **WKU** -- Wales 15-157/2, Baker 12-68/1, Trigg 8-22/1

PASSING: ODU -- Washington 17-28-236/2-0, LaRussa 2-6-27/0-1; **WKU** -- White 28-32-378/4-1, Ferguson 0-1-0/0-0

RECEIVING: ODU -- Pascal 4-93/1, Fulgham 4-88/1, Duhart 1-31, Little 3-21, Vaughn 2-18, Harper 1-11, Cox 2-3, Lawry 2(-2) ; **WKU** -- Taylor 10-123/3, Norris 6-90/1, Jackson 3-41, Townner 2-39, Fant 3-31, Wales 2-25, Donatell 1-22, Baker 1-7



GAME 9

WKU 52, Florida Atlantic 3

Oct. 29, 2016 • FAU Stadium • 9,338

BOCA RATON, Fla. (AP) -- Mike White passed for 307 yards and three touchdowns, Anthony Wales ran for two scores, and Western Kentucky rolled up 661 total yards in a 52-3 throttling of Florida Atlantic on Saturday. White found Nicholas Norris for a 76-yard score on the third play from scrimmage. He completed a 54-yard TD pass to Lucky Jackson late in the first quarter, and his 65-yard pass to Taywan Taylor gave the Hilltoppers (6-3, 4-1 Conference USA) a 21-0 lead with 13:51 left in the second quarter. Taylor's TD grab was the 33rd of his career, tied for fifth all time in Conference-USA history. Western Kentucky led 24-3 at the half. Scoring runs of 30 and 11 yards from Wales in the third quarter pushed the lead to 38-3. Drew Eckels and Tyler Ferguson also had passing TDs for the Hilltoppers. Florida Atlantic (1-7, 0-4) did not convert a third down until its final possession of the game.

Scoring Summary

	1	2	3	4	OT	Score
WKU	14	10	14	14	--	52
FAU	0	3	0	0	--	3

Team	Q	Time	Scoring Play	Pl-Yd	TOP	Score
WKU	1	14:12	Norris 76-yard pass from White (Simcox kick)	3-75	0:48	7-0
WKU	1	1:18	Jackson 54-yard pass from White (Simcox kick)	7-82	2:28	14-0
WKU	2	13:51	Taylor 65-yard pass from White (Simcox kick)	3-75	1:09	21-0
WKU	2	1:42	Simcox 45-yard field goal	14-70	5:59	24-0
FAU	2	0:06	Greg Joseph 23-yard field goal	4-3	0:23	24-3
WKU	3	5:53	Wales 30-yard rush (Simcox kick)	6-80	2:48	31-3
WKU	3	2:21	Wales 11-yard rush (Simcox kick)	6-80	2:13	38-3
WKU	4	10:46	Donatell 9-yard pass from Ferguson (Simcox kick)	5-27	2:02	45-3
WKU	4	2:07	Jernighan 3-yard pass from Eckels (Simcox kick)	5-70	2:28	52-3

WKU FAU

First Downs	22	12
Rushes - Net Yards	45-268	33-125
Rushing Touchdowns	2	0
Yards Passing	393	77
Completions-Attempts-Int	16-25-0	15-34-1
Total Plays - Total Offense	70-661	67-202
Fumbles: Number-Lost	2-1	1-1
Penalties: Number-Yards	8-80	1-10
Punts - Avg.	4-47.2	10-46.6
Time of Possession	32:22	27:38
Third-Down Conversions	10 of 16	1 of 13
Fourth-Down Conversions	0 of 0	0 of 1

RUSHING: WKU -- Trigg 15-98, Wales 10-89/2, Norris 2-61, Baker 10-18, Taylor 2-12, Jackson 1-8, Brown 1-0, TEAM 1-0, Eckels 1-(-3), White 2-(-12); **FAU** -- Singletary 11-37, Howell 9-29, Driskel 6-20, Whyte 1-11, Bussey 1-10, Clark 3-6, Parr 1-6, Warren 1-6
PASSING: WKU -- White 13-21-307/3-0, Eckels 2-2-77/1-0, Ferguson 1-2-9/1-0; **FAU** -- Driskel 10-24-52/0-1, Parr 5-10-25/0-0
RECEIVING: WKU -- Norris 7-131/1, Taylor 2-84/1, Jackson 3-83/1, Brown 1-74, Donatell 1-9/1, Johnson 1-9, Jernighan 1-3/1; **FAU** -- Woods 3-19, Harrison 2-12, Brunson 1-12, Mitchell 2-8, Bussey 3-7, Terry 1-7, Bryant 1-5, Singletary 1-4, Cameron 1-3

GAME 10

WKU 49, FIU 21

Nov. 5, 2016 • Houchens-Smith Stadium • 15,516

BOWLING GREEN, Ky. (AP) -- Anthony Wales ran for 111 yards and four touchdowns as Western Kentucky overpowered Florida International 49-21 on Saturday night. The Hilltoppers (7-3, 5-1) remained atop the East Division of Conference USA and wasted no time in getting on the scoreboard first, going 76 yards in 10 plays with Quinton Baker scoring from 10 yards away with 9:51 left in the opening quarter. The Hilltoppers went up 14-0 on the next series when Wales scored the first of his touchdowns, getting into the end zone from a yard out. FIU (3-7, 3-3) tried to stay in the game, cutting the Hilltoppers lead to 14-7 with seven seconds to go in the first quarter on quarterback Maurice Alexander's 2-yard run. The Hilltoppers defense got in on the scoring when cornerback Leverick Johnson broke up an FIU pass intended for Thomas Owens, tipped the ball to himself and returned it 61 yards to the end zone. The rest of the scoring for the Hilltoppers was all Wales.

Scoring Summary

	1	2	3	4	OT	Score
FIU	7	0	0	14	--	21
WKU	14	21	14	0	--	49

Team	Q	Time	Scoring Play	Pl-Yd	TOP	Score
WKU	1	9:51	Baker 10-yard rush (Simcox kick)	10-76	3:00	7-0
WKU	1	3:10	Wales 1-yard rush (Simcox kick)	6-76	2:30	14-0
FIU	1	0:07	M. Alexander 2-yard rush (Taylor kick)	7-75	3:03	14-7
WKU	2	14:50	Taylor 41-yard pass from White (Simcox kick)	2-55	0:17	21-7
WKU	2	11:33	Johnson 61-yard INT return (Simcox kick)	--	--	28-7
WKU	2	0:38	Wales 5-yard rush (Simcox kick)	11-80	3:04	35-7
WKU	3	14:41	Wales 59-yard rush (Simcox kick)	1-59	0:19	42-7
WKU	3	10:36	Wales 10-yard rush (Simcox kick)	5-68	1:59	49-7
FIU	4	9:29	Oyegunle 11-yard pass from C. Alexander (Taylor kick)	12-81	6:00	49-14
FIU	4	8:22	Maloney 12-yard pass from C. Alexander (Taylor kick)	2-12	0:50	49-21

FIU WKU

First Downs	17	24
Rushes - Net Yards	30-101	37-225
Rushing Touchdowns	1	5
Yards Passing	210	284
Completions-Attempts-Int	22-34-2	18-32-0
Total Plays - Total Offense	64-311	69-509
Fumbles: Number-Lost	1-1	2-2
Penalties: Number-Yards	4-30	3-15
Punts - Avg.	6-37.3	2-49.0
Time of Possession	32:49	27:11
Third-Down Conversions	4 of 13	8 of 12
Fourth-Down Conversions	2 of 3	0 of 2

RUSHING: FIU -- M. Alexander 11-62/1, Gardner 8-25, Jones 5-6, C. Alexander 4-4, Phillips 2-4; **WKU** -- Wales 12-111/4, Baker 10-61/1, Trigg 12-47, Jackson 1-6, Eckels 1-0, Norris 1-0
PASSING: FIU -- M. Alexander 14-23-129/0-2, C. Alexander 8-11-81/2-0; **WKU** -- White 16-23-274/1-0, Eckels 1-3-6/0-0, Ferguson 1-6-4/0-0

RECEIVING: FIU -- Scot 5-56, Thomas 5-48, Owens 3-34, Maloney 4-28/1, Oyegunle 2-25/1, Branisel 1-14, Jones 1-6, Gardner 1-(-1); **WKU** -- Taylor 5-97/1, Norris 3-66, Jackson 5-57, Fant 2-23, Wales 1-23, Jernighan 1-12, Bush 1-6

GAME 11

WKU 45, North Texas 7

Nov. 12, 2016 • Houchens-Smith Stadium • 16,239

BOWLING GREEN, Ky. (AP) -- Mike White threw for 316 yards and four touchdowns and Western Kentucky rolled to a 45-7 victory over North Texas on Saturday. Western Kentucky (8-3, 6-1) held the Mean Green (4-5, 2-4) to 232 total yards of offense, just 55 in the first half, and didn't give up a score until the game was well out of reach. The defending Conference USA champion Hilltoppers won their fifth straight and control the race for the conference's East Division title. The Hilltoppers can lock a spot in the conference championship game with a win at Marshall on Nov. 26. White connected with Taywan Taylor in the first quarter for touchdown passes of 64 and 75 yards in the first six plays of the game. Taylor led with 166 yards receiving and three scores. Anthony Wales had 121 yards rushing and ran for a 3-yard TD to put Western Kentucky up 31-0 at the half. Western Kentucky had 543 yards of offense for 7.3 yards per play.

Scoring Summary

	1	2	3	4	OT	Score
NT	0	0	7	0	--	7
WKU	17	14	14	0	--	45

Team	Qtr	Time	Scoring Play	Pl.	TOP	Score
WKU	1	12:31	Taylor 64-yard pass from White (Simcox kick)	5-75	2:29	7-0
WKU	1	10:40	Taylor 75-yard pass from White (Simcox kick)	1-75	0:12	14-0
WKU	1	6:22	Simcox 24-yard field goal	8-31	2:48	17-0
WKU	2	9:35	Norris 33-yard pass from White (Simcox kick)	1-33	0:08	24-0
WKU	2	0:27	Wales 3-yard rush (Simcox kick)	11-70	4:08	31-0
WKU	3	10:32	Norris 24-yard pass from White (Simcox kick)	6-86	2:51	38-0
NT	3	4:35	Tucker 71-yard rush (Moore kick)	3-80	0:49	38-7
WKU	3	3:00	Taylor 4-yard pass from Ferguson (Simcox kick)	3-33	1:35	45-7

	NT	WKU
First Downs	7	25
Rushes - Net Yards	20-115	41-214
Rushing Touchdowns	1	1
Yards Passing	117	329
Completions-Attempts-Int	17-33-1	17-33-0
Total Plays - Total Offense	53-232	74-543
Fumbles: Number-Lost	3-1	0-0
Penalties: Number-Yards	8-66	9-55
Punts - Avg.	7-47.1	2-43.0
Time of Possession	23:53	36:07
Third-Down Conversions	3 of 14	7 of 13
Fourth-Down Conversions	0 of 2	0 of 2

RUSHING: NT -- Tucker 3-82/1, Ivery 5-29, Wyche 4-7, Morris 1-3, Shanbour 1-0, Gray 1-(-1), Fine 5-(-5); **WKU** -- Wales 18-121/1, Trigg 15-56, Baker 6-40, White 1-0, Taylor 1-(-3)

PASSING: NT -- Morris 14-26-108/0-1, Fine 3-6-9/0-0, Shanbour 0-1-0/0-0; **WKU** -- White 14-25-316/4-0, Ferguson 3-6-13/1-0, Eckels 0-2-0/0-0

RECEIVING: NT -- Robinson 2-31, Goree 4-18, Wyche 1-18, Smith 1-17, Ivery 3-11, Buyers 3-9, Smiley 1-8, Thompson 1-5; **WKU** -- Taylor 6-166/3, Norris 5-90/2, Jackson 2-24, Jernighan 1-20, Donatell 1-18, Trigg 1-11, Wales 1-0

GAME 12

WKU 60, Marshall 6

Nov. 26, 2016 • Joan C. Edwards Stadium • 17,397

HUNTINGTON, W.Va. (AP) -- Mike White threw three touchdown passes, Anthony Wales accounted for three scores and Western Kentucky beat Marshall 60-6 on Friday night to secure the Conference USA East division crown. WKU (9-3, 7-1) will host Louisiana Tech (8-4, 6-2) in the conference championship on Dec. 3. Wales had 13 carries for 110 yards and two touchdowns and added a 16-yard scoring reception while Quinton Baker had 10 carries for 104 yards and a TD. Kylan Towner returned the opening kickoff 93 yards for a touchdown and White hit Taywan Taylor for a 21-yard touchdown to make it 14-0 fewer than five minutes in. Wales' final score, a 1-yard run early in the third quarter, ended a string of 48-consecutive points by WKU. Garett Morrell hit Ryan Yurachek for a 4-yard score to put Marshall (3-9, 2-6) on the board with 1:57 left in the third, but the PAT was blocked and Joe Brown's 98-yard return made it 50-6. Skyler Simcox kicked field goals of 41, 47 and 22 yards for the Hilltoppers.

Scoring Summary

	1	2	3	4	OT	Score
WKU	28	13	9	10	--	60
MAR	0	0	6	0	--	6

Team	Qtr	Time	Scoring Play	Pl.	TOP	Score
WKU	1	14:46	Towner 93-yard kick return (Simcox kick)	--	--	7-0
WKU	1	10:11	Taylor 21-yard pass from White (Simcox kick)	5-67	1:57	14-0
WKU	1	6:01	Wales 19-yard rush (Simcox kick)	6-71	1:31	21-0
WKU	1	0:56	Wales 16-yard pass from White (Simcox kick)	7-66	2:00	28-0
WKU	2	14:52	Norris 25-yard pass from White (Simcox kick)	1-25	0:08	35-0
WKU	2	5:23	Simcox 41-yard field goal	8-26	3:00	38-0
WKU	2	0:00	Simcox 47-yard field goal	8-51	0:48	41-0
WKU	3	10:46	Wales 1-yard rush (Simcox kick)	8-62	3:21	48-0
MAR	3	1:57	Yurachek 4-yard pass from Morrell (kick failed)	16-82	8:49	48-6
WKU	3	1:57	J. Brown PAT return (blocked by Lewis)	--	--	50-6
WKU	4	14:52	Simcox 22-yard field goal	7-65	2:05	53-6
WKU	4	7:23	Baker 4-yard rush (Simcox kick)	5-35	2:18	60-6

	WKU	MAR
First Downs	27	18
Rushes - Net Yards	30-229	39-87
Rushing Touchdowns	3	0
Yards Passing	233	143
Completions-Attempts-Int	16-31-0	19-35-2
Total Plays - Total Offense	61-462	74-230
Fumbles: Number-Lost	0-0	1-0
Penalties: Number-Yards	6-80	11-90
Punts - Avg.	2-24.5	7-37.6
Time of Possession	20:40	39:20
Third-Down Conversions	3 of 9	8 of 18
Fourth-Down Conversions	1 of 1	1 of 3

RUSHING: WKU -- Wales 13-110/2, Baker 10-104/1, Trigg 3-12, Norris 1-6, TEAM 3-(-3); **MAR** -- Anderson 18-33, Pittman 10-31, Morrell 9-15, Weems 2-8

PASSING: WKU -- White 16-27-233/3-0, Ferguson 0-4-0/0-0; **MAR** -- Morrell 19-35-143/1-2

RECEIVING: WKU -- Norris 3-79/1, Taylor 5-52/1, Wales 2-37/1, Jackson 3-27, Johnson 1-23, Jernighan 1-11, Towner 1-4; **MAR** -- McManus 7-45, Clark 3-42, Hunt 2-22, Knight 3-16, Anderson 1-11, Yurachek 1-4/1, Pittman 1-3, Glenn 1-0

GAME 13

2016 Conference USA Championship

WKU 58, Louisiana Tech 44

Dec. 3, 2016 • Houchens-Smith Stadium • 13,213

BOWLING GREEN, Ky. (AP) -- Anthony Wales rushed for 209 yards and four touchdowns, Mike White threw for 421 and three more scores and Western Kentucky defeated Louisiana Tech 58-44 on Saturday in the Conference USA championship game. The Hilltoppers (10-3) and Bulldogs (8-5), who won the regular-season matchup 55-52 on Oct. 6, combined for 1,163 yards of total offense in the highest scoring championship game in C-USA history. It is the second straight title for Western Kentucky, which is headed to its third bowl in a row and fourth in five years. Following a 1-yard run by Kam McKnight that gave the Bulldogs their only lead of the second half at 38-34, Western Kentucky would take control in outscoring the Bulldogs 24-6 over the final 24 minutes. Wales would score twice on runs of 15 and 13 yards, with the last proving to be the backbreaker and provided the final margin. Wales also had a receiving touchdown with five catches for 53 yards.

Scoring Summary

	1	2	3	4	OT	Score
TECH	17	10	14	3	--	44
WKU	24	14	10	10	--	58

Team	Q	Time	Scoring Play	Pl-Yd	TOP	Score
WKU	1	11:56	Simcox 32-yard field goal	8-54	3:04	3-0
TECH	1	10:18	Barnes 25-yard field goal	5-76	1:38	3-3
WKU	1	7:40	Wales 15-yard rush (Simcox kick)	7-70	2:38	10-3
TECH	1	5:43	Sneed 48-yard INT return (Barnes kick)	--	--	10-10
WKU	1	3:38	Wales 26-yard rush (Simcox kick)	6-75	2:05	17-10
TECH	1	1:34	Henderson 6-yard pass from Higgins (Barnes kick)	7-63	2:04	17-17
WKU	1	0:00	Wales 10-yard pass from White (Simcox kick)	3-63	1:34	24-17
TECH	2	11:06	Craft 5-yard pass from Higgins (Barnes kick)	8-79	3:54	24-24
WKU	2	10:17	Taylor 45-yard pass from White (Simcox kick)	2-72	0:49	31-24
TECH	2	8:26	Barnes 36-yard field goal	7-72	1:51	31-27
WKU	2	5:05	Taylor 4-yard pass from White (Simcox kick)	7-23	3:21	38-27
TECH	3	13:15	McKnight 53-yard pass from Higgins (Barnes kick)	5-65	1:45	38-34
TECH	3	10:17	McKnight 1-yard rush (Barnes kick)	7-29	2:58	38-41
WKU	3	5:45	Simcox 28-yard field goal	10-55	4:32	41-41
WKU	3	4:05	Wales 15-yard rush (Simcox kick)	2-40	0:48	48-41
TECH	4	14:08	Barnes 24-yard field goal	15-72	4:57	48-44
WKU	4	7:19	Simcox 34-yard field goal	9-63	4:57	51-44
WKU	4	0:58	Wales 13-yard rush (Simcox kick)	9-83	4:37	58-44

TECH WKU

First Downs	26	31
Rushes - Net Yards	22-5	41-235
Rushing Touchdowns	1	4
Yards Passing	502	421
Completions-Attempts-Int	35-57-1	21-31-1
Total Plays - Total Offense	79-507	72-656
Fumbles: Number-Lost	1-0	2-2
Penalties: Number-Yards	8-64	7-75
Punts - Avg.	5-39.0	0-0.0
Time of Possession	28:24	31:36
Third-Down Conversions	5 of 14	6 of 11
Fourth-Down Conversions	1 of 1	0 of 0

RUSHING: TECH -- Scott 6-25, Craft 5-14, McKnight 1-1/1, Henderson 1-(-2), Higgins 9-(-33); **WKU** -- Wales 36-209/4, Norris 1-26, White 1-3, TEAM 3-(-3)

PASSING: TECH -- Higgins 35-57-502/3-1; **WKU** -- White 21-31-421/3-1

RECEIVING: TECH -- Henderson 9-202/1, Taylor 11-108, McKnight 2-57/1, Smith 4-56, Bonnette 2-26, Craft 5-22/1, Scott 1-20, Smith 1-11; **WKU** -- Taylor 7-194/2, Norris 6-150, Wales 5-53/1, Jackson 3-24

GAME 14

2016 Boca Raton Bowl

WKU 51, Memphis 31

Dec. 20, 2016 • FAU Stadium • 24,726

BOCA RATON, Fla. (AP) -- The Western Kentucky Hilltoppers threw to their tackle, ran a trick play from their victory formation and kept scoring touchdowns for Nick Holt, their interim coach. Senior Anthony Wales gained 329 yards from scrimmage and Western Kentucky earned a bowl victory for the third year in a row by beating Memphis 51-31 Tuesday night in the Boca Raton Bowl. "We were able to show everybody how great we are," Wales said. Oddsmakers had projected the game to be the highest-scoring of the bowl season, and even Western Kentucky left tackle Forrest Lamp got into the act, scoring on a 9-yard razzle-dazzle catch-and-run. The Hilltoppers (11-3) totaled 598 yards for Holt. Wales ran for a career-high 245 yards on 35 carries, added 84 yards on four catches and scored three times. Teammate Mike White threw for 336 yards and three touchdowns. Taywan Taylor had nine catches for 144 yards and his 17th touchdown of the season.

Scoring Summary

	1	2	3	4	OT	Score
MEM	10	7	7	7	--	31
WKU	14	14	16	7	--	51

Team	Q	Time	Scoring Play	Pl-Yd	TOP	Score
MEM	1	10:43	Pollard 45-yard pass from Ferguson (Elliott kick)	5-65	1:53	0-7
WKU	1	7:42	Donatell 4-yard pass from White (Simcox kick)	8-75	3:01	7-7
MEM	1	5:38	Elliott 33-yard field goal	9-59	2:04	7-10
WKU	1	1:47	Lamp 9-yard rush (Simcox kick)	8-78	3:51	14-10
WKU	2	11:59	Norris 37-yard pass from White (Simcox kick)	6-74	2:13	21-10
MEM	2	9:00	Miller 7-yard pass from Ferguson (Elliott kick)	8-75	2:59	21-17
WKU	2	2:16	Wales 2-yard rush (Simcox kick)	13-71	6:44	28-17
WKU	3	13:24	Taylor 41-yard pass from White (Simcox kick)	4-75	1:36	35-17
MEM	3	7:31	Wales 3-yard rush (Simcox kick failed)	3-21	1:23	41-17
MEM	3	5:34	Miller 10-yard pass from Ferguson (Elliott kick)	6-75	1:57	41-24
WKU	3	3:34	Simcox 21-yard field goal	6-71	2:00	44-24
MEM	4	8:47	Miller 45-yard pass from Ferguson (Elliott kick)	6-72	1:37	44-31
WKU	4	2:18	Wales 1-yard rush (Simcox kick)	11-75	6:29	51-31

MEM WKU

First Downs	27	28
Rushes - Net Yards	32-73	48-262
Rushing Touchdowns	0	4
Yards Passing	418	336
Completions-Attempts-Int	27-49-1	20-30-1
Total Plays - Total Offense	81-491	78-598
Fumbles: Number-Lost	2-1	1-0
Penalties: Number-Yards	5-53	8-84
Punts - Avg.	2-39.5	3-41.0
Time of Possession	23:22	36:38
Third-Down Conversions	4 of 14	4 of 10
Fourth-Down Conversions	3 of 6	0 of 0

RUSHING: MEM -- Taylor 3-34, Dorceus 5-27, Henderson 9-13, Pollard 2-5, Ferguson 13-(-6); **WKU** -- Wales 35-245/3, Baker 2-9, Lamp 1-9/1, Towner 1-3, Norris 1-1, TEAM 1-(-1), White 7-(-4)

PASSING: MEM -- Ferguson 25-43-372/4-1, Stewart 1-5-28/0-0, Mayhue 1-1-18/0-0; **WKU** -- White 20-30-336/3-1

RECEIVING: MEM -- Miller 11-151/3, Pollard 4-81/1, Hurd 3-70, Mayhue 3-48, Montiel 2-34, Williams 2-23, Dorceus 1-8, Taylor 1-3; **WKU** -- Taylor 9-144/1, Wales 4-84, Norris 3-65/1, Jackson 2-26, Jernighan 1-13, Donatell 1-4/1



HISTORY

2015 and 2016 Conference USA Champions



TOTAL YARDS

Season

1.	2015 (14 games)	7,370
2.	2016 (14 games)	7,324
3.	2014 (13 games)	6,950
4.	2013 (12 games)	5,502
5.	2002 (15 games)	5,479
6.	1997 (12 games)	5,187
7.	2003 (13 games)	5,129
8.	2012 (13 games)	5,029
9.	1973 (13 games)	4,956
10.	2007 (12 games)	4,906

Game

1.	at Marshall, 11/28/2014	738
2.	at Middle Tennessee, 9/13/2014	718
3.	vs. Bowling Green, 8/29/2014	708
4.	at North Texas, 10/15/2015	683
5.	at Florida Atlantic, 10/29/2016	661
6.	at Central Florida, 9/24/1994	660
7.	vs. Louisiana Tech, 12/3/2016	656
8.	vs. Rice, 9/1/2016	649
	vs. Tennessee-Martin, 9/9/2000	649
10.	vs. Central Michigan, 12/24/2014	647

Season, Per Game

1.	2014 (6,950 yds., 13 games)	534.6
2.	2015 (7,370 yds., 14 games)	526.4
3.	2016 (7,324 yds., 14 games)	523.1
4.	2013 (5,502 yds., 12 games)	458.5
5.	1952 (4,330 yds., 10 games)	433.0
6.	1997 (5,187 yds., 12 games)	432.2
7.	1998 (4,565 yds., 11 games)	415.0
8.	2007 (4,906 yds., 12 games)	408.8
9.	1993 (4,478 yds., 11 games)	407.1
10.	2005 (4,463 yds., 11 games)	405.7

TOTAL PLAYS

Season

1.	2015 (14 games)	1,018
2.	2002 (15 games)	996
3.	2014 (13 games)	986
4.	1975 (13 games)	970
5.	2016 (14 games)	958
6.	1973 (13 games)	943
7.	2013 (12 games)	875
8.	1988 (13 games)	866
9.	1997 (12 games)	853
10.	1984 (11 games)	846

Game

1.	at Middle Tennessee, 9/13/2014	102
2.	at Eastern Illinois, 11/10/1984	97
3.	at Eastern Illinois, 11/15/1986	96
	vs. Bowling Green, 8/29/2014	96
5.	vs. Murray State, 9/6/1997 (3OT)	95
6.	vs. Murray State, 11/22/1969	94
7.	at Arkansas State, 11/13/2010	93

Season, Per Game

1.	1969 (777; 10 games)	77.7
2.	1979 (774; 10 games)	77.4
3.	1974 (773; 10 games)	77.3
4.	1984 (846; 11 games)	76.9
5.	2014 (986; 13 games)	75.8
6.	1994 (827; 11 games)	75.2
7.	1975 (970; 13 games)	74.6
8.	1982 (741; 10 games)	74.1
9.	1972 (734; 10 games)	73.4
10.	1981 (807; 11 games)	73.4





POINTS SCORED

Season

1. 2016 (14 games)	637
2. 2015 (14 games)	620
3. 2014 (13 games)	577
4. 2002 (15 games)	432
5. 1973 (13 games)	430
6. 1997 (12 games)	429
7. 2003 (13 games)	427
8. 2000 (13 games)	404
9. 2007 (12 games)	398
10. 1998 (11 games)	396

Season, Per Game

1. 2016 (637 pts., 14 games)	45.5
2. 2014 (577 pts., 13 games)	44.4
3. 2015 (620 pts., 14 games)	44.3
4. 1998 (396 pts., 11 games)	36.0
5. 1997 (429 pts., 12 games)	35.8
6. 1952 (336 pts., 10 games)	33.6
7. 2007 (398 pts., 12 games)	33.2
8. 1973 (430 pts., 13 games)	33.1
9. 2003 (427 pts., 13 games)	32.8
10. 2000 (404 pts., 13 games)	31.1

Game

1. vs. West Virginia Tech, 9/8/2007	87
2. vs. Bethel (Ky.), 11/27/1924	73
3. vs. Tennessee-Martin, 9/9/2000	71
4. vs. West Virginia Tech, 9/4/2003 at Marshall, 11/28/2014	67
6. vs. Old Dominion, 10/25/2014	66
vs. Western Illinois, 10/12/1968	66
vs. Kentucky Wesleyan, 8/29/1996	66
9. vs. Campbellsville, 9/27/1924	65
10. Three times, last at FIU, 11/21/2015	63

Season, First Quarter

1. 2016 (14 games)	189
2. 2014 (13 games)	172
3. 2015 (14 games)	150
4. 2003 (13 games)	117
5. 2007 (12 games)	111
6. 2001 (12 games)	108
7. 1998 (11 games)	107

Season, Second Quarter

1. 2015 (14 games)	228
2. 2016 (14 games)	195
3. 2014 (13 games)	180
4. 2000 (13 games)	145
5. 2002 (15 games)	143
6. 2007 (12 games)	125
7. 2013 (12 games)	116
1988 (13 games)	116

Season, Third Quarter

1. 2015 (14 games)	130
2. 2016 (14 games)	127
3. 1997 (12 games)	108
4. 2003 (13 games)	105
5. 2014 (13 games)	101
6. 2007 (12 games)	97
7. 2014 (12 games)	94

Season, Fourth Quarter

1. 2004 (12 games)	115
2. 2015 (14 games)	112
3. 2002 (15 games)	109
4. 2016 (14 games)	106
5. 2014 (13 games)	103
6. 2003 (13 games)	101
7. 1991 (11 games)	100

Season, First Half

1. 2016 (14 games)	384
2. 2015 (14 games)	378
3. 2014 (13 games)	352
4. 2002 (15 games)	243
5. 2007 (12 games)	236
6. 2000 (13 games)	229
7. 2003 (13 games)	221

Season, Second Half (including overtime)

1. 2015 (14 games)	242
2. 2016 (14 games)	233
3. 1997 (12 games)	226
4. 2014 (13 games)	225
5. 2003 (13 games)	206
6. 2004 (12 games)	198
7. 2002 (15 games)	189

Season, Fewest Per Game

1. 1916 (28 pts., 5 games)	5.6
2. 1915 (40 pts., 7 games)	5.7
3. 1925 (52 pts., 9 games)	5.8
4. 1921 (47 pts., 7 games)	6.7
5. 1914 (24 pts., 3 games)	8.0

Game, Half

1. 2016 vs. Old Dominion (52-14)	52
2015 vs. Middle Tennessee (52-14)	52
2007 vs. West Virginia Tech (52-0)	52
4. 2015 vs. Miami (Ohio) (49-7)	49
2014 at Marshall (49-42)	49
1998 vs. Austin Peay (49-0)	49

Game, Quarter

1. 2007 vs. West Virginia Tech	49 (1Q)
2. 2005 vs. West Virginia Tech	35 (2Q)
1969 vs. Murray State	35 (4Q)
4. 2016 vs. Old Dominion	31 (2Q)
5. Six times, last at Marshall, 2016	28 (1Q)

Halftime Lead

1. 2007 vs. West Virginia Tech	52 (52-0)
2. 1998 vs. Austin Peay	49 (49-0)
3. 1996 vs. Kentucky Wesleyan	45 (45-0)
4. 2015 vs. Miami (Ohio)	42 (49-7)
2007 vs. Indiana State	42 (42-0)



TOUCHDOWNS SCORED

Season

1.	2016 (14 games)	82
	2015 (14 games)	82
3.	2014 (13 games)	76
4.	1973 (13 games)	62
5.	1997 (12 games)	56
6.	2002 (15 games)	54
	1998 (11 games)	54
8.	2007 (12 games)	51
	2003 (13 games)	51
10.	2000 (13 games)	50

Game

1.	vs. West Virginia Tech, 9/8/2007	12
2.	vs. Bethel (Ky.), 11/27/1924	11

MOST FIRST DOWNS

Season

1.	2014 (13 games)	351
2.	2015 (14 games)	349
3.	2016 (14 games)	344
4.	2013 (12 games)	287
5.	2007 (12 games)	266
6.	2012 (13 games)	265
7.	2002 (15 games)	263
8.	1997 (12 games)	254
9.	1994 (11 games)	246
10.	1973 (13 games)	241

Season, Rushing (since 1978)

1.	1997 (12 games)	202
2.	1998 (11 games)	184
3.	2002 (15 games)	182
4.	2001 (12 games)	173
5.	1994 (11 games)	168



Season, Passing (since 1978)

1.	2014 (13 games)	216
2.	2015 (14 games)	210
3.	2016 (14 games)	184
4.	2013 (11 games)	141
5.	1985 (11 games)	131
6.	1984 (11 games)	130
7.	2012 (13 games)	128

Game

1.	vs. Bowling Green, 8/29/2014	40
2.	at Marshall, 11/28/2014	37
3.	at North Texas, 10/15/2015	35
4.	at Murray State, 9/8/1994	34
5.	at Central Florida, 9/24/1994	33
	at Middle Tennessee, 9/13/2014	33

Game, Passing

1.	vs. Bowling Green, 8/29/2014	29
2.	vs. Central Michigan, 12/24/2014	22
	at Marshall, 11/28/2014	22
	at Middle Tennessee, 9/13/2014	22
5.	vs. Miami (Ohio), 9/26/2015	20
	at Middle Tennessee, 11/9/1985	20
7.	Four times, last at Navy, 9/27/2014	19

THIRD DOWN CONVERSIONS

Season (Since 1978)

1.	2005 (11 games)	0.517 (78-151)
2.	2014 (13 games)	0.511 (92-180)
3.	2012 (13 games)	0.482 (80-166)
4.	2006 (11 games)	0.479 (68-142)
5.	2015 (13 games)	0.478 (88-184)
6.	1993 (11 games)	0.476 (78-164)

FOURTH DOWN CONVERSIONS

Season (Since 1978)

1.	1989 (11 games)	0.765 (13-17)
2.	1997 (12 games)	0.720 (18-25)
3.	1988 (13 games)	0.649 (24-37)
4.	1996 (11 games)	0.632 (12-19)
5.	1985 (11 games)	0.621 (18-29)

RUSHING YARDS

Season

1.	1997 (12 games)	3,984
2.	2002 (15 games)	3,793
3.	1998 (11 games)	3,791
4.	2001 (12 games)	3,521
5.	2000 (13 games)	3,445
6.	1993 (11 games)	3,301
7.	2003 (13 games)	3,155
8.	1996 (11 games)	3,136
9.	1999 (11 games)	3,115
10.	2007 (12 games)	2,966

Season, Per Game

1.	1998 (3,791; 11 games)	344.6
2.	1997 (3,984; 12 games)	332.0
3.	1993 (3,301; 11 games)	300.1
4.	2001 (3,521; 12 games)	293.4
5.	1992 (2,871; 10 games)	287.1

**Game**

1. at Southern Illinois, 1997	561
2. at Southern Illinois, 1992	554
3. vs. Tennessee-Martin, 2000	551
4. vs. Austin Peay, 1997	542
5. vs. Union, 1948	520

RUSHING ATTEMPTS**Season**

1. 2002 (15 games)	828
2. 1975 (13 games)	727
3. 2000 (13 games)	722
4. 2001 (12 games)	720
5. 1997 (12 games)	716
6. 1998 (11 games)	669
7. 1993 (11 games)	646
8. 1994 (11 games)	632
1996 (11 games)	632
10. 1999 (11 games)	614

Season, Per Game

1. 1995 (610; 10 games)	61.0
2. 1998 (669; 11 games)	60.8
3. 2001 (720; 12 games)	60.0
4. 1997 (716; 12 games)	59.7
5. 1992 (596; 10 games)	59.2

Season, Per Attempt

1. 1998 (3,791 yds, 669 atts)	5.67
2. 1997 (3,984 yds, 716 atts)	5.65
3. 2016 (2,609 yds, 487 atts)	5.36
4. 2003 (3,155 yds, 605 atts)	5.21
5. 2007 (2,966 yds, 579 atts)	5.12
6. 1993 (3,301 yds, 646 atts)	5.11

Game

1. at Murray State, 9/7/1996 (2 ot)	83
2. vs. New Haven, 10/3/1998	75
3. vs. Murray State, 9/6/1997 (3 ot)	73
vs. Elon, 10/24/1998 (ot)	73
5. vs. Eastern Illinois, 11/9/1991	72
vs. Troy, 10/29/1994	72

RUSHING TOUCHDOWNS**Season**

1. 1997 (12 games)	45
2. 1998 (11 games)	43
3. 2002 (15 games)	41
4. 2016 (14 games)	35
1963 (11 games)	35
2004 (12 games)	35
7. 1963 (11 games)	34
2000 (13 games)	34
2001 (12 games)	34
2003 (13 games)	34

Game

1. at Indiana State, 10/25/2003	8
vs. Tennessee-Martin, 9/9/2000	8
at Indiana State, 10/20/1997	8
4. vs. Morgan State, 9/21/2013	7
vs. Austin Peay, 9/26/1998	7
at Southern Illinois, 10/25/1997	7
vs. Morehead State, 9/21/1991	7
8. Multiple times, last vs. Troy, 11/26/2011	6

YARDS PASSING**Season**

1. 2015 (14 games)	5,211
2. 2014 (13 games)	4,866
3. 2016 (14 games)	4,715
4. 2013 (12 games)	3,138
5. 1985 (11 games)	3,064
6. 1984 (11 games)	2,812
7. 1973 (13 games)	2,675
8. 2012 (13 games)	2,667
9. 1986 (11 games)	2,520
10. 2006 (11 games)	2,248

Season, Per Game

1. 2014 (13 games)	374.3
2. 2015 (14 games)	372.2
3. 2016 (14 games)	336.8
4. 1985 (11 games)	278.5
5. 2013 (12 games)	261.7
6. 1984 (11 games)	255.6
7. 1986 (11 games)	229.1

Game

1. at Middle Tennessee, 9/13/2014	593
2. vs. Bowling Green, 8/29/2014	569
3. vs. Rice, 9/1/2016	552
3. at Marshall, 11/28/2014	516
4. vs. Akron, 10/5/1985	494
5. vs. Central Michigan, 12/24/2014	486
6. at Indiana, 9/19/2015	484

PASSES ATTEMPTED**Season**

1. 2014 (13 games)	557
2. 2015 (14 games)	554
3. 1985 (11 games)	506
4. 1984 (11 games)	481
5. 2016 (14 games)	471
6. 1986 (11 games)	424
7. 2013 (12 games)	407
8. 1973 (13 games)	393
9. 2012 (13 games)	335
10. 1969 (10 games)	325

Season, Per Game

1. 1985 (506 atts, 11 games)	46.0
2. 1984 (482 atts, 11 games)	43.8
3. 2014 (557 atts, 13 games)	42.8
4. 2015 (554 atts, 14 games)	39.6
5. 1986 (424 atts, 11 games)	38.5
6. 2013 (407 atts, 12 games)	33.9
7. 2016 (471 atts, 14 games)	33.6

Game

1. at Middle Tennessee, 11/9/1985	69
2. at Middle Tennessee, 9/13/2014	66
3. at LSU, 10/24/2015	61
4. vs. Akron, 10/5/1985	59
vs. Akron, 11/15/1969	59
6. vs. Bowling Green, 8/29/2014	56

**PASSES COMPLETED****Season**

1. 2015 (14 games)	398
2. 2014 (13 games)	378
3. 2016 (14 games)	305
4. 1985 (11 games)	281
5. 2013 (12 games)	266
6. 1984 (11 games)	251
7. 1986 (11 games)	219
8. 2012 (13 games)	213
9. 1973 (13 games)	197
10. 2009 (12 games)	181

Season, Per Game

1. 2014 (378 comp, 13 games)	29.1
2. 2015 (398 comp, 14 games)	28.4
3. 1985 (281 comp, 11 games)	25.5
4. 1984 (251 comp, 11 games)	22.8
5. 2013 (266 comp, 12 games)	22.2
6. 2016 (305 comp, 14 games)	21.8
7. 1986 (219 comp, 11 games)	19.9

Game

1. vs. Bowling Green, 8/29/2014	46
2. at Middle Tennessee, 9/13/2014	43
at Middle Tennessee, 11/9/1985	43
4. at Navy, 9/27/2014	38
5. at LSU, 10/24/2015	37
vs. Akron, 11/15/1969	37
7. at Louisiana Tech, 10/6/2016	36

INTERCEPTIONS THROWN**Season**

1. 1973 (13 games)	27
2. 1964 (10 games)	25
3. 1968 (10 games)	23
1974 (10 games)	23
1984 (11 games)	23
6. 1972 (10 games)	22
7. 1969 (10 games)	21
1976 (10 games)	21
9. 1965 (10 games)	20
10. 1977 (10 games)	19

Game

1. Three times, last vs. Grambling, 12/8/1973	6
---	---

Game, FBS era

1. at Tennessee, 9/7/2013	5
---------------------------	---

COMPLETION PERCENTAGE**Season**

1. 2015 (14 games)	.718 (398-554)
2. 2014 (13 games)	.679 (378-557)
3. 2013 (12 games)	.654 (266-407)
4. 2016 (14 games)	.648 (305-471)
5. 2012 (13 games)	.636 (213-335)
6. 2007 (12 games)	.628 (167-266)
7. 1952 (10 games)	.615 (142-231)
8. 2006 (11 games)	.614 (175-285)
9. 2002 (15 games)	.601 (101-168)
10. 2004 (12 games)	.590 (131-222)

Game

1. vs. Old Dominion, 10/25/2014	.885 (23-26)
2. vs. Old Dominion, 10/22/2016	.848 (28-33)
3. vs. FAU, 11/7/2015	.828 (24-29)
4. vs. Bowling Green, 8/29/2014	.821 (46-56)
5. vs. Navy, 9/28/2013	.806 (25-31)
6. vs. Miami (Ohio), 9/26/2015	.805 (33-41)
7. vs. Delta State, 11/1/1952	.800 (16-20)
vs. Western Illinois, 9/30/2006	.800 (16-20)

TOUCHDOWN PASSES**Season**

1. 2015 (14 games)	50
2. 2014 (13 games)	49
3. 2016 (14 games)	42
4. 1973 (13 games)	29
5. 2012 (13 games)	24
6. 1952 (10 games)	20
1985 (11 games)	20
8. 1969 (10 games)	18
9. 1968 (10 games)	16
1986 (11 games)	16

Game

1. at Marshall, 11/28/2014	8
2. vs. Middle Tennessee, 10/10/2015	6
vs. Miami, 9/26/2015	6
vs. Bowling Green, 8/29/2014	6
4. 11 times, last vs. North Texas, 11/12/2016	5

PUNTS**Season**

1. 1975 (13 games)	104
2. 1986 (11 games)	80
3. 1973 (13 games)	78
1976 (10 games)	78
1982 (10 games)	78
1983 (11 games)	78
7. 1985 (11 games)	77
8. 1970 (10 games)	76
9. 1981 (11 games)	73
10. 1974 (10 games)	72

Season, Per Game

1. 1975 (104; 13 games)	8.0
2. 1976 (78; 10 games)	7.8
1982 (78; 10 games)	7.8
4. 1970 (76; 10 games)	7.6
5. 1986 (80; 11 games)	7.3

Game

1. at Tennessee Tech, 10/19/1974	13
at Tennessee State, 10/18/1986	13

**PUNTING YARDS****Season**

1. 1975 (13 games)	4,081
2. 1976 (10 games)	3,202
3. 1986 (11 games)	3,199
4. 1983 (11 games)	2,959
5. 1973 (13 games)	2,931
6. 2010 (12 games)	2,872
7. 1985 (11 games)	2,808
8. 1981 (11 games)	2,742
9. 1970 (10 games)	2,726
10. 1980 (10 games)	2,700

Season, Per Punt

1. 2009 (2,475 yds, 57 punts)	43.4
2. 2016 (1,701 yds, 40 punts)	42.5
3. 2012 (1,919 yds, 46 punts)	41.7
4. 2011 (2,662 yds, 64 punts)	41.59
5. 2004 (1,996 yds, 48 punts)	41.58
6. 1976 (3,202 yds, 78 punts)	41.1
7. 2007 (1,919 yds, 47 punts)	40.8
8. 2015 (2,110 yds, 52 punts)	40.6
9. 2010 (2,872 yds, 71 punts)	40.5
10. 2003 (2,224 yds, 55 punts)	40.43

Game

1. vs. Tennessee Tech, 10/19/1974	578
-----------------------------------	-----

Game, FBS era

1. at Tennessee, 9/5/2009	403
---------------------------	-----

PUNTS RETURNED**Season**

1. 1974 (10 games)	60
2. 1973 (13 games)	53
3. 1975 (13 games)	52
4. 1997 (12 games)	49
5. 2002 (15 games)	47

Game

1. vs. Middle Tennessee, 9/20/1952	12
------------------------------------	----

Game, FBS era

1. at Florida Atlantic, 10/15/2011	6
------------------------------------	---

PUNTS RETURNS FOR TD**Game**

1. vs. Cumberland (Tenn.), 9/11/1999	2
--------------------------------------	---

PUNT RETURN YARDS**Season**

1. 2002 (15 games)	609
2. 1974 (10 games)	576
3. 2001 (12 games)	566
4. 1975 (13 games)	542
5. 1967 (9 games)	522
6. 2003 (13 games)	498
7. 1968 (10 games)	427
8. 1998 (11 games)	416
9. 2007 (12 games)	400
10. 1988 (13 games)	384

Season, Per Return

1. 2016 (14 games)	17.9
2. 2005 (11 games)	16.1
3. 1998 (11 games)	15.4
4. 2001 (12 games)	15.3
5. 2007 (12 games)	14.8
6. 1990 (10 games)	14.7
7. 1967 (9 games)	14.1
8. 1968 (10 games)	13.8
9. 2003 (13 games)	13.1
10. 2002 (15 games)	13.0

Game

1. vs. Youngstown State, 10/11/1980	167
2. vs. Lamar, 9/15/1979	161
3. at Morehead State, 10/10/1953	153

Game, FBS era

1. vs. Austin Peay, 9/1/2012	74
------------------------------	----

KICKOFFS RETURNED**Season**

1. 2009 (12 games)	81
2. 2010 (12 games)	62
3. 1995 (10 games)	61
4. 2008 (12 games)	55
5. 2014 (13 games)	54
2011 (12 games)	54
7. 2016 (14 games)	48
1991 (11 games)	48
9. 1986 (11 games)	47
10. 1977 (10 games)	45
1989 (11 games)	45
2007 (12 games)	45

Game

1. at Middle Tennessee, 10/24/2009	11
at North Texas, 10/31/2009	11
3. at Louisiana Tech, 10/6/2016	10
vs. Lamar, 9/15/1979	10
at Louisiana Tech, 11/1/2014	10
6. at Central Florida, 9/24/1994	9
7. Eight times, last vs. Old Dominion, 10/25/2014	8



KICKOFF RETURN YARDS

Season

1. 2009 (12 games)	1,797
2. 2011 (12 games)	1,409
3. 2008 (12 games)	1,376
4. 2010 (12 games)	1,306
5. 2016 (14 games)	1,280
6. 1995 (10 games)	1,222
7. 2014 (13 games)	1,166
8. 1996 (11 games)	1,118
9. 2012 (13 games)	1,083
10. 1986 (11 games)	985

Season, Per Return

1. 2016 (14 games)	26.7
2. 2011 (12 games)	26.1
3. 1982 (10 games)	25.7
4. 1996 (11 games)	25.4
5. 2008 (12 games)	25.0
6. 2012 (13 games)	24.6
2003 (13 games)	24.6
8. 1973 (13 games)	24.1
9. 1980 (10 games)	23.9
10. 1975 (13 games)	23.7

Game

1. at North Texas, 10/31/2009	273
2. at Middle Tennessee, 10/24/2009	271
3. vs. Old Dominion, 10/25/2014	246
4. at Marshall, 9/28/1996	235
5. vs. North Texas, 11/1/2008	234
6. at Louisiana Tech, 10/6/2016	232



INTERCEPTIONS

Season

1. 1973 (13 games)	35
2. 1952 (10 games)	34
3. 2000 (13 games)	29
4. 1963 (11 games)	27
5. 2004 (12 games)	23
6. 1968 (10 games)	23
7. 1975 (13 games)	22
8. 1972 (10 games)	22
9. 2007 (12 games)	20
10. 2002 (15 games)	20

Game

1. vs. Morehead State, 11/6/1965	7
at Eastern Kentucky, 9/18/2004	7

Game, FBS era

1. Three times, last at Marshall, 11/28/2014	4
--	---

INTERCEPTION RETURN YARDAGE

Season

1. 2000 (13 games)	506
2. 1973 (13 games)	458
3. 2014 (13 games)	414
4. 1968 (10 games)	355
5. 1952 (10 games)	313
6. 1974 (10 games)	296
7. 2007 (12 games)	269
8. 1992 (10 games)	267
9. 2016 (14 games)	252
10. 1972 (10 games)	251

Game

1. vs. Murray State, 11/21/1992	153
2. vs. Western Illinois, 10/12/1968	139

Game, FBS era

1. vs. Old Dominion, 10/25/2014	96
---------------------------------	----

NCAA SINGLE-SEASON RECORD

KICKOFF RETURN AVERAGE

Player	School	Year	Avg.
1. Kylen Towner	WKU	2016	40.31
2. Leeland McElroy	Texas A&M	1993	39.33
3. Jamarcus Nelson	UAB	2014	38.32
4. Evan Berry	Tennessee	2015	38.29
5. Tremain Mack	Miami (Fla.)	1996	37.71
6. Ray Fisher	Indiana	2009	37.35
7. Henry White	Colgate	1977	37.33
8. Dri Archer	Kent State	2012	36.94
9. Kevin Johnson	Syracuse	1997	36.71
10. Levonte Whitfield	Florida State	2013	36.41

**FUMBLES****Season**

1. 1975 (13 games)	42
2. 1977 (10 games)	38
1979 (10 games)	38
1983 (11 games)	38
5. 1976 (10 games)	36

Game

1. vs. Eastern Illinois, 11/12/1983 (Lost 5)	9
2. at Tampa, 9/21/1963 (Lost 7)	8

FUMBLES LOST**Season**

1. 1957 (8 games)	26
2. 1960 (9 games)	21
1977 (10 games)	21
4. 1979 (10 games)	20
5. 1983 (11 games)	17
1972 (10 games)	17

Game

1. at Tampa, 9/21/1963	7
------------------------	---

Game, FBS era

1. Six times, last at FIU, 11/21/2015	3
---------------------------------------	---

PENALTIES**Season**

1. 1988 (13 games)	120
2. 2002 (15 games)	97
3. 2016 (14 games)	93
1994 (11 games)	93
5. 2000 (13 games)	90
6. 2011 (12 games)	89

Game

1. Kentucky Wesleyan, 8/29/1996	17
2. Indiana State, 11/5/1994	16
West Virginia Tech, 9/1/2005	16
4. at Morehead State, 9/10/1988	15
5. Seven times, last vs. UT-Martin, 9/9/2000	14

Game, FBS era

1. South Florida, 9/12/2009	13
-----------------------------	----

PENALTY YARDS**Season**

1. 1988 (13 games)	1,034
2. 2016 (14 games)	931
3. 1968 (10 games)	919
4. 1981 (11 games)	917
5. 1974 (10 games)	878
6. 1973 (13 games)	859

Game

1. at Evansville, 9/5/1981	167
2. vs. West Virginia Tech, 9/1/2005	166
3. vs. Kentucky State, 9/19/1981	161
4. at Morehead State, 9/10/1988	160
5. vs. Morehead State, 10/9/1954	153

SCORING DEFENSE**Season (Since 1954)**

1. 1968 (10 games)	70
2. 1970 (10 games)	76
3. 1963 (11 games)	79
1964 (10 games)	79
5. 1958 (9 games)	87
6. 1961 (9 games)	88
7. 1962 (8 games)	92
8. 1974 (10 games)	95
9. 1972 (10 games)	97
10. 1967 (9 games)	98

Season, Average (Since 1954)

1. 1968 (10 games)	7.0
2. 1963 (11 games)	7.2
3. 1970 (10 games)	7.6
4. 1964 (10 games)	7.9
5. 1975 (13 games)	8.6
6. 1974 (10 games)	9.5
7. 1958 (9 games)	9.7
8. 1972 (10 games)	9.7
9. 1961 (9 games)	9.8
10. 1971 (10 games)	10



TACKLES

Season, Solo (Since 1978)

1. 1988 (13 games)	775
2. 2002 (15 games)	718
3. 1987 (11 games)	705
4. 2000 (13 games)	701
5. 2003 (13 games)	700

Season, Assisted (Since 1978)

1. 1983 (11 games)	841
2. 1981 (11 games)	769
3. 1979 (10 games)	659
4. 1982 (10 games)	648
5. 1980 (10 games)	615

Season, Total (Since 1978)

1. 1988 (13 games)	1352
2. 1981 (11 games)	1292
3. 1983 (11 games)	1250
4. 2002 (15 games)	1193
5. 2003 (13 games)	1172

SACKS

Season (Since 1984)

1. 2002 (15 games)	41
2. 1997 (12 games)	40
3. 2003 (13 games)	39
4. 2016 (14 games)	34
5. 2000 (13 games)	33
6. 1987 (11 games)	33
7. 1985 (11 games)	33
8. 2012 (13 games)	32
9. 2001 (12 games)	31
10. 2005 (11 games)	30
1993 (11 games)	29

Game, FBS era

1. at FIU, 10/27/2012	9
2. at Miami (Ohio), 9/17/2016	7
3. at Louisiana-Monroe, 10/29/2011	6
at Alabama, 9/8/2012	6
5. Louisiana Tech, 12/3/2016	5
vs. Memphis, 12/20/2016	5
at Texas State, 11/23/2013	5

SACKS, YARDS

Season (Since 1984)

1. 2002 (15 games)	296
2. 2003 (13 games)	283
3. 2001 (12 games)	248
4. 1987 (11 games)	245
5. 1997 (12 games)	239

TACKLES FOR LOSS

Season (Since 1978)

1. 2003 (13 games)	135
2. 2002 (15 games)	132
3. 2001 (12 games)	107
4. 2012 (13 games)	97
5. 2000 (13 games)	94
1981 (11 games)	94
7. 2016 (14 games)	87
8. 2005 (11 games)	84
1999 (11 games)	84
10. 2015 (14 games)	83

Game, FBS era

1. at FIU, 10/27/2012	13
at Arkansas State, 9/29/2012	13
3. at Louisiana-Monroe, 10/29/2011	12
4. at Miami (Ohio), 9/17/2016	10
vs. Memphis, 12/20/2016	10
at FIU, 11/21/2015	10

TACKLES FOR LOSS, YARDS

Season (Since 1978)

1. 2002 (15 games)	490
2. 2003 (13 games)	436
3. 2012 (13 games)	413
4. 2001 (12 games)	395
5. 1981 (11 games)	388

PASS BREAKUPS

Season (Since 1979)

1. 2000 (13 games)	95
2. 1994 (11 games)	91
3. 1989 (11 games)	84
1998 (11 games)	84
5. 1993 (11 games)	77
6. 2016 (14 games)	76
7. 1996 (11 games)	68
8. 1986 (11 games)	67
9. 1997 (12 games)	64
10. 1988 (13 games)	62

Game, FBS era

1. at Florida Atlantic, 10/29/2016	11
2. Louisiana Tech, 12/3/2016	10
3. Louisiana-Monroe, 10/20/2012	8
at Miami (Ohio), 9/17/2016	8
5. Seven times, last vs. Rice, 9/1/2016	7



PASSING

PASS ATTEMPTS

Career

1. Brandon Doughty, 2011-15	1,491
2. Jeff Cesarone, 1984-87	1,379
3. Kawaun Jakes, 2009-12	1,123
4. Justin Haddix, 2003-06	947
5. Leo Peckenpough, 1970-73	619
6. Johnny Vance, 1966-69	592
7. John Hall, 1977-80	571
8. Jimmy Feix, 1949-52	554
9. Ralph Antone, 1979-82	519
10. Willie Taggart, 1995-98	420

Season

1. Brandon Doughty, 2014	552
2. Brandon Doughty, 2015	540
3. Jeff Cesarone, 1985	447
4. Mike White, 2016	416
5. Jeff Cesarone, 1986	397
6. Brandon Doughty, 2013	374
7. Kawaun Jakes, 2012	312
8. Johnny Vance, 1969	307
9. Jeff Cesarone, 1987	297
10. Kawaun Jakes, 2010	291

Game

1. Brandon Doughty at Middle Tennessee, 2014	66
2. Brandon Doughty at LSU, 2015	61
3. Johnny Vance vs. Akron, 1969	59
Jeff Cesarone vs. Akron, 1985	59
5. Jeff Cesarone at ELU, 1986	58
6. Brandon Doughty vs. Bowling Green, 2014	56
7. Brandon Doughty at Navy, 2014	54
8. Brandon Doughty vs. Southern Miss, 2015	52
9. Mike White at Louisiana Tech, 2016	50
Brandon Doughty at Marshall, 2014	50

PASS COMPLETIONS

Career

1. Brandon Doughty, 2011-15	1,023
2. Jeff Cesarone, 1984-87	735
3. Kawaun Jakes, 2009-12	650
4. Justin Haddix, 2003-06	541
5. Johnny Vance, 1966-69	289
6. John Hall, 1977-80	286
7. Leo Peckenpough, 1970-73	283
8. Mike White, 2016-Pres.	280
9. Ralph Antone, 1979-82	266
10. Willie Taggart, 1995-98	200

Season

1. Brandon Doughty, 2015	388
2. Brandon Doughty, 2014	375
3. Mike White, 2016	280
4. Jeff Cesarone, 1985	253
5. Brandon Doughty, 2013	246
6. Jeff Cesarone, 1986	207
7. Kawaun Jakes, 2012	200
8. Justin Haddix, 2006	171
9. Johnny Vance, 1969	155
10. Kawaun Jakes, 2011	153

Game

1. Brandon Doughty vs. Bowling Green, 2014	46
2. Brandon Doughty at Middle Tennessee, 2014	43
3. Brandon Doughty at Navy, 2014	38
4. Brandon Doughty at LSU, 2015	37
Johnny Vance at Akron, 1969	37
6. Mike White at Louisiana Tech, 2016	36
Jeff Cesarone vs. Akron, 1985	36
8. Brandon Doughty at Indiana, 2015	35
9. Brandon Doughty vs. Southern Miss, 2015	34
Brandon Doughty at Marshall, 2014	34

PASSING YARDS

Career

1. Brandon Doughty, 2011-15	12,855
2. Jeff Cesarone, 1984-87	8,566
3. Justin Haddix, 2003-06	7,929
4. Kawaun Jakes, 2009-12	7,538
5. Mike White, 2016-Pres.	4,363
6. Johnny Vance, 1966-69	4,046
7. John Hall, 1977-80	3,876
8. Jimmy Feix, 1949-52	3,780
9. Ralph Antone, 1979-82	3,555
10. Leo Peckenpough, 1970-73	3,532

Season

1. Brandon Doughty, 2015	5,055
2. Brandon Doughty, 2014	4,830
3. Mike White, 2016	4,363
4. Brandon Doughty, 2013	2,857
5. Jeff Cesarone, 1985	2,737
6. Kawaun Jakes, 2012	2,488
7. Jeff Cesarone, 1986	2,396
8. Justin Haddix, 2006	2,186
9. Justin Haddix, 2004	1,976
10. Johnny Vance, 1969	1,943

Game

1. Brandon Doughty at Middle Tennessee, 2014	593
2. Brandon Doughty vs. Bowling Green, 2014	569
3. Mike White vs. Rice, 2016	517
4. Jeff Cesarone vs. Akron, 1985	494
5. Brandon Doughty at Marshall, 2014	491
6. Brandon Doughty vs. Central Michigan, 2014	486

Per Game, Season

Since 1990, min. 5 games played

1. Brandon Doughty, 2014	371.5 (4,830, 13 GMS)
2. Brandon Doughty, 2015	361.1 (5,055, 14 GMS)
3. Mike White, 2016	311.6 (4,363, 14 GMS)
4. Brandon Doughty, 2013	238.0 (2,857, 12 GMS)
5. Justin Haddix, 2006	198.7 (2,186, 11 GMS)
6. Kawaun Jakes, 2012	191.4 (2,488, 13 GMS)
7. Justin Haddix, 2005	172.0 (1,892, 11 GMS)

COMPLETION PERCENTAGE

Career (Min. 100 comp.)

1. Brandon Doughty, 2011-15	.686 (1,023-1,491; 12,855)
2. Mike White, 2016-Pres.	.674 (280-416; 4,363)
3. K.J. Black, 2007-08	.632 (115-182; 1,284)
4. Kawaun Jakes, 2009-12	.579 (650-1,123; 7,538)
5. Justin Haddix, 2003-06	.571 (541-947; 7,929)
6. Jason Michael, 1999-02	.553 (126-228; 2,272)
7. David Wolke, 2007-08	.545 (194-356; 2,200)
8. Jeff Cesarone, 1984-87	.533 (735-1,379; 8,566)
9. Ralph Antone, 1979-82	.513 (266-519; 3,555)
10. Scott Campbell, 1988-90	.508 (130-256; 1,660)

**Season (Min. 75 comp.)**

1. Brandon Doughty, 2015	.719 (388-540; 5,055 yds)
2. Brandon Doughty, 2014	.679 (375-552; 4,830 yds)
3. Mike White, 2016	.674 (280-416; 4,363)
4. Brandon Doughty, 2013	.658 (246-374; 2,857 yds)
5. K.J. Black, 2007	.657 (88-134; 1,007 yds)
6. Kawaun Jakes, 2012	.641 (200-312; 2,488 yds)
7. Jimmy Feix, 1952	.632 (127-201; 1,752 yds)
8. David Wolke, 2007	.621 (77-124; 922 yds)
9. Justin Haddix, 2006	.613 (171-279; 2,186 yds)
10. Kawaun Jakes, 2009	.607 (148-244; 1,516 yds)

Game (Min. 10 comp.)

1. Brandon Doughty vs. Old Dominion, 2014	.885 (23-26)
2. Mike White vs. Old Dominion, 2016	.875 (28-32)
3. Mike White vs. Houston Baptist, 2016	.846 (11-13)
4. Marty Jagers at Austin Peay, 1981	.833 (10-12)
Willie Taggart at UT Martin, 1997	.833 (10-12)
6. Brandon Doughty vs. FAU, 2015	.828 (24-29)
7. Brandon Doughty vs. Bowling Green, 2014	.821 (46-56)
8. Mike White vs. Rice, 2016	.806 (25-31)

TOUCHDOWN PASSES**Career**

1. Brandon Doughty, 2011-15	111
2. Kawaun Jakes, 2009-12	51
3. Justin Haddix, 2003-06	50
4. Jeff Cesarone, 1984-87	46
5. Mike White, 2016-Pres.	37
6. Leo Peckenpaugh, 1970-73	35
7. Jimmy Feix, 1949-52	30
John Hall, 1977-80	30
Willie Taggart, 1995-98	30
10. Johnny Vance, 1966-69	28

Season

1. Brandon Doughty, 2014	49
2. Brandon Doughty, 2015	48
3. Mike White, 2016	37
4. Kawaun Jakes, 2012	22
5. Jeff Cesarone, 1985	18
6. Johnny Vance, 1969	16
7. Jimmy Feix, 1952	15
Jeff Cesarone, 1986	15
Justin Haddix, 2005	15
10. Justin Haddix, 2006	14
Brandon Doughty, 2013	14
Leo Peckenpaugh, 1974	14

Game

1. Brandon Doughty at Marshall, 2014	8
2. Brandon Doughty vs. Miami (Ohio), 2015	6
Brandon Doughty vs. Bowling Green, 2014	6
4. Eight times, last: Mike White at Louisiana Tech, 2016	5

LONGEST PASS

1. Peckenpaugh to Williams at Murray State, 1970	96
Jeff Cesarone to Keith Paskett vs Akron, 1985	96
3. John Hall to Eddie Preston at Austin Peay, 1979	93
4. Bill Smith to Eddie Preston vs. Austin Peay, 1976	92

* All resulted in touchdowns

PASSER RATING**Career (Min. 200 att.)**

1. Mike White (2016)	181.4
2. Brandon Doughty (2011-15)	161.0
3. Jason Michael (1999-02)	150.2
4. Justin Haddix (2003-06)	137.3
5. Willie Taggart (1995-98)	127.7

Season

1. Mike White, 2016	181.4
2. Brandon Doughty, 2015	176.5
3. Brandon Doughty, 2014	167.1
4. Jason Johnson, 2000	157.5
5. Jason Michael, 2002	157.1

Game

1. Mike White vs. Houston Baptist, 2016	306.2
2. Brandon Doughty vs. Old Dominion, 2014	271.8
3. Mike White vs. Rice, 2016	252.7
4. Kawaun Jakes vs. Austin Peay, 2012	235.1
5. Mike White at Florida Atlantic, 2016	231.8

CONSECUTIVITY**Completions, Game**

1. Brandon Doughty at FIU, 2015*	12
Mike White at LA Tech, 2016	12
Brandon Doughty vs. USF, 2015	12
Brandon Doughty vs. Bowling Green, 2014	12

* Doughty opened the game 12-of-12

Attempts without Interception, Game

1. Brandon Doughty vs. Bowling Green, 2014	56
--	----

Attempts without Interception, Single Season

1. Jeff Cesarone, 1985	132
2. Brandon Doughty, 2014	123
3. Mike White, 2016	112

Attempts without Interception

1. Brandon Doughty, 2013-14	176
-----------------------------	-----

INTERCEPTIONS THROWN**Career**

1. Johnny Vance, 1966-69	43
2. Jeff Cesarone, 1984-87	42
3. Leo Peckenpaugh, 1970-73	38
Kawaun Jakes, 2009-12	38
5. Justin Haddix, 2003-06	36

Season

1. Shanon Miller, 1964	20
2. Johnny Vance, 1969	18
3. Mike Egan, 1965	15
Johnny Vance, 1968	15
Dennis Tomek, 1973	15

Game

1. Dennis Tomek vs. Grambling, 1973	6
2. Jimmy Feix at Marshall, 1951	5
Doug Bartholomew at Akron, 1977	5
Brandon Doughty at Tennessee, 2013	5



RECEIVING

RECEPTIONS

Career

1. Taywan Taylor, 2013-16. (4,234 yds)	253
2. Nicholas Norris, 2013-16 (3,091 yds)	194
3. Willie McNeal, 2010-14 (2,181 yds)	171
4. Jake Gaebler, 2006-09 (1,924 yds)	168
5. Jack Doyle, 2009-12 (1,769 yds)	162
6. Jared Dangerfield, 2014-15 (1,669 yds)	151
7. Curtis Hamilton, 2004-07 (2,324 yds)	149
8. Jay Davis, 1968-71 (2,236 yds)	131
9. Alan Mullins, 1982-85 (1,866 yds)	124
10. Keith Paskett, 1983-86 (2,117 yds)	123

Season

1. Taywan Taylor, 2016 (1,730 yds)	98
2. Taywan Taylor, 2015 (1,467 yds)	86
3. Jared Dangerfield, 2015 (844 yds)	82
4. Nicholas Norris, 2016 (1,318 yds)	76
5. Jared Dangerfield, 2014 (825 yds)	69
6. Curtis Hamilton, 2007 (873 yds)	66
Porter Williams, 1973 (1,107 yds)	66
8. Alan Mullins, 1985 (849 yds)	65
9. Nicholas Norris, 2015 (971 yds)	63
10. Willie McNeal, 2014 (666 yds)	56

Game

1. Jay Davis at Akron, 1969	15/191 yards
2. Taywan Taylor at Middle Tennessee, 2016	12/197 yards
Taywan Taylor vs. Bowling Green, 2014	12/185 yards
Curtis Hamilton vs. Eastern Ky., 2007	12/139 yards
Pat McKenzie vs. Eastern Ill., 1984	12/92 yards
6. Nicholas Norris at Miami (Ohio), 2016	11/187 yards
Jared Dangerfield vs. Miami (Ohio), 2015	11/148 yards
Tyler Higbee at Indiana, 2015	11/109 yards
Keith Paskett vs. Eastern Ill., 1986	11/187 yards
Cedric Jones vs. Livingston, 1986	11/121 yards
Jake Gaebler vs. Middle Tennessee, 2008	11/125 yards

RECEIVING YARDS

Career

1. Taywan Taylor, 2013-16 (253 catches)	4,234
2. Nicholas Norris, 2013-16 (194 catches)	3,091
3. Curtis Hamilton, 2004-07 (149 catches)	2,324
4. Jay Davis, 1968-71 (131 catches)	2,236
5. Willie McNeal, 2010-14 (171 catches)	2,181
6. Keith Paskett, 1983-86 (123 catches)	2,117
7. Eddie Preston, 1976-79 (114 catches)	2,083
8. Joey Stockton, 1995-97 (96 catches)	2,057
9. Jake Gaebler, 2006-09 (168 catches)	1,924
10. Alan Mullins, 1982-85 (124 catches)	1,866

Season

1. Taywan Taylor, 2016 (98 catches)	1,730
2. Taywan Taylor, 2015 (86 catches)	1,467
3. Nicholas Norris, 2016 (76 catches)	1,318
4. Porter Williams, 1973 (66 catches)	1,107
5. Nicholas Norris, 2015 (63 catches)	971
6. Casey Rooney, 2003 (52 catches)	946
7. Curtis Hamilton, 2007 (66 catches)	873
8. Joey Stockton, 1995 (33 catches)	863
9. Maurice Perkins, 2004 (43 catches)	849
Alan Mullins, 1985 (65 catches)	849

Game

1. Joey Stockton at Austin Peay, 1995	276/7 rec.
2. Taywan Taylor at Middle Tennessee, 2016	197/12 rec.
3. Taywan Taylor at Indiana, 2015	196/9 rec.
4. Taywan Taylor vs. Louisiana Tech, 2016	194/7 rec.
Joey Stockton vs. Murray St., 1997 (3OT)	194/7 rec.
6. Jay Davis at Akron, 1969	191/15 rec.
7. Malcolm Darden at Chattanooga, 1987	188/5 rec.
8. Nicholas Norris at Miami (Ohio), 2016	187/11 rec.
Keith Paskett at Eastern Ill., 1986	187/ 11 rec.

TOUCHDOWN RECEPTIONS

Career

1. Taywan Taylor, 2013-16	41
2. Nicholas Norris, 2013-16	26
3. Eddie Preston, 1976-79	22
4. Willie McNeal, 2010-14	21
Porter Williams, 1970-73	21
6. Jared Dangerfield, 2014-15	19
Curtis Hamilton, 2004-07	19
Jay Davis, 1968-71	19
9. Joey Stockton, 1995-97	17
10. Tyler Higbee, 2011-15	14
Keith Paskett, 1983-86	14
Alan Mullins, 1982-85	14

Season

1. Taywan Taylor, 2015	17
Taywan Taylor, 2016	17
3. Nicholas Norris, 2016	14
4. Jared Dangerfield, 2014	11
Porter Williams, 1973	11
6. Curtis Hamilton, 2006	10
7. Jared Dangerfield, 2015	8
Tyler Higbee, 2015	8
Willie McNeal, 2014	8
10. Antwane Grant, 2015	7
Taywan Taylor, 2014	7
Alan Mullins, 1985	7
Keith Paskett, 1985	7
Eddie Preston, 1979	7
Jay Davis, 1969	7

Game

1. Porter Williams vs. Murray St., 1973	4
2. Taywan Taylor vs. North Texas, 2016	3
Taywan Taylor vs. Old Dominion, 2016	3
Nicholas Norris at Louisiana Tech, 2016	3
Taywan Taylor vs. Middle Tennessee, 2015	3
Tyler Higbee at Marshall, 2014	3
Eddie Preston at Morehead St., 1978	3
Porter Williams vs. East Tennessee, 1971	3



RUSHING

RUSHING ATTEMPTS

Career

1. Bobby Rainey, 2008-11 (4,542 yds)	895
2. Lerron Moore, 2003-06 (4,396 yds)	828
3. Willie Taggart, 1995-98 (3,997 yds)	712
4. Antwan Floyd, 1993-96 (3,775 yds)	697
5. Joe Arnold, 1985-88 (3,570 yds)	642
6. Antonio Andrews, 2010-13 (3,674 yds)	618
7. Jimmy Woods, 1975-78 (2,479 yds)	612
8. Dickie Moore, 1965-68 (3,560 yds)	607
9. Clarence Jackson, 1970-73 (2,584 yds)	519
10. Jim Vorhees, 1966-69 (2,040 yds)	495

Season

1. Bobby Rainey, 2011 (1,695 yds)	369
2. Bobby Rainey, 2010 (1,649 yds)	340
3. Antonio Andrews, 2012 (1,728 yds)	304
4. Jon Frazier, 2002 (1,537 yds)	303
5. Lawrence Jefferson, 1975 (880 yds)	293
6. Joe Arnold, 1988 (1,668 yds)	278
7. Lerron Moore, 2003 (1,490 yds)	273
8. Leon Allen, 2014 (1,542 yds)	272
9. Antonio Andrews, 2013 (1,730 yds)	267
10. Antwan Floyd, 1994 (1,327 yds)	240

Game

1. Bobby Rainey vs Middle Tennessee, 2010	45
2. Bobby Rainey vs. Troy, 2011	43
3. Don Smith vs. Missouri State, 1989	41
4. Glendell Miller vs. Murray State, 1982	39
5. Clarence Jackson at Butler, 1971	38
Elmer Caldwell at Eastern Kentucky, 1979	38

RUSHING YARDS

Career

1. Bobby Rainey, 2008-11 (895 atts)	4,542
2. Lerron Moore, 2003-06 (828 atts)	4,396
3. Willie Taggart, 1995-98 (721 atts)	3,997
4. Antwan Floyd, 1993-96 (697 atts)	3,775
5. Antonio Andrews, 2010-13 (618 atts)	3,674
6. Joe Arnold, 1985-88 (642 atts)	3,570
7. Dickie Moore, 1965-68 (607 atts)	3,560
8. Anthony Wales, 2013-16 (491 atts)	3,342
9. Clarence Jackson, 1970-73 (519 atts)	2,584
10. Jimmy Woods, 1975-78 (612 atts)	2,479

Season

1. Antonio Andrews, 2013 (267 atts)	1,730
2. Antonio Andrews, 2012 (304 atts)	1,728
3. Bobby Rainey, 2011 (369 atts)	1,695
4. Joe Arnold, 1988 (278 atts)	1,668
5. Bobby Rainey, 2010 (340 atts)	1,649
6. Anthony Wales, 2016 (237 atts)	1,621
7. Leon Allen, 2014 (272 atts)	1,542
8. Jon Frazier, 2002 (303 atts)	1,537
9. Lerron Moore, 2003 (273 atts)	1,490
10. Dickie Moore, 1967 (208 atts)	1,444

Game

1. Leon Allen vs. Army, 2014	345
2. Eddie Thompson vs. Southern Ill., 1992	309
3. Clarence Jackson at Butler, 1971	297
4. Willie Taggart at Southern Illinois, 1997	289
5. Joe Arnold at North Carolina A&T, 1987	260

RUSHING YARDS (QB)

Career

1. Willie Taggart, 1995-98 (721 atts)	3,997
2. Eddie Thompson, 1991-93 (387 atts)	2,349
3. Donte Pimpleton, 1998-2001 (242 atts)	1,351
4. Jason Johnson, 2000-01 (253 atts)	1,164
5. Jason Michael, 1999-2002 (318 atts)	1,038

Season

1. Willie Taggart, 1998 (210 atts)	1,313
2. Willie Taggart, 1997 (189 atts)	1,257
3. Willie Taggart, 1996 (167 atts)	997
4. Eddie Thompson, 1992 (113 atts)	837
5. Eddie Thompson, 1993 (120 atts)	830

Game

1. Eddie Thompson vs. Southern Ill., 1992 (NCAA Record)	309
2. Willie Taggart vs. Southern Illinois, 1997	289
3. Donte Pimpleton at Illinois State, 2001	245
4. Willie Taggart vs. Elon, 1998	217
5. Willie Taggart at South Florida, 1998	206

LONGEST RUSH

1. Pedro Bacon vs. Livingston, 1986	99-TD
2. Gene McFadden vs. East Tennessee, 1953	96-TD
3. Lerron Moore vs. Southern Illinois, 2003	91-TD
Lou Cullen at Mississippi, 1942	91-TD
5. Donte Pimpleton at Illinois St., 2001	90-TD
Pedro Bacon at Missouri State, 1988	90-TD
7. Rod Smart at Eastern Kentucky, 1999	89-TD
8. Stephen Willis vs. Troy, 2007	86-TD
9. Nicholas Norris vs. Houston Baptist, 2016	85-TD
10. Joey Stockton at Southern Illinois, 1997	84-TD

RUSHING TOUCHDOWNS

Career

1. Willie Taggart, 1995-98	47
2. Lerron Moore, 2003-06	43
Anthony Wales, 2013-16	43
4. Clarence Jackson, 1970-73	37
5. Bobby Rainey, 2007-11	35
6. Dickie Moore, 1965-68	34
7. Antonio Andrews, 2010-13	29
8. Joe Arnold, 1985-88	28
9. Antwan Floyd, 1993-96	27
10. Latravis Powell, 1994-97	24

Season

1. Anthony Wales, 2016	27
2. Dickie Moore, 1967	19
3. Antonio Andrews, 2013	16
Willie Taggart, 1997	16
5. Bobby Rainey, 2010	15
Willie Taggart, 1998	15
7. Joe Arnold, 1988	14
Brian Porter, 2004	14
Jason Michael, 2002	14
10. Bobby Rainey, 2011	13
Leon Allen, 2014	13
Lerron Moore, 2003	13

Game

1. Antonio Andrews vs. Morgan State, 2013	5
2. Five times, last: Anthony Wales vs. LA Tech, 2016	4



MOST 200-YARD RUSHING GAMES

Career

1. Antonio Andrews, 2010-13	5
2. Bobby Rainey, 2008-11	4
Eddie Thompson, 1991-93	4
4. Willie Taggart, 1995-98	3
5. Anthony Wales, 2013-16	2
Leon Allen, 2012-Pres.	2
Joe Arnold, 1985-88	2
Dickie Moore, 1965-68	2

Season

1. Bobby Rainey, 2011	3
Antonio Andrews, 2012	3
3. Anthony Wales, 2016	2
Leon Allen, 2014	2
Antonio Andrews, 2013	2
Willie Taggart, 1998	2
Eddie Thompson, 1993	2
Eddie Thompson, 1992	2
Dickie Moore, 1967	2

MOST 150-YARD RUSHING GAMES

Career

1. Bobby Rainey, 2008-11	11
2. Antonio Andrews, 2010-13	9
3. Willie Taggart, 1995-98	8
4. Anthony Wales, 2013-16	7
Lerron Moore, 2003-06	7
Dickie Moore, 1965-68	7
7. Joe Arnold, 1985-88	6

Season

1. Bobby Rainey, 2010	7
2. Antonio Andrews, 2013	5
Anthony Wales, 2016	5
4. Antonio Andrews, 2012	4
Bobby Rainey, 2011	4
Rod Smart, 1999	4
Willie Taggart, 1998	4
Joe Arnold, 1988	4
Dickie Moore, 1967	4

MOST 100-YARD RUSHING GAMES

Career

1. Antonio Andrews, 2010-13	21
Lerron Moore, 2003-06	21
3. Bobby Rainey, 2008-11	19
4. Antwan Floyd, 1993-96	18
5. Willie Taggart, 1995-98	17
Dickie Moore, 1965-68	17
7. Anthony Wales, 2013-16	16
8. Joe Arnold, 1985-88	13

Season

1. Antonio Andrews, 2013	11
2. Antonio Andrews, 2012	10
Bobby Rainey, 2011	10
4. Bobby Rainey, 2010	9
Jon Frazier, 2002	9
Antwan Floyd, 1994	9
7. Anthony Wales, 2016	8
Lerron Moore, 2003	8
Joe Arnold, 1988	8
Dickie Moore, 1967	8

CONSECUTIVE 100-YD RUSHING GAMES

1. Antonio Andrews, 2013	11
2. Bobby Rainey, 2010-11	8
Antwan Floyd, 1994-95	8
4. Antonio Andrews, 2012	7
5. Anthony Wales, 2016	5
Lerron Moore, 2003	5
Bobby Rainey, 2011	5
8. Anthony Wales, 2015	4
Willie Taggart, 1998	4
Joe Arnold, 1988	4
Dickie Moore, 1967 (twice)	4





TOTAL OFFENSE

PLAYS

Career

1. Brandon Doughty, 2011-15 (12,570 yds)	1,593
2. Jeff Cesarone, 1984-87 (7,852 yds)	1,545
3. Kawaun Jakes, 2009-12 (8,112 yds)	1,456
4. Justin Haddix, 2003-06 (8,890 yds)	1,309
5. Willie Taggart, 1995-98 (7,270 yds)	1,141
6. Leo Peckenpough, 1970-73 (4,107 yds)	940
7. Bobby Rainey, 2008-11 (4,595 yds)	900
8. John Hall, 1977-80 (3,696 yds)	751

Season

1. Brandon Doughty, 2014 (4,778)	591
2. Brandon Doughty, 2015 (4,933)	567
3. Jeff Cesarone, 1985 (2,542 yds)	489
4. Jeff Cesarone, 1986 (2,169 yds)	453
5. Mike White, 2016 (4,289 yds)	445
6. Johnny Vance, 1969 (2,164 yds)	412
Brandon Doughty, 2013 (2,748 yds)	408
8. Kawaun Jakes, 2010 (1,880 yds)	387
9. Kawaun Jakes, 2012 (2,546 yds)	378
10. Bobby Rainey, 2011 (1,743 yds)	371

YARDS

Career

1. Brandon Doughty, 2011-15 (1,593 plays)	12,570
2. Justin Haddix, 2003-06 (1,309 plays)	8,890
3. Willie Taggart, 1995-98 (1,456 plays)	8,112
4. Jeff Cesarone, 1984-87 (1,545 plays)	7,852
5. Kawaun Jakes, 2009-12 (1,104 plays)	5,766
6. Johnny Vance, 1966-69 (709 plays)	4,782
7. Bobby Rainey, 2008-11 (900 plays)	4,595
8. Mike White, 2016-Pres. (445 plays)	4,289
9. Eddie Thompson, 1991-93 (636 plays)	4,109

Season

1. Brandon Doughty, 2015 (567 plays)	4,933
2. Brandon Doughty, 2014 (591 plays)	4,778
3. Mike White, 2016 (445 plays)	4,289
4. Brandon Doughty, 2013 (408 plays)	2,748
5. Kawaun Jakes, 2012 (378 plays)	2,546
6. Jeff Cesarone, 1985 (489 plays)	2,542
7. Willie Taggart, 1997 (320 plays)	2,403
8. Jason Michael, 2002 (335 plays)	2,303
9. Justin Haddix, 2004 (301 plays)	2,291
10. Justin Haddix, 2006 (336 plays)	2,211

ALL-PURPOSE YARDS

Career

1. Bobby Rainey, 2008-11 (4,542 R, 682 C, 51 PR, 1,631 KOR)	6,906
2. Antonio Andrews, 2010-13 (3,674 R, 963 C, 382 PR, 1,780 KOR)	6,799
3. Joey Stockton, 1994-97 (226 R, 2,057 C, 695 PR, 2,302 KOR)	5,280
4. Joe Arnold, 1985-88 (3,570 R, 700 C, 903 KOR)	5,173
5. Lerron Moore, 2003-06 (4,396 R, 211 C)	4,607
6. Anthony Wales, 2013-16 (3,342 R, 673 C, 280 KR)	4,295
7. Willie Taggart, 1995-98 (3,997 R, -1 C)	3,996
8. Clarence Jackson, 1970-73 (2,707 R, 199 C, 258 PR, 634 KOR)	3,798
9. Willie McNeal, 2010-14 (75 R, 2,181 C, 44 PR, 1,390 KOR)	3,690

Season

1. Antonio Andrews, 2012 (1,728 R, 432 C, 234 PR, 767 KOR)	3,161
2. Antonio Andrews, 2013 (1,730 R, 478 C, 97 PR, 314 KOR)	2,619
3. Bobby Rainey, 2009 (939 R, 83 C, 29 PR, 1,050 KOR)	2,101
4. Bobby Rainey, 2011 (1,695 R, 361 C)	2,056
5. Leon Allen, 2014 (1,542 R, 476 C)	2,018
6. Joe Arnold, 1988 (1,668 R, 72 C, 262 KOR)	2,002
7. Joey Stockton, 1995 (46 R, 863 C, 147 pt rets, 934 KOR)	1,990
8. Anthony Wales, 2016 (1,621 R, 323 C)	1,944
9. Jon Frazier, 2002 (1,537 R, 78 C, 328 KOR)	1,943
10. Bobby Rainey, 2010 (1,649 R, 230 C)	1,879

Season, Per Game

1. Antonio Andrews, 2012 (3,161 yds, 13 gms)	243.2
2. Antonio Andrews, 2013 (2,619 yds, 12 gms)	218.2
3. Joey Stockton, 1995 (1,990 yds, 10 gms)	199.0
4. Bobby Rainey, 2009 (2,101 yds, 12 gms)	175.1
5. Bobby Rainey, 2011 (2,056 yds, 12 gms)	171.3
6. Dickie Moore, 1967 (1,456 yds, 10 gms)	161.8
7. Bobby Rainey, 2010 (1,879 yds, 12 gms)	156.6
8. Leon Allen, 2014 (2,018 yds, 13 gms)	155.2
9. Joe Arnold, 1988 (2,002 yds, 13 gms)	154.0
10. Anthony Wales, 2016 (1,944 yds, 14 gms)	149.5

POINTS SCORED

Career

1. Garrett Schwettman, 2012-15 (PK)	398
2. Chris James, 2004-07 (PK)	298
3. Willie Taggart, 1995-98 (QB)	286
4. Anthony Wales, 2013-16 (RB)	282
5. Peter Martinez, 2000-02 (PK)	279
6. Jeff Poisel, 1996-99 (PK)	263
7. Lerron Moore, 2003-06 (RB)	260
8. Clarence Jackson, 1970-73 (RB)	252
9. Dan Maher, 1985-88 (PK)	250
10. Bobby Rainey, 2008-11 (RB)	242

Season

1. Anthony Wales, 2016	174
2. Garrett Schwettman, 2015	124
3. Skyler Simcox, 2016	118
Garrett Schwettman, 2014	118
5. Matt Lange, 2003	117
6. Clarence Jackson, 1973	114
Dickie Moore, 1967	114
8. Peter Martinez, 2002	103
9. Taywan Taylor, 2016	102
Taywan Taylor, 2015	102
Bobby Rainey, 2011	102

Game

1. Anthony Wales vs. LA Tech, 2016	30
Antonio Andrews vs. Morgan State, 2013	30
3. Anthony Wales at Old Dominion, 2015	24
KeShawn Simpson vs. Georgia State, 2013	24
Brian Porter at FIU, 2004	24
Lerron Moore vs. Western Ill., 2004	24
Joey Stockton vs. Southern Ill., 1996	24
Eddie Thompson vs. Southern Ill., 1992	24
Joe Arnold at North Carolina A&T, 1987	24
Porter Williams vs. Murray St., 1973	24
Dickie Moore vs. Tennessee Tech, 1967	24
Carroll Broderick vs. Evansville, 1932	24



POINTS SCORED, KICKER

Career

1. Garrett Schwettman, 2012-15	398
2. Chris James, 2004-07	298
3. Peter Martinez, 2000-02	279
4. Jeff Poisel, 1996-99	263
5. Dan Maher, 1985-88	250
Casey Tinius, 2009-11	135
7. Skyler Simcox, 2016-Pres.	118
Matt Lange, 2002-03	118
9. Jim Griffiths, 1980-82	116
10. Chris Pino, 1990-93	112

Season

1. Garrett Schwettman, 2015	124
2. Skyler Simcox, 2016	118
Garrett Schwettman, 2014	118
4. Matt Lange, 2003	117
5. Peter Martinez, 2002	103
6. Peter Martinez, 2000	100
7. Chris James, 2005	87
Jeff Poisel, 1997	87
9. Garrett Schwettman, 2013	84
Chris James, 2007	84

Game

1. Matt Lange vs. Eastern Kentucky, 2003	18
2. Garrett Schwettman at Middle Tennessee, 2014	17
3. Skyler Simcox vs. Louisiana Tech, 2016	16
Skyler Simcox at Marshall, 2016	16
Garrett Schwettman vs. Middle Tennessee, 2015	16
6. Garrett Schwettman vs. LA Tech, 2015	15
Peter Martinez vs. UT-Martin, 2000	15
8. Skyler Simcox at Middle Tennessee, 2016	14
Garrett Schwettman vs. Troy, 2013	14
Chris James vs. N.C. Central, 2007	14
Chris James vs. Youngstown St., 2004	14
Chris Pino vs. Central Florida, 1992	14

TOUCHDOWNS SCORED

Career

1. Willie Taggart, 1995-98	47
Anthony Wales, 2013-16	47
3. Lerron Moore, 2003-06	43
4. Clarence Jackson, 1970-73	42
5. Taywan Taylor, 2013-16	41
6. Bobby Rainey, 2008-11	40
7. Dickie Moore, 1965-68	34
8. Antonio Andrews, 2010-13	33
9. Joe Arnold, 1985-88	32
10. Antwan Floyd, 1993-96	27
Jim Vorhees, 1966-69	27

Season

1. Anthony Wales, 2016	29
2. Clarence Jackson, 1973	19
Dickie Moore, 1967	19
4. Taywan Taylor, 2016	17
Taywan Taylor, 2015	17
Bobby Rainey, 2011	17
7. Leon Allen, 2014	16
Willie Taggart, 1997	16
Antonio Andrews, 2013	16
10. Nicholas Norris, 2016	15
Antonio Andrews, 2012	15
Bobby Rainey, 2010	15
Willie Taggart, 1998	15
Joe Arnold, 1988	15

Game

1. Anthony Wales vs. Louisiana Tech, 2016	5
Antonio Andrews vs. Morgan State, 2013	5
3. Anthony Wales vs. FIU, 2016	4
Anthony Wales at Old Dominion, 2015	4
Keshawn Simpson vs. Georgia State, 2013	4
Brian Porter at FIU, 2004	4
Lerron Moore vs. Western Ill., 2004	4
Joey Stockton vs. Southern Ill., 1996	4
Eddie Thompson vs. Southern Ill., 1992	4
Joe Arnold at North Carolina A&T, 1987	4
Porter Williams vs. Murray St., 1973	4
Dickie Moore vs. Tennessee Tech, 1967	4





SPECIAL TEAMS

FIELD GOALS

Career

1. Garrett Schwettman, 2012-15	54
2. Chris James, 2004-07	51
3. Peter Martinez, 2000-02	49
4. Dan Maher, 1985-88	47
5. Jeff Poisel, 1996-99	31
6. Matt Lange, 2002-03	23
7. Jim Griffiths, 1980-82	19
8. Chris Pino, 1990-93	17
9. Skylar Simcox, 2016-Pres.	16
10. Dave Betz, 1976-77	15

Season

1. Matt Lange, 2003	23
2. Peter Martinez, 2002	18
3. Peter Martinez, 2000	17
4. Garrett Schwettman, 2014	16
Skylar Simcox, 2016	16
6. Garrett Schwettman, 2015	15
Chris James, 2005	15
Dan Maher, 1988	15
9. Casey Tinius, 2009	14
Chris James, 2007	14
Peter Martinez, 2001	14

LONGEST FIELD GOALS MADE

1. Dick Herron at Middle Tennessee, 1971	57
2. Chris James at Missouri St., 2006	54
3. Skylar Simcox at Middle Tennessee, 2016	52
Chris James vs. Northern Iowa, 2005	52
Dan Maher at Louisville, 1986	52
6. Peter Martinez at Furman, 2001	51
Dan Maher at Austin Peay, 1986	51
8. Skylar Simcox vs. Houston Baptist, 2016	50
Dave Betz at Murray St., 1976	50
Tanner Siewert at Kentucky, 2008	50

LONGEST FIELD GOALS ATTEMPTED

1. Dick Herron at MTSU, 1971 (GOOD)	57
Dave Betz at Murray St., 1976	57
Charlie Johnson at East Tennessee, 1974	57
Steve Wilson at Middle Tennessee, 1971	57
5. Brian Claybourn vs. Northern Iowa, 2003	55
Chris James at Ball St., 2007	55
7. Chris James at Missouri St., 2006 (GOOD)	54
Dave Betz vs. Murray St., 1977	54
Dick Herron vs. Eastern Kentucky, 1972	54
Peter Martinez vs. Murray St., 2002	54

CONSECUTIVE FIELD GOALS MADE

1. Garrett Schwettman, 2015	11
2. Chris James, 2005	10
Matt Lange, 2003	10
4. Will Sweeney, 1994	9
Chris Pino, 1993	9
6. Garrett Schwettman, 2012-13	8
Chris James, 2006	8
Dan Maher, 1988	8
9. Matt Lange, 2003	7
Peter Martinez, 2001-02	7

PATS MADE

Career

1. Garrett Schwettman, 2012-15	236
2. Jeff Poisel, 1996-99	170
3. Chris James, 2004-07	145
4. Peter Martinez, 2000-02	132
5. Dan Maher, 1985-88	109
6. Skylar Simcox, 2016-Pres.	70
7. Steve Wilson, 1969-72	68
8. Casey Tinius, 2009-11	66
Tom Atwood, 1964-67	64
10. Chris Pino, 1990-93	61
Sam Clark, 1961-64	61

Season

1. Garrett Schwettman, 2015	79
2. Garrett Schwettman, 2014	70
Skylar Simcox, 2016	70
4. Jeff Poisel, 1997	54
5. Peter Martinez, 2002	49
Peter Martinez, 2000	49
Jeff Poisel, 1998	49
8. Matt Lange, 2003	48
9. Garrett Schwettman, 2013	45
10. Chris James, 2007	42
Chris James, 2005	42
Garrett Schwettman, 2012	42

Game

1. Garrett Schwettman at FIU, 2015	9
Garrett Schwettman vs. Old Dominion, 2014	9
Chris James vs. West Virginia Tech, 2005	9
Peter Martinez vs. UT-Martin, 2000	9
Jeff Poisel vs. Kentucky Wesleyan, 1996	9
6. 11 with Eight (Last, Simcox vs. Old Dominion)	8

CONSECUTIVE PATS MADE

1. Chris James, 9/11/04-9/29/07	119
2. Garrett Schwettman, 10/4/14-10/24/15	88
3. Skylar Simcox, 9/1/16-12/20/16	69
4. Garrett Schwettman, 10/11/12-11/2/13	59
5. Jeff Poisel, 9/6/97-9/12/98	55
6. Dan Maher, 10/17/87-12/3/88	54
7. Peter Martinez, 9/16/00-10/13/01	53
8. Matt Lange, 9/6/03-12/6/03	41
9. Steve Wilson, 11/8/69-11/21/70	40

MOST PUNTS

Career

1. Adam Lindsey, 1983-86	299
2. Todd Davis, 1986-90	241
3. Brian Claybourn, 2001-04	226
4. Ray Farmer, 1977-80	225
5. Hendrix Brakefield, 2010-13	211
6. Walt Herod, 1973-76	185
7. Jeremy Moore, 2008-09	169
8. Rick Boeckmann, 1992-94	167
9. Gary Mears, 1970-72	166
10. Alan Ogletree, 1998-2000	162

**Season**

1. Walt Herod, 1975	79
2. Walt Herod, 1976	78
3. Adam Lindsey, 1986	77
Adam Lindsey, 1983	77
5. Adam Lindsey, 1985	75
6. Gary Mears, 1970	74
7. Hendrix Brakefield, 2010	71
8. Adam Lindsey, 1984	70
Mike Miller, 1981	70
Mike Miller, 1982	70

Game

1. Adam Lindsey at Tennessee St., 1986	13
Charlie Johnson at Tennessee Tech, 1974	13
3. Adam Lindsey at Eastern Kentucky, 1983	12
Walt Herod at Morehead St., 1976	12

PUNTING YARDS**Career**

1. Adam Lindsey, 1983-86	11,450
2. Todd Davis, 1986-90	9,240
3. Brian Claybourn, 2001-04	9,237
4. Ray Farmer, 1977-80	9,028
5. Hendrix Brakefield, 2010-13	8,650
6. Walt Herod, 1973-76	7,369
7. Jeremy Moore, 2008-09	6,818
8. Rick Boeckmann, 1992-94	6,359
9. Alan Ogletree, 1998-2000	6,276
10. Gary Mears, 1970-72	6,220

Season

1. Walt Herod, 1975	3,223
2. Walt Herod, 1976	3,202
3. Adam Lindsey, 1986	3,093
4. Adam Lindsey, 1983	2,959
5. Hendrix Brakefield, 2010	2,872
6. Adam Lindsey, 1985	2,790
7. Gary Mears, 1970	2,719
8. Mike Miller, 1981	2,672
9. Hendrix Brakefield, 2011	2,662
10. Brian Claybourn, 2002	2,653

Game

1. Charlie Johnson at Tennessee Tech, 1974	578
2. Adam Lindsey at Tennessee St., 1986	555
3. Adam Lindsey at Eastern Kentucky, 1983	498
4. Walt Herod at Morehead St., 1976	490
5. Ray Farmer at Tennessee Tech, 1980	444
Walt Herod vs. Eastern Kentucky, 1976	444

Career, Average Per Punt (Min. 150)

1. Hendrix Brakefield, 2010-13 (211/8,650 yds)	41.0
2. Brian Claybourn, 2001-04 (226/9,237 yds)	40.9
3. Charlie Johnson, 1972-75 (152/6,150 yds)	40.5
4. Jeremy Moore, 2007-09 (169/6,818 yds)	40.3
5. Ray Farmer, 1977-80 (222/8,920 yds)	40.2
6. Walter Herod, 1973-76 (185/7,369 yds)	39.8
7. Alan Ogletree, 1997-2000 (162/6,276 yds)	38.7
8. Todd Davis, 1986-90 (241/9,240)	38.34
9. Adam Lindsey, 1983-86 (299/11,450)	38.29
10. Rick Boeckmann, 1992-94 (167/6,359)	38.1

Season, Average Per Punt (Min. 40)

1. Brian Claybourn, 2004 (46/1,996 yds)	43.4
2. Jeremy Moore, 2009 (56/2,427 yds)	43.3
<i>Jake Collins, 2016 (39/1,666 yds) - 1 shy of minimum</i>	42.7
3. Ray Farmer, 1980 (61/2,584 yds)	42.4
4. Charlie Johnson, 1974 (51/2,155 yds)	42.3
5. Hendrix Brakefield, 2012 (45/1,896 yds)	42.1
6. Jeremy Moore, 2007 (46/1,919 yds)	41.7
7. Hendrix Brakefield, 2011 (64/2,662 yds)	41.6
8. Brian Claybourn, 2003 (54/2,224 yds)	41.2
9. Walt Herod, 1976 (78/3,202 yds)	41.1
10. Walt Herod, 1975 (79/3,223 yds)	40.8

Game, Average Per Punt (Min. 4)

1. Brian Claybourn at Kansas St., 2004 (4/208)	52.00
2. Charlie Johnson vs. Middle Tenn, 1974 (4/205)	51.30
3. Brian Claybourn at Kansas St., 2002 (5/248)	49.60
4. Walt Herod vs. Morehead St., 1975 (7/347)	49.57
5. Charlie Johnson at Appalachian St., 1973 (7/346)	49.40

LONGEST PUNT

1. Charlie Johnson vs. Morehead St., 1973	77
2. Charlie Johnson at Appalachian St., 1973	76
3. Ray Farmer vs. Tennessee Tech, 1979	75
4. Hendrix Brakefield vs. Central Michigan, 2012	74
Bobby Mitchell vs. Tennessee Tech, 1961	74

PUNTS RETURNED**Career**

1. Bill Green, 1967-70	96
2. Joey Stockton, 1994-97	92
3. Antonio Veals, 2000-03	70
4. Davlin Mullen, 1979-82	66
5. Virgil Livers, 1971-74	61
6. Keith Paskett, 1983-86	60
7. Allen Coker, 1971-72	57
8. Joseph Jefferson, 1998-2001	53
9. Dennis Mitchell, 2003-06	51
10. Dwayne Haun, 1989-92	50
Jim Sprinkle, 1965-68	50

Season

1. Virgil Livers, 1974	50
2. Rick Caswell, 1975	49
3. Joey Stockton, 1997	41
4. Davlin Mullen, 1980	38
Cedric Jones, 1988	38
6. Keith Paskett, 1983	37
7. Clarence Jackson, 1973	34
8. Antonio Veals, 2002	33
9. Allen Coker, 1972	30
10. Bill Green, 1970	29

Game

1. Allen Coker vs. Middle Tennessee, 1972	9
Allen Coker at Butler, 1971	9
3. Cedric Jones vs. Austin Peay, 1988	8



PUNT RETURN YARDS

Career

1. Bill Green, 1967-70	1,294
2. Antonio Veals, 2000-03	903
3. Joseph Jefferson, 1998-2001	809
4. Joey Stockton, 1994-97	695
5. Dennis Mitchell, 2003-06	647
6. Virgil Livers, 1971-74	593
7. Rick Caswell, 1973-75	534
8. Dwayne Haun, 1989-92	507
9. Davlin Mullen, 1979-82	438
10. Allen Coker, 1971-72	416

Season

1. Virgil Livers, 1974	545
2. Rick Caswell, 1975	534
3. Antonio Veals, 2002	484
4. Joseph Jefferson, 2001	440
5. Bill Green, 1967	426
6. Cedric Jones, 1988	384
7. Bill Green, 1970	358
8. Antonio Veals, 2003	328
9. Joey Stockton, 1996	300
10. Davlin Mullen, 1980	285

Game

1. Virgil Livers at East Tennessee, 1974	145
2. Bobby Sippio vs. Cumberland (Tenn.), 1999	144
3. Rick Caswell vs. New Hampshire, 1975	138
Rick Caswell vs. Tennessee Tech, 1975	138
Bill "Jelly" Green at Butler, 1967	138

Career, Average Per Return (Min. 25)

1. Joseph Jefferson, 1998-2001	15.3 (53/809 yds)
2. Bill "Jelly" Green, 1967-70	13.5 (96/1,294 yds)
3. Delvechio Walls, 1997-98	13.5 (28/377 yds)
4. Antonio Veals, 2000-03	12.9 (70/903 yds)
5. Dennis Mitchell, 2003-06	12.7 (42/574 yds)
6. Max Stevens, 1950-53	12.4 (29/360 yds)
7. Pat Counts, 1963-64	11.1 (28/310 yds)
8. Rick Caswell, 1975	10.9 (49/534 yds)
9. Joey Stockton 1994-97	10.5 (92/965 yds)
10. Dwayne Haun, 1989-92	10.1 (50/507 yds)

Season, Average Per Return (Min. 12)

1. Bill Green, 1967	17.8 (24/426 yds)
2. Joseph Jefferson, 2001	16.9 (426/40 yds)
3. Dennis Mitchell, 2005	16.1 (15/242 yds)
4. Antonio Veals, 2002	14.7 (33/484 yds)
5. Bobby Sippio, 1999	13.5 (17/230 yds)
6. Bill Green, 1968	13.2 (18/238 yds)
7. Delvechio Walls, 1998	12.4 (21/260 yds)
8. Bill Green, 1970	12.3 (29/358 yds)
9. Antonio Andrews, 2012	12.3 (19/234 yds)
10. Pat Counts, 1963	12.3 (16/197 yds)

PUNT RETURN TOUCHDOWNS

Career

1. Bill "Jelly" Green, 1967-70	5
2. Virgil Livers, 1971-74	3
3. Nacarius Fant, 2014-Pres.	2
Rick Caswell, 1975	2
Jerome DeCarlo, 1993-94	2
Clarence Jackson, 1971-73	2
Joseph Jefferson, 1998-2001	2
Dennis Mitchell, 2003-06	2
Bobby Sippio, 1999	2

Season

1. Virgil Livers, 1974	3
2. Nacarius Fant, 2016	2
Bill Green, 1967	2
Bobby Sippio, 1999	2
Rick Caswell, 1975	2
Bill Green, 1969	2
Clarence Jackson, 1973	2

LONGEST PUNT RETURNS

1. Joseph Jefferson at Illinois St., 2001	95
2. Cedric Jones vs. Chattanooga, 1988	90
Bill "Jelly" Green at Morehead St., 1968	90
Jerry Nassano vs. Morehead St., 1953	90
Max Stevens vs. Morehead St., 1951	90

*All resulted in touchdowns





KICKOFF RETURNS

Career

1. Joey Stockton, 1994-97	94
2. Kylen Towner, 2014-Pres.	86
3. Antonio Andrews, 2010-13	70
4. Willie McNeal, 2010-14	64
5. Bobby Rainey, 2008-11	63
6. Dennis Mitchell, 2003-06	62
7. Herb Davis, 1989-91	44
8. Joe Arnold, 1985-88	40
Nate Jones, 1977-80	40
Jim Sprinkle, 1965-68	40

Season (Since 1963)

1. Willie McNeal, 2010	44
Bobby Rainey, 2009	44
3. Joey Stockton, 1995	39
4. Herb Davis, 1991	38
5. Kylen Towner, 2015	32
6. Kylen Towner, 2014	28
Antonio Andrews, 2012	28
Joey Stockton, 1996	27
9. Dennis Mitchell, 2005	26
Anthony Green, 1989	26
Kylen Towner, 2016	26

Game

1. Joey Stockton at Southern Ill., 1995	8
2. Kylen Towner at LSU, 2015	7
Antonio Andrews vs. Middle Tenn., 2012	7
Dennis Mitchell at Southern Ill., 2004	7
Anthony Green at Louisville, 1989	7
6. Nine with Six	6

KICKOFF RETURN YARDS

Career

1. Kylen Towner, 2014-Pres.	2,441
2. Joey Stockton, 1994-97	2,302
3. Antonio Andrews, 2010-13	1,780
4. Bobby Rainey, 2008-11	1,631
5. Willie McNeal, 2010-14	1,390
6. Dennis Mitchell, 2003-06	1,306
7. Joe Arnold, 1985-89	903
8. John Embree, 1970-73	884
9. Nate Jones, 1977-80	845
10. Davlin Mullen, 1979-82	833

Season (Since 1963)

1. Bobby Rainey, 2009	1,050
2. Kylen Towner, 2016	1,048
3. Willie McNeal, 2010	968
4. Joey Stockton, 1995	934
5. Joey Stockton, 1996	778
6. Antonio Andrews, 2012	767
7. Kylen Towner, 2015	758
8. Herb Davis, 1991	654
9. Kylen Towner, 2014	635
10. Anthony Green, 1989	603

Game

1. Anthony Green at Louisville, 1989	209
2. Antonio Andrews vs. Navy, 2011	202
3. Kylen Towner vs. Old Dominion, 2014	186
4. Joey Stockton vs. Southern Illinois, 1996	182
5. Kylen Towner vs. Louisiana Tech, 2016	178
6. Davlin Mullen at Morehead St., 1982	176

AVG. PER KICK RETURN

Career, Average Per Return (Min. 20)

1. Davlin Mullen, 1979-82 (833 yds, 26 rets)	32.0
2. Mel Mitchell, 1999-2001 (570 yds, 20 rets)	28.5
3. Kylen Towner, 2014-Pres. (2,441 yds, 86 rets)	28.4
4. Eddie Godfrey, 1989-90 (571 yds, 22 rets)	26.0
5. Bobby Rainey, 2008-11 (1,631 yds, 63 rets)	25.9
6. Jim Garrett, 1965-67 (593 yds, 23 rets)	25.8
7. Antonio Andrews, 2010-13 (1,780 yds, 70 rets)	25.4
8. Joey Stockton, 1994-97 (2,302 yds, 94 rets)	24.5
9. Bryan Daniel, 1995-98 (664 yds, 28 rets)	23.7
10. Don Smith, 1987-90 (542 yds, 23 rets)	23.56

Season, Average Per Return (Min. 10) Since 1963

1. Kylen Towner, 2016 (1,048 yds, 26 rets) <i>FBS record</i>	40.3
2. John Evans, 2011 (579 yds, 18 rets)	32.2
3. Davlin Mullen, 1982 (574 yds, 18 rets) <i>NCAA leader</i>	31.9
4. Bobby Rainey, 2008 (581 yds, 19 rets)	30.6
5. John Embree, 1973 (334 yds, 11 rets)	30.4
6. Mel Mitchell, 2001 (295 yds, 10 rets)	29.5
7. Joey Stockton, 1996 (778 yds, 27 rets)	28.8
8. Antonio Andrews, 2011 (505 yds, 18 rets)	28.1
9. Eddie Godfrey, 1990 (336 yds, 12 rets)	28.0
10. Lawrence Jefferson, 1975 (388 yds, 14 rets)	27.7

KICK RETURN TOUCHDOWNS

Career

1. Kylen Towner, 2014-Pres.	3
Davlin Mullen, 1979-82	3
3. Eddie Godfrey, 1989-90	2
Mel Mitchell, 2000-01	2

Season

1. Davlin Mullen, 1982	2
Joey Stockton, 1996	2
Anthony Green, 1989	2

Game

1. Joey Stockton vs. Southern Ill., 1996	2
2. Multiple, last was Kylen Towner at Marshall, 2016	1

LONGEST KICK RETURNS

1. Joey Stockton vs. Southern Ill., 1996	100
Davlin Mullen vs. Youngstown St., 1982	100
3. Mel Mitchell vs. McNeese St., 2001	99
Eddie Godfrey at Murray St., 1989	99
John Embree at Appalachian St., 1973	99
6. Kylen Towner vs. Louisiana Tech, 2015	98
Davlin Mullen vs. Youngstown St., 1980	98
8. Anthony Green vs. Missouri St., 1989	97
Jimmy Thomas vs. Eastern Ky., 1976	97
10. Jeremy Chandler at Youngstown St., 2003	96
Joe Baird vs. Evansville, 1963	96

* All resulted in touchdowns



DEFENSE

TOTAL TACKLES

Career

1. Rick Green, 1972-75	525
2. Paul Gray, 1980-83	488
3. Erik Dandy, 2000-03	422
4. Charles Thompson, 2001-04	411
5. Biff Madon, 1974-77	401
6. Melvin Wisham, 1997-2000	394
7. Tony Towns, 1974, 76-78	370
8. Carl Estelle, 1976-79	355
9. Bill Hape, 1967-70	354
10. Jim Barber, 1969-71	342

Season

1. Rick Green, 1975	213
2. Paul Gray, 1981	173
3. Melvin Wishman, 2000	171
4. Erik Dandy, 2003	165
5. Charles Thompson, 2002	159
6. Richard Grice, 1992	156
7. Erik Dandy, 2001	155
8. Paul Grant, 1982	149
9. Biff Madon, 1976	148
10. Biff Madon, 1977	143

Game (FBS era)

1. Andrew Jackson vs. Florida Atlantic, 2012	19
2. Andrew Jackson vs. North Texas, 2012	15
Thomas Majors vs. Florida Atlantic, 2010	15
Daqual Randall vs. UAB, 2014	15
5. Keith Brown at Marshall, 2016	14
Ben Duvall vs. Navy, 2011	14
Thomas Majors at Navy, 2009	14
Kiante Young vs. Middle Tennessee, 2012	14

SOLO TACKLES

Career

1. Rick Green, 1972-75	311
2. Biff Madon, 1974-77	252
3. Melvin Wisham, 1997-2000	248
4. Erik Dandy, 2000-03	240
5. Tony Towns, 1974, 76-78	231
6. Lawrence Brame, 1967-70	225
7. Richard Grice, 1989-92	218
8. Sherrod Coates, 1999-2002	214
Bill Hape, 1967-70	214
10. Charles Thompson, 2001-04	208

Season

1. Rick Green, 1975	131
2. Melvin Wisham, 2000	106
3. Erik Dandy, 2003	100
4. Richard Grice, 1992	96
5. Charles Thompson, 2002	93
6. Biff Madon, 1976	90
7. Rick Green, 1974	87
8. Biff Madon, 1977	84
9. Karl Maslowski, 2003	82
Erik Dandy, 2001	82

ASSISTED TACKLES

Career

1. Paul Gray, 1980-83	298
2. Rick Green, 1972-75	214
3. Walter York, 1980-83	206
4. Charles Thompson, 2001-04	203
5. Tom Tussey, 1979-81	192
6. Erik Dandy, 2000-03	182
7. David Suggs, 1979-82	178
8. Tim Ford, 1979-81	171
9. Carl Estelle, 1976-79	169
10. Barry Bumm, 1978-81	163

Season

1. Paul Gray, 1981	100
2. Paul Gray, 1982	93
3. Tom Tussey, 1981	88
4. David Suggs, 1981	85
5. Paul Gray, 1983	84
6. Tim Ford, 1980	83
7. Rick Green, 1975	82
8. Mark Fatkin, 1983	79
9. Carl Estelle, 1979	78
10. Greg Barnes, 1980	76

TACKLES FOR LOSS

Career

1. Sherrod Coates, 1999-2002	75
2. Chris Carpenter, 1995-98	52
3. Tony Towns, 1974, 76-78	49
4. Erik Dandy, 2000-03	47
5. Andrew Jackson, 2011-13	43
6. Quanterus Smith, 2009-12	41
7. Ben Witman, 1996-99	40
8. Charles Thompson, 2001-04	39
Danny Davis, 1991-94	39
10. Reginald Hayden, 1976-78	38

Season

1. Sherrod Coates, 2002	31
2. Erik Dandy, 2003	24
Brandon Egan, 1997	24
4. Chris Carpenter, 1997	23.5
5. Keith Tandy, 1975	22
6. Charles Thompson, 2002	21
Ben Witman, 1999	21
David Suggs, 1981	21
9. Paul Gray, 1981	20
Tony Towns, 1976	20

Game (FBS era)

1. Quanterus Smith at Arkansas State, 2012	5.5
2. Quanterus Smith at FIU, 2012	5
3. Thomas Majors vs. Florida Atlantic, 2010	4.5
4. Chris Johnson vs. Vanderbilt, 2016	4
T.J. McCollum at FIU, 2015	4
Quanterus Smith at Louisiana-Monroe, 2011	4
7. Nick Holt at Old Dominion, 2015	3.5
Andrew Jackson vs. Florida Atlantic, 2012	3.5
9. 12 times, last: Nick Dawson-Brents vs. Memphis, 2016	3



SACKS

Career

1. Sherrod Coates, 1999-2002	30
2. Quanterus Smith, 2009-12	24
3. Jon Drummond, 1999-2002	21
4. Ben Witman, 1996-99	20.5
5. Sean Longstreth, 1994-97	18
6. Brandon Smith, 2003-05	14
Bryan Heyward, 1995-98	14
Ben Mooney, 1990-93	14
Xavier Jordan, 1985-89	14
10. Gavin Rocker, 2012-15	13
Karl Maslowski, 2000-03	13
Patrick Reynolds, 2000-02	13
Chris Carpenter, 1995-98	13

Season

1. Sherrod Coates, 2002	13
2. Quanterus Smith, 2012	12.5
3. Ben Witman, 1999	10.5
4. Karl Maslowski, 2003	9
Brandon Smith, 2003	9
Sean Longstreth, 1997	9
Ben Mooney, 1993	9
8. Chad Kincaid, 2003	8
Sherrod Coates, 2001	8
Sherrod Coates, 2000	8
Bryan Heyward, 1997	8

Game (FBS era)

1. Quanterus Smith at FIU, 2012	5
2. Quanterus Smith at Arkansas State, 2012	3.5
3. Nick Dawson-Brents vs. Memphis, 2016	3
Nick Holt at Old Dominion, 2015	3
Quanterus Smith at Alabama, 2012	3
6. Nick Dawson-Brents vs. Louisiana Tech, 2016	2.5
7. 11 times, last: Keith Brown vs. LA Tech, 2016	2.0

INTERCEPTIONS

Career

1. Bobby Sippio, 1999-2001	19
2. Delvechio Walls, 1995-98	14
3. James Edwards, 1984-87	13
4. Antonio Thomas, 2002-05	12
5. Cam Thomas, 2011-14	11
Reginald Johnson, 1979-81, 83	11
7. Barry Bumm, 1978-81	10
8. Jonathan Dowling, 2012-13	9
Jeremy Chandler, 2000-03	9
10. Joseph Jefferson, 1998-01	8
Vernard Johnson, 1984-86	8

Season

1. Bobby Sippio, 2000	10
2. Antonio Thomas, 2004	7
James Edwards, 1987	7
4. Jonathan Dowling, 2012	6
Joseph Jefferson, 2000	6
6. Cam Thomas, 2013	5
Bo Smith, 2007	5
Jeremy Chandler, 2002	5
Bobby Sippio, 2001	5
Hayes Thomas, 2000	5
Reginald Johnson, 1981	5
Carl Brazley, 1978	5

Game

1. Jim Pickens vs. Eastern Kentucky, 1948	4
2. Branden Leston at Marshall, 2014	3
Jonathan Dowling at Kentucky, 2012	3
Carl Brazley vs. East Tennessee, 1978	3
Jon Leathers vs. Dayton, 1974	3
Max Stevens vs. Morehead State, 1951	3
7. Multiple players, last: Nick Holt vs. Marshall, 2015	2

INTERCEPTION RETURN YARDS

Career

1. Bobby Sippio, 1999-2001	357
2. Virgil Livers, 1971-74	250
Mike McCoy, 1970-73	250
4. Wonderful Terry, 2014-15	225
5. Bob Morehead, 1971-73	174
6. Lamont Meacham, 1978-81	171

Season

1. Bobby Sippio, 2000	236
2. Mike McCoy, 1973	139
3. Wonderful Terry, 2014	133
4. Joseph Jefferson, 2000	124
5. Virgil Livers, 1974	123
6. Ricardo Singh, 2014	120
7. Jonathan Dowling, 2012	111
Walt Apperson, 1952	111

Game

1. Bobby Sippio at Tennessee St., 2000	119
2. Juwan Gardner vs. Old Dominion, 2014	96
Bill "Jelly" Green vs. Morehead St., 1969	95
4. Wonderful Terry at FIU, 2015	92
5. Wonderful Terry vs. UTEP, 2014	90
6. Ricardo Singh vs. UAB, 2014	85
Lamont Meacham vs. Kentucky St., 1981	85
Garnett Mercer vs. Union (Tenn.), 1932	85

Career, Average Per Return (Min. 10)

1. Virgil Livers, 1971-74	19.2 (13/250 yds)
2. Bobby Sippio, 1999-01	18.8 (19/357 yds)
3. Mike McCoy, 1970-73	15.6 (16/250 yds)

Season, Average Per Return (Min. 5)

1. Virgil Livers, 1974	24.6 (5/123 yds)
2. Bobby Sippio, 2000	23.6 (10/236 yds)
3. Joseph Jefferson, 2000	22.8 (6/137 yds)
4. Walt Apperson, 1952	18.5 (6/111 yds)
Jonathan Dowling, 2012	18.5 (6/111 yds)
6. Bo Smith, 2007	15.8 (5/79 yds)
7. Mike McCoy, 1973	15.4 (9/139 yds)

LONGEST INTERCEPTION RETURN

1. Juwan Gardner vs. Old Dominion, 2014	96
2. Bill "Jelly" Green vs. Morehead St., 1969	95
Walt Apperson to Jack Binkley (lateral), vs. ECU, 1952	95
4. Wonderful Terry at FIU, 2015	92
5. Wonderful Terry vs. UTEP, 2014	90
6. Ricardo Singh vs. UAB, 2014	85
Lamont Meacham vs. Kentucky St., 1981	85
Garnett Mercer vs. Union (Tenn.), 1932	85
9. Dennis Mitchell at Youngstown St., 2003	84
10. Eddie Godfrey vs. Tenn. Tech, 1989	83

* All resulted in touchdowns

**PASSES DEFENDED** *(Interceptions and Pass Breakups)***Career**

1. Bobby Sippio, 1999-2001	41
2. Cam Thomas, 2011-14	35
3. Delvechio Walls, 1995-98	31
4. Joseph Jefferson, 1998-2001	30
5. Tyree Robinson, 2010-13	28
6. Bryan Daniel, 1995-98	26
Danny Davis, 1991-94	26
8. Dan McGrath, 1992-95	25
9. Ron Burroughs, 1985, 87-88	24
10. Jonathan Dowling, 2012-13	23
Chris Carpenter, 1995-98	23
James Edwards, 1984-87	23
Harold Wright, 1984-87	23

Season

1. Bobby Sippio, 2000	27
2. Williams Howard, 1994	17
3. Delvechio Walls, 1997	16
Danny Davis, 1994	16
5. Prince Charles Iworah, 2015	15
Cam Thomas, 2013	15
Joseph Jefferson, 2000	15
8. Chris Carpenter, 1998	13
Ronnie Fishback, 1983	13
10. Bryan Heyward, 1998	12
Bryan Daniel, 1997	12
Ben Mooney, 1993	12
Ron Burroughs, 1988	12

FUMBLE RECOVERIES**Career**

1. Chad Kraml, 1987-88	15
2. Paul Gray, 1980-83	10
Ben Mooney, 1990-93	10
4. Stuart Bundy, 1982-85	8
5. Danny Davis, 1991-94	7
Tony Towns, 1974, 76-78	7
7. Jon Drummond, 1999-2002	6
Davlin Mullen, 1979-82	6
David Suggs, 1979-82	6
Carl Estelle, 1976-79	6
Reginald Hayden, 1976-78	6

Season

1. Chad Kraml, 1987	13
2. Ben Mooney, 1992	9
3. Davlin Mullen, 1982	5
Charles Woodruff, 1977	5
5. Karl Maslowski, 2002	4
Jon Drummond, 2000	4
Bobby Sippio, 2000	4
William Howard, 1993	4
Mark Johnson, 1986	4
Paul Gray, 1983	4
Robert Ray, 1982	4
Tony Towns, 1978	4
Rick Green, 1975	4

FORCED FUMBLES**Career**

1. Sherrod Coates, 1999-2002	14
2. Walter York, 1980-83	11
David Suggs, 1979-82	11
4. Paul Gray, 1980-83	9
5. Jonathan Dowling, 2012-13	8
6. Karl Maslowski, 2000-03	7
Dan McGrath, 1968-71	7
8. Erik Dandy, 2000-03	6
Antonio Veals, 2000-03	6
Carlis Phillips, 1995-98	6

Season

1. Jonathan Dowling, 2013	6
Sherrod Coates, 2000	6
David Suggs, 1982	6
4. Sherrod Coates, 2002	5
Karl Maslowski, 2002	5
Carlis Phillips, 1995	5
Walter York, 1982	5
David Suggs, 1981	5
9. Andrew Jackson, 2012	4
Erik Dandy, 2001	4
Delvechio Walls, 1997	4
Dan McGrath, 1995	4
Paul Gray, 1982	4

BLOCKED KICKS**Career**

1. Mel Mitchell, 1999-2001	5
2. Bobby Sippio, 1999-2001	4
Ron Burroughs, 1985, 87-88	4
4. Jared Clendinin, 2008-11	4
Ben Witman, 1996-99	4
Corey Binford, 1992-95	4
Zip Zanders, 1988-89	4
Chad Kraml, 1987-88	4

Season

1. Mel Mitchell, 2000	3
Ben Witman, 1999	3
Zip Zanders, 1988	3
Ron Burroughs, 1988	3
5. Nine with Two	2
Last: Jared Clendinin, 2011	

MISCELLANEOUS

WINNINGEST SENIOR CLASS

By Percentage

1.	1973	82.6 (35-7-1)
2.	1940	81.9 (29-6-1)
3.	1975	80.4 (37-9)
4.	1974	79.1 (34-9)
5.	1932	76.8 (31-9-1)
6.	2003	75.5 (40-13)
7.	2016	73.5 (39-14)
8.	2004	73.1 (38-14)
9.	2002	72.5 (37-14)
10.	2000	72.3 (34-13)

By Wins

1.	2003	40 (75.5)
2.	2016	39 (73.5)
3.	2004	38 (73.1)
4.	1975	37 (80.4)
	2002	37 (72.5)
6.	1973	35 (82.6)
	2015	35 (67.3)
8.	1974	34 (79.1)
	2000	34 (72.3)
10.	2001	32 (68.1)

WINS AS STARTING QUARTERBACK

By Percentage

1.	Leo Peckenpaugh (1970-73)	81.8 (27-6)
2.	Mike White (2016-Pres.)	78.5 (11-3)
3.	John Hall (1977-80)	75.0 (24-8)
4.	Willie Taggart (1996-98)	72.7 (24-9)
5.	Brandon Doughty (2011-15)	71.1 (27-11)
6.	Jimmy Feix (1949-52)	70.6 (24-10-2)
7.	Justin Haddix (2003-06)	66.0 (31-16)
8.	Jason Michael (1999-2002)	63.6 (14-8)
9.	Jeff Cesarone (1984-87)	44.4 (16-20-1)
10.	Kawaun Jakes (2009-12)	36.4 (16-28)

By Wins

1.	Justin Haddix (2003-06)	31 (66.0)
2.	Leo Peckenpaugh (1970-73)	27 (81.8)
	Brandon Doughty (2011-15)	27 (71.1)
4.	John Hall (1977-80)	24 (75.0)
	Willie Taggart (1996-98)	24 (72.7)
	Jimmy Feix (1949-52)	24 (70.6)
7.	Jeff Cesarone (1984-87)	16 (44.4)
	Kawaun Jakes (2009-12)	16 (36.4)
9.	Jason Michael (1999-2002)	14 (63.6)
10.	Mike White (2016-Pres.)	11 (78.6)

CAREER STARTS

Player	GS (GP)	
1.	Nolan Dowling, LS (2013-16)	53 (53)
2.	Daniel Withrow, OL (2000-03)	52 (53)
3.	Forrest Lamp, OL (2013-16)	51 (51)
4.	Garrett Schwettman, PK (2012-15)	49 (51)
5.	Sean Conway, OL (2010-13)	42 (42)

IN THE POLLS

WKU reached new heights in 2015 as one the nation's youngest FBS programs. In year six of the transition, WKU achieved its first FBS national ranking and finished No. 24 in the final AP poll. Prior to 2015, the highest point total for the Hilltoppers was six points in the USA Today Coaches Poll in 2012 in Week 8 following a victory over Troy.

WKU IN THE 2015 AP AND COACHES POLLS

Week	Previous Opp. (Record)	Rank (Pts.)	
		AP	Coaches
Pre.	-	(1)	-
2	Vanderbilt (1-0)	(3)	-
3	Louisiana Tech (2-0)	(2)	(1)
7	Middle Tennessee (5-1)	(5)	-
8	North Texas (6-1)	(11)	(5)
10	Old Dominion (7-2)	-	(3)
11	Florida Atlantic (8-2)	(2)	(7)
12	BYE (8-2)	(4)	(11)
13	FIU (9-2)	(6)	(12)
14	Marshall (10-2)	(24)	(22)
15	Southern Miss (11-2)	25 (70)	26 (55)
Final	South Florida (12-2)	24 (128)	26 (73)

As an NCAA I-AA (FCS) program, WKU ranked as high as No. 1 nationally.

WKU IN THE FINAL FCS POLLS

Year	Poll	Rank
1968	Associated Press	19th
1970	UPI/AP	9th/12th
1971	Associated Press	6th
1973	Associated Press	3rd
1975	Associated Press	3rd
1978	NCAA	4th
1980	NCAA	5th
1987	NCAA/Sports Network	11th/14th
1988	NCAA/Sports Network	12th/13th
1993	Sports Network	7th
1997	Sports Network/USA Today	7th/7th
1998	Sports Network/USA Today	19th/22nd
2000	Sports Network	5th
2001	USA Today/Sports Network	10th/12th
2002	Sports Network/USA Today	1st/1st
2003	Sports Network/USA Today	7th/8th
2004	Sports Network/USA Today	11th/11th

GENERAL

HILLTOPPERS

2016 REVIEW

HISTORY

UNIVERSITY

OPPONENTS

100-YARD RUSHING GAMES

Yds/C	Player	Opponent	Date
345/33	Leon Allen	Army	11/15/14
309/28	Eddie Thompson	Southern Illinois	**10/29/92
297/37	Clarence Jackson	Butler	11/13/71
289/21	Willie Taggart	Southern Illinois	**10/25/97
260/35	Joe Arnold	North Carolina A&T	11/21/87
258/25	Rod Smart	Eastern Illinois	10/30/99
248/45	Bobby Rainey	Middle Tennessee	11/20/10
245/35	Anthony Wales	Memphis	12/20/16
245/9	Donte Pimpleton	Illinois State	11/3/01
238/37	Antonio Andrews	Louisiana-Lafayette	11/17/12
237/33	Leon Allen	Marshall	11/28/14
233/41	Don Smith	Southwest Missouri	10/14/89
230/25	Antonio Andrews	North Texas	11/24/12
227/43	Bobby Rainey	Troy	11/26/11
223/22	Dickie Moore	Murray State	11/18/67
219/34	Lerron Moore	Western Illinois	11/13/04
219/28	Dickie Moore	Morehead State	10/28/67
217/36	Willie Taggart	Elon College	10/24/98
215/29	Antonio Andrews	Arkansas State	9/29/12
214/37	Bobby Rainey	North Texas	11/19/11
213/17	Antonio Andrews	Morgan State	9/21/13
213/24	Brian Porter	FIU	11/20/04
209/36	Anthony Wales	Louisiana Tech	12/3/16
206/32	Bobby Rainey	Louisiana-Lafayette	10/22/11
206/26	Willie Taggart	South Florida	10/17/98
206/34	Joe Arnold	Tennessee Tech	10/22/88
205/16	Eddie Thompson	Murray State	11/20/93
205/16	Eddie Thompson	Central Florida	10/24/92
205/27	Danny Embree	Akron	11/7/81
204/21	Antonio Andrews	Texas State	11/23/13
204/18	Eddie Thompson	Austin Peay	8/18/93
196/29	Joe Arnold	Chattanooga	10/29/88
196/24	Dickie Moore	Drake	10/23/65
195/30	Antwan Floyd	Murray State	**9/7/96
193/21	Anthony Wales	North Texas	10/15/15
192/32	Lerron Moore	Southwest Missouri	10/11/03
191/11	Willie Taggart	Austin Peay	**9/20/97
191/25	Don Smith	Morehead State	9/8/90
191/26	Dickie Moore	Butler	11/12/66
190/32	Lerron Moore	Illinois State	10/8/05
190/26	Joe Arnold	Illinois State	10/8/88
187/16	Rod Smart	Cumberland (Tenn.)	9/11/99
186/17	Keith Brooks	Murray State	**9/30/00
185/16	Anthony Wales	Old Dominion	10/31/15
184/22	Bobby Rainey	Kentucky	9/11/10
183/25	Nate Jones	Austin Peay	**9/27/80
182/32	Leon Allen	Old Dominion	10/25/14
182/32	Antonio Andrews	Navy	9/28/13
181/27	Lerron Moore	FIU	11/19/05
181/26	Willie Taggart	Murray State	**9/7/96
180/26	Willie Taggart	Morehead State	11/9/96
179/23	Jon Frazier	Southern Illinois	11/16/02
179/	Mickey Riggs	Murray State	11/23/57
178/21	David Wolke	North Texas	**11/01/08
178/32	Stephen Willis	Southwest Missouri	**11/6/04
177/15	Willie Taggart	Louisville	&10/31/98
177/12	Joe Arnold	North Carolina A&T	11/19/88
176/19	Shane Ricketts	Tennessee State	10/23/99
173/17	Lerron Moore	Youngstown State	10/2/04
173/16	K.C. Armstrong	Morehead State	11/1/97
172/31	Jon Frazier	Southwest Missouri	10/19/02
170/29	Roscoe Echols	Indiana State	**9/12/92
170/39	Glendell Miller	Murray State	11/20/82
169/32	Bobby Rainey	Louisiana-Monroe	10/16/10
169/35	Herb Davis	Middle Tennessee	9/15/89
169/26	David Smith	Chattanooga	10/10/87
169/21	Joe Arnold	Austin Peay	10/25/86
168/32	Keith Brooks	Indiana State	10/13/01
168/23	DeWayne Gallishaw	Elon College	10/6/01
166/23	Andrew McCloud	Indiana State	10/28/06
163/33	Bobby Rainey	Florida Atlantic	11/6/10
163/23	Lerron Moore	Western Illinois	9/30/06
163/31	Willie Taggart	New Haven	**10/3/98
162/22	Lerron Moore	Eastern Kentucky	9/10/05
162/13	Dion Bryant	Southern Illinois	**10/29/92
161/34	Lawrence Jefferson	Northern Michigan	**12/13/75
161/27	Dickie Moore	Butler	11/11/67
160/15	Chris Miller	Union (Kentucky)	8/28/03
160/12	Jeremi Johnson	Murray State	11/30/02
160/27	Troy Snardon	Morehead State	11/1/80
159/27	Jon Frazier	McNeese State	12/20/02
159/12	Troy Snardon	Youngstown State	10/11/80
159/14	Dickie Moore	St. Joseph's (Ind.)	9/16/67
158/27	Anthony Wales	Middle Tennessee	10/15/16
158/27	Antonio Andrews	Florida International	10/27/12
158/7	Stephen Willis	Troy	11/10/07

Yds/C	Player	Opponent	Date
158/25	Jimmy Woods	East Tennessee	10/1/77
157/15	Anthony Wales	Old Dominion	10/22/16
157/27	Bobby Rainey	Troy	11/27/10
157/21	DeWayne Gallishaw	Southern Missouri	9/23/00
157/9	Robert Jackson	Southern Illinois	10/16/93
156/21	Stephen Willis	Concord (WV)	9/11/04
156/37	Elmer Caldwell	Eastern Kentucky	10/20/79
156/23	John Embree	Indiana State	9/19/70
155/27	Antonio Andrews	Louisiana-Monroe	10/3/13
155/28	Bobby Rainey	FIU	11/6/11
155/30	Bobby Rainey	Nebraska	9/4/10
154/28	Antonio Andrews	Louisiana-Lafayette	10/15/13
154/37	Bobby Rainey	Arkansas State	11/13/10
154/19	Rod Smart	Eastern Kentucky	10/9/99
154/30	Antwan Floyd	Indiana State	**10/26/96
154/21	Clarence Jackson	Murray State	11/20/71
153/30	Antwan Floyd	Indiana State	10/21/95
153/23	Roscoe Echols	Northern Iowa	10/26/91
153/18	Elmer Caldwell	Northern Iowa	11/10/79
153/35	Dickie Moore	East Tennessee	9/25/65
152/24	Anthony Wales	Vanderbilt	9/24/16
152/12	Latravis Powell	Southern Illinois	**11/4/95
152/29	Antwan Floyd	Eastern Kentucky	9/1/94
152/27	Danny Embree	Morehead State	10/29/83
151/16	Tyrell Hayden	Morehead State	11/17/07
151/27	Rod Smart	Indiana State	**11/13/99
150/32	Jason Johnson	Western Illinois	8/30/01
149/22	Tyrell Hayden	Chattanooga	11/3/07
149/26	Stephen Willis	Western Illinois	10/22/05
149/15	Tony West	Indiana State	**10/25/03
149/20	Antwan Floyd	Southern Illinois	11/2/96
148/25	Lerron Moore	Illinois State	10/7/06
148/12	Lerron Moore	Indiana State	**10/25/03
148/19	Antwan Floyd	Indiana State	11/5/94
147/31	Don Smith	Eastern Illinois	11/3/90
147/31	Dickie Moore	Middle Tennessee	11/4/67
146/37	Bobby Rainey	Middle Tennessee	10/6/11
146/21	Antwan Floyd	Jacksonville State	10/7/95
146/15	Dickie Moore	Butler	**9/21/68
145/17	Clarence Jackson	Austin Peay	**9/23/72
144/28	Antonio Andrews	Troy	10/26/13
144/15	Bobby Rainey	Florida Atlantic	11/28/09
144/23	Tyrell Hayden	Middle Tennessee	9/20/07
144/21	DeWayne Gallishaw	Indiana State	11/11/00
144/18	Mitchell Randle	Austin Peay	**9/20/97
143/17	Willie Taggart	Eastern Kentucky	9/13/97
143/16	Clarence Jackson	Eastern Kentucky	10/20/73
143/16	Clarence Jackson	Morehead State	10/28/72
143/31	Dickie Moore	East Tennessee	9/30/67
142/24	Lerron Moore	Southern Illinois	11/1/03
142/22	Keith Brooks	McNeese State	10/20/01
142/20	Antwan Floyd	Murray State	**9/8/94
142/18	Roscoe Echols	Middle Tennessee	**10/5/91
141/15	Joe Arnold	Eastern Kentucky	12/3/88
140/18	Anthony Wales	Florida Atlantic	11/7/15
139/27	Joe Arnold	Middle Tennessee	9/17/88
139/22	Joe Arnold	Livingston	10/17/87
139/22	Dickie Moore	Murray State	11/19/66
138/14	Anthony Wales	UAB	10/4/14
138/20	Lerron Moore	Indiana State	10/1/05
138/14	Lerron Moore	West Virginia Tech	9/1/05
138/8	Willie Taggart	Kentucky Wesleyan	8/29/96
138/25	J.J. Jewell	Central Florida	9/24/94
138/25	Don Smith	Chattanooga	11/17/90
138/7	Pedro Bacon	Southwest Missouri	10/15/88
137/5	Lerron Moore	Jacksonville State	11/29/03
137/29	Nat Northington	Northern Illinois	**10/11/69
136/25	Antonio Andrews	Middle Tennessee	11/1/12
136/15	Antonio Andrews	Southern Miss	**9/22/12
136/28	Lerron Moore	Western Illinois	10/4/03
136/20	Eddie Thompson	Chattanooga	11/2/91
135/24	Eddie Thompson	Middle Tennessee	**10/5/91
135/17	John Embree	Eastern Kentucky	10/21/72
135/22	Dickie Moore	Morehead State	11/6/65
134/16	Bobby Rainey	Louisiana-Monroe	11/14/09
134/25	Lerron Moore	Youngstown State	11/15/03
134/24	Lerron Moore	Eastern Kentucky	9/20/03
134/14	Antwan Floyd	Portland State	10/8/94
134/34	Don Smith	Illinois State	**9/15/90
134/35	Jim Vorhees	Murray State	11/22/69
133/21	Herb Davis	Illinois State	**9/15/90
133/13	Dickie Moore	Tennessee Tech	10/14/67
132/11	Leon Allen	Southern Miss	**9/22/12
132/25	Dickie Moore	Murray State	10/21/65
132/24	Emmett Goranflo	Transylvania	10/20/34
131/24	Anthony Wales	Marshall	11/27/15
131/34	Bobby Rainey	Florida Atlantic	10/15/11
131/21	Bobby Rainey	Navy	9/10/11
131/12	Keith Brooks	Tennessee-Martin	9/9/00

Yds/C	Player	Opponent	Date
131/20	Willie Taggart	Eastern Kentucky	9/19/98
131/16	Eddie Thompson	Murray State	**11/21/92
131/12	Meco Malcome	Morehead State	9/21/91
131/8	John Embree	Wittenberg	9/18/71
130/25	Eddie Thompson	Eastern Illinois	11/9/91
130/7	Jim Burt	Murray State	11/11/61
129/28	Antwan Floyd	Troy State	10/29/94
129/23	Joe Arnold	Eastern Illinois	11/14/87
129/36	Glendell Miller	Akron	9/17/83
128/30	Leon Allen	Middle Tennessee	9/13/14
128/30	Jon Frazier	Western Illinois	12/7/02
128/26	Willie Taggart	Indiana State	11/14/98
128/25	Eddie Thompson	Illinois State	11/7/92
128/27	Vance Turpin	Youngstown State	10/28/89
128/15	David Smith	Gardner-Webb	9/5/87
128/25	Jimmy Woods	Morehead State	10/29/77
128/19	Jimmy Woods	Eastern Kentucky	10/22/77
128/19	Clarence Jackson	Appalachian State	9/9/72
128/21	Dickie Moore	Tennessee Tech	10/16/65
128/16	John Burt	Tennessee Tech	10/17/64
127/30	Roscoe Echols	Troy State	10/19/91
127/23	Jim Vorhees	St. Joseph's (Ind.)	9/17/66
126/15	Jon Frazier	FIU	10/12/02
126/21	Nate Jones	Lamar	9/15/79
126/4	Dickie Moore	Austin Peay	9/23/67
125/34	Antonio Andrews	Kentucky	9/15/12
125/24	Antwan Floyd	Eastern Illinois	11/12/94
125/23	Willie Thomas	Tennessee Tech	10/13/90
124/15	Jason Johnson	South Florida	11/4/00
124/20	Roscoe Echols	Austin Peay	**9/7/91
123/19	Willie Taggart	Southern Illinois	**11/4/95
123/18	J.J. Jewell	Murray State	**9/8/94
123/12	Roscoe Echols	Murray State	**11/21/92
123/18	Jim Vorhees	Northern Illinois	**10/11/69
122/15	Antonio Andrews	South Alabama	9/14/13
121/18	Anthony Wales	North Texas	11/12/16
121/18	Kawaun Jakes	Troy	11/7/09
121/18	Tyrell Hayden	Bowling Green	**9/29/07
121/34	Lerron Moore	Southern Illinois	10/21/06
121/23	Troy Snardon	Morehead State	10/31/81
120/16	Nate Jones	Middle Tennessee	11/8/80
119/20	Antonio Andrews	Arkansas State	11/30/13
119/27	Antonio Andrews	Central Michigan	12/26/12
119/30	Jon Frazier	Illinois State	11/2/02
119/24	Roscoe Echols	Western Illinois	9/19/92
119/26	Glendell Miller	Louisville	9/10/83
118/24	Leon Allen	Illinois	9/6/14
118/20	DeWayne Gallishaw	Southern Illinois	11/17/01
118/13	DeWayne Gallishaw	Murray State	**9/30/00
118/17	Antwan Floyd	Eastern Illinois	11/13/93
118/19	Eddie Thompson	Austin Peay	**9/7/91
117/24	Antonio Andrews	Army	11/9/13
117/17	Tyrell Hayden	North Texas	**11/1/08
117/20	Andrew McCloud	Missouri State	10/14/06
117/23	Don Smith	Tennessee Tech	10/21/89
117/18	Joe Arnold	Eastern Kentucky	9/24/88
117/21	John Embree	Murray State	11/18/72
117/16	Ike Brown	Austin Peay	9/28/68
116/7	Ike Brown	Western Illinois	10/12/68
115/22	D'Andre Ferby	Miami (Ohio)	9/26/15
115/19	Bobby Rainey	Louisiana-Lafayette	10/17/09
115/34	Lerron Moore	Illinois State	10/18/03
115/17	Antwan Floyd	Jacksonville State	10/15/94
115/15	Eddie Thompson	UAB	9/25/93
115/21	Joe Arnold	Austin Peay	10/1/88
115/23	Jimmy Woods	Murray State	11/19/77
115/16	Ike Brown	Butler	**9/21/68
114/20	Lerron Moore	Southwest Missouri	**11/6/04
114/21	Meco Malcome	Indiana State	**9/12/92
114/16	John Embree	Murray State	11/17/73
113/26	Antonio Andrews	Troy	10/11/12
113/26	Lerron Moore	Eastern Kentucky	9/18/04
113/19	Jason Johnson	Southwest Missouri	**9/22/01
113/12	Jammie Kyle	Southern Illinois	&11/7/98
113/26	Antwan Floyd	UAB	9/23/95
112/18	Jon Frazier	Youngstown State	9/21/02
111/12	Anthony Wales	FIU	11/5/16
111/19	Anthony Wales	Middle Tennessee	10/10/15
111/26	Lerron Moore	Eastern Kentucky	9/9/06
111/19	Donte Pimpleton	Youngstown State	10/27/01
111/12	Donte Pimpleton	Southern Illinois	&11/7/98
111/14	Donte Pimpleton	Louisville	&10/31/98
111/10	Joe Arnold	Gardner-Webb	9/6/86
110/13	Anthony Wales	Marshall	**11/26/16
110/16	Anthony Wales	FIU	11/21/15
110/22	Antonio Andrews	Georgia State	11/2/13
110/13	Antonio Andrews	Tennessee	9/7/13
110/24	Antwan Floyd	Southern Illinois	10/22/94
110/26	Antwan Floyd	UAB	10/1/94

Yds/C	Player	Opponent	Date
110/18	Arnold Snardon	Northern Michigan	**12/13/75
110/5	Sharon Miller	Evansville	10/26/63
109/14	Shane Ricketts	Indiana State	**11/13/99
109/24	Jade Gummer	New Haven	**10/3/98
109/13	Donte Pimpleton	Austin Peay	9/26/98
109/12	Rod Smart	New Haven	10/18/97
109/22	Don Smith	Middle Tennessee	9/22/90
109/19	Troy Snardon	Austin Peay	**9/27/80
109/24	Lawrence Jefferson	East Tennessee	10/5/74
109/12	John Embree	Eastern Michigan	10/10/70
108/9	DeWayne Gallishaw	Southern Illinois	&11/7/98
108/13	Don Smith	Austin Peay	9/30/89
108/31	Lawrence Jefferson	Murray State	11/22/75
108/12	Clarence Jackson	Butler	11/10/73
107/14	K.J. Black	Bowling Green	**9/29/07
107/22	Donte Pimpleton	Northern Iowa	11/10/01
107/18	Jimmy Woods	Illinois State	9/16/78
107/14	John Embree	Lehigh	12/1/73
106/23	Willie Taggart	Indiana State	**10/26/96
106/29	Jimmy Woods	Eastern Kentucky	10/23/76
106/9	John Embree	Eastern Michigan	10/9/71
105/14	Anthony Wales	South Florida	12/21/15
105/23	Bobby Rainey	Indiana State	9/17/11
105/28	Bobby Rainey	Kentucky	9/1/11
105/21	Bobby Rainey	Indiana	9/18/10
105/21	Brandon Smith	South Florida	9/12/09
105/21	Willie Taggart	Eastern Kentucky	9/9/95
105/15	Clarence Jackson	Tennessee Tech	10/13/73
105/14	John Embree	Austin Peay	**9/23/72
104/10	Quinton Baker	Marshall	**11/26/16
104/21	Antonio Andrews	Louisiana-Monroe	10/20/12
104/30	Bobby Rainey	Louisiana-Monroe	10/29/11
104/8	Marell Booker	North Texas	10/31/09
104/15	Rod Smart	Southern Illinois	11/20/99
104/21	Antwan Floyd	Eastern Kentucky	9/14/96
104/19	Nate Jones	Tennessee Tech	11/18/80
103/20	Quinton Baker	Miami (Ohio)	9/17/16
103/12	Marell Booker	West Virginia Tech	9/8/07
103/28	Jon Frazier	Georgia Southern	12/14/02
103/18	Rod Smart	Murray State	10/2/99
103/16	Jammie Kyle	Southern Illinois	**10/25/97
103/14	Troy Snardon	Evansville	9/5/81
102/17	Leon Allen	Navy	9/27/14
102/11	Jon Frazier	Kentucky State	9/7/02
102/11	Jammie Kyle	Louisville	&10/31/98
102/14	Ron Townsley	Troy	9/30/95
102/23	Antwan Floyd	Murray State	8/31/95
102/24	Jimmy Woods	Tennessee Tech	10/16/76
102/17	Dickie Moore	Akron	9/18/65
101/17	Willie Taggart	Murray State	9/12/98
101/34	Pat McKenzie	Morehead State	10/27/84
101/28	Jimmy Woods	Murray State	11/20/76
100/23	Bobby Rainey	North Texas	10/30/10
100/16	DeWayne Gallishaw	Southwest Missouri	**9/22/01
100/20	Willie Taggart	Indiana State	11/8/97
100/22	Herb Davis	Youngstown State	10/6/90
100/25	Charlie Houser	Tennessee Tech	10/16/82
100/33	Jimmy Woods	Morehead State	10/30/76
100/17	Clarence Jackson	Austin Peay	9/22/73

Totals: 322 games of 100+ yard rushers
 113 games of 150+ yard rushers
 31 games of 200+ yard rushers

** Signifies an instance of two 100-yard rushers in the same game
 (29 times; last at Marshall, Nov. 11, 2016)

& Signifies an instance of three 100-yard rushers in the same game
 (Twice; last vs. Southern Illinois, Nov. 7, 1998)

NCAA I-AA record for rushing yardage by two players in one games

GENERAL

HILLTOPPERS

2016 REVIEW

HISTORY

UNIVERSITY

OPPONENTS



300-YARD PASSING GAMES (Since 1969)

Yds.	Player	Opponent	Date
593	Brandon Doughty	at Middle Tennessee	9/13/14
569	Brandon Doughty	Bowling Green	8/29/14
517	Mike White	Rice	9/1/16
494	Jeff Cesarone	Akron	10/5/85
491	Brandon Doughty	at Marshall	11/28/14
486	Brandon Doughty	vs. Central Michigan	12/24/14
484	Brandon Doughty	at Indiana	9/19/15
461	Brandon Doughty	vs. South Florida	12/21/15
457	Brandon Doughty	Miami (Ohio)	9/26/15
441	Brandon Doughty	Louisiana Tech	9/10/15
421	Mike White	Louisiana Tech	12/3/16
413	Johnny Vance	at Akron	11/15/69
410	Brandon Doughty	vs. Southern Miss	12/5/15
409	Brandon Doughty	at Rice	10/3/15
396	Jeff Cesarone	at Eastern Illinois	11/15/86
395	Jeff Cesarone	Eastern Kentucky	10/4/86
391	Mike White	at Middle Tennessee	10/15/16
387	Brandon Doughty	at Navy	9/27/14
387	Brandon Doughty	Troy	10/26/13
378	Mike White	Old Dominion	10/22/16
373	Jeff Cesarone	at Morehead State	10/27/84
371	Brandon Doughty	Old Dominion	10/25/14
370	Brandon Doughty	Marshall	11/27/15
370	Brandon Doughty	at ULM	10/3/13
359	Brandon Doughty	Middle Tennessee	10/10/15
356	J.J. Jewell	at UCF	9/24/94
350	Brandon Doughty	at North Texas	10/15/15
346	Brandon Doughty	UTSA	11/22/14
340	Mike White	at Louisiana Tech	10/6/16
339	Jeff Cesarone	Georgia Southern	11/1/86
338	Jeff Cesarone	Murray State	11/23/85
336	Mike White	vs. Memphis	12/20/16
335	Brandon Doughty	at Florida Atlantic	10/25/14
325	Brandon Doughty	at LSU	10/24/15
324	Brandon Doughty	UTEP	11/8/14
322	Jeff Cesarone	Middle Tennessee	11/3/84
321	Scott Travis	UCF	9/22/84
319	Brandon Doughty	UAB	10/4/14
316	Mike White	North Texas	11/12/16
308	Kawaun Jakes	ULM	11/20/12
307	Mike White	at Florida Atlantic	10/29/16
306	Willie Taggart	at Austin Peay	9/16/95
302	Jeff Cesarone	at Eastern Kentucky	10/26/85

Totals: 43 games of 300+ passing
 14 games of 400+ passing
 3 games of 500+ passing

CAREER GAMES OF 300-YARDS PASSING

Brandon Doughty (2011-15)	22
Mike White (2016)	9
Jeff Cesarone (1984-97)	8

100-YARD RECEIVING GAMES (Since 1969)

Yds.	Player	Opponent	Date
276	Joey Stockton	at Austin Peay	9/16/1995
197	Taywan Taylor	at Middle Tennessee	10/15/2016
196	Taywan Taylor	Indiana	*9/19/2015
194	Taywan Taylor	LA Tech	*12/3/2016
191	Jay Davis	at Akron	11/15/1969
188	Malcolm Dardenat	Chattanooga	10/10/1987
187	Nicholas Norris	at Miami (Ohio)	9/17/2016
186	Keith Paskett	at Eastern Illinois	11/15/1986
185	Taywan Taylor	Bowling Green	8/29/2014
175	Brian Sowerby	at UCF	9/24/1994
174	Nicholas Norris	Middle Tennessee	**9/13/2014
173	Curtis Hamilton	Illinois State	10/7/2006
167	Alan Mullins	Akron	*10/5/1985
166	Taywan Taylor	North Texas	11/12/2016
166	Curtis Hamilton	Western Illinois	9/30/2006
165	Taywan Taylor	Rice	*9/1/2016
165	Taywan Taylor	Southern Miss	12/5/2015
164	Cedric Jones	UCF	9/22/1984
162	Eddie Preston	at Morehead State	10/28/1978
160	Porter Williams	East Tennessee State	10/2/1971
160	Keith Paskett	Akron	*10/5/1985
160	Keith Paskett	Tennessee State	9/7/1985
159	Porter Williams	Western Carolina	10/6/1973
155	Willie McNeal	Central Michigan	12/24/2014
154	Taywan Taylor	Miami (Ohio)	*9/26/2015
150	Nicholas Norris	Louisiana Tech	*12/3/2016
148	Nicholas Norris	Middle Tennessee	*10/10/2015
148	Jared Dangerfield	Miami (Ohio)	*9/26/2015
148	Jerry Flippin	Evansville	9/6/1980
147	Nicholas Norris	Rice	*9/1/2016
147	Curtis Hamilton	Troy	11/10/2007
146	Taywan Taylor	Houston Baptist	10/1/2016
144	Taywan Taylor	Memphis	12/20/2016
144	Eddie Preston	Tennessee Tech	10/15/1977
142	Casey Rooney	Northern Iowa	11/8/2003
141	Maurice Perkins	Northern Iowa	10/9/2004
139	Curtis Hamilton	Eastern Kentucky	9/15/2007
139	Keith Paskett	at Morehead State	10/27/1984
139	Joey Stockton	Southern Illinois	11/2/1996
138	Eddie Preston	at Austin Peay	9/27/1975
137	Joey Stockton	at Southern Illinois	11/4/1995
134	Taywan Taylor	North Texas	10/15/2015
134	Curtis Hamilton	Morehead State	11/17/2007
134	Jay Davis	Tennessee Tech	10/18/1969
133	Jake Gaebler	Southern Illinois	*10/21/2006
133	Jay Davis	at Austin Peay	9/27/1969
133	Joey Stockton	at Eastern Kentucky	9/9/1995
131	Nicholas Norris	at Florida Atlantic	10/29/2016
129	Eddie Preston	Morehead State	10/27/1979
129	Eddie Preston	at Austin Peay	9/22/1979
128	Mitchell Henry	Middle Tennessee	**9/13/2014
128	Cedric Jones	at Murray State	*9/28/1985
126	Maurice Perkins	Kansas State	9/4/2004
125	Jake Gaebler	North Texas	11/1/2008
125	Jake Gaebler	Middle Tennessee	11/15/2008
125	Antonio Andrews	Troy	10/26/2013
123	Taywan Taylor	Old Dominion	10/22/2016
122	Taywan Taylor	Marshall	*11/28/2014
121	Maurice Perkins	Southern Illinois	10/27/2005
121	Taywan Taylor	at Alabama	9/10/2016
121	Jay Davis	Eastern Michigan	10/10/1970
121	Eddie Preston	at Chattanooga	9/8/1979
121	John Newby	Kentucky State	9/17/1981
121	Cedric Jones	West Alabama	9/13/1986
120	Nicholas Norris	South Florida	*12/21/2015
120	Taywan Taylor	Middle Tennessee	*10/10/2015
120	Willie McNeal	ULM	10/20/2012

120	Porter Williams	Murray State	11/17/1973
119	Willie McNeal	Middle Tennessee	11/1/2012
119	Alan Mullins	Middle Tennessee	11/3/1984
118	Robert Coates	at Eastern Kentucky	10/3/1987
117	Nicholas Norris	Old Dominion	10/31/2015
117	Jared Dangerfield	Marshall	*11/28/2014
117	Porter Williams	Butler	11/1/1972
116	Cedric Jones	at SE Louisiana	9/29/1984
116	Alan Mullins	at Murray State	*9/28/1985
115	Porter Williams	Murray State	11/21/1970
115	Dwayne Haun	Chattanooga	11/17/1990
115	Lito Mason	Western Illinois	10/30/1993
114	Alan Mullins	at Middle Tennessee	11/5/1983
114	Alan Mullins	at Murray State	11/17/1984
112	Taywan Taylor	Vanderbilt	9/24/2016
112	Shannon Hayes	Jacksonville State	11/29/2003
112	David Maley	Dayton	10/12/1974
109	Tyler Higbee	Indiana	*9/19/2015
109	Jay Davis	at Eastern Kentucky	10/25/1969
109	John Newby	at Austin Peay	9/26/1981
109	Joey Stockton	at Eastern Kentucky	9/13/1997
108	Nicholas Norris	at Louisiana Tech	10/6/2016
108	Maurice Perkins	Indiana State	10/23/2004
108	Keith Paskett	Chattanooga	11/22/1986
107	Jared Dangerfield	Middle Tennessee	**9/13/2014
107	Robert Coates	at Murray State	9/9/1989
106	Jake Gaebler	Louisiana-Monroe	11/14/2009
106	Brian Sowerby	at Western Illinois	9/19/1992
105	Willie McNeal	UTSA	11/22/2014
105	Keith Paskett	at Tennessee State	10/18/1986
104	Taywan Taylor	South Florida	*12/21/2015
103	Taywan Taylor	LSU	10/24/2015
103	Maurice Perkins	Sam Houston State	11/27/2004
102	Tyler Higbee	Vanderbilt	9/3/2015
102	Ron Hunter	Morehead State	10/31/1981
101	Casey Rooney	Indiana State	10/25/2003
101	Willie McNeal	Army	11/9/2013
101	Porter Williams	Lehigh	12/1/1973
101	Billy Lindsey	at Middle Tennessee	11/8/1975
101	Alan Mullins	at Appalachian State	9/14/1985
100	Taywan Taylor	FIU	11/21/2015
100	Curtis Hamilton	Eastern Kentucky	9/9/2006
100	Jessie Quinn	Southern Illinois	*10/21/2006
100	Jake Gaebler	Ball State	10/11/2008
100	Jake Gaebler	Middle Tennessee	10/24/2009
100	Jack Doyle	Middle Tennessee	10/6/2011
100	Eddie Preston	Northern Michigan	10/6/1979
100	Sylvester Gray	at Tennessee-Martin	9/2/1999

Totals: 115 games of 100+ receiving
26 games of 150+ receiving

* indicates a game with two 100-yard receivers (10 times)
** indicates a game with three 100-yard receivers (Once)

CAREER GAMES OF 100-YARDS RECEIVING

Taywan Taylor (2013-16)	19
Nicholas Norris (2013-16)	9
Eddie Preston (1976-79)	7
Jake Gaebler (2006-09)	6
Curtis Hamilton (2004-07)	6
Alan Mullins (1983-85)	6
Keith Paskett (1983-86)	6
Porter Williams (1970-73)	6

GENERAL
HILLTOPPERS
2016 REVIEW
HISTORY
UNIVERSITY
OPPONENTS

Year	Record	Pts/Avg	Rushing				Passing				Tot Off		Fum	Penalty	
			1st Dns	Atts-Yds	Avg/G	TD	Com-Atts-Int	Pct	Yds	Avg/G	TD	Atts-Yds			Avg/G
1954	7-3-0	171/17.1	139	417-1,727	172.7	—	65-148-10	43.9	835	83.5	5	565-2,562	256.2	—	-707
Opp.		125/12.5	121	428-1,442	144.2	—	58-137-16	42.3	824	82.4	6	565-2,266	226.6	—	-579
1955	3-6-0	119/13.2	128	400-1,566	174.0	—	50-115-7	43.5	686	76.2	3	515-2,252	250.2	—	-540
Opp.		140/15.6	122	404-1,994	221.6	—	23-59-6	39.0	385	42.8	2	463-2,379	264.3	—	-447
1956	5-4-0	120/13.3	128	409-1,738	193.1	—	52-107-11	48.6	711	79.0	4	516-2,449	272.1	—	-488
Opp.		151/16.8	122	436-1,753	194.8	—	41-116-15	35.3	615	68.3	3	552-2,368	263.1	—	-521
1957	5-3-0	123/13.7	111	370-1,749	194.3	—	37-111-14	33.3	404	44.9	2	481-2,153	239.2	—	-725
Opp.		139/15.4	131	458-1,439	159.9	—	36-113-19	31.9	498	55.3	6	571-1,937	215.2	—	-471
1958	4-5-0	104/11.6	106	403-1,287	143.0	—	43-114-16	37.7	630	70.0	5	517-1,917	213.0	—	-796
Opp.		87/9.7	105	443-1,353	150.3	—	50-113-13	44.2	523	58.1	4	556-1,876	208.4	—	-579
1959	5-4-0	123/13.7	113	411-1,407	156.3	—	60-126-14	47.6	670	74.4	4	537-2,077	230.8	—	-435
Opp.		145/16.1	126	458-1,663	184.8	—	51-120-14	42.5	560	62.2	4	578-2,223	247.0	—	-382
1960	2-6-1	107/11.9	95	317-866	96.2	—	65-141-9	46.1	840	93.3	4	458-1,706	189.6	—	-21
Opp.		163/18.1	247	507-2,036	226.2	—	28-105-13	26.7	365	40.6	2	612-2,401	266.8	—	6
1961	6-3-0	126/14.0	109	404-1,464	162.7	—	41-119-10	34.5	634	70.4	7	523-2,098	233.1	—	-10
Opp.		88/9.8	101	406-1,238	137.6	—	48-127-7	37.8	607	67.4	5	533-1,845	205.0	—	-15
1962	5-3-0	108/13.5	115	360-1,190	148.8	—	64-130-10	49.2	858	107.3	8	490-2,048	204.8	—	-7
Opp.		92/11.5	87	350-978	122.3	—	44-99-10	44.4	612	76.5	3	449-1,590	198.8	—	9
1963	10-0-1	309/28.1	171	559-2,646	240.5	34	57-145-14	39.3	1,064	96.7	10	704-3,710	337.3	—	-15
Opp.		79/7.2	104	341-484	44.0	—	102-268-27	38.1	1,372	124.7	8	609-1,856	168.7	—	-16
1964	6-3-1	169/16.9	135	428-1,606	160.6	10	74-179-25	41.3	1,149	114.9	12	607-2,755	275.5	—	-10
Opp.		79/7.9	90	434-1,352	135.2	—	51-143-10	35.7	584	58.4	3	577-1,936	193.6	—	6
1965	2-6-2	119/11.9	156	456-1,658	165.8	11	76-184-20	41.3	996	99.6	6	640-2,654	265.4	—	-12
Opp.		236/23.6	162	429-1,712	171.2	—	74-178-17	41.6	1,290	129.0	14	607-3,002	300.2	—	-13
1966	5-5-0	208/20.8	160	480-2,014	201.4	22	90-179-15	50.3	1,222	122.2	4	659-3,236	323.6	—	-14
Opp.		185/18.5	134	351-1,033	103.3	—	125-255-14	49.0	1,563	156.3	14	606-2,596	259.6	—	8
1967	7-1-1	276/30.7	162	497-2,360	262.2	30	72-1466	49.3	815	90.6	6	643-3,175	352.8	—	-9
Opp.		98/10.9	125	361-712	79.1	—	101-219-8	46.1	1,084	120.4	6	580-1,799	199.6	—	-24
1968	7-2-1	281/28.1	166	466-1,998	199.8	21	114-255-23	44.7	1,578	157.8	16	721-3,576	357.6	—	-16
Opp.		70/7.0	132	435-706	70.6	—	117-260-23	45.0	1,361	136.1	4	695-2,067	206.7	—	17
1969	6-3-1	253/25.3	194	452-1,418	141.8	13	163-325-21	50.2	2,042	204.2	18	777-3,460	346.0	—	-9
Opp.		140/14.0	141	439-1,333	133.3	—	88-215-12	40.9	1,300	130.0	8	654-2,633	263.3	—	-22
1970	8-1-1	244/24.4	141	481-1,542	154.2	24	93-223-16	41.7	1,171	117.1	8	704-2,713	271.3	—	-9
Opp.		76/7.6	104	432-733	73.3	—	83-187-16	44.4	895	89.5	4	619-1,628	162.8	—	-26
1971	8-2-0	262/26.2	153	464-1,709	170.9	15	87-216-18	40.3	1,077	107.7	14	680-2,786	278.6	—	-16
Opp.		100/10.0	94	476-934	93.4	—	52-142-16	36.6	577	57.7	2	618-1,511	151.1	—	43
1972	7-3-0	194/19.4	158	496-1,730	173.0	17	103-238-22	43.3	1,182	118.2	8	734-2,912	291.2	30-17	36-398
Opp.		97/9.7	116	482-1,190	119.0	—	69-188-22	36.7	969	96.9	7	670-2,159	215.9	36-23	52-550
1973	12-1-0	430/33.1	241	550-2,281	175.5	28	197-393-27	50.1	2,675	205.8	29	943-4,956	381.2	26-15	84-859
Opp.		132/13.2	185	551-1,583	121.8	—	140-341-35	41.1	1,653	127.2	7	892-3,236	248.9	47-29	60-592
1974	7-3-0	260/26.0	179	481-1,481	148.1	16	134-292-23	45.9	1,803	180.3	13	773-3,284	328.4	30-16	87-878
Opp.		95/9.5	102	406-574	57.4	—	76-206-19	36.9	1,018	101.8	3	612-1,592	159.2	40-26	53-544
1975	11-2-0	245/18.8	187	727-2,152	165.5	21	96-243-16	39.5	1,070	82.3	7	970-3,222	247.8	42-15	71-756
Opp.		112/8.6	135	539-847	65.2	—	90-249-22	36.1	1,456	112.0	—	788-2,303	177.2	52-28	72-687
1976	4-5-1	130/13.0	147	453-1,430	143.0	7	93-238-21	39.1	1,161	116.1	6	691-2,591	259.1	36-15	65-725
Opp.		153/15.3	136	470-1,388	138.8	—	76-170-15	44.7	1,219	121.9	6	640-2,607	260.7	35-22	59-558
1977	1-8-1	124/12.4	143	472-1,319	131.9	5	95-198-19	48.0	1,078	107.8	11	670-2,397	239.7	48-21	57-534
Opp.		252/25.2	148	503-2,035	203.5	—	80-161-7	49.7	1,083	108.3	12	664-3,118	311.8	37-23	66-650
1978	8-2-0	254/25.4	178	486-1,708	170.8	20	114-221-11	51.6	1,546	154.6	13	707-3,254	325.4	24-7	58-690
Opp.		157/15.7	154	489-1,651	165.1	12	74-163-11	45.4	935	93.5	7	652-2,586	258.6	36-20	50-367
1979	5-5-0	223/22.3	205	532-2,051	205.1	17	126-242-15	52.1	1,659	165.9	13	774-3,710	371.0	38-24	70-717
Opp.		217/21.7	132	401-1,247	124.7	12	105-215-7	48.8	1,548	154.8	12	606-2,795	279.5	24-12	65-718
1980	9-1-0	228/22.8	167	531-2,339	233.9	18	69-153-10	45.1	1,152	115.2	10	684-3,491	349.1	13-6	70-784
Opp.		157/15.7	155	402-1,419	141.9	10	103-266-18	38.7	1,597	159.7	10	668-3,016	301.6	26-10	54-548
1981	6-5-0	241/21.9	197	495-1,721	156.5	19	164-312-18	52.6	2,109	191.7	12	807-3,830	348.2	30-16	78-917
Opp.		204/18.5	155	507-1,634	148.5	19	100-233-15	42.9	1,500	136.4	8	740-3,134	284.9	44-25	56-537
1982	5-5-0	186/18.6	166	449-1,007	100.7	9	144-292-10	49.3	1,749	174.9	13	741-2,756	275.6	28-16	64-641
Opp.		200/20.0	147	467-1,503	150.3	12	94-205-10	45.9	1,244	124.4	12	672-2,747	274.7	43-29	57-672
1983	2-8-1	147/13.4	169	520-1,540	140.0	14	106-251-18	42.2	1,456	132.4	4	771-2,996	272.4	38-17	66-544
Opp.		203/18.5	176	489-1,622	147.5	12	122-268-15	45.5	1,696	154.2	10	757-3,318	301.6	31-18	78-594
1984	2-9-0	193/17.5	207	365-768	69.8	10	251-481-23	52.2	2,812	255.6	14	846-3,580	325.5	25-12	82-623
Opp.		345/31.4	212	480-1,759	159.9	20	172-328-13	52.4	2,423	220.3	22	808-4,182	380.2	26-14	60-481
1985	4-7-0	232/21.1	199	297-793	72.1	8	281-506-10	55.5	3,064	278.5	20	803-3,857	350.6	21-8	83-767
Opp.		313/28.5	255	547-2,316	210.5	26	173-346-11	50.0	2,319	210.8	11	893-4,635	421.4	24-10	79-708

Year	Record	Pts/Avg	Rushing				Passing				Tot Off				
			1st Dns	Atts-Yds	Avg/G	TD	Com-Atts-Int	Pct	Yds	Avg/G	TD	Atts-Yds	Avg/G	Fum/Lost	Penalty
1986	4-6-1	228/20.7	182	347-1,055	95.9	10	219-424-16	51.7	2,520	229.1	16	771-3,575	325.0	25-10	82-672
Opp.		258/23.5	210	486-1,816	165.1	22	160-327-9	48.9	2,086	189.6	10	813-3,902	354.7	30-14	87-733
1987	7-4-0	263/23.9	201	446-1,752	159.3	24	153-306-13	50.0	1,894	172.2	7	752-3,646	331.5	19-9	69-586
Opp.		217/19.7	176	496-1,589	144.5	16	121-243-10	49.8	1,420	129.1	11	739-3,009	273.5	32-22	45-375
1988	9-4-0	311/23.9	216	596-2,912	224.0	27	123-270-13	45.6	1,289	99.2	7	866-4,201	323.2	19-15	120-1,034
Opp.		220/16.9	222	575-1,871	143.9	16	169-320-18	52.8	2,100	161.5	13	895-3,971	305.5	43-20	93-778
1989	6-5-0	279/25.4	197	559-1,911	173.7	20	106-210-9	50.5	1,521	138.2	11	760-3,431	311.9	28-12	88-713
Opp.		238/21.6	181	410-1,657	150.6	16	140-302-11	46.4	1,795	163.2	12	712-3,452	313.8	23-11	71-674
1990	2-8-0	159/15.9	176	496-2,011	201.1	12	98-189-11	51.9	1,332	133.2	4	685-3,343	334.3	13-11	63-490
Opp.		234/23.4	164	421-1,835	183.5	15	125-219-8	57.1	1,830	183.0	12	640-3,665	366.5	17-14	57-530
1991	3-8-0	235/21.4	210	584-2,860	260.0	25	98-214-12	45.8	1,138	103.5	8	799-3,998	363.5	25-11	77-677
Opp.		301/27.4	192	506-2,446	222.4	26	105-219-5	47.9	1,598	145.3	11	725-4,044	367.6	17-6	69-727
1992	4-6-0	243/24.3	181	592-2,871	287.1	26	53-121-6	43.8	873	87.3	5	713-3,744	374.4	31-15	70-617
Opp.		258/25.8	191	385-1,471	147.1	14	154-286-11	53.8	1,233	213.3	17	671-3,604	360.4	22-14	58-475
1993	8-3-0	310/28.2	217	646-3,301	300.1	31	69-132-6	52.3	1,177	107.0	8	778-4,478	407.1	21-13	76-620
Opp.		228/20.7	187	425-1,602	145.6	17	145-276-7	52.5	1,758	159.8	10	701-3,360	305.5	27-15	69-531
1994	5-6-0	255/23.2	246	632-2,839	258.1	22	88-195-10	45.1	1,598	145.3	10	827-4,437	403.4	31-16	93-805
Opp.		291/26.5	207	402-1,635	148.6	13	156-294-10	53.1	2,410	219.1	23	696-4,045	367.7	21-14	86-679
1995	2-8-0	229/22.9	181	610-2,752	275.2	24	52-123-6	42.3	1,104	110.4	7	733-3,856	385.6	21-13	72-647
Opp.		341/34.1	203	387-1,964	196.4	28	133-239-10	55.6	2,234	223.4	17	626-4,198	419.8	23-16	64-561
1996	7-4	304/27.6	196	632-3,136	285.1	29	39-101-8	38.6	557	50.6	6	733-3,693	335.7	21-10	72-659
Opp.		251/22.8	202	437-2,011	182.8	20	154-318-15	48.4	1,651	150.1	12	755-3,662	332.9	20-11	62-534
1997	10-2	429/38.5	254	716-3,984	332.0	45	72-137-9	52.6	1,203	100.2	11	853-5,187	432.2	25-11	75-688
Opp.		243/20.3	197	373-1,239	103.2	14	197-381-9	51.7	2,355	196.2	18	754-3,594	299.5	21-10	53-445
1998	7-4	396/36.0	221	669-3,791	344.6	43	55-112-3	49.1	774	70.4	10	781-4,565	415.0	33-14	77-594
Opp.		310/28.2	185	388-1,656	150.5	19	168-285-12	58.9	2,142	194.7	19	673-3,798	345.3	26-17	69-529
1999	6-5	270/24.5	183	614-3,115	283.2	25	28-77-9	36.4	618	56.2	5	691-3,733	339.4	25-8	73-596
Opp.		245/22.3	197	416-1,675	152.3	15	173-287-9	60.3	2,161	196.5	16	703-3,836	348.7	13-4	76-678
2000	11-2	404/31.1	215	722-3,445	265.0	34	64-121-0	52.9	1,242	95.5	7	843-4,687	360.5	30-15	90-808
Opp.		145/11.2	213	451-1,376	105.8	8	215-420-29	51.2	2,301	177.0	9	871-3,677	282.8	33-21	78-673
2001	8-4	318/26.5	198	720-3,521	293.4	34	23-60-3	38.3	324	27.0	2	780-3,845	320.4	27-13	82-728
Opp.		146/12.2	160	466-1,293	107.8	11	135-272-15	49.6	1,599	133.2	7	738-2,892	241.0	19-10	52-426
2002	12-3	432/28.8	263	828-3,793	252.9	41	101-168-6	60.1	1,686	112.4	9	996-5,479	365.3	30-12	97-804
Opp.		246/16.4	226	506-1,784	118.9	20	174-348-20	50.0	2,404	160.3	10	908-4,188	279.2	34-15	78-663
2003	9-4	427/32.8	233	605-3,155	242.7	34	119-229-7	52.0	1,974	151.8	13	834-5,129	394.5	35-12	85-692
Opp.		219/16.8	217	551-1,719	132.2	21	163-300-14	54.3	1,969	151.5	4	851-3,688	283.7	22-15	65-504
2004	9-3	350/29.2	224	543-2,714	226.2	35	131-222-10	59.0	2,043	170.2	9	765-4,757	396.4	25-12	75-630
Opp.		227/18.9	233	458-1,565	130.4	12	236-406-23	58.1	2,549	212.4	16	864-4,114	342.8	18-7	64-498
2005	6-5	339/30.8	218	494-2,514	228.5	25	134-235-10	57.0	1,949	177.2	15	729-4,463	405.7	25-10	69-594
Opp.		292/26.5	201	399-1,244	113.1	18	219-330-10	66.4	2,545	234.1	15	729-3,739	344.5	19-13	79-730
2006	6-5	258/23.5	215	417-1,764	160.4	16	175-285-9	61.4	2,248	204.4	15	702-4,012	364.7	20-9	63-503
Opp.		263/23.9	200	400-1867	169.7	23	144-273-6	52.7	1,685	153.2	7	673-3,552	322.9	15-8	57-519
2007	7-5	398/33.2	266	579-2,966	247.2	30	167-266-15	62.8	1,940	161.7	13	845-4,906	408.8	27-12	88-829
Opp.		250/20.8	208	437-1,620	135.0	17	194-340-20	57.1	2,215	184.6	14	777-3,835	319.6	17-9	78-636
2008	2-10	210/17.5	182	428-1,727	143.9	15	165-318-12	51.9	1,706	142.2	9	746-3,433	286.1	16-7	64-615
Opp.		326/27.2	251	448-1,949	162.4	18	244-387-11	63.0	2,554	212.8	18	835-4,503	375.2	17-7	77-707
2009	0-12	245/20.4	214	445-2,074	172.8	18	181-313-12	57.8	1,775	147.9	11	758-3,849	320.8	24-16	85-862
Opp.		475/39.6	279	522-2,938	244.8	35	208-307-6	67.8	2,801	233.4	27	829-5,739	478.2	19-10	89-813
2010	2-10	274/22.8	215	500-2,096	174.7	21	151-295-6	51.2	1,722	143.5	11	795-3,818	318.2	13-8	75-556
Opp.		398/33.2	232	426-2,127	177.2	34	210-337-8	62.3	2,435	202.9	16	763-4,562	380.2	18-9	90-734
2011	7-5	275/22.9	218	544-2,486	181.6	25	168-301-13	55.8	2,008	167.3	11	845-4,187	348.9	16-10	89-747
Opp.		298/24.8	226	370-1,943	134.8	18	218-392-13	55.6	2,867	238.9	20	762-4,485	373.8	15-7	86-751
2012	7-6	366/28.2	265	506-2,362	181.7	21	213-335-12	63.6	2,667	181.7	21	841-5,029	386.8	23-12	80-765
Opp.		331/25.5	255	456-1,779	136.8	15	234-394-13	59.4	2,727	136.8	15	850-4,506	346.6	22-10	76-666
2013	8-4	370/30.8	287	468-2,362	196.8	31	266-407-16	65.4	3,140	261.7	15	875-5,502	458.5	26-15	74-559
Opp.		295/24.6	201	451-1,935	161.2	24	181-312-14	58.0	2,135	177.9	10	763-4,970	339.2	17-7	76-641
2014															



Total Offense

Year	Player	Plays	Rush	Pass	Total
1951	Jimmy Feix	201	9	1,189	1,198
1952	Jimmy Feix	223	-32	1,752	1,720
1953	Whitey Sanders	100	-2	540	538
1954	Jerry Nassano	183	109	805	914
1955	Jerry Nassano	62	—	415	415
1956	Carroll VanHooser	138	28	528	556
1957	DeLane Simpson	89	492	—	492
1958	Denny Wedge	113	97	420	517
1959	Denny Wedge	91	175	278	453
1960	Jim Daily	160	-56	693	637
1961	Jim Daily	112	-29	445	416
1962	Jim Daily	143	-61	746	685
1963	Jim Burt	132	570	334	904
1964	Sharon Miller	167	109	935	1,044
1965	Dickie Moore	203	1,055	—	1,055
1966	Johnny Vance	201	128	855	983
1967	Dickie Moore	209	1,444	—	1,444
1968	Johnny Vance	222	351	1,147	1,498
1969	Johnny Vance	412	221	1,943	2,164
1970	Leo Peckenpaugh	253	214	769	983
1971	Leo Peckenpaugh	258	159	864	1,023
1972	Leo Peckenpaugh	245	64	856	920
1973	Dennis Tomek	246	47	1,485	1,532
1974	Dennis Tomek	182	—	1,017	1,017
1975	Lawrence Jefferson	293	880	—	880
1976	Jimmy Woods	234	859	—	859
1977	Jimmy Woods	191	906	—	906
1978	John Hall	263	12	1,439	1,451
1979	John Hall	262	-70	1,418	1,348
1980	Troy Snardon	157	905	—	905
1981	Ralph Antone	234	1	1,356	1,357
1982	Ralph Antone	361	-155	1,657	1,502
1983	Scott Travis	280	-118	1,172	1,054
1984	Jeff Cesarone	265	-103	1,546	1,443
1985	Jeff Cesarone	489	-195	2,737	2,542
1986	Jeff Cesarone	453	-227	2,396	2,169
1987	Jeff Cesarone	338	-189	1,887	1,698
1988	Joe Arnold	280	1,668	23	1,691
1989	Don Smith	221	1,005	—	1,005
1990	Scott Campbell	235	114	1,088	1,202
1991	Roscoe Echols	177	963	—	963
1992	Eddie Thompson	188	837	526	1,363
1993	Eddie Thompson	214	830	822	1,652
1994	J.J. Jewell	266	488	1,332	1,820
1995	Willie Taggart	260	430	939	1,369
1996	Willie Taggart	247	997	542	1,539
1997	Willie Taggart	320	1,257	1,146	2,403
1998	Willie Taggart	314	1,313	699	2,012
1999	Rod Smart	188	1,249	—	1,249
2000	Jason Johnson	285	756	1,148	1,904
2001	Keith Brooks	164	856	0	856
2002	Jason Michael	335	642	1,661	2,303
2003	Justin Haddix	329	293	1,875	2,178
2004	Justin Haddix	301	315	1,976	2,291
2005	Justin Haddix	343	328	1,892	2,220
2006	Justin Haddix	336	25	2,186	2,211
2007	K.J. Black	238	324	1,007	1,331
2008	David Wolke	325	301	1,278	1,579
2009	Kawaun Jakes	369	355	1,516	1,871
2010	Kawaun Jakes	387	200	1,680	1,880
2011	Kawaun Jakes	348	161	1,854	2,015
2012	Kawaun Jakes	378	58	2,488	2,546
2013	Brandon Doughty	408	-109	2,857	2,748
2014	Brandon Doughty	591	-52	4,830	4,778
2015	Brandon Doughty	567	-122	5,055	4,933
2016	Mike White	445	-74	4,363	4,289

All-Purpose Yards

Year	Player	Rush	Rec	PR	KR	IR	Total
1951	Bobby Bilyeu	251	181	18	338	0	788
1952	Max Stevens	337	436	98	52	37	960
1953	Max Stevens	204	314	187	133	16	854
1954	Jim Gunnell	417	203	11	152	2	785
1955	<i>not available</i>						
1956	Jim Chambliss	299	111	9	82	0	501
1957	DeLane Simpson	492	8	0	26	22	548
1958	<i>not available</i>						
1959	<i>not available</i>						
1960	Winton Boone	118	142	45	100	49	454
1961	Jim Burt	304	56	50	88	5	503
1962	Jim Burt	225	290	48	54	1	618
1963	Jim Burt	570	105	98	15	0	748
1964	John Burt	463	42	89	255	0	849
1965	Dickie Moore	1,055	43	0	103	0	1,201
1966	Jim Sprinkle	311	56	136	280	0	783
1967	Dickie Moore	1,444	12	0	0	0	1,456
1968	Jay Davis	0	612	0	3	0	632
1969	Jim Vorhees	759	342	0	15	0	1,116
1970	Bill Green	0	0	358	374	9	741
1971	Clarence Jackson	664	57	4	249	0	974
1972	John Embree	658	74	0	311	0	1,043
1973	Clarence Jackson	909	60	254	333	0	1,556
1974	Virgil Livers	0	0	545	52	123	720
1975	Lawrence Jefferson	880	50	0	361	0	1,291
1976	Jimmy Woods	859	140	0	354	0	1,353
1977	Jimmy Woods	906	129	0	116	0	1,151
1978	Nate Jones	467	75	0	213	0	755
1979	Eddie Preston	30	739	0	0	0	769
1980	Nate Jones	749	10	0	206	0	965
1981	Danny Embree	557	169	0	240	0	966
1982	Charlie Houser	569	139	(-3)	192	0	897
1983	Glendell Miller	569	15	0	98	0	682
1984	Glendell Miller	425	251	67	99	0	842
1985	Glendell Miller	446	356	109	221	0	1,132
1986	Joe Arnold	721	290	0	211	0	1,222
1987	Joe Arnold	901	139	0	253	0	1,293
1988	Joe Arnold	1,668	72	0	262	0	2,002
1989	Anthony Green	17	435	0	603	0	1,055
1990	Don Smith	881	67	0	134	0	1,082
1991	Herb Davis	275	26	0	654	0	955
	Roscoe Echols	963	(-8)	0	0	0	955
1992	Roscoe Echols	708	0	0	315	0	1,023
1993	Robert Jackson	623	147	0	470	0	1,240
1994	Antwan Floyd	1,327	7	0	0	0	1,334
1995	Joey Stockton	46	863	147	934	0	1,990
1996	Joey Stockton	13	472	300	778	0	1,563
1997	Joey Stockton	92	722	244	440	0	1,498
1998	Willie Taggart	1,313	(-1)	0	0	0	1,312
1999	Rod Smart	1,249	28	0	279	0	1,556
2000	DeWayne Gallishaw	948	0	0	87	0	1,035
2001	Keith Brooks	856	0	0	0	0	856
2002	Jon Frazier	1,537	78	0	328	0	1,943
2003	Lerron Moore	1,490	4	0	0	0	1,494
2004	Lerron Moore	978	66	0	0	0	1,044
2005	Lerron Moore	1,037	12	0	0	0	1,049
2006	Lerron Moore	891	129	0	0	0	1,020
2007	Curtis Hamilton	102	873	145	288	0	1,408
2008	Bobby Rainey	259	8	22	581	0	870
2009	Bobby Rainey	939	83	29	1,050	0	2,101
2010	Bobby Rainey	1,649	230	0	0	0	1,879
2011	Bobby Rainey	1,695	361	0	0	0	2,056
2012	Antonio Andrews	1,728	234	234	767	0	3,161
2013	Antonio Andrews	1,730	478	97	314	0	2,619
2014	Leon Allen	1,542	476	0	0	0	2,018
2015	Taywan Taylor	-9	1,467	0	0	0	1,458
2016	Anthony Wales	1,621	323	0	0	0	1,944



Passing

Year	Player	Com-Att-Int	Yds	TD
1951	Jimmy Feix	86-181-12	1,189	8
1952	Jimmy Feix	127-201-10	1,752	15
1953	Whitey Sanders	43-76-5	540	4
1954	Jerry Nassano	60-126-8	805	5
1955	Jerry Nassano	27-62-4	415	2
1956	Carroll VanHooser	41-101-8	528	1
1957	Carroll VanHooser	24-72-9	230	2
1958	Denny Wedge	25-76-9	420	4
1959	Denny Wedge	22-45-7	278	1
1960	Jim Daily	59-125-7	693	3
1961	Jim Daily	26-77-7	445	4
1962	Jim Daily	56-107-6	746	5
1963	Sharon Miller	30-67-6	507	4
1964	Sharon Miller	61-135-20	935	8
1965	Mike Egan	60-134-15	797	6
1966	Johnny Vance	63-125-10	855	2
1967	Mike Egan	63-123-4	696	6
1968	Johnny Vance	67-153-15	1,147	10
1969	Johnny Vance	155-307-18	1,943	16
1970	Leo Peckenpaugh	64-157-11	769	5
1971	Leo Peckenpaugh	67-157-12	864	11
1972	Leo Peckenpaugh	79-172-10	856	5
1973	Dennis Tomek	109-220-15	1,485	13
1974	Dennis Tomek	70-156-12	1,017	9
1975	Bill Smith	62-139-8	661	5
1976	Doug Bartholomew	42-76-9	585	3
1977	Doug Bartholomew	65-135-13	798	8
1978	John Hall	106-209-10	1,439	12
1979	John Hall	108-215-13	1,418	10
1980	John Hall	45-93-6	744	6
1981	Ralph Antone	101-191-11	1,356	8
1982	Ralph Antone	135-268-7	1,657	13
1983	Scott Travis	85-193-14	1,172	4
1984	Jeff Cesarone	123-238-8	1,546	6
1985	Jeff Cesarone	253-447-7	2,737	18
1986	Jeff Cesarone	207-397-14	2,396	15
1987	Jeff Cesarone	152-297-13	1,887	7
1988	David Armstrong	117-258-11	1,219	7
1989	Mark Marsh	55-116-6	931	8
1990	Scott Campbell	81-163-8	1,088	2
1991	Brian Browning	57-125-8	671	5
1992	Eddie Thompson	32-75-4	526	2
1993	Eddie Thompson	47-94-3	822	5
1994	J.J. Jewell	70-143-7	1,332	8
1995	Willie Taggart	44-105-5	939	5
1996	Willie Taggart	37-80-5	542	6
1997	Willie Taggart	68-131-8	1,146	11
1998	Willie Taggart	51-104-3	699	3
1999	Jason Michael	24-60-6	565	5
2000	Jason Johnson	57-110-0	1,148	6
2001	Jason Johnson	10-31-1	170	2
2002	Jason Michael	100-165-5	1,661	9
2003	Justin Haddix	113-223-7	1,875	13
2004	Justin Haddix	126-215-10	1,976	8
2005	Justin Haddix	131-230-10	1,892	15
2006	Justin Haddix	171-279-9	2,186	14
2007	K.J. Black	88-134-8	1,007	8
2008	David Wolke	117-232-10	1,278	8
2009	Kawaun Jakes	148-244-9	1,516	9
2010	Kawaun Jakes	149-291-6	1,680	10
2011	Kawaun Jakes	153-276-12	1,854	10
2012	Kawaun Jakes	200-312-11	2,488	22
2013	Brandon Doughty	246-375-14	2,857	14
2014	Brandon Doughty	375-552-10	4,830	49
2015	Brandon Doughty	388-540-9	5,055	48
2016	Mike White	280-416-7	4,363	37

Rushing

Year	Player	Att	Yards	Avg
1951	Gene McFadden	110	578	5.3
1952	Gene McFadden	109	655	6.0
1953	Gene McFadden	103	703	6.8
1954	Millard Shirley	84	464	5.5
1955	Jim Chambliss	54	286	5.3
1956	Jim Chambliss	62	299	4.8
1957	DeLane Simpson	89	492	5.5
1958	Wayne Kelley	67	304	4.5
1959	David Miller	71	291	4.0
1960	Gary Brunson	46	203	4.4
1961	Jim Burt	46	304	6.6
1962	John Burt	72	328	4.6
1963	Jim Burt	112	570	5.1
1964	John Burt	98	463	4.7
1965	Dickie Moore	203	1,055	5.2
1966	Dickie Moore	133	719	5.4
1967	Dickie Moore	208	1,444	6.9
1968	Ike Brown	82	561	6.8
1969	Jim Vorhees	177	759	4.3
1970	John Embree	141	501	3.6
1971	Clarence Jackson	117	664	5.7
1972	Clarence Jackson	150	731	4.9
1973	Clarence Jackson	187	909	4.9
1974	Lawrence Jefferson	161	556	3.5
1975	Lawrence Jefferson	293	880	3.0
1976	Jimmy Woods	233	859	3.7
1977	Jimmy Woods	191	906	4.7
1978	Nate Jones	132	467	3.5
1979	Elmer Caldwell	119	572	4.8
1980	Troy Snardon	157	905	5.8
1981	Troy Snardon	137	589	4.3
1982	Charlie Houser	170	569	3.3
1983	Danny Embree	137	600	4.4
1984	Glendell Miller	123	425	3.5
1985	Glendell Miller	128	446	3.5
1986	Joe Arnold	140	721	5.2
1987	Joe Arnold	179	901	5.0
1988	Joe Arnold	278	1,668	6.0
1989	Don Smith	221	1,005	4.5
1990	Don Smith	187	881	4.7
1991	Roscoe Echols	177	963	5.4
1992	Eddie Thompson	113	837	7.4
1993	Eddie Thompson	120	830	6.9
1994	Antwan Floyd	240	1,327	5.5
1995	Antwan Floyd	175	880	5.0
1996	Antwan Floyd	185	1,041	5.6
1997	Willie Taggart	189	1,257	6.7
1998	Willie Taggart	201	1,313	6.3
1999	Rod Smart	188	1,249	6.6
2000	DeWayne Gallishaw	191	948	5.0
2001	Keith Brooks	164	856	5.2
2002	Jon Frazier	303	1,537	5.1
2003	Lerron Moore	273	1,490	5.5
2004	Lerron Moore	186	978	5.3
2005	Lerron Moore	174	1,037	6.0
2006	Lerron Moore	195	891	4.6
2007	Tyrell Hayden	205	1,134	5.5
2008	Tyrell Hayden	92	426	4.2
2009	Bobby Rainey	144	939	6.5
2010	Bobby Rainey	340	1,649	4.8
2011	Bobby Rainey	369	1,695	4.6
2012	Antonio Andrews	304	1,728	5.7
2013	Antonio Andrews	267	1,730	6.5
2014	Leon Allen	272	1,542	5.7
2015	Anthony Wales	155	1,098	7.0
2016	Anthony Wales	237	1,621	6.8



Receiving

Year	Player	Rec	Yards	TD
1951	Gene McFadden	16	150	1
1952	Bill Ploumis	36	452	4
1953	Bill Ploumis	17	189	3
1954	Jim Gunnell	14	203	0
1955	Mike Moriarty	12	153	0
1956	Mike Moriarty	15	192	1
1957	Jerry Brantley	14	150	2
1958	Wayne Kelley	8	145	1
1959	Jim Hughes	11	85	0
1960	Lewis Johnson	13	192	0
1961	Jim Hughes	14	225	3
1962	Jim Burt	16	290	3
1963	Elmer Murray	12	220	1
1964	Jim Burt	16	278	4
1965	Ken Waller	21	246	1
1966	Jim Old	29	442	2
1967	Jim Old	21	232	1
1968	Jay Davis	33	612	6
1969	Jay Davis	46	809	7
1970	Jay Davis	25	443	1
1971	Jay Davis	27	372	5
1972	Tom Turner	29	317	0
1973	Porter Williams	66	1,107	11
1974	Dave Maley	39	618	2
1975	Bob Hobby	26	396	3
1976	Billy Lindsey	32	365	1
1977	Eddie Preston	28	476	7
1978	Eddie Preston	37	646	7
1979	Eddie Preston	39	739	6
1980	Ricky Gwinn	19	256	3
1981	John Newby	48	736	3
1982	John Newby	38	578	6
1983	Alan Mullins	26	529	4
1984	Ty Campbell	50	503	1
1985	Alan Mullins	65	849	7
1986	Keith Paskett	41	738	5
1987	Robert Coates	40	470	1
1988	Robert Coates	24	307	3
1989	Anthony Green	28	435	3
1990	Dwayne Haun	31	459	3
1991	Dwayne Haun	26	307	2
1992	Dwayne Haun	21	326	3
1993	Lito Mason	17	428	3
1994	Brian Sowerby	23	573	4
	Lito Mason	26	441	1
1995	Joey Stockton	33	863	6
1996	Joey Stockton	24	472	6
1997	Joey Stockton	39	772	5
1998	Donte Pimpleton	15	186	4
	Jammie Kyle	12	214	2
1999	Sylvester Gray	9	177	1
	Alan Ogletree	6	306	3
2000	Jerome Reaves	18	426	4
2001	Antonio Veals	7	90	0
	Shannon Hayes	6	109	1
2002	Casey Rooney	29	603	2
2003	Casey Rooney	52	946	5
2004	Maurice Perkins	43	849	2
2005	Maurice Perkins	38	636	3
2006	Curtis Hamilton	52	841	10
2007	Curtis Hamilton	66	873	4
2008	Jake Gaebler	54	588	4
2009	Jake Gaebler	43	494	4
2010	Marcus Vasquez	30	332	3
2011	Jack Doyle	52	614	0
2012	Jack Doyle	53	566	5
2013	Willie McNeal	46	599	5
2014	Jared Dangerfield	69	825	11
2015	Taywan Taylor	86	1,467	17
2016	Taywan Taylor	98	1,730	17

Punting

Year	Player	Punts	Yards	Avg
1951	John Gill	35	1,132	32.3
1952	Don Chapman	34	1,221	35.9
1953	Max Stevens	23	717	31.2
1954	<i>not available</i>	-	-	-
1955	<i>not available</i>	-	-	-
1956	<i>not available</i>	-	-	-
1957	<i>not available</i>	-	-	-
1958	Denny Wedge	48	1,699	35.4
1959	Denny Wedge	23	879	38.2
1960	Bill Pegausch	49	1,790	36.5
1961	Bobby Mitchell	44	1,518	34.5
1962	Bobby Mitchell	35	1,252	35.8
1963	Ernie Hall	44	1,603	36.4
1964	Ernie Hall	37	1,333	36.0
1965	Jerry Matthews	49	1,817	37.1
1966	Jerry Humble	35	1,318	37.7
1967	Jerry Humble	33	1,228	37.2
1968	Johnny Vance	61	2,163	35.5
1969	Johnny Vance	61	2,375	38.9
1970	Gary Mears	74	2,719	36.7
1971	Gary Mears	44	1,669	37.9
1972	Gary Mears	48	1,832	38.2
1973	Charlie Johnson	62	2,403	38.8
1974	Charlie Johnson	51	2,155	42.3
1975	Walt Herod	80	3,230	40.4
1976	Walt Herod	78	3,202	41.1
1977	Ray Farmer	55	2,129	38.7
1978	Ray Farmer	59	2,327	39.4
1979	Ray Farmer	49	1,946	39.7
1980	Ray Farmer	62	2,626	42.4
1981	Mike Miller	70	2,672	38.2
1982	Mike Miller	70	2,630	37.6
1983	Adam Lindsey	77	2,959	38.4
1984	Adam Lindsey	70	2,608	37.3
1985	Adam Lindsey	75	2,790	37.2
1986	Adam Lindsey	77	3,093	40.2
1987	Todd Davis	48	1,871	39.0
1988	Todd Davis	68	2,484	36.5
1989	Todd Davis	67	2,563	38.3
1990	Todd Davis	55	2,216	40.3
1991	Chris Gable	50	1,774	35.5
1992	Rick Boeckmann	62	2,416	39.0
1993	Rick Boeckmann	45	1,701	37.8
1994	Rick Boeckmann	60	2,242	37.4
1995	Andy Smith	35	1,308	37.4
1996	K.C. Armstrong	52	2,022	38.9
1997	K.C. Armstrong	46	1,776	38.6
1998	Alan Ogletree	50	1,865	37.3
1999	Alan Ogletree	50	2,003	40.1
2000	Alan Ogletree	62	2,408	38.8
2001	Brian Claybourn	59	2,364	40.1
2002	Brian Claybourn	67	2,653	39.6
2003	Brian Claybourn	54	2,224	41.2
2004	Brian Claybourn	46	1,996	43.4
2005	Tanner Siewert	39	1,459	37.4
2006	Tanner Siewert	30	1,082	36.1
2007	Jeremy Moore	46	1,919	41.7
2008	Jeremy Moore	67	2,472	36.9
2009	Jeremy Moore	56	2,427	43.3
2010	Hendrix Brakefield	71	2,872	40.5
2011	Hendrix Brakefield	64	2,662	41.6
2012	Hendrix Brakefield	45	1,896	42.1
2013	Hendrix Brakefield	31	1,220	39.4
2014	Joseph Occhipinti	49	1,817	37.1
2015	Jake Collins	37	1,542	41.7
2016	Jake Collins	39	1,666	42.7



Scoring

Year	Player	-Points By-			Total
		TD	PAT	FG	
1951	Gene McFadden	36	0	0	36
1952	Max Stevens	78	0	0	78
1953	Gene McFadden	48	0	0	48
1954	Jim Aurs	36	0	0	36
	Millard Shirley	36	0	0	36
1955	Jim Chambliss	18	0	0	18
1956	Jim Chambliss	18	0	0	18
1957	Jerry Brantley	12	14	3	29
1958	Denny Wedge	18	2	0	20
1959	Billy Booker	30	2	0	32
1960	Billy Booker	18	0	0	18
1961	Jim Hughes	24	2	0	26
1962	John Burt	24	0	0	24
1963	Sharon Miller	66	0	0	66
1964	Jim Burt	60	0	0	60
1965	Dickie Moore	54	2	0	56
1966	Jim Vorhees	48	0	0	48
1967	Dickie Moore	114	0	0	114
1968	Jim Vorhees	42	0	0	42
1969	Jay Davis	42	0	0	42
1970	Clarence Jackson	54	0	0	54
1971	Clarence Jackson	42	0	0	42
1972	John Embree	48	0	0	48
1973	Clarence Jackson	114	0	0	114
1974	Bob Hobby	24	0	0	24
	Lawrence Jefferson	24	0	0	24
	Virgil Livers	24	0	0	24
	Bill Smith	24	0	0	24
1975	Lawrence Jefferson	48	0	0	48
1976	Dave Betz	0	8	30	38
1977	Eddie Preston	42	0	0	42
1978	Barry Skaggs	54	0	0	54
1979	Eddie Preston	42	0	0	42
1980	Troy Snardon	72	0	0	72
1981	Troy Snardon	48	0	0	48
1982	Jim Griffiths	0	20	18	38
1983	Glendell Miller	36	0	0	36
1984	Lanny Hall	0	11	21	32
1985	Glendell Miller	60	0	0	60
1986	Dan Maher	0	22	27	49
1987	Dan Maher	0	30	39	69
1988	Joe Arnold	90	0	0	90
1989	Don Smith	48	0	0	48
1990	Steve Donisi	0	14	33	47
1991	Eddie Thompson	36	4	0	40
1992	Eddie Thompson	54	0	0	54
1993	Chris Pino	0	32	36	68
1994	Will Sweeney	0	28	27	55
1995	Willie Taggart	48	2	0	50
1996	Antwan Floyd	66	0	0	66
1997	Willie Taggart	96	0	0	96
1998	Willie Taggart	90	2	0	92
1999	Rod Smart	60	0	0	60
2000	Peter Martinez	0	49	51	100
2001	Peter Martinez	0	34	42	76
2002	Peter Martinez	0	49	54	103
2003	Matt Lange	0	48	69	117
2004	Brian Porter	84	0	0	84
2005	Chris James	0	42	45	87
2006	Chris James	0	27	39	66
2007	Chris James	0	42	42	84
2008	Tanner Siewert	0	14	33	47
2009	Casey Tinius	0	25	42	67
2010	Bobby Rainey	90	0	0	90
2011	Bobby Rainey	102	0	0	102
2012	Antonio Andrews	90	0	0	90
2013	Antonio Andrews	96	0	0	96
2014	Garrett Schwettman	0	70	48	118
2015	Garrett Schwettman	0	79	45	124
2016	Anthony Wales	174	0	0	174

Tackles

Year	Player	UT	AT	Total
1965	Wes Simpson	60	49	109
1966	Allan Hogan	54	28	82
1967	Bill Hape	45	40	85
1968	Jerry Humble	63	48	111
1969	Jimmy Barber	74	40	114
1970	Jimmy Barber	75	55	130
1971	Terry Thompson	71	43	114
1972	Robert Walton	77	41	118
1973	Lonnie Schuster	66	35	101
1974	Rick Green	87	51	138
1975	Rick Green	131	82	213
1976	Biff Madon	90	58	148
1977	Biff Madon	84	59	143
1978	Tony Towns	74	40	114
1979	Carl Estelle	53	78	131
1980	Tim Ford	28	83	111
1981	Paul Gray	73	100	173
1982	Paul Gray	56	93	149
1983	Paul Gray	53	84	137
1984	Vernard Johnson	59	39	98
1985	Neil Fatkin	59	53	112
1986	Neil Fatkin	46	30	76
1987	Mike Carberry	73	35	108
1988	Mike Carberry	73	55	128
1989	Jerome Martin	57	23	80
1990	Raji Gordon	62	28	90
1991	Richard Grice	70	32	102
1992	Richard Grice	98	60	158
1993	Sheldon Benoit	59	40	99
1994	Sheldon Benoit	61	33	94
1995	Bryson Warner	49	37	86
1996	Trae Hackett	60	34	94
1997	Ron Kelly	65	35	100
1998	Trae Hackett	65	26	91
1999	Melvin Wisham	75	43	118
2000	Melvin Wisham	106	65	171
2001	Erik Dandy	82	73	155
2002	Charles Thompson	93	66	159
2003	Erik Dandy	100	65	165
2004	Deonté Smith	57	55	112
2005	Marion Rumph	41	52	93
2006	Marion Rumph	35	52	87
2007	Andre Lewis	50	53	103
2008	Travis Watters	36	37	73
2009	Thomas Majors	42	59	101
2010	Thomas Majors	59	46	105
2011	Andrew Jackson	41	68	109
2012	Andrew Jackson	78	44	122
2013	Xavius Boyd	68	35	103
2014	Nick Holt	62	49	111
2015	T.J. McCollum	69	37	106
2016	Keith Brown	60	71	131

GENERAL

HILLTOPPERS

2016 REVIEW

HISTORY

UNIVERSITY

OPPONENTS

WKU IN NCAA RANKINGS

Throughout the years, the Hilltoppers have ranked among the nation's leaders in a variety of NCAA team and individual statistical categories. The following is a look at the Hilltoppers with a final top-25 or better ranking:

1951

Team	
7th, Pass Offense	159.4 yds/gm
25th, Total Offense	360.9 yds/gm

Individual

7th, Passing, Jimmy Feix	1,204 yds
16th, Total Offense, Jimmy Feix	1,206 yds

1952

Team	
3rd, Pass Offense	213.9 yds/gm
6th, Total Offense	425.8 yds/gm
24th Rush Defense	111.1 yds/gm

Individual

4th, Passing, Jimmy Feix	1,581 yds
6th, Total Offense, Jimmy Feix	1,546 yds

1954

Individual	
25th, Passing, Jerry Nassano	763 yds

1955

Team	
14th, Pass Defense	42.8 yds/gm

1960

Team	
6th, Pass Defense	40.6 yds/gm

1963

Team	
5th, Rush Defense	48.5 yds/gm

1965

Individual	
13th, Rushing, Dickie Moore	1,055 yds

1967

Team	
3rd, Rush Offense	262.2 yds/gm

Individual

1st, Rushing, Dickie Moore	1,444 yds
2nd, Scoring, Dickie Moore	114 pts
7th, Kick Scoring, Tom Atwood	46 pts

1969

Individual	
7th, Total Offense, Johnny Vance	2,164 yds
8th, Passing, Johnny Vance	1,943 yds

1970

Team	
7th, Scoring Defense	7.6 pts/gm
8th, Total Defense	162.8 yds/gm

1971

Team	
1st, Pass Defense	57.7 yds/gm
5th, Total Defense	151.1 yds/gm

1973

Team	
1st, Scoring Offense	37.7 pts/gm
3rd, Scoring Defense	6.2 pts/gm
4th, Total Offense	407.1 yds/gm
5th, Pass Offense	213.9 yds/gm

Individual

5th, Scoring, Clarence Jackson	9.6 pts/gm
7th, Punting, Charlie Johnson	42.2 yds/kick

1974

Team	
2nd, Rush Defense	57.4 yds/gm
4th, Total Defense	159.2 yds/gm
9th, Scoring Defense	213.9 yds/gm

Individual

6th, Punting, Charlie Johnson	42.3 yds/kick
-------------------------------	---------------

1975

Team	
4th, Rush Defense	59.2 yds/gm
4th, Total Defense	170.3 yds/gm
9th, Scoring Defense	9.5 pts/gm

Individual

2nd, Punting, Walt Herod	42.4 yds/kick
--------------------------	---------------

1965

Individual	
9th, Punting, Walt Herod	41.1 yds/kick

1978

Team	
4th, Pass Defense	93.5 yds/gm

Individual

6th, Punting, Ray Farmer	39.4 yds/kick
7th, Passing, John Hall	1439 yds
8th, Total Offense, John Hall	1,451 yds

1979

Team	
5th, Total Offense	371.0 yds/gm

Individual

6th, Receiving, Eddie Preston	3.9 catches/gm
7th, Pass Efficiency, John Hall	108.9 rating
8th, Total Offense, John Hall	134.8 yds/gm

1980

Team	
5th, Punting	38.2 yds/kick
6th, Rush Offense	233.9 yds/gm

Individual

2nd, Punting, Ray Farmer	42.4 yds/kick
7th, Scoring, Troy Snardon	7.2 pts/gm

1981

Individual	
10th, Receiving, John Newby	4.4 catches/gm

1982

Team	
2nd, Trunover Margin	+1.30/gm
4th, Kickoff Returns	25.7 yds/return
15th, Pass Defense	124.4 yds/gm

Individual

1st, Kickoff Returns, Davlin Mullen	31.9 yds/return
-------------------------------------	-----------------

1984

Team	
14th, Pass Offense	255.5 yds/gm
13th, Kickoff Returns	23.7 yds/return

Individual

13th, Kickoff Returns, Keith Paskett	23.7 yds/return
--------------------------------------	-----------------

1985

Team	
1st, Pass Attempts	69 vs. MTSU
10th, Pass Offense	278.5 yds/gm

Individual

13th, Total Offense, Jeff Cesarone	231.1 yds/gm
17th, Receiving, Alan Mullins	5.9 catches/gm

1986

Team	
19th, Kickoff Returns	21.0 yds/return

1987

Team	
10th, Total Offense	270.2 yds/gm
13th, Pass Defense	141.1 yds/gm
13th, Turnover Margin	+0.80/gm
16th, Net Punting	36.1 yds/kick

Individual

9th, Interceptions, James Edwards	0.7 INTs/gm
18th, Field Goals, Dan Maher	1.20 FG/gm

1988

Team	
5th, Scoring Defense	13.4 pts/gm
10th, Rush Defense	233.8 yds/gm
10th, Total Defense	275.9 yds/gm

Individual

4th, Rushing, Joe Arnold	132.82 yds/gm
8th, All-Purpose Rushing, Joe Arnold	160.0 yds/gm
11th, Punt Returns, Cedric Jones	11.16 yds/return
14th, Field Goals, Dan Maher	1.27 FG/gm

1989

Individual	
19th, Kickoff Returns, Anthony Green	23.19 yds/return
20th, Rushing, Don Smith	91.36 yds/gm

1990

Team	
2nd, Punt Returns	14.67 yds/return
14th, Kickoff Returns	20.83 yds/return
15th, Net Punting	36.33 yds/kick
22nd, Rush Offense	201.1 yds/gm

Individual

5th, Kickoff Returns, Eddie Godfrey	28.0 yds/return
6th, Rushing, Don Smith	110.13 yds/gm
15th, Punting, Todd Davis	40.29 yds/kick
16th, All-Purpose Rushing, Don Smith	135.25 yds/gm
19th, Field Goals, Steve Donisi	1.10 FG/gm

1991

Team	
9th, Rush Offense	260.0 yds/gm

1992

Team	
2nd, Rush Offense	287.1 yds/gm

Individual

2nd, Rushing per carry, Eddie Thompson	7.4 yds/att
23rd, Rushing, Eddie Thompson	93.0 yds/gm

1993

Team	
1st, Rush Offense	300.1 yds/gm
18th, Total Defense	305.5 yds/gm
23rd, Total Offense	407.1 yds/gm

Individual

21st, Field Goals, Chris Pino	1.1 FG/gm
-------------------------------	-----------

1994

Team	
8th, Rush Offense	258.1 yds/gm
23rd, Total Offense	403.4 yds/gm
25th, Net Punting	35.2 yds/kick

Individual

12th, Rushing, Antwan Floyd	120.6 yds/gm
-----------------------------	--------------

1995

Team	
2nd, Rush Offense	275.2 yds/gm
23rd, Total Offense	385.6 yds/gm

Individual

5th, All-Purpose Rushing, Joey Stockton	199.0 yds/gm
11th, Receiving Yards, Joey Stockton	86.3 yds/gm
22nd, Kickoff Returns, Joey Stockton	23.95 yds/return

1996

Team	
3rd, Rush Offense	285.1 yds/gm
6th, Kickoff Returns	25.4 yds/return
17th, Pass Defense	150.1 yds/gm

Individual

6th, Kickoff Returns, Joey Stockton	28.8 yds/return
23rd, All-Purpose Rushing, Joey Stockton	142.1 yds/gm

1997

Team	
1st, Rush Offense	366.0 yds/gm
3rd, Scoring Offense	36.6 pts/gm
6th, Total Offense	456.6 yds/gm
8th, Rush Defense	84.8 yds/gm
12th, Kickoff Returns	22.0 yds/return
24th, Total Defense	285.6 yds/gm

Individual

11th, Scoring, Willie Taggart	9.0 pts/gm
13th, Rushing, Willie Taggart	121.7 yds/gm
15th, Field Goals, Jeff Poisel	1.1 FG/gm
23rd, Scoring, Jeff Poisel	7.8 pts/gm

1998

Team	
3rd, Rush Offense	344.6 yds/gm
4th, Punt Returns	15.4 yds/return
9th, Scoring Offense	36.0 pts/gm
10th, Turnover Margin	+1.09/gm
23rd, Total Offense	415.0 yds/gm

Individual

10th, Kickoff Returns, Bryan Daniel	27.6 yds/return
15th, Punt Returns, Delvecchio Walls	12.4 yds/return
17th, Rushing, Willie Taggart	119.4 yds/gm
24th, Scoring, Willie Taggart	8.4 pts/gm

1999

Team	
7th, Rush Offense	283.2 yds/gm
20th, Punt Returns	12.0 yds/return
25th, Net Punting	35.8 yds/kick

Individual

13th, Punt Returns, Bobby Sippio	13.5 yds/return
25th, Rushing, Rod Smart	113.5 yds/gm

2000

Team	
1st, Pass Efficiency	164.61 rating
1st, Scoring Defense	11.6 pts/gm
1st, Turnover Margin	+2.73/gm
3rd, Net Punting	38.0 yds/kick
9th, Rush Offense	268.5 yds/gm
9th, Rush Defense	100.1 yds/gm
17th, Pass Efficiency Defense	96.08 rating
24th, Kickoff Returns	21.38 yds/return
25th, Scoring Offense	33.0 pts/gm

Individual

1st, Passes Defended, Bobby Sippio	2.7 PBU/gm
3rd, Total Tackles, Melvin Wisham	13.64 tackles/gm
3rd, Interceptions, Bobby Sippio	0.9 INTs/gm
10th, Field Goals, Peter Martinez	1.36 FG/gm
11th, Fumble Recoveries, Bobby Sippio	0.4 FR/gm
16th, Punt Returns, Joseph Jefferson	12.18 yds/return
20th, Tackles for Loss, Melvin Wisham	1.55 TFL/gm
21st, Interceptions, Joseph Jefferson	0.55 INTs/gm
24th, Punting, Alan Ogletree	39.8 yds/kick

2001

Team	
2nd, Rush Offense	303.18 yds/gm
2nd, Total Defense	233.18 yds/gm
2nd, Scoring Defense	11.1 pts/gm
4th, Pass Defense	137.27 yds/gm
5th, Kick Returns	24.40 yds/return
9th, Rush Defense	95.9 yds/gm
12th, Punt Returns	15.24 yds/return
13th, Pass Efficiency Defense	96.38 rating
16th, Net Punting	35.96 yds/kick
18th, Turnover Margin	+0.73/gm

Individual

5th, Total Tackles, Erik Dandy	12.64 tackles/gm
5th, Punt Returns, Joseph Jefferson	17.14 yds/return
17th, Tackles for Loss, Sherrod Coates	1.64 TFL/gm
18th, Field Goals, Peter Martinez	1.09 FG/gm
19th, Punting, Brian Claybourn	40.17 yds/kick

2002

Team	
2nd, Pass Efficiency	154.94 rating
6th, Rush Offense	252.87 yds/gm
8th, Turnover Margin	+1.13/gm
11th, Scoring Defense	16.4 pts/gm
20th, Punt Returns	12.95 yds/return
23rd, Total Defense	279.20 yds/gm

Individual

7th, Punt Return, Antonio Veals	14.67 yds/return
12th, Tackles for Loss, Sherrod Coates	2.07 TFL/gm
14th, Field Goals, Peter Martinez	1.20 FG/gm
16th, Sacks, Sherrod Coates	0.87 sacks/gm
19th, Rushing, Jon Frazier	102.47 yds/gm
24th, Tackles, Charles Thompson	10.60 tackles/gm
25th, Solo Tackles, Charles Thompson	6.20 tackles/gm

2003

Team	
6th, Total Defense	283.69 yds/gm
7th, Kickoff Returns	24.61 yds/return
8th, Rush Offense	242.69 yds/gm
8th, Pass Defense	151.46 yds/gm
12th, Punt Return	13.11 yds/return
14th, Scoring Defense	16.85 pts/gm
18th, Scoring Offense	32.85 pts/gm
18th, Pass Efficiency Defense	104.50 rating
21st, Net Punting	36.07 yds/kick
21st, Turnover Margin	+0.77/gm
24th, Pass Efficiency	137.03 rating

Individual

2nd, Field Goals, Matt Lange	1.77 FG/gm
12th, Scoring, Matt Lange	9.00 pts/gm
17th, Rushing, Lerron Moore	114.62 yds/gm
19th, Punting, Brian Claybourn	41.19 yds/kick
21st, Punt Returns, Antonio Veals	12.15 yds/return

2004

Team	
7th, Net Punting	37.48 yds/kick
14th, Rush Offense	226.17 yds/gm
16th, Scoring Defense	18.92 pts/gm
17th, Turnover Margin	+0.67/gm
22nd, Pass Efficiency	140.67 rating

Individual

4th, Punting, Brian Claybourn	43.39 yds/kick
9th, Interceptions, Antonio Thomas	0.58 INTs/gm
19th, Punt Returns, Dennis Mitchell	11.38 yds/return
21st, Pass Efficiency, Justin Haddix	138.78 rating

2005

Team	
4th, Punt Returns	16.13 yds/return
11th, Rush Defense	113.09 yds/gm
12th, Tackles for Loss	7.64 TFL/gm
14th, Rush Offense	228.55 yds/gm
21st, Sacks	2.73 sacks/gm
22nd, Pass Efficiency	139.22 rating

Individual

6th, Punt Returns, Dennis Mitchell	16.13 yds/return
11th, Field Goals, Chris James	1.36 FGs/gm
19th, Pass Efficiency, Justin Haddix	138.88 rating
22nd, Rushing, Lerron Moore	103.70 yds/gm
22nd, Scoring, Chris James	7.91 pts/gm

2006

Team	
13th, Kickoff Returns	22.44 yds/return
16th, Pass Defense	153.18 yds/gm
17th, Pass Efficiency	138.71 rating
23rd, Total Offense	364.73 yds/gm
23rd, Pass Efficiency Defense	108.61 rating

Individual

12th, Field Goals, Chris James	1.18 FG/gm
19th, Receptions, Curtis Hamilton	5.78 rec/gm
24th, Pass Efficiency, Justin Haddix	137.21 rating

2009

Individual	
8th, All-Purpose Rushing, Bobby Rainey	175.08 yds/gm
18th, Punting, Jeremy Moore	43.34 yds/kick

2010

Individual	
3rd, Rushing, Bobby Rainey	137.42 yds/gm
11th, All-Purpose Rushing, Bobby Rainey	156.58 yds/gm

NATIONAL LEADERS

1967

Rushing, Dickie Moore	1,444
-----------------------	-------

1973

Scoring Offense	37.7
-----------------	------

1982

Kickoff Returns, Davlin Mullen	31.9
--------------------------------	------

1985

Pass Attempts/Game	69 vs. MTSU
--------------------	-------------

1993

Rush Offense/Game	300.1
-------------------	-------

1997

Rush Offense/Game	366.0
-------------------	-------

2000

Pass Efficiency	164.61
Scoring Defense	11.6
Turnover Margin	+2.73
Passes Defended, Bobby Sippio	2.7

2011

Time of Possession	35:08
--------------------	-------

2012

APY, Antonio Andrews	3,161
APY/Game, Antonio Andrews	243.2
Sacks PG, Quanterus Smith	1.25
Rushing, Antonio Andrews	132.9

2013

APY, Antonio Andrews	2,619
APY/Game, Antonio Andrews	218.25
Forced Fumbles, Jonathan Dowling	6

2014

Passing Yards, Brandon Doughty	4,830
Passing TDs, Brandon Doughty	49
Points Resp./Game, B. Doughty	24.2

2015

Passing Efficiency	177.39
Cmp. Pct., Brandon Doughty	71.9
Passing TDs, Brandon Doughty	48
Passing Yards, Brandon Doughty	5,055
Points Resp. For, Brandon Doughty	304
Field Goal Pct., Garrett Schwettman	93.8

2016

Scoring Offense	45.5
Kickoff Returns, Kylen Towner	40.3
Rushing Touchdowns, Anthony Wales	27
Scoring, Anthony Wales	13.4
Total Points Scored, Anthony Wales	174
Total Touchdowns, Anthony Wales	29

2011

Team	
1st, Time of Possession	35:08
7th, Kickoff Returns	26.10 yds/return
18th, Kickoff Coverage	41.5 yds/gm
Individual	
2nd, Rushing, Bobby Rainey	141.25 yds/gm
2nd, Kickoff Returns, John Evans	32.17 yds/return
6th, All-Purpose Rushing, Bobby Rainey	171.33 yds/gm
13th (tie), Tackles for Loss, Andrew Jackson	1.42 TFL/gm
23rd (tie), Interceptions, Derrius Brooks	0.33 INTs/gm
23rd (tie), Interceptions, Kareem Peterson	0.33 INTs/gm
24th, Scoring, Bobby Rainey	8.50 points/gm

2012

Team	
10th, Time of Possession	32:18
13th, Tackles for Loss	7.38 TFL/gm
15th, Third-Down Conversion	48.2%
16th, Kickoff Returns	24.6 yds/return
24th, Opponent Fourth-Down Conversion	38.1%
Individual	
1st, All-Purpose Yards, Antonio Andrews	3,161 yards
1st, All-Purpose Yards PG, Antonio Andrews	243.2 yds/gm
1st, Sacks PG, Quanterus Smith	1.25 sacks/gm
5th, Rushing, Antonio Andrews	132.9 yds/gm
5th, Tackles For Loss, Quanterus Smith	1.85 TFL/gm
5th, Interceptions, Jonathan Dowling	0.50 INT/gm
8th, Sacks, Quanterus Smith	12.5
15th, Punt Returns, Antonio Andrews	12.3 yds/return
18th, Kickoff Returns, Antonio Andrews	27.4 yds/return

2013

Team	
6th, First Downs Defense	201
10th, Passing Defense	177.9 yds/gm
14th, Total Defense	339.2 yds/gm
16th, Time of Possession	32:22
Individual	
1st, All-Purpose Yards, Antonio Andrews	2,619 yards
1st, All-Purpose Yards PG, Antonio Andrews	218.25 yds/gm
1st, Forced Fumbles, Jonathan Dowling	6
3rd, Rushing Yards PG, Antonio Andrews	144.2 yds/gm
7th, Rushing Yards, Antonio Andrews	1,730 yds
11th, Rushing Touchdowns, Antonio Andrews	16
17th, Passes Defended, Cam Thomas	1.3/gm
19th, Solo Tackles, Xavius Boyd	5.7/gm
20th, Interceptions, Cam Thomas	0.4/gm
21st, Completion Pct., Brandon Doughty	65.8%
22nd, Completions PG, Brandon Doughty	20.5/gm
25th, Tackles for Loss, Xavius Boyd	1.3/gm

2014

Team	
2nd, Passing Offense	374.3 yds/gm
3rd, Passing Efficiency	166.69
4th, Total Offense	534.6 yds/gm
6th, Scoring Offense	44.4 pts/game
6th, Third Down Conversion Pct.	51.1 pct
6th, Completion Percentage	67.9 pct
6th, First Downs Offense	351
9th, Defensive Touchdowns	5
17th, Red Zone Defense	74.2 pct
19th, Tackles for Loss Allowed	4.69/gm
25th, Sacks Allowed	1.46/gm

Individual	
1st, Passing Yards, Brandon Doughty	4,830 yards
1st, Passing Touchdowns, Brandon Doughty	49
1st, Points Responsible For Per Game, Brandon Doughty	24.2/gm
2nd, Points Responsible For, Brandon Doughty	308
2nd, Passing Yards Per Game, Brandon Doughty	371.5 yds/gm
3rd, Total Offense, Brandon Doughty	367.5 yds/gm
3rd, Passing Efficiency, Brandon Doughty	167.1
3rd, Completions Per Game, Brandon Doughty	28.85/gm
6th, Completion Percentage, Brandon Doughty	67.9 pct
9th, All-Purpose Yards Per Game, Leon Allen	155.23 yds/gm
10th, Yards Per Pass Attempt, Brandon Doughty	8.75 yds/att
12th, Receiving Touchdowns, Jared Dangerfield	11
12th, Kickoff Return Touchdowns, Kylen Towner	1
18th, Rushing Yards, Leon Allen	1,542 yds
19th, Rushing Yards Per Game, Leon Allen	118.6 yds/gm
20th, Scoring, Garrett Schwettman	9.1 pts/gm

2015

Team	
1st, Passing Efficiency	177.39
3rd, Fumbles Recovered	14
3rd, Scoring Offense	44.3 pts/gm
4th, Passing Offense	372.2 yds/gm
4th, Turnover Margin	1.00/gm

5th, Turnovers Gained	31
5th, Winning Percentage	85.7 pct
8th, First Downs Offense	349
9th, Total Offense	526.4 yds/gm
11th, Third Down Conversion Pct.	47.8 pct
13th, Sacks Allowed	1.14 sacks/gm
14th, Passes Intercepted	17
24th, Red Zone Defense	77.6 pct
25th, Kickoff Return Defense	19.08
25th, Passes Had Intercepted	9

Individual	
1st, Completion Percentage, Brandon Doughty	71.9 pct
1st, Passing Touchdowns, Brandon Doughty	48
1st, Passing Yards, Brandon Doughty	5,055 yards
1st, Points Responsible For, Brandon Doughty	304
1st, Field Goal Percentage, Garrett Schwettman	93.8 pct
2nd, Passing Efficiency, Brandon Doughty	176.5
2nd, Points Responsible For Per Game, Brandon Doughty	21.7 pts/gm
2nd, Receiving Touchdowns, Taywan Taylor	17
3rd, Passing Yards Per Game, Brandon Doughty	361.1 yds/gm
3rd, Completions Per Game, Brandon Doughty	27.71 cmp/gm
3rd, Receiving Yards, Taywan Taylor	1,467 yds
4th, Yards Per Pass Attempt, Brandon Doughty	9.36 yds/att
5th, Rush Yards Per Carry, Anthony Wales	7.04 yds/rush
6th, Total Offense, Brandon Doughty	352.4 yds/gm
7th, Fumbles Recovered, Nick Holt	3
10th, Receiving Yards Per Game, Taywan Taylor	104.8 yds/gm
16th, Combined Kick Returns, Kylen Towner	857 yds

2016

Team	
1st, Scoring Offense	45.5 pts/gm
2nd, Punt Returns	17.93
2nd, Rushing Defense	97.2 yds/gm
3rd, Kickoff Returns	26.67
3rd, Passing Efficiency	174.87
5th, Passing Offense	336.8 yds/gm
5th, Total Offense	523.1 yds/gm
6th, First Downs Offense	344
6th, Passing Yards per Completion	15.46 yds/cmp
6th, Tackles for Loss Allowed	4.29
8th, Blocked Punts	2
8th, Winning Percentage	78.6 pct
12th, Completion Percentage	64.8 pct
13th, Blocked Kicks	4
18th, Third Down Conversion Pct.	46.7 pct
21st, Passes Had Intercepted	8
24th, Fourth Down Conversion Pct.	39.3 pct

Individual	
1st, Kickoff Returns, Kylen Towner (FBS record)	40.3 yds/ret
1st, Rushing Touchdowns, Anthony Wales	27
1st, Scoring, Anthony Wales	13.4 pts/gm
1st, Total Points Scored, Anthony Wales	174
1st, Total Touchdowns, Anthony Wales	29
2nd, Yards per Pass Attempt, Mike White	10.5 yds/att
2nd, Punt Return Touchdowns, Nacarius Fant	2
3rd, Combined Kick Returns, Kylen Towner	1,110 yds
3rd, Passing Efficiency, Mike White	181.4
3rd, Passing Yards per Completion, Mike White	15.58 yds/cmp
3rd, Receiving Touchdowns, Taywan Taylor	17
3rd, Receiving Yards, Taywan Taylor	1,730 yds
5th, Passing Yards, Mike White	4,363 yds
5th, Receiving Yards per Game, Taywan Taylor	123.6 yds/gm
8th, Completion Percentage, Mike White	67.3 pct
8th, Passing Touchdowns, Mike White	37
8th, Passing Yards per Game, Mike White	311.6 yds/gm
8th, Rushing Yards, Anthony Wales	1,621 yds
9th, Receiving Touchdowns, Nicholas Norris	14
10th, Rushing Yards per Game, Anthony Wales	124.7 yds/gm
11th, Rush Yards per Carry, Anthony Wales	6.84 yds/rush
13th, All-Purpose Yards, Anthony Wales	149.5 yds/gm
13th, Receiving Yards, Nicholas Norris	1,318 yds
14th, Receptions per Game, Taywan Taylor	7.0 rec/gm
15th, Points Responsible For, Mike White	222
17th, Total Offense, Mike White	306.4 yds/gm
20th, Total Touchdowns, Taywan Taylor	17
22nd, Receiving Yards per Game, Nicholas Norris	94.1 yds/gm
22nd, Total Tackles, Keith Brown	9.4 tck/gm
23rd, Total Points Scored, Skyler Simcox	118
25th, Points Responsible For per game, Mike White	15.9 pts/gm

Statistical rankings fell under the following categories in certain years:

1948 - 1972	— NCAA College Division
1973 - 1977	— NCAA Division II
1978 - 2006	— NCAA Division I-AA (FCS)
2009 - Present	— NCAA Football Bowl Subdivision

Bold indicates national leader.

WKU was not eligible for statistical rankings during the two-year transition to FBS (2007-08).

CONSENSUS ALL-AMERICANS

WKU has five consensus All-Americans, an NCAA-designated term for a player who has been named to the AP, Walter Camp and AFCA All-American teams in the same season.

CONSENSUS ALL-AMERICANS



Buster Ashley
Tackle, 2004



Chris Price
Guard, 2002



Mel Mitchell
Safety, 2001



Bobby Sippio
Corner, 2000



James Edwards
Safety, 1987

ASSOCIATED PRESS

First Team

- 2004 Buster Ashley (71), OL
- 2003 Buster Ashley (71), OL
- 2002 Sherrod Coates (11), OLB
- 2001 Mel Mitchell (4), FS
- 2000 Bobby Sippio (3), CB
- 1998 Patrick Goodman (74), OL
- 1997 Patrick Goodman (74), C
- 1988 Joe Arnold (33), TB
- Dean Tiebout (79), OT
- 1987 James Edwards (7), FS
- 1983 Paul Gray (51), LB
- 1982 Paul Gray (51), LB
- 1981 Donnie Evans (50), DE
- 1980 Pete Walters (68), OG
- 1974 Virgil Livers (24), DB
- 1970 Lawrence Brame (78), DE
- 1964 Dale Lindsey (44), FB
- 1952 Jimmy Feix (66), QB

Second Team

- 2003 Matt Lange (83), PK
- 2002 Buster Ashley (71), OL
- 2001 Erik Dandy (18), ILB
- 2000 Melvin Wisham (57), LB
- 1999 Patrick Goodman (74), OL
- 1998 Andy Hape (51), OL
- 1995 Brian Bixler (61), C
- 1988 Dewayne Penn (73), OG
- 1987 Steve Walsh (74), OT
- 1976 David Carter (56), C
- 1975 Rick Green (32), LB
- 1974 John Bushong (78), DT
- 1967 Dickie Moore (45), FB
- 1963 John Mutchler (83), E
- 1957 Jim "Yogi" Hardin (62), G

Third Team

- 2016 Forrest Lamp (76), OT
- 2011 Bobby Rainey (3), RB
- 2005 Erik Losey (54), OL
- Antonio Thomas (6), CB
- 2004 Brian Claybourn (8), P
- 2003 Erik Dandy (18), ILB
- 2001 Chris Price (62), OL
- 1998 Willie Taggart (1), QB
- 1997 Andy Hape (51), OL
- 1958 Jim "Yogi" Hardin (62), G

Honorable Mention

- 1988 Mike Carberry (18), LB
- Cedric Jones (82), SE
- Dan Maher (4), PK
- 1987 Jeff Cesarone (8), QB
- 1974 Rick Green (32), LB
- 1968 Ed King (60), OL
- Lawrence Brame (78), DL
- Walt Heath (75), DL
- 1964 Jim Burt (30), HB
- 1963 Jim Burt (30), HB
- 1956 Jim "Yogi" Hardin (62), G
- Bill Strawn, C

ATHLON SPORTS

Second Team

- 2013 Antonio Andrews (5), AP

Third Team

- 2015 Brandon Doughty (12), QB

CBS SPORTS

Second Team

- 2013 Antonio Andrews (5), AP

COLLEGESPORTSREPORT.COM

Second Team

- 2004 Buster Ashley (71), OL
- 2003 Buster Ashley (71), OL
- Matt Lange (83), PK

Third Team

- 2004 Antonio Thomas (6), CB

Honorable Mention

- 2004 Brian Claybourn (8), P
- Charles Thompson (9), ILB

CSTV: COLLEGE SPORTS TV

- 2003 Buster Ashley (71), OL

FWAA FRESHMAN

ALL-AMERICA

- 2014 Brandon Ray (51), OL
- 2010 Willie McNeal (86), KOR

HANSEN'S FOOTBALL GAZETTE

First Team

- 2004 Buster Ashley (71), OL
- 2003 Buster Ashley (71), OL
- Erik Dandy (18), ILB
- Matt Lange (83), PK
- 2002 Sherrod Coates (11), OLB
- Chris Price (62), OL
- 2000 Bobby Sippio (3), CB
- Melvin Wisham (57), LB
- 1998 Patrick Goodman (74), OL
- 1988 Joe Arnold (33), TB

Second Team

- 2002 Buster Ashley (71), OL
- 2001 Chris Price (62), OL
- 2000 Peter Martinez (19), PK
- 1999 Ben Wittman (91), DE
- 1997 Patrick Goodman (74), C
- 1996 Joey Stockton (32), WR/RS

Third Team

- 2006 Curtis Hamilton (15), WR
- 2003 Jeremy Chandler (20), CB
- Karl Maslowski (48), LB
- 1997 Andy Hape (51), OL
- 1996 Mike Mills (12), SS
- 1995 Dan McGrath (25), LB
- 1988 Dean Tiebout (79), OT

Honorable Mention

- 2006 Marion Rumph (10), FS
- Greg Ryan (52), OL
- Chris Sullivan (65), OL
- 2001 Joseph Jefferson (2), CB
- Mel Mitchell (4), FS
- 2000 Sherrod Coates (11), LB
- Joseph Jefferson (2), CB
- Mel Mitchell (4), FS
- Chris Price (62), OL
- 1999 Patrick Goodman (74), OL
- Rod Smart (23), RB
- 1998 Andy Hape (51), OL
- Willie Taggart (1), QB
- 1997 Jeff Poisel (14), PK
- Joey Stockton (32), RS
- Willie Taggart (1), QB
- 1996 Antwan Floyd (23), TB
- Turner Goodwin (69), OL
- Bryson Warner (46), LB
- 1995 Brian Bixler (61), C
- Joey Stockton (32), WR

KODAK/AMERICAN FOOTBALL COACHES

- 2005 Erik Losey (54), OL
- 2004 Buster Ashley (71), OL
- 2003 Buster Ashley (71), OL
- 2002 Chris Price (62), OL
- 2001 Mel Mitchell (4), FS
- 2000 Bobby Sippio (3), CB
- 1998 Patrick Goodman (74), OL
- 1987 James Edwards (7), FS
- 1980 Tim Ford (80), DE;
- Pete Walters (68), OG

GENERAL

HILLTOPPERS

2016 REVIEW

HISTORY

UNIVERSITY

OPPONENTS

- 1977 Chip Carpenter (65), OG
- 1975 Rick Green (32), LB
- 1973 Mike McCoy (21), DB

PHIL STEELE

Second Team

- 2013 Antonio Andrews (5), AP

Third Team

- 2012 Antonio Andrew (5), AP

Fourth Team

- 2016 Taywan Taylor (2), WR
- 2015 Taywan Taylor (2), WR
- 2012 Quanterus Smith (93), DL
- 2011 Bobby Rainey (3), RB

PRO FOOTBALL FOCUS

First Team

- 2016 Branden Leston (31), ST

Second Team

- 2016 Keith Brown (2), LB
Forrest Lamp (76), OT
Nicholas Norris (15), WR
- 2015 Tyler Higbee (82), TE
Forrest Lamp (76), OT
Taywan Taylor (2), WR

Honorable Mention

- 2015 Brandon Doughty (12), QB

SPORTS ILLUSTRATED

First Team

- 2013 Antonio Andrews (5), AP

Second Team

- 2012 Antonio Andrews (5), AP
- 2011 Bobby Rainey (3), RB

Third Team

- 2012 Antonio Andrews (5), RB

Honorable Mention

- 2015 Brandon Doughty (12), QB
- 2012 Quanterus Smith (93), DL
- 2011 John Evans (26), KOR
- 2010 Bobby Rainey (3), RB

THE SPORTS NETWORK

First Team

- 2003 Buster Ashley (71), OL
- 2002 Sherrod Coates (11), OLB
Chris Price (62), OL
- 2001 Erik Dandy (18), ILB
Mel Mitchell (4), FS

- 2000 Bobby Sippio (3), CB
Melvin Wisham (57), LB
- 1998 Patrick Goodman (74), OL
- 1997 Patrick Goodman (74), C
- 1996 Joey Stockton (32), WR/RS
- 1991 Milton Biggins (84), TE
- 1988 Dean Tiebout (79), OT
- 1987 James Edwards (7), FS

Second Team

- 2004 Buster Ashley (71), OL
- 2003 Erik Dandy (18), ILB
Matt Lange (83), PK
- 2002 Buster Ashley (71), OL
- 2001 Chris Price (62), OL
- 1999 Patrick Goodman (74), OL
- 1989 Russell Foster (32), LB

- 1988 Joe Arnold (33), TB
- 1988 Wayne Penn (73), OG

Third Team

- 2004 Brian Claybourn (8), P
Antonio Thomas (6), CB
- 2003 Karl Maslowski (48), LB
- 2001 Sherrod Coates (11), LB

Honorable Mention

- 1990 Raji Gordon (22), LB

UNIVERSAL SPORTS

First Team

- 1973 Porter Williams (22), SE
- 1971 Jim Barber (55), LB

Second Team

- 1973 David Nollner (50), OG

USA TODAY

Second Team

- 2016 Forrest Lamp (76), OT

WALTER CAMP FOUNDATION

First Team

- 2004 Buster Ashley (71), OL
- 2002 Sherrod Coates (11), OLB;
Chris Price (62), OL
- 2001 Mel Mitchell (4), FS
Chris Price (62), OL
- 2000 Bobby Sippio (3), CB
- 1995 Brian Bixler (61), C
- 1987 James Edwards (7), FS
- 1988 Joe Arnold (33), TB;
Dean Tiebout (79), OT

Second Team

- 2011 Bobby Rainey (3), RB

I-AA.ORG ALL-STAR TEAM

- 2005 Chris James (83), PK
- 2004 Buster Ashley (71), OL
Charles Thompson (9), ILB
- 2003 Buster Ashley (71), OL
- 2002 Buster Ashley (71), OL
Sherrod Coates (11), OLB
Jeremi Johnson (1), FB
Chris Price (62), OL

YAHOO! SPORTS / RIVALS

Third Team

- 2011 Bobby Rainey (3), RB

ACADEMIC ALL-AMERICANS

WKU has seven CoSIDA Academic All-Americans, the nation's top academic award chosen by the country's sports information directors each season.

CoSIDA ACADEMIC ALL-AMERICANS



*Brian Lowder
Safety, 2002*



*Jason Michael
Quarterback, 2002*



*Patrick Goodman
Center, 1998-99*



*Brian Bixler
Guard, 1994-95*



*Mark Fatkin
Guard, 1984-85*



*Tim Ford
End, 1981*



*Jim Barber
Linebacker, 1970-71*



NATIONAL AWARDS

AFCA NATIONAL COACH OF THE YEAR

2002 Jack Harbaugh

BILETNIKOFF AWARD SEMIFINALIST

2016 Taywan Taylor, WR
2015 Taywan Taylor, WR

BUCK BUCHANAN AWARD FINALIST

2004 Charles Thompson, ILB (9th place)
2001 Mel Mitchell, FS (6th place)
2000 Melvin Wisham, LB (4th place)

DAVEY O'BRIEN AWARD SEMIFINALIST

2015 Brandon Doughty, QB

DOAK WALKER AWARD SEMIFINALIST

2013 Antonio Andrews, RB

EDDIE ROBINSON AWARD FINALIST

2004 David Elson
2000 Jack Harbaugh (3rd place)

HEISMAN MEMORIAL TROPHY

2015 Brandon Doughty, QB (Seven points)

LOU GROZA AWARD SEMIFINALIST

2015 Garrett Schwettman, K

MAXWELL AWARD SEMIFINALIST

2015 Brandon Doughty, QB

PAUL HORNING AWARD FINALIST

2013 Antonio Andrews, RB
2012 Antonio Andrews, RB

SAMMY BAUGH AWARD

2014 Brandon Doughty, QB

SENIOR CLASS AWARD FINALIST

2015 Brandon Doughty, QB

WALTER PAYTON AWARD FINALIST

1998 Willie Taggart, QB
1997 Willie Taggart, QB

UNITAS GOLDEN ARM AWARD FINALIST

2015 Brandon Doughty, QB

CONFERENCE AWARDS

CONFERENCE USA MOST VALUABLE PLAYER

2015 Brandon Doughty, QB
2014 Brandon Doughty, QB

CONFERENCE USA NEWCOMER OF THE YEAR

2016 Mike White, QB

SUN BELT CONFERENCE PLAYER OF THE YEAR

2013 Antonio Andrews, RB

SBC OFFENSIVE PLAYER OF THE YEAR

2013 Antonio Andrews, RB
2011 Bobby Rainey, RB
2010 Bobby Rainey, RB

SBC DEFENSIVE PLAYER OF THE YEAR

2013 Xavius Boyd, LB
2012 Quarterus Smith, DL

GATEWAY FOOTBALL FRESHMAN OF THE YEAR

2003 Justin Haddix, QB

OHIO VALLEY CONFERENCE PLAYER OF THE YEAR

1979 John Hall, QB
1967 Dickie Moore, FB

OVC DEFENSIVE PLAYER OF THE YEAR

1976 Biff Madon, LB
1974 Virgil Livers, DB
1973 Lonnie Schuster, DT
1970 Lawrence Brame, DE
1969 Lawrence Brame, DE
1963 John Mutchler, DE

OVC COACH OF THE YEAR

2000 Jack Harbaugh
1980 Jimmy Feix
1978 Jimmy Feix
1973 Jimmy Feix
1963 Nick Denes

ALL-CONFERENCE USA

First Team

2016 Keith Brown, LB; Nacarius Fant, PR; Max Halpin, C; Forrest Lamp, OT; Branden Leston, S; Taywan Taylor, WR
2015 Brandon Doughty, QB; Tyler Higbee, TE; Nick Holt, LB; Forrest Lamp, OL; Garrett Schwettman, K; Taywan Taylor, WR

Second Team

2016 Joe Brown, CB; Omarius Bryant, DT; Jake Collins, P; Nicholas Norris, WR; Kylan Towner, KR; Anthony Wales, RB; Mike White, QB; Darrell Williams, OL
2015 Kylan Towner, KR; Anthony Wales, RB
2014 Brandon Doughty, QB; Leon Allen, RB; Cameron Clemmons, OL; Jared Dangerfield, WR; Wonderful Terry, DB

Honorable Mention

2016 Nolan Dowling, LS; Chris Johnson, DT; Leverick Johnson, DB; Joel Iyiegbuniwe, LB; T.J. McCollum, LB; Skyler Simcox, K
2015 Jared Dangerfield, WR; Nolan Dowling, LS; Prince Charles Iworah, DB; T.J. McCollum, LB; Jontavius

GENERAL

HILLTOPPERS

2016 REVIEW

HISTORY

UNIVERSITY

OPPONENTS



- Morris, DL; Nicholas Norris, WR
 2014 Forrest Lamp, OL; Mitchell Henry, TE; Taywan Taylor, WR; Nick Holt, LB; Cam Thomas, DB; Garrett Schwettman, K; Nolan Dowling, LS

All-Freshman

- 2016 Quinton Baker, RB
 2015 Jake Collins, P; Dennis Edwards, OL; D'Andre Ferby, RB
 2014 Brandon Ray, OL; Derik Overstreet, DL; Kylen Towner, PR

ALL-SUN BELT CONFERENCE**First Team**

- 2013 Antonio Andrews, RB; Bar'ee Boyd, DL
 Xavius Boyd, LB; Jonathan Dowling, DB
 Luis Polanco, OL; Cam Thomas, DB
 2012 Antonio Andrews, RB/AP; Jack Doyle, TE
 Adam Smith, OL; Quanterus Smith, DL
 Andrew Jackson, LB; Jonathan Dowling, DB
 2011 Bobby Rainey, RB; Andrew Jackson, LB
 Wes Jeffries, OL
 2010 Bobby Rainey, RB

Second Team

- 2013 Andrew Jackson, LB
 2012 Antonio Andrews, KR/PR
 2011 Jack Doyle, TE; Adam Smith, OL
 Derrius Brooks, DB; Quanterus Smith, DL
 2010 Thomas Majors, LB
 2009 Bobby Rainey, RB/AP

Honorable Mention

- 2013 Forrest Lamp, OL; Willie McNeal, WR
 2012 Jamarcus Allen, DL; Kawaun Jakes, QB
 2011 Bo Adebayo, DL; Jared Clendenin, DL
 2010 Mychal Patterson, OL; Orlando Misaalefua, LB
 2009 Jake Gaebler, WR; Jeremy Moore, P

PHIL STEELE'S ALL-CONFERENCE TEAMS**First Team**

- 2016 Keith Brown, LB; Nacarius Fant, PR; Max Halpin, OL; Forrest Lamp, OL; Branden Leston, DB; Taywan Taylor, WR;
 2015 Brandon Doughty, QB; Nick Holt, LB; Forrest Lamp, OL; Taywan Taylor, WR
 2013 Antonio Andrews, RB; Bar'ee Boyd, DL
 Xavius Boyd, LB; Jonathan Dowling, DB
 Andrew Jackson, LB; Luis Polanco, OL
 Cam Thomas, DB
 2012 Antonio Andrews, RB; Antonio Andrews, PR
 Jonathan Dowling, DB; Jack Doyle, TE
 Andrew Jackson, LB; Adam Smith, OL
 Quanterus Smith, DL
 2011 Andrew Jackson, LB; Wes Jeffries, OL
 Bobby Rainey, RB; Adam Smith, OL
 2010 Bobby Rainey, RB; Thomas Majors, LB

Second Team

- 2016 Omarius Bryant, DL; Nicholas Norris, WR; Kylen Towner, KR; Anthony Wales, RB; Darrell Williams, OL
 2015 Tyler Higbee, TE; Garrett Schwettman, PK
 2014 Brandon Doughty, QB; Leon Allen, RB; Jared Dangerfield, WR; Cameron Clemmons, OL; Nick Holt, LB
 2013 Tyree Robinson, DB

- 2011 Hendrix Brakefield, P; Derrius Brooks, DB
 Jack Doyle, TE; Kareem Peterson, DB
 Quanterus Smith, DL

- 2010 Wes Jeffries

Third Team

- 2016 Joe Brown, DB; Jake Collins, P; Joel Iyiegbuniwe, LB; Chris Johnson, DL; Mike White, QB
 2015 Jared Dangerfield, WR; Anthony Wales, RB
 2014 Taywan Taylor, WR; Forrest Lamp, OL
 2012 Jamarcus Allen, DL; Antonio Andrews, KR
 2011 Sean Conway, OL; John Evans, KR
 2010 Tyree Robinson, DB; Quanterus Smith, DL

ALL-GATEWAY FOOTBALL CONFERENCE**First Team**

- 2006 Curtis Hamilton, WR; Marion Rumph, FS
 2005 Chris James, PK; Erik Losey, OL
 Lerron Moore, RB; Marion Rumph, FS
 Antonio Thomas, CB
 2004 Buster Ashley, OL; Brian Claybourn, P
 Deonté Smith, ILB; Charles Thompson, ILB
 Antonio Thomas, CB
 2003 Buster Ashley, OL; Jeremy Chandler, CB
 Brian Claybourn, P; Erik Dandy, LB
 Matt Lange, PK; Karl Maslowski, LB
 Casey Rooney, WR; Antonio Veals, RS
 Daniel Withrow, OL
 2002 Buster Ashley, OL; Jeremy Chandler, DB
 Sherrod Coates, LB; Chris Price, OL

AL ALMOND MEMORIAL AWARD

The Al Almond Memorial Award is given in honor of longtime Bowling Green Optimist Club member Al Almond to recognize the Hilltopper athlete who most reflects Mr. Almond's devotion to character, personality, loyalty, ability, service and love of fellow man.

1968	Walt Heath, DT	1992	Mark Lamberth, C
1969	Johnny Vance, QB	1993	Robert Jackson, WR
1970	Bill Hape, LB	1994	Ty Koon, OL
1971	Jimmy Barber, LB	1995	Stephon Benford, OL
1972	Andrew Francis, DB	1996	Andy McLeod, TE
1973	Leo Peckenpough, QB	1997	Kenny Martray, DT
1974	John Humphrey, OG	1998	Willie Taggart, QB
1975	Ray Henderson, OG	1999	Todd Sorrell, OT
1976	Dave Carter, C	2000	Melvin Wisham
1977	Chip Carpenter, OG	2001	Keith Brooks, RB
1978	Reginald Hayden, BB	2002	Patrick Reynolds, DL
1979	Chuck DeLacey, LB	2003	Jeremy Chandler, CB
1980	Pete Walters, OG	2004	Ryan Thomas, OL
1981	Barry Bumm, FS	2005	Bill Hewig, OL
1982	Tom Fox, DE	2006	Ross Dickens, DL
1983	Walter York, BB	2007	Clay Stephens, DB
1984	Tim Mooney, DE	2008	Jared Johnson FB
1985	Rick Denstorff, C	2009	Tyrell Hayden, RB
	Alan Mullins, FL	2010	Preston King, OL
1986	Pat McKenzie, RB	2011	Jared Clendenin, DL
1987	Darnell Martin, SS	2012	Jack Doyle, TE
1988	Pedro Bacon, FB	2013	Antonio Andrews, RB
1989	Troy Dowdy, FB	2014	Willie McNeal, WR
1990	Scott Campbell, QB	2015	Brandon Doughty, QB
1991	Tony Garner, NG	2016	Forrest Lamp, OL



OHIO VALLEY ALL-TIME TEAMS

40th Anniversary Team

Lawrence Brame, DE	1967-70
Jim Burt, HB	1961-64
Chip Carpenter, OG	1973-77
David Carter, C	1973-76
Jimmy Feix, QB	1949-52
Dale Lindsey, FB	1963-64
Virgil Livers, DB	1971-74
Marvin Satterly, G	1950-53
Keith Tandy, DE	1973-76

Patrick Reynolds, DL; Antonio Veals, DB

2001	Sherrrod Coates, LB; Erik Dandy, LB Joseph Jefferson, DB; Mel Mitchell, DB Chris Price, OL; Patrick Reynolds, DL
------	--

Second Team

2006	Dusty Bear, DL; Blake Boyd, LB Andre Lewis, LB; Chris Sullivan, OL
2005	Deion Holts, LB; Dennis Mitchell, RS Daniel Williams, DL
2004	Justin Haddix, QB; Erik Losey, OL Lerron Moore, RB; Joe Woolridge, DL
2003	Chad Kincaid, DL; Anthony Oakley, OL Charles Thompson, LB
2002	Erik Dandy, LB; Jon Frazier, RB Daniel Withrow, OL
2001	Buster Ashley, OL; Brian Claybourn, P Peter Martinez, PK; Kyle Moffatt, DB Daniel Withrow, OL

Honorable Mention

2006	Justin Haddix, QB; Chris James, PK Dennis Mitchell, RS; Lerron Moore, RB
2005	Justin Haddix, QB; Charles Phillips, DL Greg Ryan, OL
2004	Dennis Mitchell, RS; Marion Rumph, DB Brandon Smith, LB; Ryan Thomas, OL
2003	Carl Birts, DB; Shannon Hayes, WR Lerron Moore, RB
2002	Brian Claybourn, P; Jon Drummond, LB Peter Martinez, PK; Jason Michael, QB
2001	Jon Drummond, LB; Joseph Jefferson, RS DeWayne Gallishaw, RB; Donte Pimpleton, QB

GATEWAY ALL-NEWCOMER TEAM

2006	Blake Boyd, OLB; Rashad Etheridge, CB Jake Gaebler, WR; Andrew McCloud, RB
2005	Andrew Campbell, OL; Chris McConnell, OL Jenkins Reese, ILB
2004	Erik Losey, OL; Brian Porter, RB Marion Rumph, FS; Daniel Williams, DL Joe Woolridge, DL
2003	Justin Haddix, QB; Lerron Moore, RB Anthony Oakley, OL; Charlie Phillips, DL Brandon Smith, LB
2002	Jeremi Johnson, FB; Casey Rooney, WR
2001	Buster Ashley, OL; Brian Claybourn, P

Half Century Team

Lawrence Brame, DE	1967-70
Jim Burt, HB	1961-64
Chip Carpenter, G	1974-77
David Carter, C	1973-76
Rick Green, LB	1972-75
Dale Lindsey, FB	1963-64
Virgil Livers, DB	1971-74
Dickie Moore, FB	1965-68
Marvin Satterly, G	1950-53

I-AA INDEPENDENT ALL-STAR TEAM

First Team

1998	Willie Taggart, QB (OPOY); Patrick Goodman, OL Andy Hape, OL; Willie Taggart, QB Delvechio Walls, RS
1997	Patrick Goodman, OL; Bryan Heyward, DT Joey Stockton, RS
1996	Antwan Floyd, TB; Trae Hackett, LB Joey Stockton, RS

Second Team

1998	Bryan Daniel, RS; Trae Hackett, LB
1997	Andy Hape, OL; Ron Kelly, LB Joey Stockton, RS; Willie Taggart, QB
1996	Turner Goodwin, OL; Mike Mills, DB Joey Stockton, PR

ALL-OHIO VALLEY CONFERENCE

First Team

2000	DeWayne Gallishaw, RB; Peter Martinez, PK Chris Price, OL; Bobby Sippio, DB Melvin Wisham, LB
1999	Patrick Goodman, C; Bobby Sippio, DB Rod Smart, RB; Melvin Wisham, LB Ben Wittman, DE
1981	Barry Bumm, FS; Donnie Evans, DE Paul Gray, LB; John Newby, SE
1980	Barry Bumm, DB; Donnie Evans, DE Ray Farmer, P; Jerry Flippin, SE Ricky Gwinn, TE; Lamont Meacham, DB Phil Rich, OT; Troy Snardon, RB; Pete Walters, G
1979	Jeff Alsup, G; Carl Estelle, BB Tim Ford, DE; Ricky Gwinn, TE John Hall, QB; Eddie Preston, SE
1978	Carl Brazley, CB; John Hall, QB Reginald Hayden, BB; Eddie Preston, SE Tony Towns, DE
1977	Chip Carpenter, G; Biff Madon, LB Tony Towns, DT
1976	Chip Carpenter, G; Biff Madon, LB Keith Tandy, DE; Jimmy Woods, TB
1975	Sheroid Barrett, OT; Chip Carpenter, G Rick Green, LB; Walt Herod, P John Leathers, DB; Keith Tandy, DE
1974	John Bushong, DT; David Carter, C Rick Green, LB; John Humphrey, G Virgil Livers, DB; Keith Tandy, DE
1973	John Bushong, DT; Clarence Jackson, TB Charlie Johnson, P; Mike McCoy, DB Bob Morehead, DB; David Nollner, G



	Lonnie Schuster, DT; Aundra Skiles, LB Porter Williams, SE
1972	Andrew Francis, DB; Clarence Jackson, TB Mike McCoy, D; Brad Watson, DE
1971	Jim Barber, LB; Terry Kokinda, OT Bob Morehead, DB; Leo Peckenpough, QB Bill Sykes, C; Terry Thompson, DT
1970	Jim Barber, LB; Lawrence Brame, DE Jay Davis, SE; Dennis Durso, G Bill "Jelly" Green, DB; Steve Wilson, PK
1969	Johnny Vance, QB; Lawrence Brame, DE Bill "Jelly" Green, DB
1968	Lawrence Brame, DE; Walt Heath, T
1967	Roy Bondurant, G; Jim Garrett, HB Walt Heath, T; Allan Hogan, C Dickie Moore, FB; Larry Watkins, T
1966	Wes Simpson, E
1965	Dickie Moore, FB
1964	Stan Napper, E; Ed Crum, G Jim Burt, HB; Dale Lindsey, FB; Pat Counts, HB
1963	John Mutchler, E; Harold Chambers, T Joe Bugel, G; Jim Burt, HB; Dale Lindsey, FB
1961	Jim Hughes, E
1960	Herb Wassom, G
1959	Herb Wassom, G
1958	Larry Nutter, T; Jim "Yogi" Hardin, G
1957	Bill Holt, E; Jim "Yogi" Hardin, G
1955	Vernon Wilson, G; Bill Strawn, C
1954	Walt Apperson, E; Tom Patterson, C
1953	Bill Ploumis, E; Marvin Satterly, G Arnie Oaken, C; Gene McFadden, FB Max Stevens, HB
1952	R.E. Simpson, E; Marvin Satterly, G Jimmy Feix, QB; Gene McFadden, FB Max Stevens, HB
1951	Marvin Satterly, G; Lawrence Gilbert, C Jimmy Feix, QB
1950	Hoyte Threet, T; Roy Hina, G
1949	Frank Wallheiser, E
1948	Frank Wallheiser, E; Jim Pickens, QB

Second Team

2000	Sherrad Coates, LB; Joseph Jefferson, DB Mel Mitchell, DB
1999	Bobby Sippio, RS; Mel Mitchell, LB
1964	Ken Waller, E; Hugh Sturgeon, T
1963	Bobby Westmoreland, C (2nd Team)

Honorable Mention

1963	John Burt, B; Eddie Crum, G; Bob Gebhart, T; Sharon Miller, B; Stan Napper, E
------	--

ALL-KY INTERCOLLEGIATE ATHLETIC CONFERENCE

1941	Jimmy Salato, QB
1937	Clarence Caple, C; Joe Cook, G
1936	Clarence Caple, C; Joe Cook, G; Glenn Williams
1935	Clarence Caple, C

ALL-KENTUCKY

First Team

1940	Howard "Tip" Downing, E; Vernon Dulaney Back Johnny Taylor, G; Leslie Van Meter, T
1937	Clarence Caple, C; Joe Cook, G
1936	Clarence Caple, C; Joe Cook, G; Max Reed
1935	Max Reed
1934	Roy Cobb, E; Leo Yeksigian
1933	Harry Booker, HB
1931	Carroll Broderick, HB; Dillard Martin, C
1930	Rupert Cummings, G
1929	Rupert Cummings, T; Ed Stansbury, E
1928	Turner Elrod, FB; Paul Taylor, T; Lynn Williams, B

Second Team

1933	Wilfred Ausley, T; Roy Cobb, E
1929	Dillard Martin, C; Alton Wicker, T

Honorable Mention

1931	Clarence Mayhew, G
1930	Leroy Elrod, FB



RETIRED HILLTOPPER JERSEYS

The great names to wear a Hilltopper uniform or roam the sidelines as a coach during the history of Hilltopper football are numerous. However, only four have been recognized with a jersey retired in their honor. All-America quarterback - and later head coach - Jimmy Feix was the first to receive the honor. In fact, his number 66 is the only number officially removed from circulation. Following his playing days in the late 90's, Willie Taggart joined Feix with a retired jersey hung outside Houchens Industries - L.T. Smith Stadium.



#1

Willie Taggart (1995-98)
Retired: Oct. 23, 1999

Taggart ended his career not only as the school's all-time leading rusher with 3,997 career yards, but as the leader among all Division I quarterbacks. He was a two-time finalist for the Walter Payton Award, given to the top offensive player in NCAA Football Championship Subdivision.

Following his playing career, Taggart remained on The Hill as an assistant coach from 1999-2006. After three seasons as an assistant coach at Stanford, Taggart returned to WKU in 2009 to become head coach. He remained in that role until 2012 after leading the team to consecutive 7-5 seasons in 2011 and 2012 and the school's first ever FBS bowl game appearance following the 2012 season.



#44

Dale Lindsey (1963-64)
Retired: Sept. 15, 2007

A two-time All-OVC pick, Dale Lindsey earned All-America honors as a linebacker in 1964 and was named to the All-Time OVC Team in 1998.

In 1963, Lindsey was a major factor in the Hilltoppers' undefeated season which concluded with a Tangerine Bowl victory. Lindsey was drafted in the seventh round of the 1965 NFL Draft by the Cleveland Browns, where he played from 1965 to 1972. He signed with New Orleans to play his final season in 1973.

Following his professional playing career, Lindsey coached for several NFL, CFL and USFL teams. In 1988, Lindsey worked with Head Coach Forrest Gregg at SMU to revitalize the program after the infamous 'Death Penalty' sentence. Lindsey was named the head coach at the University of San Diego prior to the 2013 season.



#24

Virgil Livers (1971-74)
Retired: Oct. 20, 2001

One of the most explosive players in school history, Livers ranks among the top six all-time on The Hill in both interceptions and punt return yards.

Livers' career 250 interception return yards are No. 2 all-time and his 24.6 yards per interception return in 1974 and 19.2 career yards per interception return remain school records.

Livers was drafted by the NFL's Chicago Bears in the fourth round of the 1975 NFL Draft where he remained until he concluded his professional career in 1979. Livers appeared in 68 games, starting 60, over his career with Chicago. He also spent time with the Chicago Blitz of the USFL.



#66

Jimmy Feix (1949-52)
Retired: 1999

The first Hilltopper All-American in 1952, Jimmy Feix is also WKU's winningest head coach, leading the Hilltoppers to 106 victories from 1968-83.

Feix led WKU to winning seasons in his first eight seasons as the head coach, still the longest streak of consecutive winning seasons by one head coach in school history. Under Feix, WKU won a pair of Grantland Rice bowl games, finished as the NCAA II national runner up twice and won six Ohio Valley Conference championships.

A member of the inaugural class of the WKU Athletic Hall of Fame in 1991, Feix was also selected to the Ohio Valley Conference 40th Anniversary Team in June 1988. Prior to the 1991 campaign, the field inside Houchens Industries-L.T. Smith Stadium was named 'Feix Field' in his honor. He passed away on October 5, 2014. WKU won its next home game, against ODU, and scored 66 points, Feix's number, in the process.



IN THE DRAFT

Player	Rd	Pk	Team
2017			
Forrest Lamp	2	38	Los Angeles Chargers
Taywan Taylor	3	71	Tennessee Titans
2016			
Tyler Higbee	4	110	Los Angeles Rams
Brandon Doughty	7	223	Miami Dolphins
Prince Charles Iworah	7	249	San Francisco 49ers
2014			
Andrew Jackson	6	203	Indianapolis Colts
Jonathan Dowling	7	247	Oakland Raiders
2013			
Quanterus Smith	5	146	Denver Broncos
2003			
Jeremi Johnson	4	118	Cincinnati Bengals
2002			
Joseph Jefferson	3	74	Indianapolis Colts
Mel Mitchell	5	150	New Orleans Saints
1992			
Milton Biggins	12	321	Miami Dolphins
1990			
Jerome Martin	10	269	Green Bay Packers
Webbie Burnett	11	287	New Orleans Saints
1988			
David Smith	8	207	Philadelphia Eagles
1984			
Paul Gray	10	264	New Orleans Saints
1983			
Davlin Mullen	8	217	New York Jets
1982			
Lamont Meacham	11	280	Baltimore Colts
1980			
Eddie Preston	11	301	Houston Oilers
1977			
David Carter	6	165	Houston Oilers
1976			
Rick Caswell	13	360	New York Giants
1975			
Virgil Livers	4	83	Chicago Bears
John Bushong	8	184	Baltimore Colts
1974			
Mike McCoy	8	183	Houston Oilers
Clarence Jackson	16	395	New York Jets
1973			
Isaac "Ike" Brown	8	186	New England Patriots
1971			
Billy Green	15	378	Cleveland Browns
Lawrence Brame	16	407	St. Louis Cardinals
Sam Pearson	17	432	Cincinnati Bengals
1965			
Dale Lindsey	7	97	Cleveland Browns
Jim Burt	10	134	Los Angeles Rams
	15	116	New York Jets (AFL)
1956			
Bill Strawn	28	329	Philadelphia Eagles
1950			
Frank Wallheiser	12	151	Chicago Cardinals

IN THE NFL, AFL AND CFL

The below list is updated in early summer and may not reflect changes which occurred prior to or during camps.

Antonio Andrews (2010-13) Tennessee Titans 2014-16	Malcolm Darden (1986-87) Cincinnati Bengals 1988
Milton Biggins (1989-91) Miami Dolphins 1992	Stevie Donatell (2016) <i>Seattle Seahawks 2017-Pres.</i>
Roy Bondurant (1964-67) St. Louis Cardinals 1968	Brandon Doughty (2013-15) <i>Miami Dolphins 2016-Pres.</i>
Billy Booker (1958-61) Buffalo Bills 1962	Jonathan Dowling (2012-13) Oakland Raiders 2014 Miami Dolphins 2015 <i>Buffalo Bills 2016-Pres.</i>
Xavius Boyd (2010-13) Baltimore Ravens 2014 Buffalo Bills 2014	Jack Doyle (2009-12) Tennessee Titans 2013 <i>Indianapolis Colts 2013-Pres.</i>
Lawrence Brame (1967-70) St. Louis Cardinals 1971	Darryl Drake (1975, 1977-78) Washington Redskins 1979 Ottawa Roughriders 1981 Cincinnati Bengals 1983
Carl Brazley (1976-79) Buffalo Bills 1983 Minnesota Vikings 1986 San Diego Chargers 1987	James Edwards (1984-87) Miami Dolphins 1988
Derrius Brooks (2007-11) Cincinnati Bengals 2012 Calgary Stampeders 2012-13 New Orleans Saints 2014 Tampa Bay Buccaneers 2014 Saskatchewan Roughriders 2016 Hamilton Tigercats 2016	Donnie Evans (1979-81) Seattle Seahawks 1982
Tony Brown (1987-88) Seattle Seahawks 1989	George Fant (2015) <i>Seattle Seahawks 2016-Pres.</i>
Ike Brown (1968) Montreal Alouettes 1972 New England Patriots 1973	Ray Farmer (1977-80) St. Louis Cardinals 1981
Omarius Bryant (2015-16) Baltimore Ravens 2017 <i>Los Angeles Rams 2017-Pres.</i>	Jimmy Feix (1949-52) New York Giants 1953
Stuart Bundy (1982-85) New Orleans Saints 1990	Tyler Ferguson (2016) <i>Tennessee Titans 2017-Pres.</i>
Jim Burt (1961-64) Los Angeles Rams 1965	Ronnie Fishback (1980-83) Cleveland Browns 1985
John Bushong (1971-74) Baltimore Colts 1975 Dallas Cowboys 1976 New York Giants 1976 Baltimore Colts 1979 San Diego Chargers 1980	Tom Fox (1979-82) Denver Broncos 1983
David Carter (1973-76) Houston Oilers 1977-84 New Orleans Saints 1984-85	Eddie Godfrey (1988-90) Tampa Bay Buccaneers 1991
Rick Caswell (1973-75) New York Giants 1976	Antwane Grant (2014-15) Cincinnati Bengals 2016 <i>Saskatchewan Roughriders 2017-Pres.</i>
Harold Chambers (1962-63) San Francisco 49ers 1964	Paul Gray (1980-83) New Orleans Saints 1984 New York Jets 1986 Atlanta Falcons 1987
Brian Claybourn (2001-04) San Diego Chargers 2005	Bill "Jelly" Green (1967-70) Cleveland Browns 1971
Cam Clemmons (2011-14) San Diego Chargers 2015	Anthony Green (1988-89) Cincinnati Bengals 1990 San Francisco 49ers 1991
Dan Cline (2004-08) Cincinnati Bengals 2009	Ricky Gwinn (1977-80) Dallas Cowboys 1981
Sherrod Coates (1999-2002) Cleveland Browns 2003-05	Curtis Hamilton (2004-07) Chicago Bears 2008 New Orleans Saints 2008
Jared Dangerfield (2014-15) New Orleans Saints 2016	Mitchell Henry (2011-14) Denver Broncos 2015 Green Bay Packers 2015-16 Baltimore Ravens 2016

Tyler Higbee (2012-15) <i>Los Angeles Rams 2016-Pres.</i>	
Glenn Holt (1987) Miami Dolphins	1989
Ron Hunter (1979-82) Cincinnati Bengals	1983
P. Charles Iworah (2012-15) <i>San Francisco 49ers 2016-Pres.</i>	
Andrew Jackson (2010-13) Indianapolis Colts	2014
Clarence "Jazz" Jackson (1970-73) New York Jets	1974-76
Robert Jackson (1990-94) Minnesota Vikings	1995
Joseph Jefferson (1998-2001) Indianapolis Colts	2002-05
Jeremi Johnson (2002) Cincinnati Bengals	2003-07, 2009
Mark Johnson (1985-86) New York Jets Cincinnati Bengals	1987 1987
Kadeem Jones (2010-13) St. Louis Rams	2014
Xavier Jordan (1985, 1987-89) Seattle Seahawks	1990
Forrest Lamp (2013-16) <i>Los Angeles Chargers 2017-Pres.</i>	
Dale Lindsey (1963-64) Cleveland Browns	1965-73
Virgil Livers (1971-74) Chicago Bears	1975-81
Biff Madon (1974-77) Dallas Cowboys	1978
Jerome Martin (1988-89) Green Bay Packers	1990
Mike McCoy (1970-73) Houston Oilers Los Angeles Rams	1974 1974
Lamont Meacham (1978-81) Baltimore Colts	1982
Mike Miller (1979-82) Houston Oilers Atlanta Falcons	1983 1984
Mel Mitchell (1999-2001) New Orleans Saints New England Patriots	2002-05 2006-07
Tim Mooney (1983-84) New York Jets Philadelphia Eagles	1985 1987
Davlin Mullen (1979-82) New York Jets	1983-86
John Mutchler (1963) Cleveland Browns	1964
John Newby (1980-82) New England Patriots Buffalo Bills Miami Dolphins	1983 1983 1984
Anthony Oakley (2003) Cleveland Browns Chicago Bears	2003 2005-07

Keith Paskett (1983-86) Green Bay Packers	1987-88
Eddie Preston (1976-79) Houston Oilers	1980
Bobby Rainey (2007-11) Baltimore Ravens Cleveland Browns Tampa Bay Buccaneers New York Giants	2012 2013 2013-15 2016
Phil Rich (1977-80) Dallas Cowboys New York Jets	1981 1982
Greg Ryan (2004-08) Baltimore Ravens	2009
Robert "Bubber" Simpson (1949-52) New York Giants	1953
Bobby Sippio (1999-2001) Miami Dolphins Kansas City Chiefs	2004 2007
Rod Smart (1997-99) San Diego Chargers Philadelphia Eagles Carolina Panthers Oakland Raiders	2000 2001-02 2002-05 2006
Adam Smith (2009-12) Tampa Bay Buccaneers	2013
David Smith (1987) Philadelphia Eagles Dallas Cowboys	1988 1989
Quanterus Smith (2009-12) Denver Broncos New York Jets Jacksonville Jaguars Detroit Lions	2013-14 2015 2015 2016
Troy Snardon (1978-81) Detroit Lions	1982
Bill Strawn (1953-56) Philadelphia Eagles	1956
Taywan Taylor (2013-16) <i>Tennessee Titans 2017-Pres.</i>	
Dean Tiebout (1986-88) New York Giants	1989
Cam Thomas (2011-14) Buffalo Bills	2015
Brad Todd (1977-80) New Orleans Saints	1985
Tony Towns (1976-78) Houston Oilers	1979
Frank Wallheiser (1946-49) Chicago Cardinals	1950
Steve Walsh (1985-87) Philadelphia Eagles New York Jets	1988 1989
Pete Walters (1977-80) Atlanta Falcons Philadelphia Eagles	1981 1987
Riley Ware (1988-89) Detroit Lions	1991
Brad Watson (1969-72) Washington Redskins Tampa Bay Buccaneers	1974 1976-77

Jonathan Watts (1988-89) Seattle Seahawks	1990
Darrell Williams, Jr. (2013-16) <i>San Francisco 49ers 2017-Pres.</i>	
Ben Wittman (1996-99) Baltimore Ravens	2000
Harold Wright (1984-87) San Francisco 49ers	1988

COACHES

Joe Bugel (1960-63) Detroit Lions Houston Oilers Washington Redskins Phoenix Cardinals Oakland Raiders San Diego Chargers	1975-76 1977-80 1981-82 AHC, 1983-89; 2004-09 HC, 1990-93 1995-96 HC, 1997 1998-01
Romeo Crennel (1966-69) New York Giants New England Patriots New York Jets Cleveland Browns Kansas City Chiefs Houston Texans	1981-92 1993-96 DC, 2001-04 1997-99 DC, 2000 HC, 2005-08 DC, 2010-12 Head Coach, 2013 DC, 2014-16 AHC/DC, 2017-Pres.
Darryl Drake (1975, 1977-78) Chicago Bears Arizona Cardinals	2004-12 2013-Pres.
Dale Lindsey (1963-64) Green Bay Packers New England Patriots Tampa Bay Buccaneers San Diego Chargers Washington Redskins Chicago Bears, NFL	1986-87 1990 1991 1992-96 DC, 2002-03 1997-98, 2004-06 1999-01
Jason Michael (1999-2002) Oakland Raiders New York Jets San Francisco 49ers San Diego Chargers Tennessee Titans	2005 2006-07 2009 2010-13 OC, 2014-15 2016-Pres.

GENERAL

HILLTOPPERS

2016 REVIEW

HISTORY

UNIVERSITY

OPPONENTS

A

Abell, Raphael, 1941-42, 1946
 Abts, Mike (49), Green Bay, Wis., 1997
 Adams, Bernie (36), Lexington, Ky., 1997
 Adams, Bryan (38), Gallatin, Tenn., 2002
 Adams, Eric (59), Louisville, Ky., 1993-96
 Adams, Lucian, 1936-37
 Adams, Steve (39), Greenville, Ky., 1997-99
 Adebayo, Bo (90), Lawrenceville, Ga., 2009-11
 Adkins, Jeff (55), Somerville, Ohio, 1989
 Aikens, Austin (85), Tampa, Fla., 2012
 Alcineus, Caleb (48), Ft. Lauderdale, Fla., 1996-97
 Allen, Cedric (8,12), Comer, Ga., 1996-97
 Allen, Jamarcus (43), Orlando, Fla., 2009-12
Allen, Leon (33), Bradenton, Fla., 2012-14
 Alm, Lance (83, 49), Orland Park, Ill., 1985, 1987
 Alsop, Jeff (76), Goodlettsville, Tenn., 1976-79
 Anderson, Don "Andy" (54), Knoxville, Tenn., 1957-59
 Anderson, Barry (76), Nashville, Tenn., 1983-86
 Anderson, Karl (75), Mayfield, Ky., 1972-75
 Anderson, Kyle (96), Bloomington, Minn., 2007-08
 Anderson, Ricky (16), Ft. Lauderdale, Fla., 1979
 Andrews, Antonio (5), Fort Campbell, Ky., 2010-13
 Andrews, Chris (77), London, Ky., 1991
 Anthony, Shelley (58), Fairburn, Ga., 2008-09
 Anthony, Vincel (25), Louisville, Ky., 1985-88
 Antone, Ralph (11), McMurray, Pa., 1979-82
 Apperson, Walt, Mayfield, Ky., 1951-54
 Arcadi, Matt (83), Bradenton, Fla., 1998
 Armstrong, David (10), Nashville, Tenn., 1985-88
 Armstrong, K.C. (22, 19), Port Jefferson, N.Y., 1994-97
 Arnold, Dallas, Louisville, Ky., 1941-42, 1946
 Arnold, Joe (33), Decatur, Ga., 1985-88
 Arnold, Kenneth, Louisville, Ky., 1946-49
 Arnold, Paul, 1975
 Arnold, Ray (88, 77), Florence, Ky., 1996-99
 Ashley, Buster (71), Owensboro, Ky., 2001-04
 Astree, Rodney (95), Chicago, Ill., 1986
 Atkinson, Jim (32), Auburn, N.Y., 1975-76
 Atwood, Darryl (95), Austin, Texas, 1987
 Atwood, Tom (77), Princeton, Ky., 1964-67
 Aurs, Jim, 1953-54
 Ausley, Wilfred (69), 1931-33
 Austin-Bruce, K.J. (33), Louisville, Ky., 2007
 Ayers, Blake (18, 80), 2009-10

B

Babb, Gary (62), Auburn, Ky., 1984
 Babik, Jarrod (30), Walton, Ky., 2009
 Bacon, Pedro (23), Paducah, Ky., 1986-88
 Bagby, Rod (50), Covington, Ky., 1955-58
 Baggett, Lemore, 1933-34
 Bailey, David (11), Glasgow, Ky., 1983, 1986
 Bailey, Korentheus (54), Lula, Ga., 2009
 Baird, Andy (57), Hendersonville, Tenn., 1992, 1994
 Baird, Joe, Mt. Carmel, Ill., 1963-65
 Baisch, Nick (42), Louisville, Ky., 2010-13
 Baker, Brock (47, 30), Bolivar, Mo., 1998-2001
 Baker, Clarence "Stumpy" (52), Portsmouth, Va., 1956-59
 Baker, James, 1935-37
Baker, Quinton (3), Ashland, Ky., 2016
 Baker, Randolph, 1929-30
 Baldwin, Dan, 1928-29
 Ballowe, Tommy (23), Paducah, Ky., 1967-68
 Banks, Shawn (45), Gallatin, Tenn., 1992
 Barber, Jim (55), Portland, Tenn., 1969-71
 Barber, Tony (82), Bowling Green, Ky., 1986
 Bare, Steve (82), Owensboro, Ky., 1967-68
 Bariola, John, 1961-62
 Barnes, Dewey, 1921-23, 1925
 Barnes, Greg (32), Prospect, Ky., 1980-81
 Barrett, Kenny, Princeton, Ky., 1954-57

Barrett, Sheroid (86, 79), Barnesville, Ga., 1972, 1974-75
 Bartholomew, Doug (12), Lexington, Ky., 1976-77
 Barwick, John "Woody", Oak Ridge, Tenn., 1961-62
 Basham, Gus, 1920
 Bates, Anthony (35, 32), Milan, Mich., 2001-02
 Bates, Floyd, 1923-24
 Bates, Philip (41), Nolensville, Tenn., 2005
 Batsel, J.C., 1936-37
 Battle, Tom, Birmingham, Ala., 1949
 Baud, Nelson (49), 1930-32
 Baughman, Darius (36), Danville, Ky., 2007, 2009
 Beam, Earl, 1929-31
 Bean, Lewis "Red", 1947-49
 Bear, Dusty (53), Osprey, Fla., 2004-07
 Beard, Craig (88, 51), Campbellsville, Ky., 1975-77
 Beard, Ryan (15), Bowling Green, Ky., 2008, 2010-11
 Belcher, Jon (92), Somerset, Ky., 2007-08
 Bell, Arthur, 1914-15, 1920
 Bender, Jeff (17), Tampa, Fla., 1981-82
 Benford, Stephon (48), Louisville, Ky., 1992-95
 Bennett, Kirby (83), Maysville, Ky., 1976, 1978-79
 Bennett, Marc (91), Nicholasville, Ky., 1991-92
 Bennett, Maurice (78), Madison, Miss., 2013-15
 Benoit, Sheldon (40), Toronto, Ontario, 1992-94
 Bereiter, Tim (77), Zion, Ill., 1977-80
 Bergholtz, Jeff, 1982
 Berthold, Dudley, Louisville, Ky., 1960-61
 Berthold, Sonny, Louisville, Ky., 1953-55
Bertram, Daeshawn (54), Louisville, Ky., 2014-16
 Best, Buzzy, 1960-62
 Bethel, Reggie (9), Louisville, Ky., 1996-97, 1999
 Betz, Dave (89), Cincinnati, Ohio, 1976-77
 Bibich, George, 1936-38
 Biggins, Milton (84, 86), Chicago, Ill., 1989-91
 Biggs, Steve (72), Newburgh, Ind., 1982-83
 Billups, Robin (20), Athens, Ga., 1984
 Billyeu, Bob, Bowling Green, Ky., 1950-53
 Binford, Corey (37), Louisville, Ky., 1992-95
 Binkley, Jack, Bellevue, Ky., 1951-52
 Bird, Tom, 1965-66
 Birts, Carl (23), Okeechobee, Fla., 2000-03
 Bixler, Brian (61), Delaware, Ohio, 1993-95
 Black, K.J. (7), Louisville, Ky., 2007
 Blackburn, Glenn (85), Greenville, Ky., 1962
 Blackburn, Mark (87, 64), Cobb, Ky., 1978-80
 Blanton, Owen, Shelbyville, Tenn., 1949-51
 Boeckmann, Rick (14), Louisville, Ky., 1992-94
 Bogdon, William, 1950
 Bondurant, Roy (67), Frankfort, Ky., 1964-67
 Booker, Marell (41, 20), Louisville, Ky., 2007-09
 Booker, Pete (34), 1931-33
 Booker, Billy (32), Franklin, Ky., 1958-61
 Boone, Dan, 1925-26
 Boone, Winton (47), Corbin, Ky., 1959-61
 Botto, M.M., 1924
 Bowden, Hal (29), Gallatin, Tenn., 1999-2000
 Bowling, Harry, 1939-41
 Bowling, Joey, 1977
 Boyd, Bar'ee (40), St. Petersburg, Fla., 2010-13
 Boyd, Blake (6), Madisonville, Ky., 2006-08
 Boyd, Xavius (13), St. Petersburg, Fla., 2010-13
 Boyer, Dustin (16), Mount Vernon, Ind., 2007-09
 Bradford, Bob (25), Bellevue, Ky., 1956-59
 Bradley, Maurice (42), Mansfield, Ohio, 2001-03
 Bradley, Mike (67), Louisville, Ky., 1983-84
 Bradshaw, Sam, 1929
 Brady, Terry (3), Ft. Myers, Fla., 1990-91
 Brakefield, Hendrix (99), Nashville, Tenn., 2010-13
 Brame, Lawrence (83, 78), Hopkinsville, Ky., 1967-70
 Brand, Boe (18), Bradenton, Fla., 2011-12
 Branham, Estill "Eck", 1934-36

Brantley, Jerry, Morganfield, Ky., 1954-56
 Brazley, Carl (23), Louisville, Ky., 1976-79
 Brewer, Evan (48, 47), Bowling Green, Ky., 2004-07
 Brewer, Jerry (48), Paducah, Ky., 1955-58
 Brewer, John (68), Bowling Green, Ky., 2005
 Brice, Chris (51), Helena, Ala., 2009
 Bright, Crosby, Louisville, Ky., 1963
 Brizendine, John (72), Owensboro, Ky., 1968-71
 Brock, Steve (58, 75), Franklin, Tenn., 1992, 1995-96
 Broderick, Carroll (17), 1930-32
 Bronson, Eric (68), Mentor, Ohio, 1992, 1995
 Brooks, Chris (99), Jacksonville, Fla., 1990-92
 Brooks, Derris (82, 2), Fortson, Ga., 2008-11
 Brooks, Keith (22), Cincinnati, Ohio, 2000-01
 Brown, Bob, 1929-31
 Brown, David Lee, 1966
 Brown, Dejon (17), Beaumont, Calif., 2014-15
 Brown, Ge'Mone (92), Petal, Miss., 2014-15
 Brown, Ike, Owensboro, Ky., 1968
 Brown, Jamarieelle (81), Paducah, Ky., 2010-13
Brown, Joe (7), Louisville, Ky., 2014-16
 Brown, John (17, 58), Evansville, Ind., 1989-90
 Brown, Keith (2), Miami, Fla., 2016
 Brown, Rico (4, 28), Berea, Ky., 2011-14
 Brown, Robert (61), Atlanta, Ga., 1987
 Brown, Stephon (17), Atlanta, Ga., 2015-16
 Brown, Tony (11), Denison, Texas, 1988
 Browning, Brian (11), Brownsville, Ky., 1991
 Browning, Dave (22), Dixie Heights, Ky., 1955, 1959-60
 Browning, David (61), Elizabethtown, Ky., 1989-91
 Browning, Jewell, Madisonville, Ky., 1947-49
 Brumbelow, Mike (81), Liburn, Ga., 1991
 Brunemann, Chris (94), Covington, Ky., 2003-06
 Brunson, Gary, Evansville, Ind., 1959-61
 Bryant, Dion (32), Cincinnati, Ohio, 1991-93
 Bryant, Omarius (9), Byram, Miss., 2015-16
 Bryant, Richard (75), Cohutta, Ga., 1983
 Bugel, Joe (65), Munhall, Pa., 1960-63
 Bullard, Chris (49,10), Cataula, Ga., 2007-10
 Bullard, Maurice (89), LaVergne, Tenn., 2010
 Bumm, Barry (19), Owensboro, Ky., 1978-81
 Bundy, Stuart (50), Toronto, Ontario, 1982-85
 Burnett, Marc (42, 52), Houston, Texas, 1985-86
 Burnett, Webbie (98), Pensacola, Fla., 1989
 Burns, Cliff (68), Kokomo, Ind., 2012
 Burns, Marcus (43), Dayton, Ohio, 1990-92
 Burroughs, Ron (24), Owensboro, Ky., 1985, 1987-88
 Burt, Jim (30), Ft. Thomas, Ky., 1961-64
 Burt, John (40), Ft. Thomas, Ky., 1962-65
 Bush, Wayne (27), Scottsville, Ky., 1985-88
Bush, Will (83), Louisville, Ky., 2015-16
 Bushong, John (78), Tompkinsville, Ky., 1971-74
 Bushong, Paul (31, 42), Tompkinsville, Ky., 1972-73
 Butler, Chris (53), Huntsville, Ala., 1989-92
 Butler, Kale (62), Greenville, Ky., 2009
 Butler, Everett (35), 1931-33
 Byrd, Tom, 1936-38
 Byrd, Tyrone (38), Toledo, Ohio, 1983
 Byrne, Bay, 1926

C

Cahoon, Bart, 1925-26
 Caldwell, Marcus (50), Campbellsville, Ky., 1999-2001
 Caldwell, Chris (73), Columbia, Ky., 1996
 Caldwell, Elmer (44), Hickman, Ky., 1978-81
 Cales, Robert, 1941
 Calhoun, Trent (47), Stanford, Ky., 2008-09
 Campbell, Andrew (64), Indianapolis, Ind., 2005-07
 Campbell, Joe Bill (10), Bowling Green, Ky., 1963-64
 Campbell, Scott (15), Gulf Breeze, Fla., 1988-90
 Campbell, Ty (42), Milton, W. Va., 1981-84
 Cannon, Steve (10), Sarasota, Fla., 1997
 Canoy, Brian (69), Chicago, Ill., 1990-91
 Caple, Clarence, 1934-37
 Caple, Denny (86), Ludlow, Ky., 1984, 1986-87
 Capps, Edward, 1942
 Carberry, Mike (18), Oaklawn, Ill., 1986-88
 Carney, Larry, 1973
 Carothers, Freeman, 1935-38
 Carpenter, Chip (65), Bowling Green, Ky., 1973-77
 Carpenter, Chris (56), Huntsville, Ala., 1995-98
 Carpenter, Dante (18), Russell Springs, Ky., 1981-84
 Carpenter, Kamos, Perryville, Ky., 1949
 Carrico, Steve (30), Springfield, Ky., 1974-76
 Carter, David, Louisville, Ky., 1964-66
 Carter, David (56, 57), Vincennes, Ind., 1973-76
 Carter, Johnathan (35), Murfreesboro, Tenn., 2003-06
 Carter, Johnny (63), Youngstown, Ohio, 1984-87
 Carter, Josh (57), Fort Campbell, Ky., 2009
 Carter, Kent (77), Corbin, Ky., 1988-90
 Carter, Rod (27), Cartersville, Ga., 1992
 Cartwright, Carman, 1923
 Cassity, Kelby (51), Versailles, Ky., 2003
 Cassity, Ross (39), Versailles, Ky., 2004-07
 Caswell, Rick (16, 23), Elizabethtown, Ky., 1973-75
 Catlett, Steve (65), Sebree, Ky., 1979-80
 Cavitt, Getty (31), Owensboro, Ky., 2001-04
 Cecil, Dennis (51), Evansville, Ind., 1984, 1986
 Centimole, Zohn (67), Bowling Green, Ky., 1996-98
 Cesarone, Jeff (8), Geneva, Ill., 1984-87
 Chambers, Harold (71), Danville, Ky., 1962-63
 Chambers, Tullas, 1926
 Chambliss, Jim, Sturgis, Ky., 1953-56
 Champion, Hollis, 1922-25
 Chandler, Jeremy (20), Indianapolis, Ind., 2000-03
 Chapman, Don, Massona, N.Y., 1950-52
 Chapman, Virgil, 1930
 Chapman, Wilson (23, 17), Owensboro, Ky., 1969-72
 Chappell, Erin (13, 8), Cincinnati, Ohio, 1995
 Chatman, Ricky, 1979
 Chestnut, Austin (78), Lakeland, Fla., 2007-08
 Church, William, 1975
 Clark, Bob, Portsmouth, Va., 1955-56
 Clark, Carlton, Corbin, Ky., 1937-38
 Clark, Chris (38), Lexington, Ky., 1997
 Clark, Sam (43), Tompkinsville, Ky., 1961-64
 Clark, Terald (59), Houston, Texas, 2007-08
 Claybourn, Brian (8), Evansville, Ind., 2001-04
 Claypool, James, 1934
 Clayton, Craig (57), Princeton, Ky., 1969-70, 1972
 Clayton, Earl (86), Apopka, Fla., 2003-04
 Clayton, Fred, 1946-49
 Clemons, Cory (86), Valdosta, Ga., 2004-05
 Clemens, Mike (89), Owensboro, Ky., 1983
 Clemmons, Cameron (52), Mt. Juliet, Tenn., 2011-14
 Clendenin, Jared (53, 5), Stone Mountain, Ga., 2008-11
 Cline, Dan (95), Centerville, Ohio, 2005-08

Clood, Brad (30), Danville, Ky., 2005-08
 Coates, Robert (13), Birmingham, Ala., 1986-89
 Coates, Sherrod (11), Boynton Beach, Fla., 1999-2002
 Cobb, Roy, 1932-34
 Coffey, Michael, 1924-25
Coffey, Nicholas (35), Dunville, Ky., 2016
 Coker, Allen (45), Gallatin, Ky., 1970-72
 Cole, Josh (86), Bellaire, Texas, 2016
 Coleman, Forrest (22), Stockton, Calif., 2014-15
 Coleman, Whaylon (11), Owensboro, Ky., 1993
Collins, Jake (49), Louisville, Ky., 2015-16
 Colter, Ron (26), New York, N.Y., 1978-79
 Coley, Demetrius (35), Bay Minette, Ala., 2010, 2013-14
 Comstock, Tim (20, 36), Louisville, Ky., 1991, 1993-95
 Connelly, Mike (32, 35), Owensboro, Ky., 1968-70
 Connors, George, 1928
 Conway, Sean (65), Nashville, Tenn., 2010-13
 Cook, Gary (68), Waterloo, Iowa, 1988-89
 Cook, Joe, 1934-37
 Cooper, Anthony (95), Miami, Fla., 1990
 Cooper, Calvin, 1946
 Cooper, H.T., 1936-37
 Cooper, Quinterrance (86, 7), St. Augustine, Fla., 2007-10
 Copeland, Mike (78), Evansville, Ind., 1992-94
 Cottrell, Marvin (26, 58), Harlan, Ky., 1980-83
 Counts, Pat (12), Wachula, Fla., 1963-64
 Cowan, Henry, Morganfield, Ky., 1947-50
 Cox, Chris, 1934
 Cox, Cliff, 1933-34
 Cox, Raphael (95), Cedar Hill, Texas, 2013
 Crangle, Jack, Akron, Ohio, 1965-66
 Creighton, Jim (87), Belvidere, Ill., 1997
 Crennel, Romeo (76), Lynchburg, Va., 1966-69
 Crisp, Kevin (34), Shepherdsville, Ky., 1997-98, 2000
 Crockett, Tommy (85), Pineville, Ky., 2000-03
 Croft, W.D., 2011-23
 Croley, Arthur, 1934-36
 Cross, Dave (51), Newburgh, Ind., 1978
 Crouch, Richard (87), Campbellsville, Ky., 1939-41
 Crowds, Johnny, 1927-28
 Crum, Ed (62), Louisville, Ky., 1962-64
 Cullen, Joe, Meadville, Pa., 1941, 1946
 Cullen, Lou, Meadville, Pa., 1941-42
 Culler, Carson (22), Garrett, Ind., 1961-63
 Culley, Fred "Bo", Sturgis, Ky., 1952-53
 Cummings, Rupert, 1928-30
 Cunningham, George, 1941
 Cunningham, Joe, Sturgis, Ky., 1954-57
 Curley, Thomas, 1959-60
 Curnutte, Mike (15), Greensburg, Ky., 1980
 Curry, Bill (45), Verailles, Ky., 1956-58

D

Daido, David (56), McLean, Va., 1983-85
 Dailey, Jim, New Albany, Ind., 1959-62
 Dandy, Erik (18), Mansfield, Ohio, 2000-03
 Dangerfield, Jared (21), West Palm Beach, Fla., 2014-15
 Daniel, Bryan (5), Ft. Lauderdale, Fla., 1995-98
 Darden, Malcolm (83), Shelbyville, Tenn., 1986-87
Darden, Tacorian (38), Russellville, Ky., 2016
 Dark, Robert (95), Burlington, N.C., 2007-08
 Davidson, David, Louisville, Ky., 1949-50
 Davis, Anthony (28), Indianapolis, Ind., 2015
 Davis, Brad (54), Eaton, Ohio, 1997-2000
 Davis, Charles, 1954
 Davis, Danny (98), Ft. Knox, Ky., 1991-94
 Davis, Doug (14), Vincennes, Ind., 1973-76
 Davis, Drew (34), Madison, Ala., 2013-16
 Davis, Herb (24), Madison, Ky., 1989-91
 Davis, Jr., H.L. (39), 1923-33
 Davis, Jay (80), Henderson, Ky., 1968-71
 Davis, Marvin (22), Madisonville, Ky., 1977-79

Davis, Tenerio (57), Decatur, Ga., 2010
 Davis, Todd (42), Harrodsburg, Ky., 1987-90
 Dawson-Brents, Nick (12), Charlotte, N.C., 2016
 Day, Willard, 1934-35
 DeBerry, Jami (29), Franklin, Ky., 2003-04
 DeCarlo, Jerome (34), Columbus, Ohio, 1992-94
 DeLacey, Chuck (60), Owensboro, Ky., 1976-79
 Denstorf, Rick (64), Rockport, Ind., 1982-85
 DeRuzzo, Mark (27), New Orleans, La., 1980-82
 DeWeese, Larry (80), Franklin, Ky., 1972-75
 Diachenko, Nick, 1946-48
 DiBeneditto, Rocco (16), Homestead, Fla., 2000-01
 Dickens, Ross (90), Pelham, Ala., 2004-06
 Dickerson, Teco (26), Russellville, Ky., 2002
 Diel, Justin (17), Gallatin, Tenn., 1984
 Dillard, Charles (21), Woodbury, Tenn., 1978-79
 Dinsmore, Dan (91), Hamilton, Ohio, 2004
 Dixon, Buddy, 1953
 Dockweiler, Joe (92), Chicago Heights, Ill., 1989-90
 Dolchan, Joe (56), Dexter, Ky., 2003-06
 Donaldson, Elvis (29), 1932-34
 Donatell, Stevie (87), Lone Tree, Colo., 2016
 Donley, Brad (96), Hawthorne, Fla., 1999
 Donisi, Steve (6), Dayton, Ohio, 1989-91
 Doughty, Brandon (12), Davie, Fla., 2013-15
 Dowdy, Troy (25), Paducah, Ky., 1988-89
 Dowling, Jonathan (1), Bradenton, Fla., 2012-13
 Dowling, Nolan (47), Belleville, Ill., 2013-16
 Downing, Howard "Tip" (69), Butler, Pa., 1939-41
 Downard, Ronnie (61), Newport, Ky., 1957-60
 Doyle, Jack (82), Indianapolis, Ind., 2009-12
 Doyle, John (31), Cave City, Ky., 1970-71
 Drake, Darryl (16), Louisville, Ky., 1975, 1977-78
 Drennon, Robert (28), 1931-33
 Druga, Joe, Louisville, Ky., 1961
 Drummond, Jon (45), Miami, Fla., 1999-2002
 Duclos, Devante (6, 24), Miami, Fla., 2013-16
 Dukes, Alex (7, 2), Lakeland, Fla., 2002-03
 Dulaney, Vernon (77), Ashland, Ky., 1938-40
 Dunagan, Leon, Louisville, Ky., 1954-56
 Duncan, Wayne, Erlanger, Ky., 1954-56
 Dunn, D.Y., 1914-16
 Dunn, William, 1947-49
 Dunphy, Joey (39), Winchester, Tenn., 2010-11
 Durham, Wickie, 1925
 Durosier, Steve (95), Miami Beach, Fla., 1999
 Durso, Dennis (67), Bellevue, Ky., 1969-71
 Duval, Ben (50), Owensboro, Ky., 2008-11
 Dyehouse, Leslie, 1946

E

Earle, Guy (68), Independence, Kan., 1990
 Easterling, Joe (79), London, Ohio, 1976
 Eason, Derrick (34), Decatur, Ga., 1991
 Eatherly, Tony (78), Bowling Green, Ky., 1980-82
 Echols, Roscoe (21), Bowling Green, Ky., 1990-92
Eckels, Drew (4), Dayton, Fla., 2016
 Edwards, Calvin (45), Williston, Fla., 1984, 1986-88
Edwards, Dennis (64), Snellville, Ga., 2015-16
 Edwards, James (7), Jacksonville, Fla., 1984-87
 Edwards, Ralph, Shawmut, Ala., 1965
 Egan, Brandon (11), Mt. Washington, Ky., 1995-98
 Egan, Mike (10), Louisville, Ky., 1965-68
 Eimer, Robert, 1949-51
 Elder, Derrick (72), Louisville, Ky., 2007-09
 Ellis, Charles, 1934-36
 Ellis, Leslie, 1926-28
 Ellis, Thomas, 1926-29
 Elrod, Leroy "Brother", 1929-31
 Elrod, Turner, 1927-30
 Embree, Danny (41), Buffalo, Ky., 1980-81, 1983
 Embree, John (44), Buffalo, Ky., 1970-73
 England, Gene (75), Glasgow, Ky., 1969
 Estelle, Carl (55, 32), Louisville, Ky., 1976-79

GENERAL

HILLTOPPERS

2016 REVIEW

HISTORY

UNIVERSITY

OPPONENTS

Etheridge, Rashad (9), St. Petersburg, Fla., 2006-07
 Evans, Donnie (50), Franklin, Ky., 1979-81
 Evans, John (26), Sarasota, Fla., 2011
 Ewan, Avery, 1938

F

Fant, George (44), Bowling Green, Ky., 2015
Fant, Nacarius (1), Bowling Green, Ky., 2014-16
 Farmer, Ray (25), Louisville, Ky., 1977-80
Farris, DeAndre (42, 22), Louisville, Ky., 2015-16
 Fatkin, Mark (80, 60), Radcliff, Ky., 1982-85
 Fatkin, Neil (31), Radcliff, Ky., 1984-87
 Federspiel, Mike (58), Lexington, Ky., 2010-12
 Feix, Jimmy, Henderson, Ky., 1949-52
Ferby, DeAndre (32), Nashville, Tenn., 2015
 Ferguson, Tyler (7), Bakersfield, Calif., 2016
 Fern, Alan (61), Honolulu, Hawaii, 1997-98
 Ferry, Kevin (25), Hammond, Ind., 1990-91
 Fessel, Gary (41), Depauw, Ind., 2003
 Fields, Sam (66), Odessa, Texas, 1974-75
 Finneseth, Paul, Ft. Thomas, Ky., 1961-62
 Fish, Fred, Norfolk, Va., 1957
 Fishback, Nelson (9), Chico, Calif., 2013, 2015
 Fishback, Ronnie (14), Shelbyville, Tenn., 1980-83
 Fisher, Barney, 1940
 Fitchko, Frank, 1933
 Fitzgerald, Brandon (1, 49), LaCenter, Ky., 2005-06
 Fletcher, Jeff (35), Fairdale, Ky., 1981
 Flippin, Jerry (82), Franklin, Ky., 1978-81
 Floyd, Antwan (23), Owensboro, Ky., 1993-96
 Floyd, Bobbie, 1933
 Flynn, Jim, 1960
 Folden, Obie (81), West Jefferson, Ohio, 1971
 Fomas, Lanie (9), Paris, Ky., 1988-90
 Ford, M.C., 1915
 Ford, Odell (97), Texas City, Texas, 1995-98
 Ford, Tim (80), Valley Station, Ky., 1979-81
 Forrester, Jamal (18, 6), Miami, Fla., 2009-12
 Forster, Derek (78), Munfordville, Ky., 1999-2002
 Foster, Russell (32), Orlando, Fla., 1987-89
 Fowlkes, Danny, 1947
 Fox, Tom (76), Parma, Ohio, 1979-82
 Francis, Andrew (34), Louisville, Ky., 1969-72
 Franklin, Chris (28, 24), Louisville, Ky., 2007-08
 Franks, Chuck (25), Fayette, Ala., 2009, 2011-13
 Frazier, Eligah, 1923-25
 Frazier, Jon (37, 21), Central City, Ky., 1999-2002
 Freeman, Craig (30), Oak Ridge, Tenn., 1977-80
 Freeney, Howard (47, 8), High Springs, Fla., 1988-89
 Frick, Kenny (64), Fern Creek, Ky., 1963-65
 Friedl, Joe, 1931-32
 Fry, Tom (38), Covington, Ky., 1955-58

G

Gable, Chris (9), Brandenburg, Ky., 1991
 Gadd, Ralph, Catlettsburg, Ky., 1940-42
 Gaebler, Jake (11), Mundelein, Ill., 2006-09
 Gallas, Greg (55), West Jefferson, Ohio, 1977, 1979-81
 Gallishaw, DeWayne (31, 25, 9), Lakeland, Fla., 1998-2001
 Galloway, David, 1925
 Ganter, Freddie, 1934
 Garibaldi, Kareem (28, 2), Tampa, Fla., 2003-04, 2006
Gardner, Juwan (14), Louisville, Ky., 2014, 2016
 Garner, Buford, 1933-35
 Garner, Tony (93), Radcliff, Ky., 1990-91
 Garrett, Jim (22), Virginia Beach, Va., 1965-68
 Garrett, John (14), Nashville, Tenn., 2009-10
 Garrett, Randy, 1987
 Garrison, Garland, 1934
 Gates, Pat (61), Hopkinsville, Ky., 1976-78

Gebarth, Bob (72), Louisville, Ky., 1962-63
 Geen, Ronald, 1968
 Geilear, Jonathan (31), Versailles, Ky., 1990
 Gerard, Robert, 1954
 German, Joel (30, 6), Fort Myers, Fla., 2011, 2013-14
 Gervais, Richard (95, 74), North Lauderdale, Fla., 2000-02
 Gianinni, Billy (67), Princeton, Ky., 1938
 Gibbs, Luther (96), Bowling Green, Ky., 1984
 Gibson, Scott (40), Oxford, Ohio, 1972
 Gilbert, Lawrence "Butch", 1948-51
 Gilbert, Mike (46), Mt. Juliet, Tenn., 1988
 Gilbert, Rodney (93), Nashville, Tenn., 1992
 Gili, Joe, 1936-38
 Gill, John, 1950
 Glenn, Harry "Pap", 1923-25
 Glod, Gene, 1947-50
 Glover, Andrew (27), Louisville, Ky., 2000, 2002-03
 Glover, DeMarcus (93), Pensacola, Fla., 2013-14
 Godfrey, Eddie (47), Lakeland, Fla., 1988-90
 Goins, Gayle (72), Bowling Green, Ky., 1972
 Golden, Tye (9, 12), Lithonia, Ga., 2009-12
 Goodman, A.H., 1933-34
 Goodman, Joe, Portsmouth, Ohio, 1950-53
 Goodman, Patrick (74), Elizabethtown, Ky., 1996-99
 Goodner, Howard, 1942
 Goodwin, Turner (56, 69), Knoxville, Tenn., 1993, 1995-96
 Goranflo, Emmett (36), 1932-34
 Goranflo, Jake, 1934-38
 Gordon, Raji (45), Atlanta, Ga., 1989-90
 Gordon, Reggie (22), Nashville, Tenn., 1991-92
 Gorski, Tim (86), Chicago, Ill., 2012-15
 Gothard, Mike (38), Marietta, Ga., 2008-09
 Graham, Johnny (15), Frankfort, Ky., 1966-67
 Grant, Antwane (13), Wilmington, Del., 2014-15
 Graves, Wenquel (87), Bardstown, Ky., 2007-08
 Gray, Bryan (58), Louisville, Ky., 1979-80
 Gray, Mike (24), Clarksville, Tenn., 1976-77
 Gray, Paul (51), Gilbertsville, Ky., 1980-83
 Green, Albert, 1947-50
 Green, Anthony (83), Dallas, Texas, 1988-89
 Green, Jesse (44), Hopkinsville, Ky., 1968
 Green, Morris (48), Ft. Myers, Fla., 1990
 Green, Rick (32), Louisville, Ky., 1972-75
 Green, Shane (51), Bowling Green, Ky., 2004
 Green, William "Jelly" (24), Louisville, Ky., 1967-70
Greene, Drell (28), Alma, Ga., 2015-16
 Greenfield, Myron (86), Owensboro, Ky., 1975-76
 Greenaway, Tom (35), Magnolia, N.J., 1971
 Greenwell, Ron (62), Louisville, Ky., 1965-66
 Greer, Andre (42), Paducah, Ky., 1974
 Greschel, Scott (20), Fairdale, Ky., 2004-05
 Grice, Richard (59), Clarksville, Tenn., 1989-92
 Grier, Arnold (88), Athens, Ga., 1984-85
 Griffin, Charles, 1934-36
 Griffin, Frank (92), Ashland, Ky., 1938-39
 Griffin, Terrell (49), Perry, Fla., 1989-90
 Griffith, Jeff (66), Richmond, Ky., 1986-89
 Griffith, Kenny, Paducah, Ky., 1955-58
 Griffiths, Jim (36), Glen Burnie, Md., 1980-82
 Grimes, Randy (25), Paducah, Ky., 1981-83
 Grooms, Dwight (22), Dayton, Ohio, 1973-75
 Grooms, Maurice (69), Lebanon, Tenn., 1992-93
 Guinane, Joe (63), San Jose, Calif., 2000
 Gullette, Arthur "Cowboy", 1928-29
 Gummer, Jade (4), Cross Lane, W.Va., 1995-98
 Gunnell, Jim, 1952-54
 Gwinn, Ricky (88), Nashville, Tenn., 1978-80

H

Haberlock, Walter (26, 36), Princeton, Ky., 1982-84
 Hackett, Trae (41), Louisville, Ky., 1995-98
 Haddix, Justin (16), Jackson, Ky., 2003-06
 Haire, Nute (34), Elizabethtown, Ky., 1975, 1977
 Hale, Jim, Chattanooga, Tenn., 1951
 Hale, Wayne (41, 35), Cynthia, Ky., 1978-79
 Hall, Adam (85), Springfield, Ohio, 1990-93
 Hall, Carroll, 1942
 Hall, Ernie (42), Bowling Green, Ky., 1963-64
 Hall, John (18), Goodlettsville, Tenn., 1977-80
 Halpin, Max (70), Fort Mitchell, Ky., 2013-16
 Hamilton, Aaron (50), Indianapolis, Ind., 1997-98
 Hamilton, Curtis (48, 43), Paducah, Ky., 1999-2002
 Hamilton, Curtis (15), West Paducah, Ky., 2004-07
 Hamilton, Donnell (49, 6), Indianapolis, Ind., 1998-99
 Hamilton, Mike (77), Madisonville, Ky., 1981-83
 Hamilton, Orville, 1929
 Hammer, Ralph (19), 1932
 Hancken, John, Birmingham, Ala., 1948-49
 Hansen, Matt, 1933-34
 Hape, Andy (51), Evansville, Ind., 1995-98
 Hape, Bill (30, 51), Evansville, Ind., 1967-70
 Harbison, L.J. (54, 42), Edmonton, Ky., 2006-09
 Hardin, Jim "Yogi", Portsmouth, Va., 1955-58
 Hardin, Lonnie (78), LaGrange, Ky., 1975-78
 Hardy, Joe, Russellville, Ky., 1951-52
 Harrell, Brad, 1995
 Harrell, Neil (97), Tampa, Fla., 2008
 Harrington, Brett (26), Rochester, N.Y., 2012
 Harris, Darwin (88), Louisville, Ky., 1987-89
 Harris, Jerry (62), Chattanooga, Tenn., 1969-70
 Harris, Larry (20), Paris, Ky., 1989-91
 Harris, Noel (73), Chicago, Ill., 1985-86
 Hartlage, Ray, 1942
 Hartnett, Nick (94), Marietta, Ga., 2009
 Harvey-Bowen, David (25), Rochester, N.Y., 1998
 Haun, Dwayne (87), Louisville, Ky., 1989-91
 Haun, Jackie (63), Knoxville, Tenn., 1972-73
 Hawkins, Walter (75), Elizabethtown, Ky., 1962-64
 Hayden, Alfred (31), Eminence, Ky., 1976-77
 Hayden, Reggie (74), Nashville, Tenn., 1978-78
 Hayden, Tyrell (26, 1), Lexington, Ky., 2006-09
 Hayes, Harry (89), Louisville, Ky., 1988-89
 Hayes, Mike (28), Chattanooga, Tenn., 1974-77
 Hayes, Shannon (87, 13), McKenzie, Tenn., 2000-03
 Haynes, Billy (22), Henderson, Ky., 1985-86
 Haynes, Dexter (10), Folkston, Ga., 2010-11
 Haynes, James, 1946-47
 Haynes, Jess, 1925
 Haynes, Verron (18), Woodstock, Ga., 1997
 Hazelett, Ed (60), Indianapolis, Ind., 2012-13
 Hearn, Billy (38), New Albany, Ind., 1986-87
 Heath, Walt (75), Goodlettsville, Tenn., 1965-68
 Hedges, Jon (32), Murray, Ky., 2004-06
 Helton, W.C. (32), Owensboro, Ky., 1966-69
 Henderson, Ray (62), Eminence, Ky., 1972-75
 Henley, Joe (83), Franklin, Tenn., 1995
 Henry, Barry (10), Bowling Green, Ky., 1975-77
 Henry, Leon, Chattanooga, Tenn., 1951
 Henry, Mitchell (80), Elizabethtown, Ky., 2011-14
 Herod, Walt (85), Hendersonville, Tenn., 1973-76
 Herron, Dick (27), Cocoa Beach, Fla., 1971-72
 Hervey, James (92), Tyrone, Ga., 2009-10, 2013
 Hester, Larry (40), Louisville, Ky., 1983-84
 Hewig, Bill (65), Evansville, Ind., 2002-04
 Heyward, Bryan (52), Dayton, Ohio, 1995-98
 Hibbard, Coy, 1933-34
 Hibbitt, Avery (26), Bowling Green, Ky., 2009
 Hicklin, Robert (16), 1931-33
 Hicks, Brandon (33), Beech Grove, Ind., 2004, 2006

Higbee, Tyler (19, 82), Clearwater, Fla., 2011-2013-15
 Higgins, Alonzo (25), Greenwood, S.C., 2007-08
 Higgins, Rick (94), Apopka, Fla., 1996
 Hile, Gilbert, Louisville, Ky., 1947
 Himsel, Cory (90, 63), Danville, Ind., 1997-99
 Hina, Roy, Sturgis, Ky., 1948-50
 Hines, Greg (41, 64), Morgantown, Ky., 1975-77
 Hobby, Bob (25), Orlando, Fla., 1974-75
 Hodge, Bob (51), Wichita, Kan., 1988-89
 Hoerner, Jim, Miamisburg, Ohio, 1962
 Hoffard, Mark, Johnson City, Ill., 1955-58
 Hogan, Alan (65), Athens, Ga., 1964-67
 Holeman, Fletcher (25), 1930-32
 Holland, Jared (88), Franklin, Tenn., 2004-07
 Hollerman, Ellis (51), Gallatin, Tenn., 1973-74, 1976
 Holliman, Tevin (55), Tucker, Ga., 2011
 Holman, Bob (67), Louisville, Ky., 1962-64
Holt, Ben (44), Bowling Green, Ky., 2016
 Holt, Glenn (84), Miami, Fla., 1987
 Holt, Nick (10), Seattle, Wash., 2014-15
 Holt, Billy Joe, Sturgis, Ky., 1955-57
 Holt, Preston (79), Nashville, Tenn., 1978-79
 Hoops, Deion (59), Bowling Green, Ky., 2004-05
 Holtzapfel, John (37, 17), Florence, Ky., 1997-98
 Holzknacht, Ronnie, Louisville, Ky., 1950-53
 Honaker, Armand (66), 1931-32
 Hopkins, Ron (74), Goldsboro, N.C., 1985-86
 Hornback, Ted, Sonora, Ky., 1929
 Horn, Clarence, 1924-25
 Horne, Chet (82, 65), Mound, Minn., 1977-78
Horton, Ty'Ron (99), Louisville, Ky., 2016
 Houser, Charlie (45), Bloomington, Ind., 1982-84
 Houston, Daryl (6, 9), Delray Beach, Fla., 1994-95
 Houston, Terrance (55), Nashville, Tenn., 2006-07
 Howard, William (96), Scottsville, Ky., 1992-94
Howell, Parker (68), Nashville, Tenn., 2016
 Howerton, Robb (65), Evansville, Ind., 1983
 Howton, Ernest, 1924-25
 Howton, Euel, 1925-26
 Hrehben, John (14), Rossford, Ohio, 1970-72
 Huber, Rick (34), Louisville, Ky., 1968
 Hubert, James (94), Tell City, Ind., 1991, 1993
 Hidgins, Chris (53), Pegram, Tenn., 1997
 Huggins, Nathan (56), Elizabethtown, Ky., 1973-76
 Hughes, Cody (70), Bradenton, Fla., 2006-09
 Hughes, Chuck (75), Hopkinsville, Ky., 1987-88
 Hughes, Jim (43), Louisville, Ky., 1958-61
 Allen Hughes, John, 1954
 Humble, Jerry (35), Utica, Ky., 1965-68
 Humble, Mike (28), Utica, Ky., 1968
 Humphrey, John (88, 67), Owensboro, Ky., 1971-74
 Hundley, Greg, 1975
 Hunt, Wilson "Babe", 1923-25
 Hunter, Harold (64), Daisytown, Pa., 1939-41
 Hunter, Ron (86), Princeton, Ky., 1979-82

Ingram, Sylvester (48), Greensburg, Ky., 1982
 Isaac, D'Von (99), Alpharetta, Ga., 2013-14
 Isom, Jeff (15), Jacksonville, Ala., 1987
 Ivey, Jim (35), Owensboro, Ky., 1973-75
 Iworah, Prince Charles (30), Nashville, Tenn., 2013-15
Iyiebuniwe, Joel (4), Bowling Green, Ky., 2015-16

J
Jackson, Aldwin "A.J." (36), Louisville, Ky., 2016
 Jackson, Andrew (53, 4), Lakeland, Fla., 2010-13
Jackson, Canon (49), Louisville, Ky., 2016
 Jackson, Chris (8), Seale, Ala., 2005
 Jackson, Clarence (43), Knoxville, Tenn., 1970-73
 Jackson, Clarence (86, 26), Louisville, Ky., 1998-99
Jackson, Dontavian "Lucky" (11), Lexington, Ky., 2016
 Jackson, Robert (18), Indianapolis, Ind., 1990-93
 Jackson, Ron (90), Mt. Juliet, Tenn., 1988
 Jacobs, Jason (84, 69), Indianapolis, Ind., 1997-2000
 Jagers, Craddock, 1933-34
 Jagers, Joe, Princeton, Ky., 1961-62
 Jagers, Johnny (31), Princeton, Ky., 1966-69
 Jagers, Marty (12), Cadiz, Ky., 1978-81
 Jakes, Kawaun (6), St. Augustine, Fla., 2009-12
 James, Chris (83), Fayetteville, Ga., 2004-07
 James, Roy (64), 1931-33
 Jecker, Steve (55), Louisville, Ky., 1972-73
 Jefferson, Joseph (29, 3, 2), Adairville, Ky., 1998-2001
 Jefferson, Lawrence (44), Owensboro, Ky., 1974-75
 Jeffries, Wes (77), Bowling Green, Ky., 2008-11
 Jenkins, Danny, 1983
 Jenkins, Philip, 1934-36
Jernighan, Quin (16), LaVergne, Tenn., 2016
 Jessup, Cory (15), Calvert City, Ky., 2000
 Jewell, Jack (30), Owensboro, Ky., 1958-59
 Jewell, J.J. (3), Bowling Green, Ky., 1993-94
 Johnson, Audrey (45), Louisville, Ky., 1973
 Johnson, Billy, 1932-33
 Johnson, Billy (72), Louisville, Ky., 1998
 Johnson, Charlie (82), Louisville, Ky., 1973-75
Johnson, Chris (3), Gulfport, Miss., 2016
 Johnson, Don (73), Franklin, Ky., 1983
 Johnson, Eddie, 1954-55
 Johnson, Jackie, Evansville, Ind., 1953-56
 Johnson, Jacques (22), Memphis, Tenn., 2002, 2004
 Johnson, Jared (40), Franklin, Tenn., 2005-08
 Johnson, Jason (6), Palmetto, Fla., 2000-01
Johnson, Jason (5), Pahoehoe, Fla., 2016
 Johnson, Jeremi (1), Louisville, Ky., 2002
 Lee Johnson, Joe (26), Mayfield, Ky., 1988-91
 Johnson, Joey (88), Madison, Tenn., 1991-93
 Johnson, Josh (58), Franklin, Tenn., 2003-06
 Johnson, Keen, Mt. Sterling, Ky., 1959-61
 Johnson, Larry, 1962
Johnson, Leverick (29), Miami, Fla., 2014-16
 Johnson, Lewis (47), Owensboro, Ky., 1957-60
 Johnson, Mark (2), Houston, Texas, 1985-86
 Johnson, Melvin (23), Daytona Beach, Fla., 1989-92
 Johnson, Randall (94), Detroit, Mich., 1999-2001
 Johnson, Reginald (37, 20), Tampa, Fla., 1979-81, 1983
 Johnson, Rod (27), Lexington, Ky., 2009-10
 Johnson, Shaquille (18), Lake City, Fla., 2013-16
 Johnson, Stacey (37), Henderson, Ky., 1982-85
 Johnson, Vernard (30), Lexington, Ky., 1984-86
 Johnson, Ward (26), 1932
 Johnson, Wendell (55), 1930-32
 Jones, Cedric (3, 82), Clermont, Fla., 1984-86, 1988
 Jones, Darryl (71), Lexington, Ky., 1975-78
 Jones, Doug (48), Covington, Ky., 1987-89
 Jones, Erik (32), Cincinnati, Ohio, 2007-09
 Jones, Jamar (85), Arcadia, Fla., 2006-07
 Jones, James (45), Louisville, Ky., 1974-77
 Jones, Kadeem (32), Dundee, Fla., 2010-13
 Jones, Larry, Knoxville, Tenn., 1957-58
 Jones, Lee, *Unknown*
 Jones, Nate (43), Madisonville, Ky., 1977-80
Jones, Trae (91), Cusseta, Ga., 2014

Jones, Tristan (33), Mt. Sterling, Ky., 2008-09
 Jones, Troy (5), Baltimore, Md., 2014
 Jones, Jr., Walton, 1946-49
 Jordan, Xavier (91, 97), Atlanta, Ga., 1985, 1987-89
 Justice, Ja'Shard (27), Texas City, Texas, 1995-98

K
 Kast, Kevin (73), Tell City, Ind., 1978-80
 Keffer, Elmer, 1941
 Kelley, Gary (52), Cleveland, Tenn., 1960-63
 Kelly, Ron (92, 55), Mississauga, Ontario, 1994-97
 Kelly, Wayne (47), Princeton, Ky., 1958
 Keltee, Willie (97), Louisville, Ky., 1991-92
 Kemp, Eric (48, 24), Decatur, Ga., 1991, 1993-94
 Kemper, Garland, 1930
 Kenady, John (62), Gilbertsville, Ky., 1998
 Kestuell, James, 1940-42
 Kenderson, Roy (43), Valley Station, Ky., 1974-76
 Ketchan, Tony, 1977
 Key, Kelly (41), Nashville, Tenn., 1979-80
 Keys, Eagle "Buddy", Tompkinsville, Ky., 1942, 1946-47
 Killebrew, Al, 1924-26
 Kimbell, Chuck (9), Inglewood, Calif., 1985-86
 Kincaid, Chad (55, 54), Louisville, Ky., 2001-03
 King, Allen (99), Sarasota, Fla., 1986-87
 King, Ed (60), Louisville, Ky., 1966-68
 King, Jim (79), Bolingbrook, Ill., 1980-83
 King, Preston (68), Bowling Green, Ky., 2007-09
 Kinslow, Billy, Franklin, Ky., 1954
 Kinxmiller, Fred (27), Vincennes, Ky., 1974-75, 1977-78
 Klenz, Dave (50, 70), Celina, Ohio, 1968-70
 Kokinda, Terry (88, 76), Port Clinton, Ohio, 1968-71
 Koon, Andrew (79), Bowling Green, Ky., 2003
 Koon, Ty (75), Lexington, Ky., 1990, 1992-94
 Kraml, Chad (69), Hinsdale, Ill., 1987-88
 Kunkel, Mark (57), Jasper, Ind., 1978
 Kuykendall, Henry (76), Owensboro, Ky., 1971-74
 Kyle, Jammie (6), Woodridge, Ill., 1995-98

L
 Lacey, John (28), Evansville, Ind., 1983-84
 Ladson, Blake (14, 3), Hopkinsville, Ky., 2003-05
 Lamberth, Mark (54), Cottonwood, Tenn., 1989-92
 Lammers, Dan (42), Donelson, Tenn., 1967
 Lamp, Forrest (76), Venice, Fla., 2013-16
 Lander, Keith (16), Evansville, Ind., 1996-98
 Lange, Matt (83), Louisville, Ky., 2003
 Lanham, Clifton, 1947
 Lanier, John, 1949-50
 LaPadula, Bill, Lynnhurst, N.J., 1957-58
 Larimore, Steve (16, 14), Shepherdsville, Ky., 1975-77
 LaSalvia, Jerry (71, 82), Canonsburg, Pa., 1968-71
 LaSalvia, Jim (54), Canonsburg, Pa., 1967-70
 Latkovic, Nick (84), Gary, Ind., 1938-39
 Law, Darrell (66), Lafayette, Tenn., 1969
 Lawson, Buck, Bowling Green, Ky., 1956, 1958
 Leathers, John (26), Chardon, Ohio, 1972-75
 Lee, JoJo (84, 24), Daytona Beach, Fla., 1979-82
 Leslie, Julien (53), Miami, Fla., 2014
 Leston, Branden (45, 31), Clearwater, Fla., 2014-16
 Letcher, Ronnie (22), Richmond, Ky., 2006-08
 Levis, Pat (16), Cincinnati, Ohio, 1987-89
 Lewis, Andre (13), Madison, Tenn., 2004-07
 Lewis, Dwight (72), Lexington, Ky., 1976-77
 Lewis, Greg (74), Morganfield, Ky., 1972-73, 1975
Lewis, Julien (96), Madison, Ala., 2016
 Lewis, Mickey (85), Glasgow, Ky., 1981-84
 Lewis, Rammell (96), Grayson, Ga., 2009-12
 Lewis, Wayne (86), Hopkinsville, Ky., 1993

GENERAL

HILLTOPPERS

2016 REVIEW

HISTORY

UNIVERSITY

OPPONENTS

Liebert, Scott (65), Louisville, Ky., 2015
 Lienhard, Roger, 1966
 Lilly, Ronnie (34), Detroit, Mich., 2001, 2003
 Lindsay, Jamarr (69), Mansfield, Ohio, 2002
 Lindsey, Adam (24), Bowling Green, Ky., 1983-86
 Lindsey, Billy (19), Glasgow, Ky., 1974-76
 Lindsey, Dale (44), Bowling Green, Ky., 1963-64
 Link, Harry, 1930
 Link, Jamison (17), Gallatin, Tenn., 2005
 Linville, Billy (64), Hartsville, Tenn., 1975-76
 Livers, Virgil (24), Fairfield, Ky., 1971-74
 Littles, Leroy (8), Jacksonville, Fla., 1997-2000
 Lloyd, Jerry, 1948
 Loch, Edward, Boys Town, Neb., 1947
 Logan, Tony (17), Lexington, Ky., 1975-76
 Logsdon, Neil (99), Camner, Ky., 1985
 Longacre, Morris, Louisville, Ky., 1957, 1959-60
 Longstreth, Sean (26), Hillsboro, Ohio, 1994-97
 Losey, Erik (54), Hixson, Tenn., 2004-05
 Loving, Walter (37), Woodbridge, Va., 1986-87
 Lowder, Brian (1, 28), Bowling Green, Ky., 2000-02
 Lowe, Matt (36), Mt. Juliet, Tenn., 1993
 Lucky, Tom (55), Paris, Ky., 1983-85
 Luttrell, Stan (45), Knoxville, Tenn., 1993-94

M

MacIntyre, Matt (80), Nashville, Tenn., 1989-92
 MacKenzie, Stuart (76), Mississauga, Ontario, 1992-95
 MacLellan, John (61), Knoxville, Tenn., 1971-73
 Madison, Ralph, Waynesboro, Va., 1954-55
 Madon, Biff (50), Pineville, Ky., 1974-77
 Magda, John (86), Okolona, Ky., 1937-39
 Magers, Leo, San Antonio, Texas, 1948-49, 1951
 Mahan, Warren, Louisville, Ky., 1950-52
 Maher, Dan (4), Florence, Ky., 1985-88
 Majors, Jimmy, 1929
 Majors, Paul (22), Mt. Juliet, Tenn., 1982-83
 Majors, Thomas (6), Nashville, Tenn., 2009-10
 Makinde, Mayo (93), Columbus, Ohio, 2003
 Malcome, Jairus "Meco" (2), Conley, Ga., 1991-94
 Maley, David (88), Millington, Tenn., 1971-74
 Mallard, Elliott (72), Pinellas Park, Fla., 1980-82
 Malone, Pat (40), Tell City, Ind., 1973-76
 Malone, Walter, 1936-37
 Maney, Brian (21), Elsmere, Ky., 1998-99
 Mangold, Pete (20), Toronto, Ontario, 1986-87
 Manley, Joe (79), Bowling Green, Ky., 2014-16
 Marcus, Pete (91), Uniontown, Pa., 1939-40
 Mareko, Tyrone (61), American Samoa, 2002-04
 Mark, Gerard (40), LaPorte, Texas, 1987-88
 Markham, Harry (79), Sturgis, Ky., 1939
 Marsh, Mark (53), Cincinnati, Ohio, 1987-89
 Marshall, Paul (99), Detroit, Mich., 1999-2000
 Martin, Darnell (44), Baltimore, Md., 1986-87
 Martin, Dillard, 1929-31
 Martin, Jerome (37), Tallahassee, Fla., 1988-89
 Martin, Kenny (95), Orlando, Fla., 2009-12
 Martinez, Peter (19), Nashville, Tenn., 2000-02
 Martray, Kenny (77), Vanderbilt, Pa., 1994-97
 Maskill, Bill (14, 12), Galesburg, Mich., 1969-70
 Maslowski, Karl (48), New Lenox, Ill., 2000-03
 Mason, Brandon (24), Nicholasville, Ky., 2004-07
 Mason, Lito (17, 1), Paducah, Ky., 1993-94
 Mason, Zhock (26), Union, Ky., 2015
 Matthews, Jerry (81), Athens, Ga., 1963-65
 Maxwell, Desmond (89), Louisville, Ky., 2015-16
 Mau, Kris (57), American Samoa, 2001-02
 Mayhew, Clarence, 1931
 Mayo, Jamel, 1993
 Mazlack, William (96), Gary, Ind., 1938-40
 Mazola, John, 1941-42
 McAttee, Denny, Ft. Thomas, Ky., 1959-61
 McBride, Darvis (46, 4), Fort Myers, Fla., 2006-08
 McBride, Lyman, 1925-27
 McChesney, James, Marion, Ky., 1950-51
 McCleavy, Keith, 1974

McCloud, Andrew (34), Harrodsburg, Ky., 2006-07
 McClung, Aaron (54, 58), Mayfield, Ky., 1995, 1997
 McClure, Torpedo, 1925
 McCollum, T.J. (6), Birmingham, Ala., 2015-16
 McConnell, Chris (67), Carthage, Tenn., 2005-07
 McCoy, Mike (21), Louisville, Ky., 1970-73
 McCrimmon, Darius (33), Kissimmee, Fla., 2002-03
 McCrimmon, Shawn (53), Kissimmee, Fla., 2002
 McFadden, Gene, Owensboro, Ky., 1950-53
 McFarland, William, 1924-25
 McGhee, Kerenski (26), Millbrook, Ala., 2001
 McGrath, Bob (30, 33), Louisville, Ky., 1968-71
 McGrath, Dan (25), Downers Grove, Ill., 1992-95
 McGrath, Kevin, Louisville, Ky., 1978
 McKenzie, Pat (47, 34), Owensboro, Ky., 1983-86
 McLaughlin, Jacob (73), Indianapolis, Ind., 2007
 McLeod, Andy (35), Elkhorn, Neb., 1993-96
 McLeod, Buddy, 1942
 McMiller, Trey (81), Apopka, Fla., 2002
 McNamara, James, 1929
 McNeal, Willie (86, 10), Bradenton, Fla., 2010, 2012-14
 McNeil, Pat, Louisville, Ky., 1946-48
 McRae, Marki, 1994
 Meacham, Lamont (28), Clairton, Pa., 1978-81
 Meadors, Bill "Yogi" Corbin, Ky., 1957-59
 Mears, Gary (15), Chattanooga, Tenn., 1970-72
 Melvin, James (54), North Miami, Fla., 1995-96
 Mercer, Garnet (44), 1932
 Meyer, Jim (76), Evansville, Ind., 1963-64
 Micatrotto, Joe (84, 88, 50), Louisville, Ky., 1993-96
 Michael, Jason (10), Louisia, Ky., 1999-2002
 Antonio, Cleburn, 1930-31
 Millay, Paul (64), Owensboro, Ky., 2009
 Miller, Braxton (46), Stanford, Ky., 2008-09
 Miller, Chris (41, 5), Heidelberg, Germany, 2000-03
 Miller, David (50), Corbin, Ky., 1957-59
 Miller, David (89), Fort Campbell, Ky., 2007-08
 Miller, Earl (98), Lakeland, Fla., 1999-2001
 Miller, Fred (66), Louisville, Ky., 1961-63
 Miller, Glendell (44), Owensboro, Ky., 1982-85
 Miller, Mike (10), Frankfort, Ky., 1979-82
 Miller, Sam, 1923
 Miller, Sharon (11), Mt. Carmel, Ill., 1962-64
 Mills, Mike (12), Bradenton, Fla., 1996
 Mills, Ray, 1942, 1946-47
Mims, Martavius (27), Muscle Shoals, Ala., 2015-16
 Minor, Marcus (2), Indianapolis, Ind., 2007-08
 Minturn, Zac (86), Cincinnati, Ohio, 2009
 Misalefua, Orlando (31), Fort Campbell, Ky., 2006, 2008-10
 Mitchell, Bobby, Oak Ridge, Tenn., 1960-62
 Mitchell, Clint (23), Stockbridge, Ga., 2007
 Mitchell, Dennis (21), Indianapolis, Ind., 2003-06
 Mitchell, James, 1956
 Mitchell, Mel (4), Rockledge, Fla., 1999-2001
Moble, Der'Quione (50), Louisville, Ky., 2016
 Moffatt, Kyle (39), Indianapolis, Ind., 2000-01
 Mollenkopf, Ty (49), Bucyrus, Ohio, 1992-93
 Montelli, Tom, Gary, W.Va. 1946-48
 Montgomery, Mike (72), Pontotoc, Miss., 1993-94
 Montgomery, Ray, 1923-24
 Mooney, Ben (55), Evansville, Ind., 1990-93
 Mooney, Tim (70), Evansville, Ind., 1983-84
 Moore, Alfred, 1930-31
 Moore, Archer, 1936-37
 Moore, Dickie (45), Owensboro, Ky., 1965-68
 Moore, Elliott (28), San Diego, Calif., 1988
 Moore, Frank, 1921
 Moore, Jeremy (44), Indianapolis, Ind., 2007-09
 Moore, Lerron (25), Columbus, Ohio, 2003-06
 Moore, Morrell (66), Somerset, Ky., 1979-80

Moore, Moses, 1991
 Moore, Traye (29), Lexington, Ky., 1997
 Morand, Robert (25), Bradenton, Fla., 2001-02
 Morehead, Bob (28), Louisville, Ky., 1971-73
 Moriarty, Mike, Canonsburg, Pa., 1953-56
 Morris, Charles, Frankfort, Ky., 1966
 Morris, Jihad (21), Newburgh, N.Y., 2007-09
 Morris, Jontavius (3), Albany, Ga., 2015
 Motley, Jerry, Bowling Green, Ky., 1961
 Mugler, Mike (39), Virginia Beach, Va., 2013-14
 Muldro, Dee (24, 2), Cincinnati, Ohio, 1996, 1998
 Mullen, Davlen (20), Clairton, Pa., 1979-82
 Muller, Bill (81, 27), Evansville, Ind., 1966-67, 1970
 Mulligan, Brad, 1995
 Mullins, Alan (82), Independence, Ky., 1983-85
 Mumford, Bill, Troy, Ohio, 1961
 Mumford, Doug (46), Troy, Ohio, 1957-60
 Murray, Elmer (32), Russellville, Ala., 1962-65
 Murray, Lee, Russellville, Ala., 1961-62
 Murphree, Bill (70), Centerville, Tenn., 1974-76
 Murphree, Jim (84), Franklin, Ky., 2010-11, 2013
 Murphy, Harold, Lancaster, Ky., 1946-49
 Murphy, Waddell (97), Lancaster, Ky., 1935-39
 Murrell, Tom (53), Mt. Lebanon, Ohio, 1962-64
 Mutchler, John (83), Paducah, Ky., 1963
 Muwakkil, Munir (99), Clearwater, Fla., 2006-07
 Myers, Cecil, 1924-27
 Myers, Charles, 1923-25

N

Nail, Richy (37, 44), Melbourne, Fla., 1990-91, 1993-94
 Napier, Michael (21), Cincinnati, Ohio, 1995-97
 Napper, Stan (80), Owensboro, Ky., 1961-64
 Nash, Lloyd (23), Owensboro, Ky., 1959-60, 1962
 Nassano, Jerry, Newport, Ky., 1953-55
 Nau, Richard, 1964
 Neal, Artis (40), Apopka, Fla., 2003-06
 Nedd, Kelvin (25, 6), Ft. Pierce, Fla., 1985-86
 Neisz, Homer, 1921-24
 Neloms, Keith (85), Jacksonville, Fla., 1990
 Nelson, Mark (87), Mercer, Pa., 1979-82
 Newby, John (81), Clairton, Pa., 1980-82
 Newcom, Guy, Sturgis, Ky., 1950-52
 Newton, Ollie, Point Pleasant, W.Va., 1960-62
 Newton, Charles, Bowling Green, Ky., 1957
 Newton, Nicholas (13), Clearwater, Fla., 2015
 Nichols, Charles (47, 12), Paris, Ky., 1992-93
 Nichols, Toby, 1969
 Nicholson, Sammy, 1926-28
 Niemeyer, Eric (90), Noblesville, Ind., 1992-93
 Niman, Willis, 1933-35
Nixon, Devin (6), Melbourne, Fla., 2016
 Nixon, Vernon (99), Wilmington, Del., 1987-89
 Nolan, Greg (12), Grayson, Ky., 1987
 Nollner, David (50), Hartsville, Tenn., 1970-73
Nord, Matt (69), Louisville, Ky., 2013-14, 2016
 Norris, Nicholas (15), Miami, Fla., 2013-16
 Northington, Nat (42), Louisville, Ky., 1969-70
 Norwood, David (33), Louisville, Ky., 1980
Nuss, Ryan (37), Fairfield, Ohio, 2015-16
 Nutter, Larry (35), Sheffeld, Ind., 1956-59
 Nutter, Ray, Nicholasville, Ky., 1950-53

O

Oaken, Arnie, 1952-54
 Oakley, Anthony (62), Houston, Texas, 2003
 Oake, Carlos, 1928-30
 Occhipinti, Joseph (15), Nashville, Tenn., 2013-16
 Oderinde, Irele (92), Georgetown, Ky., 2000-03
 Odum, C.J. (17), Fort Myers, Fla., 2011
 Ogletree, Alan (28), Atlanta, Ga., 1997-2000
 Old, Jim (19), Chesapeake, Va., 1966-67
 Oliver, James "Red" (72), Sturgis, Ky., 1938
 Oliver, Robert, 1927, 1929
 O'Neal, L.A. (1), Tallahassee, Ala., 2003
 Oost, Greg (62), Owensboro, Ky., 1978
 Osborne, Robert, 1949-50
Overstreet, Derik (72, 42), Paducah, Ky., 2014-16
 Owen, Tommy (18), Lebanon, Ky., 1995-96
 Owen, W.B., 1923

P

Pace, Tommy (54), Paducah, Ky., 1982
 Paige, Curt (98), Rochester, N.Y., 1985-87
 Panepinto, Joe (99), Gary, Ind., 1939
 Panepinto, Sam (65), Gary, Ind., 1937-39
 Parry, Ron (64), Newport, Ky., 1968-69
 Paskett, Keith (84), Nashville, Tenn., 1983-86
 Passafiume, Jerry, Louisville, Ky., 1951-54
Pate, Miles (63), Suwanee, Ga., 2016
 Patterson, Dalton (24), New Orleans, La., 2013-14
 Patterson, Mychal (74), Norcross, Ga., 2006, 2009-10
 Patterson, Tom, 1952-54
 Patterson, Twyman, Louisville, Ky., 1954-57
 Patton, Dave, Chattanooga, Tenn., 1952-55
 Paul, Kinnus (72, 90), Detroit, Mich., 2000, 2002-03
 Payne, Francis, Louisville, Ky., 1957-60
 Payne, Jimichael (97), Auburn, Ala., 2011, 2013
 Peachers, Shawn (7), Hopkinsville, Ky., 1992-93
 Peak, David (33), Louisville, Ky., 1962-64
 Pearson, Sam (20), South River, N.J., 1967-68, 1970
 Peckenpough, Leo (10), Henderson, Ky., 1970-73
 Peebles, Willard, 1934-36
 Pegausch, Bill, Skokie, Ill., 1957-58, 1960
 Penn, Dewayne (73), Brownsville, Pa., 1988
 Peoples, Erick (33), Roseboro, N.C., 1983-84
 Perkins, Leslie, 1938
 Perkins, Maurice (85), Indianapolis, Ind., 2004-05
 Peterson, Kareem (46, 14), Lewisburg, Tenn., 2009-12
 Perry, Jerry (86), Elizabethtown, Ky., 1963
 Perry, Mark, 1985
 Pettet, Frank, Tompkinsville, Ky., 1957-58
 Pettijohn, Andrew (87), Newburgh, Ind., 2011
 Phelps, Mike (21), Bowling Green, Ky., 1967-69
 Pifer, Jim, 1952-54
 Phillips, Carlis (22), South Bend, Ind., 1995-98
 Phillips, Charlie (99), Kissimmee, Fla., 2003-05
 Phillips, Corlan (22), South Bend, Ind., 1999
 Phillips, Hal, 1946
 Pickens, Jim, Princeton, Ky., 1947-48
 Phillips, Karl (44), Kissimmee, Fla., 2003-06
 Pierce, Kyle (11), Hollywood, Fla., 1973
 Pihman, Ralph "Curly" (66), Mayfield, Ky., 1938-40
 Pimpleton, Donte (7), Louisville, Ky., 1998-2001
 Pinkston, Antwon (17), Lexington, Ky., 2001-03
 Pino, Chris (16), Naples, Fla., 1990-93
 Pitchford, Leonard, 1923-25
 Pitman, Van (41), Mayfield, Ky., 1971-74
 Ploums, Bill, Pittsburgh, Pa., 1950-53
 Poisel, Jeff (14), Indianapolis, Ind., 1996-99
 Polanco, Luis (63), Tampa, Fla., 2010-13
 Poland, Hugh (45), Tompkinsville, Ky., 1931-33
 Poole, Barry, Madisonville, Ky., 1960-61, 1963

Porter, Brian (23), Germantown, Md., 2004
 Posey, Terry (27), Henderson, Ky., 1968
 Potter, Craig (64), Indianapolis, Ind., 1970-71
 Potter, Derek (12), Franklin, Ky., 1998
 Potter, James (28), Nashville, Tenn., 1982
 Powell, Bobby (20), Rockville, Md., 1972-73
 Powell, Jody, Louisville, Ky., 1964-65
 Powell, Latravis (47), Columbus, Ga., 1994-97
 Poynter, Gerald, Owensboro, Ky., 1957-60
 Poynter, Jack, Owensboro, Ky., 1958-61
 Prestley, Lloyd (71), Evansville, Ind., 2006-09
 Presson, Eddie (42), Nashville, Tenn., 1976-79
 Prewitt, Si, 1933-35
 Price, Chris (62), Indianapolis, Ind., 1999-2002
 Price, Mike, 1940
 Price, Robert, 1923
 Price, Willard, Louisville, Ky., 1949-52
 Pudlo, Walter, 1940
 Pugh, Sean (74), Huber Heights, Ohio, 2003-06
 Pullen, Milt, Huntsville, Ala., 1963-65
 Pullen, Paul (60), Valley Station, Ky., 1964-65

Q

Quarles, Carlos (85), Hopkinsville, Ky., 1995
 Quinn, Jessie (81), Bradenton, Fla., 2006-08
 Quisenberry, Thomas (30), Frankfort, Ky., 1992

R

Rafferty, Jack (7), Dublin, Ohio, 2005
 Raines, Brad (60), Old Hickory, Tenn., 1992-94
 Rainey, Bobby (17), Griffin, Ga., 2008-11
 Randall, Daqual (17), Palmetto, Fla., 2012-14
 Randle, Mitchell (20), Louisville, Ky., 1995-98
 Ravellette, Eric (73), Vincennes, Ind., 1999-2002
Ray, Brandon (51), Madison, Ala., 2014-16
 Ray, Robert (57), Nashville, Tenn., 1980-83
 Reaves, Jerome (88, 2), Arcadia, Fla., 2000, 2002
Reeves, Tanner (59, 11), Lakeland, Fla., 2014-16
 Redmon, Lloyd, 1942
 Reed, Max, Okolona, Ky., 1934-36
 Reese, Jenkins (38), Indianapolis, Ind., 2005
 Register, Celsor (56), 1932
 Reif, Harry (74), Ft. Thomas, Ky., 1963-65
 Reitchack, Allen (96), Goodland, Kan., 1986-88
 Revack, Ted, Pittsburgh, Pa., 1955-56
 Reynolds, Alton, Greenville, Ky., 1929
Reynolds, Cullen (73), Madisonville, Ky., 2016
 Reynolds, Delmar, 1927-28
 Reynolds, Patrick (12), Bowling Green, Ky., 2000-02
 Reynolds, Tom, 1925-26
 Rice, Markel (10), Gallatin, Tenn., 1992-94
 Rice, Will (52), Vine Grove, Ky., 1981-82
 Rich, Phil (70), Bee Springs, Ky., 1977-80
 Richie, James (82), Louisville, Ky., 1999-2000
 Ricketts, Shane (46), Evansville, Ind., 1998-99
 Ridley, Raymond, 1924
 Riggs, Mickey, Portsmouth, Va., 1956-57
Rinella, Alex (39), Johnson City, Tenn., 2016
 Riley, Butch (80), Louisville, Ky., 1966-67
 Riviere, Cris (5), Ft. Lauderdale, Fla., 2000-02
 Roberson, Rannen (84), Elkhart, Ind., 2003-05, 2007
 Robinson, Arnold, 1949
 Robinson, Frank (56), Flint, Mich., 1986-87
 Robinson, Gene, Ashland, Ky., 1953-54
 Robinson, Kalvin (48), Birmingham, Ala., 2013-16
 Robinson, Otho, 1950
 Robinson, Tyree (22), Dundee, Fla., 2010-13
 Cotton Roby, Jim (24), 1932
 Rocker, Donald (77), Jacksonville, Fla., 2014
 Roker, Gavin (88), Tyrone, Ga., 2012-15
 Rodes, Charles, *Unknown*
 Roddy, James, 1934-36
 Rodenberger, Earl "Butch" (44), Quakertown, Pa., 1965-66
 Rodgers, Mike (52), Louisville, Ky., 1966

Rogan, Alfred (75), Gallatin, Tenn., 1976-79
 Rogers, Matt (49), Columbia, Ky., 2001-03
 Rooney, Casey (15), Sioux City, Iowa, 2002-03
 Rose, Bill (85, 25), Williamsburg, Ky., 1966-69
 Rose, Tony (17), Louisville, Ky., 1978-79
 Roston, Rod (63, 93), Galion, Ohio, 1995-96
 Rouch, Scott (83, 68), Galveston, Ind., 1980-83
Roush, Nathan (20), Louisville, Ky., 2015-16
 Roy, Jesse (56), Charlotte, N.C., 2011-12
 Royston, Mel (44), Decatur, Ill., 1989
 Ruby, Tom, Orlando, Fla., 1965-66
 Rudovich, John, 1948
 Rue, Nelson, 1950-51
 Rumph, Marion (10), Bradenton, Fla., 2004-07
 Rusin, James (55), Orlinda, Tenn., 2009
 Rusnock, Rich (86), Highland Park, N.J., 1968-70
 Rusnock, Steve (87), Highland Park, N.J., 1967-68
 Rutledge, Ed (74), Ironton, Ohio, 1939-40
 Ryan, Greg (52), Murray, Ky., 2004-06, 2008

S

Sacca, Jimmy, 1950
 Sadler, George, 1940
 Sadler, Will, 1915
 Salato, Jimmy (83), Seneca Falls, N.Y., 1939-41
 Sampson, Richard (66), Broomall, Pa., 1983
 Samuel, Doug, 1988
 Sanborn, Robert, 1971
 Sanders, Elwood (90), Harrodsburg, Ky., 1938-40
 Sanders, Rufus (76, 88), Indianapolis, Ind., 2001-02
 Sanders, Whitey, Springfield, Tenn., 1952-53
 Sandidge, Bob (20), Madisonville, Ky., 1973-74
 Santoro, Mark (19), Greer, S.C., 2008-10
 Sarakaitis, John (73), Lima, Ohio, 1968-69
 Sarver, Davion (41), Brooks, Ky., 1991-93
 Satterly, Marvin, Louisville, Ky., 1950-53
 Sauer, George, Louisville, Ky., 1950-53
 Savko, Brad (80), Louisville, Ky., 2008
Sayner, Evan (55, 56), Paducah, Ky., 2015-16
Scaife, Ronald "R.J." (71), Dade City, Fla., 2016
 Schaffer, Jimbo (70), Louisville, Ky., 1995
 Schirtzinger, Cecil, Boys Town, Neb., 1950-51
 Schmidt, Jim (40), Jasper, Ind., 1968-69
 Schneider, Rick (74), Louisville, Ky., 1980, 1982-83
 Schrenk, Dale, 1947-49
 Schuster, Lonnie (71), Henderson, Ky., 1971-73
 Schwettman, Garrett (56), Murray, Ky., 2012-15
 Scibiorski, Richard, 1933-34
 Scott, Aaron, Nashville, Tenn., 2004-05
 Scott, Devin (11, 22), Indianapolis, Ind., 2013-15
 Scott, Mike (78), Newton, Ill., 1984
 Scott, Ty (20), Palmetto, Fla., 2010
 Scott, Walter "Bubba" (64), LaGrange, Ga., 1992-93
 Scrivener, Drane (31), Louisville, Ky., 1994-95
 Seibel, Ralph (14), Greensburg, Ind., 1964-65
 Senitz, Rudolph "Rudy" (93), Gary, Ind., 1939-40
 Sexton, Sam (19), Ferguson, Ky., 2003-06
 Shakir, Tommy (1), Decatur, Ga., 1984-87
 Shattles, William, 1930-31
 Shaw, Andrae (37), Lakeland, Fla., 1998
 Shaw, Corey (90, 91), Louisville, Ky., 2000-02
 Sheehan, Paul (87), Agincourt, Ontario, 1976-77
 Sheffer, Ronnie (36), Henderson, Ky., 1958-59
 Shelby, Albert, 1942
 Shelby, Harding, 1942
 Shelby, Vincent (31), Dayton, Ohio, 1963-65
 Shepard, Ronnie (21), Rusk, Texas, 1988-89
 Shirley, Millard, 1953-54
 Shirley, Rob (72), Whiteland, Ind., 1975
 Shirley, Rob (49), Bloomington, Ind., 2004
 Shobe, Tim (41), Bowling Green, Ky., 1988
 Short, Sam, Birmingham, Ala., 1950-51
 Shorter, Bryan (94), Phenix City, Ala., 2012-15
 Shuck, James (38), 1932-33

GENERAL

HILLTOPPERS

2016 REVIEW

HISTORY

UNIVERSITY

OPPONENTS

Siewert, Tanner (37), Robards, Ky., 2005-06, 2008
Simcox, Skyler (88), Abingdon, Va., 2016
Simmons, De'Andre (41, 23), Royal Palm Beach, Fla., 2014-16
 Simmons, Woody (77), Glasgow, Ky., 1963
 Simonton, Ralph "Bubba" (87), Portland, Tenn., 1968-69
 Simpson, Clifton, 1926
 Simpson, DeLane, Portsmouth, Va., 1955-58
 Simpson, Keshawn (34), Lexington, Ky., 2010-13
 Simpson, Pat (67), Hopkinsville, Ky., 1979-82
 Simpson, Robert "Bubber", Sturgis, Ky., 1949-52
 Simpson, Wes (66, 88), Lebanon, Ky., 1965-67
Sims, Jimmie (75), New Orleans, La., 2014-16
 Sims, John Earl (46), 1932
 Sims, Todd (56), Louisville, Ky., 1980
 Singh, Ricardo (38), Auburndale, Fla., 2011-14
 Sippio, Bobby (1, 3), Kissimmee, Fla., 1999-2001
 Six, Brad (62), Englewood, Ohio, 1995-97
 Six, Mark (69), Englewood, Ohio, 1993-94
 Skaggs, Barry (45), Owensboro, Ky., 1978-80
 Skiles, Aundra (58), Louisville, Ky., 1970-73
 Skillman, Chuck (92), Humble, Texas, 1996-99
 Sloniker, Harvey (64), Hutchinson, Kan., 1989, 1991
 Smart, Rod (23), Lakeland, Fla., 1997-99
 Smith, Adam (76), Murfreesboro, Tenn., 2009-12
 Smith, Andy, 1995
 Smith, Basil, 1928
 Smith, Bill, 1950
 Smith, Bill (11), Brownsville, Tenn., 1974-76
 Smith, Billy, Louisville, Ky., 1964-65
 Smith, Bo (5), Rockledge, Fla., 2004-07
 Smith, Brad (53), Walton, Ky., 1971-74
 Smith, Brandon (11), Stanford, Ky., 2003-05
 Smith, Brandon (12), Danville, Ky., 2006, 2009
 Smith, Carlos (86), Mansfield, Ohio, 2001-02
 Smith, Craig (33), Bardestown, Ky., 1977-79
 Smith, Daron (68), Graceville, Fla., 1986
 Smith, Darryl (82, 19), Bowling Green, Ky., 1969-72
 Smith, David (2), Dallas, Texas, 1987
 Smith, Deonté (7), Louisville, Ky., 2003-04
 Smith, Dewey, 1948-51
 Smith, Don (36), Harrodsburg, Ky., 1987-90
 Smith, Frank (70), Crown Point, Ind., 1967-68
 Smith, Hebron, Bowling Green, Ky., 1951
 Smith, Quanterus (93), Loganville, Ga., 2009-12
 Smith, Perez (3), Broxton, Ga., 2003
 Smith, Robert (87), 1962-63
 Smith, Steve (97), Hardinsburg, Ky., 1984
 Smith, Tariq (4), Memphis, Tenn., 2005-06
 Smith, Taurean (41), Perry, Ga., 2008-09
 Smith, T.J. (16), Hazel Green, Ala., 2011-14
 Smith, Tommy (84, 71), Lebanon, Ky., 1980-83
 Smith, William (86), Nashville, Tenn., 1977
 Smyth, Josh (45), Hoover, Ala., 2005
 Snardon, Arnold (33), Allensville, Ky., 1973, 1975-76
 Snardon, Troy (40), Allensville, Ky., 1978-81
 Snider, Louis, 1946-47, 1949
 Snyder, Fred (74), Lima, Ohio, 1967
 Solley, Bill, 1942
 Sorrell, Todd (64), Louisville, Ky., 1997-99
 Sowards, Jeremiah (70), Bowling Green, Ky., 2002
 Sowards, Ben (48), Bowling Green, Ky., 2006-08
 Sowards, John, Bell County, Ky., 1949-52
 Sowell, Don (44), Houston, Texas, 1995-98
 Sowerby, Brian (5), Murray, Ky., 1990-92, 1994
 Sparks, Don, Ashland, Ky., 1951-54
 Sparks, Pete, 1941-42
 Sparrow, Eugene, 1940-41
 Speer, Carroll, Mayfield, Ky., 1953-56
 Spence, Neil (19), Gallatin, Tenn., 1984-85
 Spillman, Claude (25), Louisville, Ky., 1970-73
 Spillman, Harold (40), Louisville, Ky., 1970-71

Spillman, Ken (52), Milford, Ohio, 1992-94
 Sprinkle, Jim (21, 26), Tell City, Ind., 1965-68
 Squires, DeWayne (17), Campbellsville, Ky., 1975
 Stahl, Mark (11), Bowling Green, Ky., 1977
 Stancell, Sohn (91), Riverdale, Ga., 1988-89
 Stansbury, E.B., 1927-29
 Stansfield, Luke (69), Franklin, Tenn., 2011-12
 Stark, Derrick (67), Dayton, Ohio, 2014
 Steele, Siler, 1940-42
 Stephens, Clay (28, 20), Somerset, Ky., 2005-07
 Stephens, Justin (33, 31), Palmetto, Fla., 1995-96
 Stephenson, Casey, 1941
 Stevens, Elliott, 1936-38
 Stevens, Max, Sturgis, Ky., 1950-53
 Stevens, Paul (67), 1932
 Stevenson, George "Flip" (34), North Middletown, Ky., 1978
 Stewart, Lowell, 1950-52
 Stinson, Josh (49), Bowling Green, Ky., 2008
 Stockton, Joey (32), Radcliff, Ky., 1994-97
 Stoll, John, 1940-42
 Stopyra, Joe, 1970
 Stram, Victor, 1915
 Straub, Bill, Ft. Thomas, Ky., 1961-62
 Strawn, Bill, Norfolk, Va., 1953-56
 Strayhorn, Mario (10), Cincinnati, Ohio, 1998
 Sturgeon, Hugh (73), Owensboro, Ky., 1963
 Suggs, David (31), Shelbyville, Tenn., 1979-82
 Suggs, James (4), Henderson, Ky., 1990-92
 Sullivan, Chris (72), Louisville, Ky., 2005-06
 Summers, Thomas, Highland Park, Ill., 1948
 Sundberg, Dan (23), St. Matthews, Ky., 1963-65
 Sutus, Wayne (86), Folsom, Pa., 1965
 Swafford, Eric (57), Mayfield, Ky., 1990-92
 Swaney, Harold, 1941
 Sweeney, Will (16), Franklin, Tenn., 1994
 Sydnor, Elliott "Buddy", 1949
 Sykes, Billy (52), Clarksville, Tenn., 1968-71

T
 Taggart, Willie (1), Palmetto, Fla., 1995-98
 Talbert, Leroy (87), Lexington, Ky., 1971-72
 Talley, Danny (81), Tell City, Ind., 1975
 Talley, Joe, 1947-50
 Tamme, Seth (8), Danville, Ky., 2006, 2009
 Tandy, Keith (84), Hopkinsville, Ky., 1973-76
 Tanner, Isaac (40), Tampa, Fla., 2014
 Tate, Bill, Chattanooga, Tenn., 1950-53
 Tarter, Ed, Louisville, Ky., 1957
 Taylor, Bill (71), Owensboro, Ky., 1964-67
 Taylor, Charles (65), Indianapolis, Ind., 1958
 Taylor, Dexter (13), Indianapolis, Ind., 2008
 Taylor, Greg (35), Corbin, Ky., 1982-85
 Taylor, Hal, 1947, 1949
 Taylor, Jim, Clarksville, Tenn., 1960-62
 Taylor, Johnny (88), Glasgow, Ky., 1938-40
 Taylor, Larry (74), Williamsburg, Ky., 1979
 Taylor, Paul, 1925-28
 Taylor, Taywan (2), Louisville, Ky., 2013-16
 Teborek, August, 1933-34
 Terrell, Devante (98), Lakeland, Fla., 2013-15
 Terrell, Don, 1964
 Terry, Geno (57), Covington, Ky., 1984
 Terry, William "Gander", 1925-28
 Terry, Wonderful (5), Fort Pierce, Fla., 2014-15
 Theuerkauf, Jack, Evansville, Ind., 1952, 1957-59
 Third, Patrick (17), Chattanooga, Tenn., 1999
 Thomas, Antonio (37, 6), Louisville, Ky., 2002-05
 Thomas, Brad (52), Louisville, Ky., 1988-90
 Thomas, Cam (19), Paterson, N.J., 2011-14
 Thomas, DeVante (7), Baltimore, Md., 2013, 15
 Thomas, Gerald, 1968
 Thomas, Hayes (32), Tampa, Fla., 1998-2001
 Thomas, Jamie (81), Clarksville, Tenn., 1995
 Thomas, Jim, 1934-36
 Thomas, Jimmy (21), Ft. Campbell, Ky., 1974-77

Thomas, Mike (60), Henderson, Ky., 1963
 Thomas, Ryan (75), Orchard Park, N.Y., 2000-01, 2003-04
 Thomas, Willie (29), Sopchoppy, Fla., 1989
 Thomasson, Pat, 1978
 Thompson, Carey, 1949
 Thompson, Charles (47, 9), Louisville, Ky., 2001-04
 Thompson, Eddie (8), Ft. Knox, Ky., 1991-93
 Thompson, Terry (77), Hohenwald, Tenn., 1968-71
 Threet, Hoyte, 1947-50
 Throgmorton, August, 1925-27
 Throgmorton, Ray, 1924-25
 Thuney, Zach (45), Dayton, Ohio, 2004-07
 Tiebout, Dean (79), Maywood, Ill., 1986-88
 Tinius, Casey (83), Bowling Green, Ky., 2009-11
 Tinius, Jim (26), New Albany, Ind., 1976
 Tipton, Andrew, 1934, 1936-37
 Tischer, Cole (45), Brentwood, Tenn., 2009-12
 Todd, Brad (85), Sonora, Ky., 1977-80
 Todd, Jeff (88), Mesa, Ariz., 1983
 Tomblinson, Bennie, 1940
 Tomek, Dennis (12), Princeton, Ky., 1972-74
 Toomey, Lawrence, *Unknown*
Towner, Kyle (81), Mobile, Ala., 2014-16
 Towns, Tony (66), Louisville, Ky., 1976-78
 Townsley, Ron (7), Paducah, Ky., 1993-96
 Travis, Scott (15), Glasgow, Ky., 1983-84
 Traylor, Hoy, *Unknown*
Trigg, Marquez (5), Glasgow, Ky., 2016
 Triplett, Tom, 1936-38
 Trumbo, Montaze (82), Louisville, Ky., 2004
 Tucker, Edward, 1938
 Turner, J.J., *Unknown*
 Turner, Lonnie (3), Inglewood, Calif., 2014
 Turner, Tom (84), Clarksville, Ind., 1969-72
 Turpin, Vance (19), Jonesboro, Ga., 1989
 Tussey, Tom (78, 53), Catlettsburg, Ky., 1979-81
 Tweddell, Vince (13), Henderson, Ky., 1994
 Tyler, Richard, 1926
 Tyler, Robert (76), Paducah, Ky., 1989-91

U
 Underhill, Bill (51), Louisville, Ky., 1959-60

V
 Valentine, L.L., 1924-25
 Vance, Johnny (12, 15), Glasgow, Ky., 1966-69
 Vanest, Tom (34), Clarksville, Ind., 1967
 Van Hooser, Carroll, Marion, Ky., 1954-57
 Van Hooser, David, 1956-57
 Van Meter, Leslie (37), 1933-34
 Van Meter, Raymond (89), Elizabethtown, Ky., 1938-40
 Vanover, Matt (98), Floyds Knobs, Ind., 2003
 Van Slyke, Rick (77), Orlando, Fla., 1975-76
 Vasquez, Marcus (9), Chula Vista, Calif., 2009-10, 2012
 Vaughan, Blair (50, 25, 41), Clearwater, Fla., 2013-16
 Vaughan, Paul, 1928-30
 Veals, Antonio (84, 4), Louisville, Ky., 2000-03
 Veech, Bob, Anchorage, Ky., 1951
 Vettiner, Charlie, 1928
 Vickers, John, 1927-28
 Vogel, Melvin (64), Louisville, Ky., 1958-59
 Volkman, Mike (58), Evansville, Ind., 2000
 Voorhees, Jim (33), Ft. Thomas, Ky., 1966-69
 Vrbas, Mark (44), Atwood, Kan., 1990

W

Waddell, Ewell (27), 1931-33
 Waff, Jack, Portsmouth, Va., 1959-60
 Wafzigi, Jim (83), Louisville, Ky., 1973-75
 Waggoner, Don (58), Elida, Ohio, 1969
 Waiters, Josh (26), Bradenton, Fla., 2000
 Wales, Anthony "Ace" (20), Louisville, Ky., 2013-16
 Walker, Chris (91), Manchester, Ky., 2003, 2005-07
 Walker, DeShun (81), Lakeland, Fla., 1999-2000
 Walker, Paul (18), 1932-33
 Walker, Scott (55), Campbellsville, Ky., 1986-88
 Walker, Shepherd, 1931
 Wallace, Chandler (64), Ft. Pierce, Fla., 1987-89
 Wallace, Kenny (84), Bowling Green, Ky., 1963
 Wallace, Robert, 1953
 Wallace, Ryan (88), Bowling Green, Ky., 2011-12
 Waller, Kenny (82), Jeffersonville, Ind., 1962-65
 Wallheiser, Frank, 1946-49
 Wallis, Dewey, 1924
 Walls, Delvechio (3), Sarasota, Fla., 1995-98
 Walsh, Steve (70, 74), Voluntown, Conn., 1985-87
 Walston, Steve (40), Mt. Vernon, N.Y., 1986-87
 Walters, Pete (68), Shepherdsville, Ky., 1977-80
 Walton, Robert (54), Chattanooga, Tenn., 1971-73
 Ward, Dan, Pensacola, Fla., 1946
 Ward, Edwin, 1924-25
Ward, Marcus (8), Birmingham, Ala., 2013-15
 Ward, Tom (30, 31), Huntington, W.Va., 1973-75
 Ware, Gordon, Owensboro, Ky., 1951-52
 Ware, Riley (1), Ft. Myers, Fla., 1988-89
 Warner, Bryson (46), Florence, Ky., 1993-96
 Warner, Frank, 1930
 Warr, Darmontre (26), Louisville, Ky., 2013-15
 Warren, Ivory (70), Raiford, Fla., 1991
 Warren, Jim, Mt. Carmel, Ind., 1965-66
 Washington, Calvin (91), Charlottesville, Va., 2012-13
 Washington, Daerius (7), Fort Lauderdale, Fla., 2012
 Washington, Joe (77), Radcliff, Ky., 2000-03
 Wassom, Herb (41), Spring City, Tenn., 1957-60
 Wathen, Richard (89), Indianapolis, Ind., 1992-94
 Watkins, Larry (72), Louisville, Ky., 1966-67
 Watkins, Ricky (55), Louisville, Ky., 2004
 Watkins, Tom (87), Itta Bena, Miss., 1964-66
 Watson, Brad (85), Russellville, Ky., 1969-72
 Watson, Willie, Princeton, Ky., 1949-52
 Watters, Travis (18), Louisville, Ky., 2005-08
 Watterson, Dan (65), Elizabethtown, Ky., 1986-88
 Watts, Jonathan (3), Port Gibson, Miss., 1988-89
 Watts, Armando (9), Lima, Ohio, 1992-94
 Weaver, Jim "Big Ich", 1926-27
 Weaver, Lloyd (51), Covington, Ky., 1957-59
 Weaver, Ray, Covington, Ky., 1950, 1955-57
 Webb, Charles, Athens, Ga., 1963-64
 Webster, Charles (58), Louisville, Ky., 1991, 1994
 Wedge, Denny (66), Point Pleasant, W.Va., 1956-59
 Weeks, Larry, 1925-26
 Weinle, Rob (71), Cincinnati, Ohio, 1985-88
 Welch, Guy, 1915
 Welch, Randy (23), Bardstown, Ky., 1983
 Weldon, Freeman, 1925
 Wells, Robert, 1948
 Wells, Tony (54), Louisville, Ky., 1978-81
 Wells, Walter, 1924-25
 West, Tony (30), Granger, Ind., 2003
 Westmoreland, Bobby (54), Celina, Tenn., 1961-63
 Whitaker, Billy (39), Nashville, Tenn., 1990
 White, B.J., 1923-26
 White, Frank, 1930
 White, H.W., 1925
 White, Jim, Newport, Ky., 1951

White, Mike (14), Fort Lauderdale, Fla., 2016

White, Ray (56), Corbin, Ky., 1977-79
 White, Seth (75), Nashville, Tenn., 2011-12
 Whitney, Joel (60, 53), Shelbyville, Tenn., 1983-84
 Whittenberg, Wayne, 1931
Whyte, Masai (25), Shelbyville, Ky., 2015-16
 Wicker, Alton, 1926-29
Wiggins, Heath (95), Mayfield, Ky., 2016
 Wilder, Jerry, Owensboro, Ky., 1958-59
 Williams, Carl (52), Elizabethtown, Ky., 1972-75
 Williams, Cy, 1926-28
 Williams, Daniel (96), Baxley, Ga., 2004-05
 Williams, Jr., Darrell (62), Dublin, Ga., 2013-16
 Williams, Eric (46), Dayton, Ohio, 2004
 Williams, Glenn, 1935-37
 Williams, Porter (22), Nashville, Tenn., 1970-73
 Williams, Sidney (17), Lexington, Ky., 1994-95
 Willis, Stephen (36, 28), Indianapolis, Ind., 2004-05, 2008
 Williams, Terran (31), Bradenton, Fla., 2011-14
 Williams, Vince (37), Alpharetta, Ga., 2010, 2012
 Willis, Trent (16), Memphis, Tenn., 2002
 Wilson, Arthur (97), Cincinnati, Ohio, 1999-2002
 Wilson, David (54), Mayfield, Ky., 1987
 Wilson, Derrick (94), Beaumont, Texas, 1989-90
 Wilson, Neil (47), Tompkinsville, Ky., 2012
 Wilson, R.L., 1946
 Wilson, Robert "Bob", 1940-42
 Wilson, Steve (30), Louisville, Ky., 1969-72
 Wilson, Vernon "Tank", Evansville, Ind., 1952-55
 Winkenhofer, Arnold, 1925-28
 Wisham, Melvin (57), St. Louis, Mo., 1997-2000
 Withers, George (64), Versailles, Ky., 1966-67
 Withrow, Daniel (60), Bowling Green, Ky., 2000-03
 Wittman, Ben (91), Sarasota, Fla., 1996-99
 Wolke, David (3), Mount Juliet, Tenn., 2007-08
 Wonsowicz, Bemo (98), Gary, Ind., 1939
 Wood, Kevin (76), Kingwood, Texas, 1997-98
 Woodruff, Charles (80), Princeton, Ky., 1996-77
 Woods, Andrew, 1995
 Woods, Jimmy (15), Clarksville, Tenn., 1975-78
 Woods, Max (71), Paducah, Ky., 1990-91
 Wooldridge, G.J. (27), Somerset, Ky., 2004-05
 Woolridge, Joe (93), Greenwood, S.C., 2004-05
 Woolsley, L.B., 1926, 1930
 Worley, Ed, Ellijay, Ga., 1952-53
 Wright, Arius (21), Duluth, Ga., 2010-13
 Wright, Harold (21), Ft. Myers, Fla., 1984-87

Y

Yacovino, Frank (81, 34), Levittown, Pa., 1971-74
 Yeksigian, Leo, 1933-34
Yelder, Deon (19), Louisville, Ky., 2015-16
 York, Walter (34), Bowling Green, Ky., 1980-83
 Young, Bob (32), Covington, Ky., 1957-58
 Young, Chris (49), Cynthia, Ky. 2009-10
 Young, Dale (77), Paducah, Ky., 1972-75
 Young, Derrell (57), Fort Lauderdale, Fla., 2014
 Young, Kianté (29), Gainesville, Ga., 2010-12
 Young, Marcus (79), Nashville, Tenn., 1997, 1999

Z

Zanders, Roderick "Zip" (56, 81), Vienna, Ga., 1988-89
 Zimmerman, Al, 1941-42
 Zoretic, Tom (85), Merrittstown, Pa., 1938-40
 Zuttermeister, Rick, 1965

Bold indicates returning letterwinners



MANAGERS

A

Bradley Atwell	2014
Mike Austin	1982-86

B

James Bahm	1991-93
Kaliegh Belda	2009
Andrew Bennett	2008-09
Jim Biles	1972-76
Daniel Bogenschutz	2010-13
David Bolin	1979
Jimmy Botto	1926
John Brantley	1985
Stephon Brooks	2012
Henry Brown	1968
John Brown	1960-62
William Brown	1978-79
Adam Bush	2015-16

C

Clark Cable	2012
Anton Calvin	2014
Zack Cannon	2008
Griffin Carr	2013
Nick Carroll	2015
Prentice Carter	1985
Robert Chalker	1995
Will Chumbley	2015
Sterling Clark	1953
Jack Clore	1966-67
Kelly Cohen	2006-08
Vito Contento	1995-98
Lester "Rip" Collins	1980-84
Harold Corum	1966
Dewayne Cothron	1969-73
Matthew Cowles	2013-16
William Creekmur	1948

D

Mason Daly	2016
Brian Ditmer	2007-09

E

Matt Edmondson	2003-04
Jon Edmondson	2009-13
Gary Ebling	1967-70
Lauren Edsten	2004
Mary Clair Elson	2007-09
David Erie	1979-82

F

Nick Farmer	2015
Jeff Feix	1978-81
Alan Fern	2000
William Fortune	1983-86
Jess Funk	1931
Duyn Furgason	1983-88
Alvin Futrell	2006

G

Danelle Gamble	2003
Todd Gibson	1975-77
Larry Gilbert	1970-74
Melvin Gilbert	1959
J.D. Gilliam	2009
Mac Grace	1968-70
Albert Griffin	1949
Billy Griffin	1951
Megan Griggs	2016
Glenn Groble	1972
Justin Groenert	2000-03

H

Erik Hailey	2016
Jim Hall	1979
Danny Hape	1983-84
Kevin Haralson	2013-14
Bruce Harrison	1927
Justin Harp	2016
Rich Haydon	1973
Adam Haynes	2013
Brandon Haynes	2009
Aaron Hedges	2012-15
Brian Heep	2014
Eugene Heflin	1993-94
Kyle Heller	2015-16
Tom Henry	1977
Glenn Higdon	1968
Kolton Hix	2015-16
Kenny Holland	1977-81
Shane Holliday	2006-09
Ken Honchell	1962-65
Paul Hubbach	1981
Brent Huffman	2015-16
Evan Hunley	2015
Daniel Hurd	2016

J

Ollie Jim Jackson	1933-34
Mike Jander	1983-84, 1987-88
Nate Jenkins	2006
Buddy Jent	1974-76
Scott Johnson	1997-99
Tony Jones	1977
Forbis Jordan	1948

K

Michael King	2013-15
Myles King	2012-14
Kevin Kinnard	1988
Larry Kirkland	1966
Cydne Kitchens	2016

L

Blake Ladson	2006
Sarah Lammy	2006-08
Lyndsey Lang	2006-07
Ricky Lathon	1975-77
Orlie Lawrence	1929-30
Eddie Lawson	1988
Vince Lewis	2012-14
Todd Lindsey	1992
Zebedee Lynum	1977-80

M

Joel Marks	2001-03
Mike Martin	1983-84
Raven Matchen	2015
Doug McClamroch	1995
Matt McCay	2009-13
Chris McCormack	1997-99
Casey McDowell	2004,
	2006-07
Gary McReynolds	1978-80,
	1982
Todd Meeks	1985-86, 1988
Joe Milak	1968-71
Amber Montgomery	2007
Nick Morgan	2008-09
Austin Moss	2008-09
Kevin Moss	1994-95
Luke Mullis	2000

N

David Nance	1973
Rocky Napier	1974-77
Crystal Newton	2003-04
Jimmy Nolan	2003

O

David Owens	1974
-------------	------

P

Robert Perry	<i>Unknown</i>
Cliff Penell	1961-62
Brian Peyton	2003-04
Hannah Potter	2016
Alan Powers	1966
Charlie Pride	1982-86
Larry Pruitt	1969

Q

Mark Quisenberry	1990-92
------------------	---------

R

Ernest Rautter	1959
Julie Reed	2006-08
Parker Riggs	2016
Brett Riley	2006-07
Kristi Riley	1997
Larry Pat Riley	1979-82
Alex Roach	2009
John Robbins	2016
Stefon Robinson	2000
Jake Ryle	2008
Zach Ryle	2007-08

S

Dwaine Saalman	1980-84
Sam Sanders	1980-81
Mike Sarafolean	2007
Jeff Sauer	1973, 1975-77
Jay Scott	1965-66
Ryan Sieb	2009-13
Britt Shehan	1987
Nick Shelton	1979
Alex Sherrill	2012
Blake Slaters	2006
Clyde Smith	1947-48
Cory Smith	2007
Brandon Spurlock	2003-04
Barry Storm	1964-67
Scott Suiter	1988
Mike Swift	1968-70

T

Bill Taylor	1977-80
Larry Taylor	1979-80
Steve Thom	1961-62
Michael Thomson	2014
Kerry Tolley	2004
Wes Tomek	2000-01
David Trabue	1972, 1974-75
Robert Trabue	1973

W

Rickey Walker	1958
Stephen Walker	2002
Barry Walrond	1970-73
Mickey Walrond	1972-76
Brooke Warren	2003
Jared Watkins	2012
Brian Watwood	1995
Troy Wilkes	1990
Mack Williams	2009
Hank Wilson	2004, 2006-07
Brien Wissert	1988-92
DeWitt Worrell	1931-32
Kevin Worrell	1993
Luke Worrell	1993

Z

Charles Zambrano	1987-88
John Zehnder	2013-15
Ed Zinsius	2007



TRAINERS

A	
Mark Abrams	1985-86
Lee Allison	1998-99
Joe Alvey	1980-81
Todd Anderson	1983-85
B	
Mark Bailey	1975-78
Braden Bailey	2014
Matt Bartimus	2016
Curtis Baker	1999-02
Tim Barron	1978-82
Neil Beckman	2010-13
Noel Belcher	2014
Mike Beliles	1988, 90-92, 94
Keith Bessette	1990-91
Devin Bishop	2015
Bobby Boster	1990-93
Audra Brainard	2012-13
Susan Brandon	1976-78
Dan Brennan	1983-85
Ethan Brown	2014
Jarrett Brown	1994-96
Tim Brueggemann	1979-82
Jerry Burger	1972
Noah Burns	2016
Kim Byram	1978-80
C	
Jeremy Camron	2000-01
Fred Cantler	1974-78
Mike Carby	1993-95
Ashley Carroll	2001-02
Terry Castle	1982-83
Alexandria Cephus	2004-08
Erin Charles	2012-15
Jason Christian	1995
Richard Clemons	1979-82
Ethan Coghill	2013-14
James Cole	2010
Matt Coleman	1998-01
Rachel Coote	2010-11
Brad Cornelius	2012-13
Toryn Cornell	2013-16
Toby Crafton	1977-78
Don Crowder	1972-74
Kiara Cureton	2011-12
Paige Cutright	2010
D	
Dianna Davis	1987-90
Lisa Davis	1988-89
Doug Dawson	1997
Ryan Dawson	2014
Sheyna Denisar	1995-99
Carla DePoyster	2001
Eugene Dixon	1970-72
Tyrone Douthit	1991-94
Tom Doyle	1981-85
Johnathan Drake	1996-97
E	
Caroline Eastep	2016
Gary Ebling	1970-71
Lauren Edston	2006, 2008
Bill Edwards	1971-76
John Ellis	1975
Emily Elson	2006
Vanessa Embry	2000-03
Tim Everly	1988, 1990-91

F	
Katie Felts	1995-96
Abby Flynn	2014-16
Tra Fowler	1996-98
Bill Fox	1976
Sara Fox	2002
Tony Frey	1982
Katheryn Fulk	1994-96
Marty Fulkerson	1985

G	
Chris Gaddis	1986-89
Stephanie Garden	1984
Daniel Gardner	2005-06
Tyler Gaw	2010-13
Dean Geary	1978-82
Carol George	2000-02
Jeff Geron	1992-95
Crystal Gilliland	2000-03
Gretchen Gibson	1994-95
Todd Gibson	1995-98
Margaret Goetzinger	2010
Charles Gorecki	2001
Brett Graves	1974
Joel Gray	1980
Elizabeth Griffin	2000-02
Michonya Groves	2004-05

H	
Brian Hagan	2002-05
Lester Hagan	1983
Joe Harris	1988-92
Sheri Harris	1994-98
Katie Hart	2003-05
Rachel Held	2015-16
Justin Herod	1998-01
Jessica Hess	2001
Fred Hina	1983-87
Sharita Howard	2010-13
Steve Howard	1979
Allen Howell	1976
Stacey Hunt	1985
Matt Hunter	2008

I	
Amanda Ireland	2008-10

J	
Sonja Jackson	1991
Donitta Jenkins	1987-92
Hannah Jobes	2014
Tal Johnson	1984-87

K	
Nathan Kaminski	2014-16
Stacey Keeton	1991-93
Bill Kendall	1971-74
Bill Kehrwald	1997-99
Natalie Kimmel	2007-10
Randy Kimmel	1982-83
Sam Knott	2012-13
Cindy Kummer	1974-77

L	
Brennen Lawrence	1988, 1990-92
Jake Likens	1995-96
Frank Lillardt	2001
Pat Lilly	1981
Mark Linder	1983-87
Kelly Lingo	1994
Robin Lyons	1976-77
Tim Lyons	1994-96

M	
Robyn Mabie	1993
Danielle Marsh	2006-08
Lorinda Matson	1984-85
Drake McCarthy	1973-76
Brian McCreary	2005-06
Artie McGuffin	1975-78
Hugh McReynolds	1980-84
Regan Menard	2009
Amanda Migliaccio	2004-08
Stacie Milam	1993
Beth Miller	1995-97
Ethan Miller	2016
Grant Miller	2013-15
Desireah Mills	2013
Keith Mills	1999-02
Anessa Moberly	1990-91
Jason Moffitt	2002-03
Pam Moody (Herriford)	1973-75
Amber Moorman	2015-16
Chris Mudd	1997-01
Jason Musgrave	1991-94

N	
Frank Neville	1985-89
Heather Northrop	1994

O	
Eric Oliver	1988-92
Allan Overby	1984-88

P	
Steve Parker	1993-95
Lindsay Parson	2002-03
Teresa Peck	1977-78
Read Pennington	1975-79
Amanda Jo Peterson	2006-08
Brian Peyton	2006
David Phillips	1985-86, 1988
Kenny Pickett	1978-82
Derek Poor	1996
Nelson Prueett	1971-73
Larry Pruitt	1970

Q	
Mike Quinn	1987-91

R	
David Ralston	1980-83
Sarah Ramsey	1996-97
Michael Raper	1997
Shannon Reed	1994-96
Emily Reeves	2007-11
Nick Repka	1985-89
Perry Revlett	1979-81
Gregg Rich	1997
Simon Riggs	2014-15
Jim Robinson	1972-75
Laura Rohleder	1982
Rick Rolfsen	1986-89
Jeff Rose	1993

S	
Kate Samples	2010-13
George Sanders	1982
Terry Schaffer	1973
Kris Schreiber	1980-81
Kelly Schumm	1997
Traci Sewell	1985-89
Megan Sexton	2003-05
Josh Sheldon	2012
Laura Sheriden	1991
Loren Shipley	1980-84
DeWayne Short	1988-92
Aryn Seib	2015-16
Larry Starnes	1977-81
Devin Stewart	2007-11
Zack Strobble	1990-93
Gabby Stubblefield	2011-14
Justin Swails	2015-16
Mike Swift	1970-74

T	
Brody Thomas	2015
Jodi Thomas	2016
Eddie Tichenor	1978-81
Jim Tinius	1978-79
Kristen Todd	2011-13

W	
Jennifer Wade	1995-99
Marla Waggoner	1984-85
Sonya Webb	1983
Kristin Weddle	2015-16
Leigh Wehrle	2010
Mike Weissmann	1984-88
Stephanie Welsh	1995-99
Eric West	1984
Tracy Wharry	1982
Kory White	2002-03
Erica Wilder	2007-08
Ryan Williams	2014
Bianna Wilson	2016
Venita Wright	2001-02
Lindsay Wuchterl	2003-07

Y	
Ashlee York	2003-06
Jeff Young	1997-99

A

Adams, Junior - OC/WR, 2016
 Adams, Steve - Asst. DB, 2004-06
 Anderson, Carl "Swede" - 1927-28
 Aukerman, Craig - ILB, 2004; OLB, 2003
 Azzanni, Zack - OC/WR, 2011

B

Baker, Clarence - DL, 1975-83
 Barber, Kurt - OLB, 2009
 Barclay, Chris - RB, 2016
 Beard, Ryan - SAF, 2016
 Bob, Rafferty - WR, 1978-80
 Booker, Scott - DB, 2009
 Boso, Cap - QB/FB, 1998-99
 Bowen, Clint - DC, 2010
 Bray, Curtis - DE, 1995; DL, 1996
 Brohm, Brian - QB/Co-OC, 2016
 Brohm, Jeff - OC/QB, 2013
 Brumfield, Ricky - ST/DB, 2013-15
 Bugel, Joe - GA, 1964; OL, 1965-68

C

Callaway, Neil - OL, 2013-15
 Cassity, Mike - DC, 1983, 1985-86; LB, 1984; DB, 1987-88; Secondary, 2013-15; Staff, 2016
 Chism, Mike - TE, 2007-09; OLB, 2004-06
 Clark, Mark - WR, 1981; LB, 1983
 Clark, Sam - Backs, 1973; WR, 1983
 Cole, Bob - QB, 2009
 Crennel, Romeo - DL, 1971-74
 Cross, Bryan - OLB, 1993-02; TE, 2003
 Crossman, Danny - DB, 1994-95; OLB, 1996

Crum, Maurice - LB, 2017

Cullen, Herb - 1947
 Culley, David - QB/WR, 1984

D

Dartt, Geoff - OL, 2017

Dawson, Mike - DL, 1989
Deberry, Jami - SEC, 2017
 Delgado, Ken - DE, 2014-15
 Denstorff, Rick - OL, 1989-95
 Diddle, E.A. - 1930-33
 Dietzel, Mike - ST/OLB, 2007-08; DB, 2003-06
 Drake, Darryl - WR, 1985-89; DB, 1990; WR/QB, 1991
 Dunn, Don - DT, 2013-16

E

Echols, Roscoe - RB, 1999-02
 Ellis, Bryan - RB, 2015; WR, 2016
 Elrod, Turner - 1949-67
 Elson, David - DB, 1996-2002
 Fanoga, Mike - DL, 2000-04

F

Feix, Jimmy - QB, 1957-63; Backs, 1964-67
 Francis, Bob - 1933
 Franklin, Robbie - GA, 1967; DL, 1968-72

G

Gehring, Josh - TE, 2004
 Gilbert, Butch - OL, 1969-83; RB 1984; 1989-90
 Glanville, Jerry - DL, 1967
 Green, Anthony - GA, 1996
 Griffin, Frank - OL, 1949-64
 Guinane, Joe - RB, 2003

H

Hampton, Alonzo - DB, 2011-12
 Hansen, Lonnie - OL, 1987-88
 Hape, Bill - LB, 1973-82
 Harbaugh, Jim - Volunteer, 1993-01
 Harris, Bob - DE, 1984-85
 Hauser, Craig - Defensive GA, 1997-98
 Helton, Tyson - OC/QB - 2014-15
 Hendel, Andy - ILB, 1996-2000
 Hocker, Deke - WR, 2000-02
 Hoffman, Bruce - DB, 1989
 Holland, Jim - LB, 1987-88
 Holt, Nick - DC/LB, 2013; AHC/DC, 2014-16
 Holt, Stu - TE, 2011-12; Tackles, 2011; RB, 2005-09
 Hornback, Ted - 1940-41
 Huxtable, David - OL, 1985-86; DL, 1987-88; LB, 1989

J

Jamison, Alan - 1990
 Jenkins, Brain - 1995
 Johnson, Reggie - DE, 2016

K

Kellar, Scott - DL, 1992
 Kreutzer, Jim - GA, 1989; DL, 1990-91

L

Levine, Tony - Co-OC/ST/TE, 2016
 Lightner, Keven - OL, 2001-02
Lindsey, Jimmy - DL, 2017
 Livers, Virgil - WR, 1994
 Lyons, Patrick - GA, 1994

M

Mahaffey, Ryan - TE, 2017

Mallory, Doug - LB, 1990-91; DB, 1992-93
 Malowski, Karl - ST, 2010-12; LB, 2010
 Marquell, Cary - ILB, 2005-08
 Martindale, Don - ILB, 2001-03
 Mathies, Eric - DL, 2005-09; DT, 2010; DE, 2011-12
 McLeod, Andy - TE, 1997
 Mennenga, Shawn - OLB, 1997
 Mills, Ray - 1949
 Montgomery, Phillip - RB, 1995-98
 Moore, Tim - DL, 1984
 Moran, Tom - 1926
 Mottola, Bill - OL, 2000
 Murray, Lee - WR 1969-71; DB, 1972-77; RB, 1992-94

N

Nord, Greg - RB, 2014

O

Obee, Terry - RB, 2010-11

P

Peebles, Terry - QB, 1997
 Pimbleton, Donte - WR, 2012
 Pope, Jackie - DB, 1968-70
 Powers, Don - DC, 1984
 Pratt, A.J. - OT/TE, 2010
 Price, Terry - DL, 1994

R

Ravellette, Eric - TE, 2005
 Reardon, Ron - DL, 1985-86
 Rice, Markell - CB, 2003
 Richman, Andy - TE, 2006
 Riva, Tom - TE, 1991-92
 Robinson, Travaris - DB, 2008

S

Sanford, Mike - QB, 2010; HC, 2017

Sanford, Sr., Mike - STC/RB, 2017

Salato, Jimmy - 1942
 Scott, L.D. - DE, 2013
 Settles, Mike - DL, 1992-93, 95; OLB, 1994
 Shankweiler, Steve - OL, 1984; OC, 1985-86
 Shephard, Jamarcus - WR, 2014-15
 Sheridan, Nick - QB, 2012
 Sims, Tom - DL, 1997-99
 Smith, Kolby - RB, 2013
 Springer, Dennis - DB, 2007
Spurrer, Jr., Steve - AHC/QB, 2017
 Stansbury, Ed - 1938, 1940-41
 Swartz, Pete - DE, 1989; TE, 1990
 Symington, Chris - OL, 1996-99

T

Taggart, Willie - QB, 1999-06
 Terry, W.L. "Gander"- 1929, 1934-35
 Thomas, Lamar - WR, 2013
 Thompson, Don - LB, 1985-86
 Tinius, Jim - RB, 1985-87
 Twombly, Darren - DL, 1993

V

Vandem Bos, Lenny - DB, 1991

W

Walker, Larry - DB, 1978-83
 Walsh, Jim - GA, 1988
 Watkins, David - DE, 1987-88, 90-91; RB, 1989
 Weist, T.J. - WR, 2003-09
 Wells, Walt - OL, 2003-08; OC/OL, 2009; OG/C, 2010-12
White, Clayton - DB, 2010; DC/CB, 2017
 Williams, Dale - OL, 2016
 Winkenhofer, Arnold - 1939-41
 Woodie, Raymond - DE, 2010-11; LB, 2012;
 Wright, Kevin - QB, 2007-08

Y

Yarano, Don - RB, 1990-91; LB, 1992-95

Z

Zeleznik, Art - RB, 1968; OL/RB, 1969-72



WKU's 2002 National Championship Season

WKU 34, McNeese State 14

WKU defeated McNeese State 34-14 in Chattanooga, Tenn. in the championship game of the I-AA Playoffs to earn the program's first national title after advancing to the championship game for the first time since the school moved to the I-AA level in 1975.

Karl Maslowski intercepted Scott Pendarvis on MSU's first offensive play of the game, the first of a number of big plays for WKU.

Jeremi Johnson bowled over a pair of defenders to score on a 16-yard pass less than five minutes into the game, giving the Hilltoppers the lead for good. Frazier scored on a 55-yard run on the second play of the second quarter to double WKU's advantage. The defense allowed only 19 yards on seven plays after a late first-half turnover, forcing the Cowboys to settle

for a field goal as the Toppers led, 17-6, at the break.

Quarterback Jason Michael connected with Johnson for 49 yards, and Frazier scored from 14 yards out on the next play to cap WKU's first drive of the second half. With MSU trailing by 10 points and the third quarter nearing an end, Michael and Frazier hooked up for a screen pass that would go 54 yards, the quarterback would reach the end zone to finish the drive with 13:49 left in the contest.

Corey Shaw's interception set up the final points of the game, a 23-yard Martinez field goal, while Charles Thompson ended McNeese's final possession with the Toppers' third interception of the contest.

Four conference champions. The top three seeds. Two three-point decisions on the road. All pointed to one result, Western Kentucky's first-ever NCAA I-AA national championship.



GENERAL

HILLTOPPERS

2016 REVIEW

HISTORY

UNIVERSITY

OPPONENTS



2015 Conference USA Champions

WKU 45, Southern Miss 28

When the Hilltoppers began the 2015 campaign, the target was squarely on their backs. Expectations were high as WKU had been picked to win the league by most major publications, featuring the reigning Conference USA Most Valuable Player in Brandon Doughty.

The Hilltoppers delivered in spectacular fashion, producing, at the time, the second-most dominant campaign by a league champion in C-USA's 20 year history. WKU won seven of their eight regular season games. **Brandon Doughty was named the MVP of the championship game.**



conference games by double digits including six by 20 or more points. Their average margin of victory against C-USA opponents was a staggering 27.1 points.

WKU rolled into the league championship game, hosted at Houchen Industries-L.T. Smith Stadium, and faced off against one of the country's most improved teams, a 7-1 Southern Miss team that had just won the West Division.

The visitors started off slow, throwing an interception to safety Branden Leston on their opening drive which WKU answered with a quick score. It seemed business as usual for the East champions.

But the Golden Eagles buckled down and held WKU scoreless through much of the first half, building a 21-7 lead capped by an uncharacteristic pick-six from Doughty.

Then, with less than three minutes to go in the half, the Hilltoppers came alive. A methodical 19-play drive led to a Doughty touch-down scramble with 2:52 to play, and after forcing USM to punt - a beauty that rolled inside the five-yard line, the Tops found life again and drove 97 yards on seven plays in only a minute to tie the game at the break.

Southern Miss never led again.

WKU went on to score 24 second-half points and held USM scoreless in the fourth to win their first FBS conference championship.



2016 Conference USA Champions

WKU 58, Louisiana Tech 44

How do you follow up one of the most dominant seasons in program history? You go out and do it again.

There were question marks all around the 2016 Hilltoppers, following the departure of the most decorated senior class in the program's FBS history, including arguably the greatest quarterback in school history, Brandon Doughty.

Junior quarterback Mike White answered that question right around the time he connected with Nicholas Norris for a 75-yard touchdown strike in the first quarter of the season opener against Rice.

Behind one of the nation's top offensive lines, led by seniors Forrest Lamp, Max Halpin and Darrell Williams, Jr., the Hilltoppers buried opposing defenses with the nation's No. 1 scoring offense and stymied opposing offenses with the league's top defense and nation's No. 2 rush defense - only Alabama allowed fewer yards per game on the ground than WKU's 99.

After a sluggish 3-3 start, which included a loss at No. 1 Alabama and an overtime loss at home to Vanderbilt, the Hilltoppers got it going with an overtime victory at rival Middle Tennessee in the middle of October.

From there, they never looked back.

WKU's average margin of victory in the first six games of the regular season was just nine points per game with a 3-3 record. In the second half of the year, WKU walloped opponents to the tune of a 34 point per game victory margin to head into the championship

game at 9-3. All totaled, WKU surpassed its own mark as the second most dominant league champion of all-time, defeating C-USA opponents by an average of 29.3 points per game.

WKU was able to avenge its only C-USA loss of the past two years when they hosted Louisiana Tech in a match-up of two explosive offenses.

Anthony Wales was the star of the day, rushing for four touchdowns and catching another en route to earning Championship Game MVP honors and bringing another C-USA championship to Bowling Green.

Anthony Wales accounted for five touchdowns and was named MVP.





HOUCHENS INDUSTRIES-L.T. SMITH STADIUM

The 2017 season will be WKU's 50th in Houchens Industries-L.T. Smith Stadium and the 10th since the facility underwent a massive renovation.

The renovation of Houchens Industries-L.T. Smith Stadium began in April 2006 and featured the construction of a new west side of the stadium while also including a significant renovation of the stadium's existing east side. The stadium's capacity now stands at 22,113. The first phase of the renovation to Houchens Industries-L.T. Smith Stadium involved improving the existing east side structure.

Construction began on the West grandstand prior to the start of the 2007 season. The new side of the stadium contains approximately 5,000 seats, including an 832-seat club level, along with new concession stands and restrooms. The building also houses new football offices and a new weight room (10,000 square feet), training room (8,500 square feet), locker room (10,000 square feet) and equipment area.

The Hilltoppers have put together a .500 or better record in 33 campaigns since the stadium opened in 1968. Originally L.T. Smith Stadium, the name was changed to Houchens Industries-L.T. Smith Stadium in July, 2007.

LARGEST CROWDS TO SEE WKU

Date	Opponent	Att.	Result
9/10/16	at Alabama	101,821	L, 10-38
9/8/12	at Alabama	101,821	L, 0-35
10/24/15	at LSU	101,561	L, 20-48
9/5/09	at Tennessee	98,761	L, 7-63
11/12/11	at LSU	92,917	L, 9-42
9/2/06	at Georgia	92,746	L, 12-48
9/13/08	at Alabama	92,138	L, 7-41
9/1/07	at Florida	90,086	L, 3-49
9/7/13	at Tennessee	86,786	L, 20-52
9/4/10	at Nebraska	85,555	L, 10-49
9/27/03	at Auburn	85,046	L, 3-48
9/24/05	at Auburn	80,632	L, 14-37
9/29/01	at Wisconsin	75,662	L, 6-24
9/27/08	at Kentucky	70,730	L, 3-41
9/11/10	at Kentucky	66,584	L, 28-63
10/4/08	at Virginia Tech	66,233	L, 13-27
9/15/12	at Kentucky	53,980	W, 32-31(OT)
8/31/13	vs. Kentucky#	47,623	W, 35-26
9/4/04	at Kansas State	46,740	L, 13-27
8/31/02	at Kansas State	45,844	L, 3-48
9/25/10	at South Florida	40,276	L, 12-24

- Game held at L.P. Field in Nashville, Tenn.

Home Attendance Records

Season	Record	Att.	Avg.	Top Crowd (Opponent)
1968	3-1-1	55,119	11,024	20,428 (Eastern Kentucky)
1969	3-1-1	52,219	10,444	18,516 (Tennessee Tech)
1970	4-1	64,754	12,951	19,250 (Eastern Michigan)
1971	5-0	85,333	17,067	19,926 (Tennessee Tech)
1972	3-2	73,500	14,700	20,000 (Middle Tennessee)
1973	6-0	91,050	15,175	19,250 (Morehead State) 19,250 (Murray State)
1974	5-0	78,800	15,760	20,000 (Dayton)
1975	5-0	74,100	14,820	20,100 (Morehead State)
1976	3-1-1	79,250	15,850	20,000 (Middle Tennessee)
1977	1-3-1	71,950	14,390	19,750 (Morehead State)
1978	3-2	82,900	16,580	19,500 (Middle Tennessee)
1979	2-3	77,100	15,420	19,800 (Morehead State)
1980	5-0	80,800	16,160	20,100 (Middle Tennessee)
1981	2-3	60,000	12,000	17,000 (Morehead State)
1982	3-2	56,500	11,300	18,000 (Eastern Kentucky)
1983	2-3	45,900	9,180	14,500 (Morehead State)
1984	1-4	58,500	11,700	16,500 (Middle Tennessee)
1985	3-2	47,600	9,520	17,600 (Tennessee State)
1986	3-3	46,300	7,717	13,000 (Georgia Southern)
1987	4-1	63,250	12,650	19,250 (Murray State)
1988	5-0	56,400	11,280	18,200 (Chattanooga)
1989	4-1	49,900	9,980	18,000 (Tennessee Tech)
1990	1-4	54,700	10,940	18,000 (Eastern Kentucky)
1991	3-3	46,802	7,800	12,222 (Murray State)

Record in Smith Stadium: 176-85-4 (.672)

Total Attendance: 3,254,911

Record Attendance: 23,674 (Vanderbilt; Sept. 24, 2016)

Season	Record	Att.	Avg.	Top Crowd (Opponent)
1992	3-1	39,884	9,971	14,101 (Eastern Kentucky)
1993	5-0	28,390	5,678	8,800 (Jacksonville State)
1994	2-4	55,500	9,250	12,300 (Eastern Kentucky)
1995	2-2	38,700	9,675	13,200 (Murray State)
1996	4-1	48,300	9,660	17,600 (Eastern Kentucky)
1997	6-0	61,600	10,266	15,400 (Murray State)
1998	6-1	52,900	7,557	14,200 (Eastern Kentucky)
1999	3-2	45,050	9,010	13,100 (Tennessee State)
2000	7-1	61,100	7,638	12,200 (Tennessee Tech)
2001	5-1	58,300	9,717	14,000 (McNeese State)
2002	6-1	51,700	7,386	11,200 (Indiana State)
2003	6-1	70,871	10,124	18,317 (Eastern Kentucky)
2004	5-0	43,843	8,769	11,619 (Youngstown State)
2005	3-2	63,992	12,798	18,944 (Eastern Kentucky)
2006	4-2	54,306	9,051	12,424 (Indiana State)
2007	4-1	82,429	16,486	18,898 (Eastern Kentucky)
2008	1-4	83,483	16,697	22,297 (Murray State)
2009	0-6	84,616	14,103	20,568 (South Florida)
2010	0-5	72,884	14,577	20,772 (Indiana)
2011	3-3	91,862	15,310	19,409 (Navy)
2012	3-3	104,488	17,415	23,252 (Southern Miss)
2013	3-2	91,672	18,334	20,973 (Morgan State)
2014	5-1	97,833	16,306	18,472 (UTEP)
2015	6-0	107,759	17,960	20,320 (Miami (Ohio))
2016	5-1	110,722	18,454	23,674 (Vanderbilt)

Coaching Records

By Season

Coach	Years	W	L	T	Pct.
Nick Holt* (2016)	1	1	0	0	1.000
Jeff Brohm (2014-16)	3	30	10	0	.750
Bobby Petrino (2013)	1	8	4	0	.667
Lance Guidry* (2012)	1	0	1	0	.000
Willie Taggart (2010-12)	3	16	20	0	.444
David Elson (2003-09)	7	39	44	0	.470
Jack Harbaugh (1989-2002)	14	91	68	0	.572
Dave Roberts (1984-88)	5	26	30	1	.465
Jimmy Feix (1968-83)	16	106	56	6	.649
Nick Denes (1957-67)	11	57	39	7	.587
Jack Clayton (1948-56)	9	50	33	2	.602
Jesse Thomas (1933/46-47)	3	11	12	2	.480
Arnold Winkenhofer (1942)	1	3	4	1	.429
W.L. Terry (1938-41)	4	25	9	3	.735
Carl Anderson (1929/34-37)	5	31	12	3	.707
Ernie Miller (1932)	1	8	1	0	.889
James Elam (1930-31)	2	16	5	1	.762
E.A. Diddle (1922-28)	7	38	24	2	.613
L.T. Smith (1920-21)	2	2	5	1	.313
J.L. Arthur (1914-16)	3	5	8	2	.333
M.A. Leiper/ Roy Manchester (1913)	1	1	0	0	1.000

* Guidry served as interim head coach for 2012 Little Caesars Pizza Bowl

* Holt served as interim head coach for 2016 Boca Raton Bowl

By Wins

Coach	Years	W	L	T	Pct.
Jimmy Feix (1968-83)	16	106	56	6	.649
Jack Harbaugh (1989-2002)	14	91	68	0	.572
Nick Denes (1957-67)	11	57	39	7	.587
Jack Clayton (1948-56)	9	50	33	2	.602
David Elson (2003-09)	7	39	44	0	.470
E.A. Diddle (1922-28)	7	38	24	2	.613
Carl Anderson (1929/34-37)	5	31	12	3	.707
Jeff Brohm (2014-16)	3	30	10	0	.750
Dave Roberts (1984-88)	5	26	30	1	.465
W.L. Terry (1938-41)	4	25	9	3	.735
James Elam (1930-31)	2	16	5	1	.762
Willie Taggart (2010-12)	3	16	20	0	.444
Jesse Thomas (1933/46-47)	3	11	12	2	.480
Ernie Miller (1932)	1	8	1	0	.889
Bobby Petrino (2013)	1	8	4	0	.667
J.L. Arthur (1914-16)	3	5	8	2	.333
Arnold Winkenhofer (1942)	1	3	4	1	.429
L.T. Smith (1920-21)	2	2	5	1	.313
M.A. Leiper/ Roy Manchester (1913)	1	1	0	0	1.000
Nick Holt* (2016)	1	1	0	0	1.000

Victories (564)

No.	Date	Score	Opponent	Place
1	1913	20-0	Elizabethtown HS	Unknown
50	Oct. 26, 1929	40-6	Bethel (Tenn.)	Bowling Green, Ky.
100	Dec. 5, 1936	23-20	Tampa	Tampa, Fla.
150	Nov. 19, 1949	10-7	Murray State	Murray, Ky.
200	Sept. 19, 1959	13-8	Southeastern Missouri	Cape Girardeau, Mo.
250	Oct. 5, 1968	23-0	East Tennessee	Johnson City, Tenn.
300	Oct. 26, 1974	34-24	Eastern Kentucky	Bowling Green, Ky.
350	Oct. 16, 1982	28-14	Tennessee Tech	Clarksville, Tenn.
400	Oct. 30, 1993	41-9	Western Illinois	Bowling Green, Ky.
450	Nov. 25, 2000	27-0	Florida A&M	Bowling Green, Ky.
500	Nov. 18, 2006	24-14	Austin Peay	Bowling Green, Ky.
550	Nov. 21, 2015	63-7	Florida International	Miami, Fla.

Losses (385)

No.	Date	Score	Opponent	Place
1	Oct. 10, 1914	0-47	Middle Tennessee	Murfreesboro, Tenn.
50	Nov. 29, 1934	6-7	Western Michigan	Kalamazoo, Mich.
100	Nov. 7, 1953	7-13	Eastern Kentucky	Richmond, Ky.
150	Oct. 29, 1966	12-24	Eastern Kentucky	Bowling Green, Ky.
200	Nov. 6, 1982	16-31	Middle Tennessee	Bowling Green, Ky.
250	Nov. 10, 1990	27-29	Indiana State	Bowling Green, Ky.
300	Sept. 29, 2001	6-24	Wisconsin	Madison, Wisc.
350	Sept. 4, 2010	10-49	Nebraska	Lincoln, Neb.

First FBS win: Oct. 23, 2010 at Louisiana-Lafayette (54-21)

First win in Houchens-Smith Stadium: Sept. 21, 1968 vs. Butler (35-0) | Opening day of the stadium

First win over 'Power 5' opponent: Sept. 15, 2012 at Kentucky (32-31 OT)

First win over a ranked FBS opponent: Nov. 28, 2014 at No. 19 Marshall (67-66 OT)

First FBS bowl win: Dec. 24, 2014 vs. Central Michigan (49-48) | Popeyes Bahamas Bowl

First win as a ranked FBS team: (25) Dec. 21, 2015 vs. South Florida (45-35) | Miami Beach Bowl

Year	Game	Location	Opponent	W/L	Score
1952	Refrigerator Bowl	Evansville, Ind.	Arkansas State	W	34-19
1963	Tangerine Bowl	Orlando, Fla.	Coast Guard Academy	W	27-0
1973	Division II Playoffs 1st Round	Bowling Green, Ky.	Lehigh	W	25-16
	Grantland Rice Bowl	Baton Rouge, La.	Grambling	W	28-20
	Camellia Bowl	Sacramento, Calif.	Louisiana Tech	L	0-34
1975	Division II Playoffs 1st Round	Cedar Falls, Iowa	Northern Iowa	W	14-12
	Grantland Rice Bowl	Baton Rouge, La.	New Hampshire	W	14-3
	Camellia Bowl	Sacramento, Calif.	Northern Michigan	L	14-16
1987	Division I-AA Playoffs 1st Round	Richmond, Ky.	Eastern Kentucky	L	17-40
1988	Division I-AA Playoffs 1st Round	Macomb, Ill.	Western Illinois	W	35-32
	Division I-AA Playoffs 2nd Round	Richmond, Ky.	Eastern Kentucky	L	24-41
1997	Division I-AA Playoffs 1st Round	Bowling Green, Ky.	Eastern Kentucky	W	42-14
	Division I-AA Playoffs 2nd Round	Chaney, Wash.	Eastern Washington	L	21-38
2000	Division I-AA Playoffs 1st Round	Bowling Green, Ky.	Florida A&M	W	27-0
	Division I-AA Playoffs 2nd Round	Bowling Green, Ky.	Appalachian State	L	14-17
2001	Division I-AA Playoffs 1st Round	Greenville, S.C.	Furman	L	20-24
2002	Division I-AA Playoffs 1st Round	Bowling Green, Ky.	Murray State	W	59-20
	Division I-AA Playoffs 2nd Round	Macomb, Ill.	Western Illinois	W	31-28
	Division I-AA Playoff Semifinals	Statesboro, Ga.	Georgia Southern	W	31-28
	I-AA National Championship Game	Chattanooga, Tenn.	McNeese State	W	34-14
2003	Division I-AA Playoffs 1st Round	Bowling Green, Ky.	Jacksonville State	W	45-7
	Division I-AA Playoffs 2nd Round	Spartanburg, S.C.	Wofford	L	17-34
2004	Division I-AA Playoffs 1st Round	Huntsville, Texas	Sam Houston State	L	24-54
2012	Little Caesars Pizza Bowl	Detroit, Mich. (Ford Field)	Central Michigan	L	21-24
2014	Popeyes Bahamas Bowl	Nassau, Bahamas	Central Michigan	W	49-48
2015	Miami Beach Bowl	Miami, Fla.	South Florida	W	45-35
2016	Boca Raton Bowl	Boca Raton, Fla.	Memphis	W	51-31

All-Time Postseason Record: 17-10 (.630)





Opponent	First Meeting	Last Meeting	W	L	T
Akron	1965	1985	3	7	2
Alabama	2008	2016	0	3	0
Appalachian State	1972	2000	1	4	0
Arkansas State	1947	2013	4	3	1
Army	2013	2014	2	0	0
Auburn	2003	2005	0	2	0
Austin Peay	1940	2012	35	6	1
Ball State	1929	2008	1	2	0
Bethel (Ky.)	1915	1930	3	2	2
Bethel (Tenn.)	1922	1951	8	0	0
Boston University	1985	1985	1	0	0
Bowling Green	2007	2014	1	1	0
Bradley	1937	1947	3	1	0
Bryson	1922	1923	2	0	0
Butler	1965	1973	7	1	0
Campbellsville	1924	1924	1	0	0
Catawba (N.C.)	1931	1931	1	0	0
Centenary (La.)	1923	1923	0	1	0
Central Arkansas	2009	2009	0	1	0
Central Florida	1984	1994	2	2	0
Central Michigan	2012	2014	1	1	0
Centre	1925	1935	2	4	1
Chattanooga	1927	2007	5	8	0
Clarksville HS	1916	1916	1	0	0
Concord (W.Va.)	2004	2004	1	0	0
Cumberland (Ky.)	1922	1928	2	1	0
Cumberland (Tenn.)	1999	1999	1	0	0
C.W. Post (N.Y.)	1974	1974	1	0	0
Dayton	1974	1975	2	0	0
Delaware	1981	1982	0	2	0
Delta State	1949	1953	4	1	0
Drake	1965	1966	1	1	0
East Tennessee	1953	1978	18	6	2
Eastern Illinois	1983	2000	5	10	0
Eastern Kentucky	1914	2008	47	35	3
Eastern Michigan	1970	1971	1	1	0
Eastern Washington	1997	1997	0	1	0
Elizabethtown HS	1913	1913	1	0	0
Elon	1998	2001	3	0	0
Emporia State	1937	1938	2	0	0
Evansville	1924	1981	14	3	2
FIU	2002	2016	6	4	0
Florida	2007	2007	0	1	0
Florida A&M	2000	2000	1	0	0
Florida Atlantic	2008	2016	3	5	0
Furman	2001	2001	0	1	0
Gardner-Webb	1986	1987	1	1	0
Georgetown (Ky.)	1927	1950	9	1	0
Georgia	2006	2006	0	1	0
Georgia Southern	1986	2002	1	2	0
Georgia State	2013	2013	1	0	0
Grambling State	1973	1973	1	0	0
Hopkinsville HS	1915	1915	1	0	0
Houston Baptist	2016	2016	1	0	0
Illinois	2014	2014	0	1	0
Illinois State	1975	2006	10	3	0
Illinois Wesleyan	1933	1933	0	1	0
Indiana	2008	2015	0	3	0
Indiana State	1969	2011	14	6	1
Jacksonville State	1993	2003	4	1	0
John Carroll (Ohio)	1924	1924	0	1	0
Kansas State	1993	2004	0	3	0
Kentucky	2008	2013	2	3	0
Kentucky State	1980	2002	4	0	0
Kentucky Wesleyan	1923	1996	5	3	0
Lamar	1979	1979	0	1	0
Lambuth (Tenn.)	1926	1926	1	0	0
Lehigh	1973	1973	1	0	0
Liberty	1995	1996	0	2	0
Louisiana College	1948	1948	1	0	0
Louisiana-Lafayette	1992	2013	2	5	0
Louisiana-Monroe	1952	2013	5	4	0
LSU	2011	2015	0	2	0
LA Tech	1939	2016	3	4	0
Louisville	1922	1998	12	19	0
McNeese State	2001	2002	2	1	0
Marshall	1941	2016	4	4	0
Memphis	1933	2016	3	2	1
Miami (Fla.)	1930	1931	2	0	0

Opponent	First Meeting	Last Meeting	W	L	T
Miami (Ohio)	2015	2016	2	0	0
Middle Tennessee	1914	2016	31	34	1
Mississippi	1931	1942	0	2	0
Mississippi College	1956	1956	1	0	0
Missouri State	1984	2006	8	2	0
Morehead State	1939	2007	41	7	2
Morgan State	2013	2013	1	0	0
Morton Elliott	1920	1922	1	1	0
Murray State	1931	2008	36	24	7
Navy	2009	2014	2	2	0
Nebraska	2010	2010	0	1	0
New Hampshire	1975	1975	1	0	0
New Haven	1997	1998	2	0	0
North Carolina A&T	1987	1988	2	0	0
NC Central	2007	2007	1	0	0
North Texas	2007	2016	4	4	0
Northern Illinois	1969	1969	1	0	0
Northern Iowa	1975	2006	5	5	0
Northern Michigan	1975	1979	1	2	0
Oglethorpe (Ga.)	1936	1936	1	0	0
Ohio	1939	1941	1	1	0
Old Dominion	2014	2016	3	0	0
Olivet (Mich.)	1964	1964	1	0	0
Owensboro HS	1915	1916	1	1	0
Ozarks (Ark.)	1925	1926	0	2	0
Portland (Tenn.) HS	1916	1916	1	0	0
Portland State	1994	1994	0	1	0
Presbyterian (S.C.)	1940	1940	1	0	0
Rhodes College	1928	1929	1	1	0
Rice	2015	2016	2	0	0
St. Joseph's (Ind.)	1966	1967	2	0	0
Sam Houston State	2004	2004	0	1	0
Samford	1934	1950	3	3	1
South Alabama	2013	2013	0	1	0
South Florida	1997	2015	3	4	0
Southeastern La.	1983	1984	0	2	0
Southeast Missouri	1952	2000	10	1	0
Southern Illinois	1992	2006	9	6	0
Southern Miss	2012	2015	2	2	0
Southern Presbyterian	1921	1922	2	0	0
Stetson	1950	1953	0	2	0
Tampa	1935	1963	4	0	1
Tennessee	2009	2013	0	2	0
Tennessee-Martin	1997	2000	4	0	0
Tennessee State	1985	2000	2	2	0
Tennessee Tech	1922	2000	28	23	1
Texas State	2013	2013	1	0	0
Transylvania	1923	1935	8	2	0
Troy	1976	2013	2	9	1
UAB	1993	2014	3	3	0
Union (Ky.)	1921	2003	3	1	0
Union (Tenn.)	1927	1949	3	3	0
U.S. Coast Guard	1963	1963	1	0	0
UTEP	2014	2014	1	0	0
UTSA	2014	2014	1	0	0
Vanderbilt	1931	2016	1	4	0
Vanderbilt "B"	1921	1932	0	2	0
Virginia Tech	2008	2008	0	1	0
West Alabama	1986	1987	1	1	0
West Liberty (W.Va.)	1936	1936	1	0	0
West Virginia Tech	2003	2007	3	0	0
Western Carolina	1938	1974	2	1	0
Western Illinois	1937	2006	8	4	0
Western Michigan	1923	1947	3	11	1
Wisconsin	2001	2001	0	1	0
Wittenberg	1954	1972	4	0	0
Wofford	2003	2003	0	1	0
Xavier (Ohio)	1923	1936	0	3	0
Youngstown State	1942	2006	10	6	0

GENERAL

HILLTOPPERS

2016 REVIEW

HISTORY

UNIVERSITY

OPPONENTS



Year	Overall	Conf.	Finish	Coach	Notes
1913	1-0-0	-	-	M.A. Leiper, Roy Manchester	
1914	1-2-0	-	-	J.L. Arthur	
1915	1-4-2	-	-	J.L. Arthur	
1916	3-2-0	-	-	J.L. Arthur	
1918	<i>No Team — World War I</i>				
1919	<i>No Team — World War I</i>				
1920	<i>No Team — World War I</i>				
1920	0-1-0	-	-	L.T. Smith	
1921	2-4-1	-	-	L.T. Smith	
1922	9-1-0	-	-	E.A. Diddle	
1923	5-4-0	-	-	E.A. Diddle	
1924	4-5-0	-	-	E.A. Diddle	
1925	3-5-1	-	-	E.A. Diddle	
1926	4-4-1	-	-	E.A. Diddle	
1927	5-4-0	-	-	E.A. Diddle	
1928	8-1-0	-	-	E.A. Diddle	
1929	7-3-0	-	-	Carl "Swede" Anderson	
1930	8-1-1	-	-	James Elam	
1931	8-4-0	-	-	James Elam	
1932	8-1-0	-	-	Ernie Miller	
1933	6-2-0	-	-	Jesse Thomas	
1934	4-2-2	-	-	Carl "Swede" Anderson	
1935	7-3-0	-	-	Carl "Swede" Anderson	
1936	6-3-0	-	-	Carl "Swede" Anderson	
1937	7-1-1	-	-	Carl "Swede" Anderson	
1938	7-2-0	-	-	W.L. "Gander" Terry	
1939	7-1-1	-	-	W.L. "Gander" Terry	
1940	7-1-1	-	-	W.L. "Gander" Terry	
1941	4-5-1	-	-	W.L. "Gander" Terry	
1942	3-4-1	-	-	Arnold Winkenhofer	
1943	<i>No Team — World War II</i>				
1944	<i>No Team — World War II</i>				
1944	<i>No Team — World War II</i>				
1946	2-6-0	-	-	Jesse Thomas	
1947	3-4-2	-	-	Jesse Thomas	

Ohio Valley Conference (1948-1981)

1948	5-4-0	2-3	5th	Jack Clayton	First Season in Ohio Valley Conference
1949	5-4-0	2-3	6th	Jack Clayton	
1950	6-2-2	3-1-2	2nd	Jack Clayton	
1951	4-5-0	2-4	6th	Jack Clayton	
1952	9-1-0	4-1	T-1st	Jack Clayton	OVC Co-Champion, Refrigerator Bowl Champions
1953	6-4-0	2-3	4th	Jack Clayton	
1954	7-3-0	3-2	T-2nd	Jack Clayton	
1955	3-6-0	1-4	5th	Jack Clayton	
1956	5-4-0	2-3	3rd	Jack Clayton	
1957	5-3-1	1-3-1	T-4th	Nick Denes	
1958	4-5-0	2-4	5th	Nick Denes	
1959	5-4-0	3-3	4th	Nick Denes	
1960	2-6-1	1-4-1	6th	Nick Denes	
1961	6-3-0	4-2	3rd	Nick Denes	
1962	5-3-0	3-3	5th	Nick Denes	
1963	10-0-1	7-0	1st	Nick Denes	OVC Champions, Tangerine Bowl Champions
1964	6-3-1	3-3-1	T-3rd	Nick Denes	
1965	2-6-2	1-5-1	7th	Nick Denes	
1966	5-5-0	3-4	6th	Nick Denes	
1967	7-1-1	5-1-1	2nd	Nick Denes	
1968	7-2-1	5-2	2nd	Jimmy Feix	
1969	6-3-1	5-2	2nd	Jimmy Feix	
1970	8-1-1	5-1-1	1st	Jimmy Feix	OVC Champions
1971	8-2-0	6-1	1st	Jimmy Feix	OVC Champions
1972	7-3-0	5-2	2nd	Jimmy Feix	
1973	12-1-0	7-0	1st	Jimmy Feix	OVC Champions, Grantland Rice Bowl Champions Division II National Runner-Up
1974	7-3-0	5-2	T-2nd	Jimmy Feix	
1975	11-2-0	6-1	T-1st	Jimmy Feix	OVC Co-Champions, Grantland Rice Bowl Champions Division II National Runner-Up
1976	4-5-1	3-4	T-4th	Jimmy Feix	
1977	1-8-1	1-5-1	8th	Jimmy Feix	



Year	Overall	Conf.	Finish	Coach	Notes
1978	8-2-0	6-0	1st	Jimmy Feix	OVC Champions
1979	5-5-0	3-3	4th	Jimmy Feix	
1980	9-1-0	6-1	1st	Jimmy Feix	OVC Champions
1981	6-5-0	4-4	4th	Jimmy Feix	
Division I-AA Independent (1982-1998)					
1982	5-5-0	-	-	Jimmy Feix	First Season as I-AA Independent
1983	2-8-1	-	-	Jimmy Feix	
1984	2-9-0	-	-	Dave Roberts	
1985	4-7-0	-	-	Dave Roberts	
1986	4-6-1	-	-	Dave Roberts	
1987	7-4-0	-	-	Dave Roberts	Division I-AA Playoffs
1988	9-4-0	-	-	Dave Roberts	Division I-AA Playoffs
1989	6-5-0	-	-	Jack Harbaugh	
1990	2-8-0	-	-	Jack Harbaugh	
1991	3-8-0	-	-	Jack Harbaugh	
1992	4-6-0	-	-	Jack Harbaugh	
1993	8-3-0	-	-	Jack Harbaugh	
1994	5-6-0	-	-	Jack Harbaugh	
1995	2-8-0	-	-	Jack Harbaugh	
1996	7-4	-	-	Jack Harbaugh	
1997	10-2	-	-	Jack Harbaugh	Division I-AA Playoffs
1998	7-4	-	-	Jack Harbaugh	
Ohio Valley Conference (1999-2000)					
1999	6-5	4-3	T-3rd	Jack Harbaugh	
2000	11-2	7-0	1st	Jack Harbaugh	OVC Champions / Division I-AA Playoffs
Gateway Football Conference (2001-2006)					
2001	8-4	5-2	T-2nd	Jack Harbaugh	Division I-AA Playoffs
2002	12-3	6-1	T-1st	Jack Harbaugh	GFC Co-Champions
Division I-AA National Champions					
2003	9-4	5-2	T-3rd	David Elson	Division I-AA Playoffs
2004	9-3	6-1	T-2nd	David Elson	Division I-AA Playoffs
2005	6-5	4-3	T-4th	David Elson	
2006	6-5	4-3	T-4th	David Elson	
Football Bowl Subdivision Transitional Years (2007-2008)					
2007	7-5	-	-	David Elson	First Transition Year to FBS
2008	2-10	-	-	David Elson	
Sun Belt Conference (2009-2013)					
2009	0-12	0-8	9th	David Elson	First Season as Bowl-Eligible FBS Member
2010	2-10	2-6	9th	Willie Taggart	
2011	7-5	7-1	2nd	Willie Taggart	
2012	7-5	4-4	5th	Willie Taggart	Little Caesar's Pizza Bowl
	0-1			Lance Guidry	Guidry served as interim HC for WKU's first bowl game
2013	8-4	4-3	3rd	Bobby Petrino	
Conference USA (2014-2016)					
2014	8-5	4-4	T-3rd	Jeff Brohm	Popeyes Bahamas Bowl Champions
2015	12-2	8-0	1st	Jeff Brohm	Final AP Ranking: 24; Conference USA Champions
C-USA East Division Champions, Miami Beach Bowl Champions					
2016	11-3	7-1	1st	Jeff Brohm	Conference USA Champions, C-USA East Division Champions,
				Nick Holt*	Boca Raton Bowl Champions (Holt served as interim HC)

Bold indicates conference championship


M.A. Leiper and Roy Manchester
1913 (One Season)
1-0 (1.000)
1913 (1-0)

— Elizabethtown HS W, 20-0 -


J.L. Arthur
1914-16 (Three Seasons)
5-8-2 (.333)
1914 (1-2)

O 10 Middle Tennessee L, 0-47 -

O 23 Eastern Kentucky L, 6-36 -

N 26 Eastern Kentucky W, 18-0 -

1915 (1-4-2)

C: Gibson

O 2 Hopkinsville HS W, 6-0 -

O 9 Bethel (Ky.) T, 14-14 -

O 15 at Owensboro HS L, 0-51 -

O 23 at Bethel (Ky.) L, 0-40 -

N 1 Eastern Kentucky T, 0-0 -

N 13 Middle Tennessee L, 0-47 -

N 25 at Eastern Kentucky L, 0-6 -

1916 (3-2)

— Middle Tennessee — -

— Castle Heights — -

— Owensboro HS W, 2-0 -

— Hopkinsville HS — -

— Clarksville HS W, 13-0 -

— Portland (Tenn.) HS (F) W, 1-0 -

— Eastern Kentucky L, 12-13 -

— Eastern Kentucky L, 0-16 -

1917-19

No Team — World War I


L.T. Smith
1920-21 (Two Seasons)
2-5-1 (.313)
1920 (0-1)

N 4 Morton Elliott L, 0-13 -

1921 (2-4-1)

O 1 Union (Ky.) L, 0-30 -

O 8 Bethel (Ky.) L, 0-26 -

O 22 Vanderbilt B L, 0-12 -

N 5 Eastern Kentucky W, 21-0 -

N 11 Middle Tennessee L, 7-13 -

N 18 Bethel (Ky.) T, 7-7 -

N 24 So. Presbyterian W, 12-0 -


E.A. Diddle
1922-28 (Seven Seasons)
38-24-2 (.613)
1922 (9-1)

S 30 at Louisville W, 6-0 -

O 6 Middle Tennessee W, 31-6 -

O 13 Cumberland (Ky.) W, 13-7 -

O 21 Tennessee Tech W, 19-0 -

O 27 Morton Elliott W, 63-0 -

N 4 Bethel (Tenn.) W, 19-0 -

N 10 Eastern Kentucky W, 47-6 -

N 18 Vanderbilt B L, 6-13 -

N 24 Bryson W, 23-12 -

N 30 So. Presbyterian W, 21-0 -

1923 (5-4)

Captain: Edward R. Ward

S 29 Louisville (H) W, 19-7 -

O 6 Xavier L, 14-21 -

O 20 Cumberland (Ky.) L, 6-13 -

O 27 Western Michigan L, 0-24 -

N 3 Centenary L, 6-75 -

N 10 Transylvania W, 13-6 -

N 16 Kentucky Wesleyan W, 24-6 -

N 17 Bryson W, 25-13 -

N 24 Bethel (Ky.) W, 19-0 -

1924 (4-5)

C: Wilson "Babe" Hunt

S 27 Campbellsville W, 65-0 -

O 4 John Carroll L, 0-51 -

O 11 at Louisville L, 7-12 -

O 18 Middle Tennessee W, 44-0 -

O 25 Western Michigan L, 0-14 -

N 8 Transylvania L, 0-13 -

N 15 Xavier L, 0-29 -

N 22 Evansville W, 35-0 -

N 27 Bethel (Ky.) W, 73-0 -

1925 (3-5-1)

C: Harry "Pap" Glenn

S 26 Western Michigan L, 0-20 -

O 3 Bethel (Tenn.) W, 24-6 -

O 10 Louisville L, 0-6 -

O 17 Middle Tennessee T, 7-7 -

O 24 Centre L, 0-13 -

N 14 Transylvania W, 7-0 -

N 21 Evansville W, 14-6 -

N 25 College of Ozarks L, 0-20 -

N 30 Kentucky Wesleyan L, 0-13 -



1926 (4-4-1)

C: Ual Killebrew		
S 25 Centre	T, 0-0	-
O 2 Bethel (Tenn.)	W, 21-6	-
O 16 Western Michigan	L, 2-3	-
O 23 Lambuth	W, 29-13	-
O 30 Kentucky Wesleyan	W, 22-0	-
N 6 at Louisville	L, 10-26	-
N 13 Transylvania	L, 3-7	-
N 20 Evansville	W, 61-0	-
N 27 College of Ozarks	L, 3-14	-

1927 (5-4)

C: August Throgmorton		
S 30 at Chattanooga	L, 6-42	-
O 8 at Bethel (Tenn.)	W, 61-0	-
O 15 Transylvania	W, 27-0	-
O 22 at Georgetown (Ky.)	L, 0-6	-
O 29 at Kentucky Wesleyan	L, 0-19	-
N 5 Louisville (HC)	W, 7-6	-
N 11 Union (Tenn.)	L, 0-19	-
N 19 at Evansville	W, 27-0	-
N 24 Eastern Kentucky	W, 12-0	-

1928 (8-1)

S 29 at Centre	W, 12-0	-
O 6 Rhodes College	W, 18-0	-
O 13 Bethel (Tenn.)	W, 39-0	-
O 20 at Middle Tennessee	W, 19-0	-
O 27 Georgetown (Ky.) (HC)	W, 19-0	-
N 3 Louisville	W, 20-0	-
N 10 Kentucky Wesleyan	W, 13-0	-
N 16 at Union (Tenn.)	L, 6-7	-
N 24 Cumberland (Ky.)	W, 25-0	-



Carl "Swede" Anderson

Two Stints
See Second Entry

1929 (7-3)

C: Alton Wicker, Ed Stansbury (Alt.)		
S 28 Middle Tennessee	W, 19-0	-
O 5 Ball State	W, 13-0	-
O 12 at Rhodes College	L, 6-12	-
O 19 at Louisville	W, 13-0	-
O 26 Bethel (Tenn.)	W, 40-6	-
N 2 Centre (HC)	L, 6-7	-
N 9 at Kentucky Wesleyan	L, 2-7	-
N 16 Georgetown (Ky.)	W, 6-0	-
N 23 Evansville	W, 44-0	-
N 28 Eastern Kentucky	W, 36-0	-



James Elam

1930-31 (Two Seasons)
16-5-1 (.762)

1930 (8-1-1)

C: Paul "Burrhead" Vaughn		
S 27 at Centre	L, 0-31	-
O 4 at Transylvania	W, 19-0	-
O 11 Bethel (Ky.)	W, 31-0	-
O 18 Middle Tennessee	W, 13-7	-
O 25 Louisville (HC)	W, 7-6	-
N 1 Kentucky Wesleyan	W, 25-14	-
N 15 Georgetown (Ky.)	W, 20-0	-
N 22 at Eastern Kentucky	W, 50-0	-
N 27 Western Michigan	T, 0-0	-
D 6 at Miami (Fla.)	W, 19-0	-

1931 (8-4)

C: Dillard Martin		
S 19 at Mississippi	L, 6-13	-
S 28 at Vanderbilt	L, 6-52	-
O 3 at Centre	L, 7-28	-
O 10 Catawba	W, 14-7	-
O 17 Middle Tennessee	W, 12-0	-
O 24 Murray State	W, 7-0	-
O 29 at Union (Ky.)	W, 12-0	-
O 31 Louisville	W, 20-6	-
N 7 Miami (Fla.) (HC)	W, 20-0	-
N 14 at Western Michigan	L, 0-13	-
N 21 Eastern Kentucky	W, 42-7	-
N 28 Georgetown (Ky.)	W, 25-0	-



Ernie Miller

1932 (One Season)
8-1 (.800)

1932 (8-1)

C: Fletcher Holeman		
S 24 Evansville	W, 38-0	-
O 1 Transylvania	W, 27-7	-
O 8 at Vanderbilt	L, 0-26	-
O 15 at Middle Tennessee	W, 21-7	-
O 22 at Murray State	W, 6-0	-
N 5 Georgetown (Ky.) (HC)	W, 24-0	-
N 12 Union (Tenn.)	W, 46-0	-
N 19 Eastern Kentucky (F)	W, 1-0	-
N 19 Louisville	W, 58-0	-

GENERAL

HILLTOPPERS

2016 REVIEW

HISTORY

UNIVERSITY

OPPONENTS



Jesse Thomas

Two Stints

See Second Entry

1933 (6-2)

C: Ewell Waddell

S 30	Middle Tennessee	W, 32-0	-
O 7	at Tennessee Tech	W, 7-6	-
O 14	Murray State (HC)	L, 6-20	-
O 21	at Louisville	W, 45-0	-
O 28	at Memphis	W, 19-0	-
N 11	at Georgetown (Ky.)	W, 24-0	-
N 18	Illinois Wesleyan	L, 0-7	-
N 30	Transylvania	W, 48-6	-



Carl "Swede" Anderson

1929, 1934-37 (Five Seasons)

32-12-2 (.717)

1934 (4-2-2)

C: Elvis Donaldson

O 6	Memphis	T, 0-0	-
O 13	Tennessee Tech	W, 27-0	-
O 20	Transylvania	W, 20-0	-
O 26	at Middle Tennessee	W, 14-0	-
N 3	Samford (HC)	T, 0-0	-
N 10	at Eastern Kentucky	W, 47-9	-
N 17	at Murray State	L, 14-27	-
N 29	at Western Michigan	L, 6-7	-

1935 (7-3)

C: Si Prewitt

S 28	Bethel (Tenn.)	W, 36-0	-
O 5	at Western Michigan	L, 0-6	-
O 11	at Tennessee Tech	W, 31-6	-
O 19	Transylvania	W, 35-0	-
O 25	at Middle Tennessee	L, 0-7	-
N 2	Murray State	W, 21-6	-
N 16	Samford (HC)	L, 0-19	-
N 23	Eastern Kentucky	W, 40-6	-
N 28	Tampa	W, 18-0	-
D 7	at Centre	W, 13-7	-

1936 (6-3)

C: Charles "Bub" Ellis, Willard Peebles (Alt)

S 26	West Liberty	W, 33-0	-
O 3	Tennessee Tech	W, 27-0	-
O 9	at Xavier	L, 7-12	-
O 17	Middle Tennessee	L, 0-9	-
O 31	Oglethorpe (HC)	W, 6-0	-
N 7	Samford	L, 6-14	-
N 14	at Eastern Kentucky	W, 7-0	-
N 21	at Murray State	W, 14-0	-
D 5	at Tampa	W, 23-20	-

1937 (7-1-1)

C: Clarence Caple, Joe Cook (Alt)

S 24	Emporia State	W, 7-0	-
O 1	at Bradley	W, 21-0	-
O 8	Tampa (HC)	W, 13-0	-
O 15	at Tennessee Tech	W, 20-0	-
O 22	Union (Ky.)	W, 21-0	-
O 30	at Western Michigan	L, 7-13	-
N 6	Eastern Kentucky	W, 23-0	-
N 13	Western Illinois	W, 28-0	-
N 20	Murray State	T, 7-7	-



W.L. "Gander" Terry

1938-41 (Four Seasons)

25-9-3 (.735)

1938 (7-2)

C: Tom Triplett, Joe Gili (Alt)

S 24	Emporia State	W, 34-0	-
O 1	at Vanderbilt	L, 0-12	-
O 8	Samford	W, 6-0	-
O 15	Tennessee Tech	L, 6-7	-
O 29	Western Michigan (HC)	W, 13-6	-
N 5	at Eastern Kentucky	W, 32-7	-
N 12	Western Carolina	W, 55-0	-
N 19	at Murray State	W, 21-7	-
D 3	at Tampa	W, 50-7	-

1939 (7-1-1)

C: Sam Panepinto, Waddell Murphy (Alt)

S 23	at Ohio	W, 14-7	-
S 30	Morehead State	W, 2-0	-
O 7	Louisiana Tech (HC)	W, 20-7	-
O 13	at Tennessee Tech	L, 0-10	-
O 21	at Memphis	W, 12-0	-
O 28	Middle Tennessee	W, 26-2	-
N 4	at Western Michigan	W, 20-14	-
N 11	Eastern Kentucky	W, 26-0	-
N 25	Murray State	T, 12-12	-

1940 (7-1-1)

S 28	at Bradley	W, 13-0	-
O 5	Presbyterian	W, 26-7	-
O 11	at Louisiana Tech	L, 6-7	-
O 19	Tennessee Tech	W, 6-0	-
O 26	Middle Tennessee	W, 13-0	-
N 2	Western Michigan (HC)	W, 25-6	-
N 9	at Morehead State	T, 0-0	-
N 16	Austin Peay	W, 20-0	-
N 23	Murray State	W, 6-0	-

1941 (4-5-1)

S 19	at Austin Peay	W, 38-0	-
S 27	at Morehead State	W, 14-0	-
O 3	at Middle Tennessee	W, 15-7	-
O 11	at Ohio	L, 7-20	-
O 18	at Marshall	L, 7-34	-
O 25	Eastern Kentucky (HC)	W, 27-20	-
N 1	at Western Michigan	L, 7-21	-

N 7	at Tennessee Tech	L, 6-27	-
N 14	Samford	L, 7-20	-
N 20	Murray State	T, 0-0	-



Arnold Winkenhofer

1942 (One Season)
3-4-1 (.431)

1942 (3-4-1)

S 26	at Mississippi	L, 6-39	-
O 3	Marshall	W, 19-13	-
O 9	at Youngstown State	L, 6-40	-
O 17	Morehead State	W, 9-0	-
O 23	at Union (Tenn.)	L, 0-38	-
O 31	at Eastern Kentucky	L, 0-18	-
N 7	Tennessee Tech (HC)	T, 6-6	-
N 21	at Murray State	W, 24-13	-

1943-45

No Team — World War II



Jesse Thomas

1933, 1946-47 (Three Seasons)
11-12-2 (.480)

1946 (2-6)

C: Dallas Arnold, Rapheal "Boots" Able

O 4	at Austin Peay	W, 25-6	-
O 12	at Bradley	L, 0-27	-
O 18	Louisville	W, 20-19	-
O 25	Western Michigan (HC)	L, 20-32	-
N 1	at Tennessee Tech	L, 6-32	-
N 8	at Morehead State	L, 7-36	-
N 15	Eastern Kentucky [^]	L, 0-6	-
N 27	Murray State	L, 6-55	-

[^] - First night game in program history

1947 (3-4-2)

C: Jimmy Haynes

S 26	at Evansville	T, 0-0	-
O 4	Arkansas State	T, 14-14	-
O 11	Tennessee Tech	W, 13-7	-
O 18	Bradley (HC)	W, 15-13	-
O 24	at Louisville	L, 13-19	-
N 1	at Western Michigan	L, 0-39	-
N 8	Morehead State	W, 20-0	-
N 15	at Eastern Kentucky	L, 7-27	-
N 22	at Murray State	L, 0-20	-



Jack Clayton

1948-56 (Nine Seasons)
50-33-2 (.602)

1948 (5-4, 2-3 OVC - Fifth)

S 25	at Evansville*	L, 6-12	-
O 2	at Arkansas State	L, 12-13	-
O 9	at Morehead State*	W, 19-14	-
O 16	Union (Tenn.)	W, 20-7	-
O 23	at Louisville*	L, 6-20	-
O 30	Georgetown (Ky.)	W, 33-0	-
N 6	Louisiana College	W, 35-18	-
N 13	Eastern Kentucky* (HC)	W, 14-13	-
N 25	Murray State*	L, 7-34	-

* Ohio Valley Conference Game

1949 (5-4, 2-3 OVC - Sixth)

S 24	Louisville*	L, 7-47	-
O 1	Evansville*	L, 0-20	-
O 8	Morehead State*	W, 19-0	-
O 15	at Union (Tenn.)	W, 20-7	-
O 22	Samford	W, 20-0	-
O 29	at Georgetown (Ky.)	W, 13-7	-
N 5	Delta State (HC)	L, 7-13	-
N 12	at Eastern Kentucky*	L, 7-20	-
N 19	at Murray State*	W, 10-7	-

* Ohio Valley Conference Game

1950 (6-2-2, 3-1-2 OVC - Second)

C: Roy Hina, Joe Talley

S 23	Samford	W, 13-0	-
S 30	at Evansville*	T, 7-7	-
O 7	Marshall*	L, 13-47	-
O 14	at Morehead State*	W, 23-21	-
O 21	Georgetown (Ky.)	W, 41-13	-
O 28	at Tennessee Tech*	W, 21-0	-
N 4	at Delta State	W, 26-7	-
N 11	Eastern Kentucky* (HC)	W, 14-13	-
N 18	Murray State*	T, 27-27	-
N 25	at Stetson	L, 14-41	-

* Ohio Valley Conference Game

1951 (4-5, 2-4 OVC - Sixth)

C: Lawrence "Butch" Gilbert

S 22	Bethel (Tenn.)	W, 56-0	-
S 29	Evansville*	W, 41-7	-
O 6	at Marshall*	L, 21-35	-
O 13	Morehead State*	W, 20-7	-
O 20	Tennessee Tech* (HC)	L, 7-14	-
O 27	at Memphis	L, 0-38	-
N 3	Delta State	W, 46-6	-
N 10	at Eastern Kentucky*	L, 7-31	-
N 17	at Murray State*	L, 6-23	-

* Ohio Valley Conference Game

GENERAL

HILLTOPPERS

2016 REVIEW

HISTORY

UNIVERSITY

OPPONENTS

**1952 (9-1, 4-1 OVC - T-First)****Refrigerator Bowl Champion**

C: Will Price, Willie Watson

S 20	Middle Tennessee*	W, 33-19	-
S 27	at Evansville	W, 39-0	-
O 11	at Morehead State*	W, 39-7	-
O 18	Louisiana-Monroe	W, 42-27	-
O 25	at Tennessee Tech*	L, 13-21	-
N 1	Delta State	W, 35-13	-
N 8	Eastern Kentucky* (HC)	W, 48-6	-
N 15	Southeast Missouri	W, 41-0	-
N 22	at Murray State*	W, 12-7	-
D 7	vs. Arkansas State^	W, 34-19	-

* Ohio Valley Conference Game

^ Refrigerator Bowl, Evansville, Ind.

1953 (6-4, 2-3 OVC - Fourth)

C: Marvin Satterly, Max Stevens

S 19	at Middle Tennessee*	L, 0-13	-
S 26	East Tennessee	W, 32-13	-
O 3	at Stetson	L, 7-18	-
O 10	Morehead State*	W, 48-0	-
O 17	at Louisiana-Monroe	W, 28-0	-
O 24	Tennessee Tech*(HC)	L, 21-34	-
O 31	at Delta State	W, 21-19	-
N 7	at Eastern Kentucky*	L, 7-13	-
N 14	Evansville	W, 26-13	-
N 21	Murray State*	W, 13-7	-

* Ohio Valley Conference Game

1954 (7-3, 3-2 OVC - T-Second)

C: Jerry Passafiume, Jim Phifer

S 18	Wittenberg	W, 32-13	-
S 25	at East Tennessee	W, 24-6	-
O 2	Middle Tennessee*	W, 7-6	-
O 9	at Morehead State*	W, 19-13	-
O 16	Louisiana-Monroe	W, 19-7	-
O 23	at Tennessee Tech*	W, 32-12	-
O 30	Louisville	W, 25-7	-
N 6	Eastern Kentucky* (HC)	L, 0-21	-
N 13	at Evansville	L, 13-21	-
N 20	at Murray State*	L, 0-19	-

* Ohio Valley Conference Game

1955 (3-6, 1-4 OVC - Fifth)

C: Jerry Nassano, Vernon "Tank" Wilson

S 24	East Tennessee	W, 20-7	-
O 1	at Middle Tennessee*	L, 13-25	-
O 8	Morehead State*	W, 12-7	-
O 15	at Louisiana-Monroe	L, 9-21	-
O 22	Tennessee Tech*	L, 7-19	-
O 29	at Louisville	L, 0-20	-
N 5	at Eastern Kentucky*	L, 0-7	-
N 12	Evansville	W, 46-6	-
N 19	Murray State* (HC)	L, 12-28	-

* Ohio Valley Conference Game

1956 (5-4, 2-3 OVC - T-Third)

C: Jim Chambliss, Bill Strawn

S 22	at East Tennessee	W, 12-7	-
S 29	Middle Tennessee*	L, 6-7	-
O 6	Youngstown State	W, 26-9	-
O 13	at Tennessee Tech*	L, 26-39	-
O 20	Eastern Kentucky*(HC)	W, 14-6	-
O 27	at Memphis	L, 0-42	-
N 3	at Morehead State*	W, 9-7	-
N 10	Mississippi College	W, 14-0	-
N 17	at Murray State*	L, 13-34	-

* Ohio Valley Conference Game

**Nick Denes****1957-67 (11 Seasons)****57-39-7 (.587)****1957 (5-3-1, 1-3-1 OVC - T-Fourth)**

C: Twyman Patterson, Carroll VanHooser

S 21	at Southeast Missouri	W, 25-20	-
S 28	East Tennessee	W, 10-6	-
O 5	at Middle Tennessee*	L, 7-26	-
O 12	at Youngstown State	W, 9-6	-
O 19	Tennessee Tech*	L, 9-27	-
N 2	at Eastern Kentucky*	L, 0-28	-
N 9	Morehead State* (HC)	W, 28-6	-
N 16	Wittenberg	W, 28-13	-
N 23	Murray State*	T, 7-7	-

* Ohio Valley Conference Game

1958 (4-5, 2-4 OVC - T-Fifth)

C: Rod Bagby, Jim "Yogi" Hardin

S 20	Southeast Missouri	W, 12-0	-
S 27	at East Tennessee*	L, 0-8	-
O 4	Middle Tennessee*	L, 7-10	-
O 11	at Youngstown State	L, 6-20	-
O 18	at Tennessee Tech*	L, 3-7	-
N 1	Eastern Kentucky* (HC)	W, 21-14	-
N 8	at Morehead State*	W, 14-0	-
N 15	Austin Peay	W, 34-16	-
N 22	at Murray State*	L, 7-12	-

* Ohio Valley Conference Game

1959 (5-4, 3-3 OVC - T-Fourth)

C: Dave Miller, Denny Wedge

S 15	at Louisville	L, 0-19	-
S 19	at Southeast Missouri	W, 13-8	-
S 26	East Tennessee*	L, 7-13	-
O 3	at Middle Tennessee*	L, 2-37	-
O 10	at Austin Peay	W, 20-12	-
O 17	Tennessee Tech* (HC)	L, 19-29	-
O 31	at Eastern Kentucky*	W, 14-7	-
N 7	Morehead State*	W, 27-14	-
N 21	Murray State*	W, 21-6	-

* Ohio Valley Conference Game

**1960 (2-6-1, 1-4-1 OVC - T-Sixth)**

C: Herb Wassom

S 17	Southeast Missouri	L, 19-28	-
S 24	at East Tennessee*	T, 7-7	-
O 1	Middle Tennessee*	W, 20-13	-
O 8	Austin Peay	W, 34-6	-
O 15	at Tennessee Tech*	L, 7-10	-
O 21	at Louisville	L, 0-44	-
O 29	Eastern Kentucky* (HC)	L, 7-17	-
N 5	at Morehead State*	L, 6-12	-
N 12	at Murray State*	L, 7-26	-

* Ohio Valley Conference Game

1961 (6-3, 4-2 OVC - Third)

C: Winton Boone, Jackie Poynter (Alt)

S 16	at Southeast Missouri	W, 13-0	-
S 23	East Tennessee*	W, 32-14	-
S 30	at Middle Tennessee*	L, 6-14	-
O 7	at Austin Peay	W, 26-6	-
O 14	Tennessee Tech*	L, 12-13	-
O 21	at Louisville	L, 0-20	-
O 28	at Eastern Kentucky*	W, 16-15	-
N 4	Morehead State* (HC)	W, 7-0	-
N 11	Murray State*	W, 14-6	-

* Ohio Valley Conference Game

1962 (5-3, 3-3 OVC - Fifth)

C: Lee Murray, Joe Bugel (Alt), Jim Taylor (Alt)

S 15	Southeast Missouri	W, 28-7	-
S 22	at East Tennessee*	L, 7-27	-
S 29	Middle Tennessee*	L, 0-17	-
O 6	Austin Peay	W, 21-13	-
O 13	at Tennessee Tech*	W, 24-7	-
O 27	Eastern Kentucky* (HC)	L, 5-6	-
N 3	at Morehead State*	W, 7-0	-
N 10	at Murray State*	W, 16-15	-

* Ohio Valley Conference Game

1963 (10-0-1, 7-0 OVC - First)**Tangerine Bowl Champion**

C: Joe Bugel, Harold Chambers

S 14	at Southeast Missouri	W, 40-7	-
S 21	at Tampa	T, 14-14	-
S 28	East Tennessee*	W, 14-6	-
O 5	at Middle Tennessee*	W, 16-6	-
O 12	at Austin Peay*	W, 34-14	-
O 19	at Tennessee Tech*	W, 14-12	-
O 26	Evansville (HC)	W, 54-14	-
N 2	at Eastern Kentucky*	W, 29-6	-
N 9	Morehead State*	W, 17-0	-
N 23	Murray State*	W, 50-0	-
D 28	vs. Coast Guard [^]	W, 27-0	-

* Ohio Valley Conference Game

[^] Tangerine Bowl, Orlando, Fla.**1964 (6-3-1, 3-3-1 OVC - T-Third)**

C: Stan Napper, Ken Waller

S 19	Southeast Missouri	W, 14-0	7,396
S 26	at East Tennessee*	L, 9-16	6,528
O 3	Middle Tennessee*	L, 0-9	8,041
O 10	Austin Peay*	T, 6-6	9,342
O 17	at Tennessee Tech*	W, 19-14	6,915
O 24	at Evansville	W, 37-0	7,932
O 31	Eastern Kentucky* (HC)	W, 24-0	10,041
N 7	at Morehead State*	W, 9-0	10,000
N 14	Olivet	W, 44-20	6,661
N 21	at Murray State*	L, 7-14	8,200

* Ohio Valley Conference Game

1965 (2-6-2, 1-5-1 OVC - Seventh)

C: Ken Frick, Elmer Murray (Alt)

S 18	at Akron	T, 6-6	40,165
S 25	East Tennessee*	W, 15-14	7,062
O 2	at Middle Tennessee*	L, 0-21	8,500
O 9	at Austin Peay*	L, 6-38	5,800
O 16	Tennessee Tech*	L, 6-46	6,505
O 23	Drake (HC)	W, 28-21	10,025
O 30	at Eastern Kentucky*	L, 12-28	11,500
N 6	Morehead State*	L, 12-21	5,012
N 13	at Butler	L, 20-27	5,150
N 20	Murray State*	T, 14-14	5,731

* Ohio Valley Conference Game

1966 (5-5, 3-4 OVC - Sixth)

C: Jack Crangle

S 17	St. Joseph's (Ind.)	W, 42-21	7,047
S 24	at East Tennessee*	W, 24-7	7,100
O 1	Middle Tennessee*	L, 9-33	7,994
O 8	Austin Peay*	W, 7-3	7,584
O 15	at Tennessee Tech*	L, 14-21	5,000
O 22	Drake	L, 21-37	4,000
O 29	Eastern Kentucky* (HC)	L, 12-24	12,625
N 5	at Morehead State*	L, 7-12	5,000
N 12	Butler	W, 35-7	5,740
N 19	at Murray State*	W, 37-20	4,100

* Ohio Valley Conference Game

1967 (7-1-1, 5-1-1 OVC - Second)

C: Wes Simpson, Bill Taylor

S 16	at St. Joseph's (Ind.)	W, 47-7	4,500
S 23	at Austin Peay*	W, 31-6	6,500
S 30	East Tennessee*	W, 6-3	8,003
O 14	Tennessee Tech*	W, 56-0	8,506
O 21	at Eastern Kentucky*	T, 14-14	15,000
O 28	Morehead State* (HC)	W, 30-19	13,059
N 4	at Middle Tennessee*	L, 14-16	7,000
N 11	at Butler	W, 36-14	2,000
N 18	Murray State* [^]	W, 42-19	7,500

* Ohio Valley Conference Game

[^] Last game in Western Stadium



Jimmy Feix

1968-83 (16 Seasons)
106-56-6 (.649)
1968 (7-2-1, 5-2 OVC - Second)

C: Walt Heath, Jim Garrett (Alt), Dickie Moore (Alt)

S 21	Butler ^	W, 35-0	10,866
S 28	Austin Peay*	W, 42-0	8,997
O 5	at East Tennessee*	W, 23-0	6,500
O 12	at Western Illinois	W, 66-0	6,000
O 19	at Tennessee Tech*	W, 13-0	6,000
O 26	Eastern Kentucky* (HC)	L, 7-16	20,428
N 2	at Morehead State*	W, 24-21	6,500
N 9	Middle Tennessee*	W, 43-2	7,493
N 16	Akron	T, 14-14	7,335
N 23	at Murray State*	L, 14-17	9,500

* Ohio Valley Conference Game

^ First game in L.T. Smith Stadium

1969 (6-3-1, 5-2 OVC - Second)

C: Romeo Crennel, Bill Rose

S 20	Indiana State	T, 7-7	10,832
S 27	at Austin Peay*	L, 27-28	6,500
O 4	East Tennessee*	L, 7-16	7,506
O 11	at Northern Illinois	W, 14-12	13,517
O 18	Tennessee Tech* (HC)	W, 42-0	18,516
O 25	at Eastern Kentucky*	W, 27-26	20,500
N 1	Morehead State*	W, 27-2	7,568
N 8	at Middle Tennessee*	W, 28-14	4,011
N 15	at Akron	L, 18-21	4,995
N 22	Murray State*	W, 56-14	7,802

* Ohio Valley Conference Game

1970 (8-1-1, 5-1-1 OVC - First)

C: Bill Hape, Lawrence Brame (Alt), Bill Muller (Alt)

S 19	at Indiana State	W, 30-6	13,500
S 26	Austin Peay*	W, 28-9	11,450
O 3	at East Tennessee*	T, 10-10	8,000
O 10	Eastern Michigan (HC)	W, 45-6	19,250
O 17	at Tennessee Tech*	W, 28-0	10,100
O 24	Eastern Kentucky*	W, 19-7	17,511
O 31	at Morehead State*	W, 24-14	8,500
N 7	Middle Tennessee*	L, 13-17	11,517
N 14	Butler	W, 14-0	5,026
N 21	at Murray State*	W, 33-7	7,500

* Ohio Valley Conference Game

1971 (8-2, 6-1 OVC - First)

C: Terry Kokinda, Jim Barber (Alt), Bill Sykes (Alt)

S 18	Wittenberg	W, 33-7	17,042
S 25	at Austin Peay*	W, 46-7	4,990
O 2	East Tennessee*	W, 36-7	16,276
O 9	at Eastern Michigan	L, 14-17	12,200
O 16	Tennessee Tech* (HC)	W, 15-7	19,926
O 23	at Eastern Kentucky*	W, 16-7	24,500
O 30	Morehead State*	W, 34-11	15,762
N 6	at Middle Tennessee*	L, 13-27	6,500
N 13	at Butler	W, 31-0	7,450
N 20	Murray State*	W, 24-10	16,327

* Ohio Valley Conference Game

1972 (7-3, 5-2 OVC - Second)

C: Andrew Francis, Brad Watson

S 9	Appalachian State	L, 6-7	15,200
S 16	at Wittenberg	W, 19-7	3,000
S 23	Austin Peay*	W, 28-7	12,500
S 30	at East Tennessee*	W, 17-7	6,932
O 14	at Tennessee Tech*	L, 10-30	12,000
O 21	Eastern Kentucky*	W, 10-0	15,400
O 28	at Morehead State*	W, 35-6	6,000
N 4	Middle Tennessee* (HC)	L, 17-21	20,000
N 11	Butler	W, 35-6	10,400
N 18	at Murray State*	W, 17-6	6,000

* Ohio Valley Conference Game

1973 (12-1, 7-0 OVC - First)
NCAA II National Runner-Up
Grantland Rice Bowl Champion

C: David Nollner, Lonnie Schuster

S 8	at Appalachian State	W, 42-7	8,250
S 22	at Austin Peay*	W, 28-0	7,000
S 29	East Tennessee*	W, 30-0	13,500
O 6	Western Carolina	W, 45-7	13,400
O 13	Tennessee Tech*	W, 41-0	13,150
O 20	at Eastern Kentucky*	W, 35-0	19,500
O 27	Morehead State* (HC)	W, 34-7	19,250
N 3	at Middle Tennessee*	W, 42-8	10,000
N 10	at Butler	W, 48-6	3,425
N 17	Murray State*	W, 32-27	19,250
D 1	Lehigh^	W, 25-16	12,500
D 8	(1) Grambling State^	W, 28-20	15,000
D 15	(2) Louisiana Tech^	L, 0-34	12,016

* Ohio Valley Conference Game

^ NCAA Division II Playoffs

(1) Semifinals, Rice Bowl, Baton Rouge, La.

(2) Finals, Camellia Bowl, Sacramento, Calif.

1974 (7-3, 5-2 OVC - T-Second)

C: Dennis Tomek, John Bushong (Alt), John Humphrey (Alt)

S 14	CW Post	W, 48-0	13,300
S 28	Austin Peay*	W, 35-7	13,400
O 5	at East Tennessee*	W, 24-0	5,213
O 12	Dayton (HC)	W, 32-15	20,000
O 19	at Tennessee Tech*	L, 6-10	12,000
O 26	Eastern Kentucky*	W, 34-24	18,880
N 2	at Morehead State*	W, 36-0	8,000
N 9	Middle Tennessee*	W, 36-10	13,300
N 16	Western Carolina	L, 2-20	11,300
N 23	at Murray State*	L, 7-9	15,200

* Ohio Valley Conference Game

1975 (11-2, 6-1 OVC - T-First)
NCAA II National Runner-Up
Grantland Rice Bowl Champion

C: Rick Green, Bob Hobby (Alt)

S 6	at Dayton	W, 27-7	11,300
S 13	at Louisville	W, 21-17	34,700
S 20	Illinois State	W, 24-14	15,300
S 27	at Austin Peay*	W, 30-3	6,800
O 4	East Tennessee*	W, 17-0	14,400
O 18	Tennessee Tech*	W, 20-7	9,000
O 25	at Eastern Kentucky*	L, 7-13	24,200



N 1	Morehead State* (HC)	W, 14-10	20,100
N 8	at Middle Tennessee*	W, 24-10	11,300
N 22	Murray State*	W, 19-0	15,300
N 29	at Northern Iowa^	W, 14-12	2,500
D 6	(1) New Hampshire^	W, 14-3	6,000
D 13	(2) Northern Michigan^	L, 14-16	15,558

* Ohio Valley Conference Game

^ NCAA Division II Playoffs

(1) Semifinals, Rice Bowl, Baton Rouge, La.

(2) Finals, Camellia Bowl, Sacramento, Calif.

1976 (4-5-1, 3-4 OVC - T-Fourth)

C: David Carter, Keith Tandy (Alt)

S 11	Troy	T, 10-10	16,750
S 18	at Chattanooga	W, 10-7	8,000
S 25	Austin Peay*	W, 12-7	13,300
O 2	at East Tennessee*	L, 16-28	5,739
O 16	at Tennessee Tech*	L, 12-22	15,500
O 23	Eastern Kentucky*	W, 10-6	18,000
O 30	at Morehead State*	L, 0-21	1,000
N 6	Middle Tennessee* (HC)	W, 38-7	20,000
N 13	Akron	L, 16-29	11,200
N 20	at Murray State*	L, 6-16	10,300

* Ohio Valley Conference Game

1977 (1-8-1, 1-5-1 OVC - Eighth)

C: Chip Carpenter, Biff Madon

S 10	Chattanooga	L, 3-27	16,500
S 17	at Akron	L, 3-24	31,792
S 24	at Austin Peay*	L, 3-21	8,600
O 1	East Tennessee*	W, 33-13	10,500
O 8	at Northern Michigan	L, 0-39	5,346
O 15	Tennessee Tech*	L, 20-31	13,500
O 22	at Eastern Kentucky*	L, 10-35	25,000
O 29	Morehead State* (HC)	T, 20-20	19,750
N 5	at Middle Tennessee*	L, 19-21	2,800
N 19	Murray State*	L, 13-21	11,700

* Ohio Valley Conference Game

1978 (8-2, 6-0 OVC - First)

C: Reginald Hayden, Fred Kixmiller

S 9	Chattanooga	L, 15-42	13,500
S 16	at Illinois State	W, 28-6	12,000
S 23	Austin Peay*	W, 17-13	15,200
S 30	at East Tennessee	W, 27-21	5,732
O 7	Akron	L, 21-26	15,600
O 14	at Tennessee Tech*	W, 26-20	16,000
O 21	Eastern Kentucky*	W, 17-16	19,100
O 28	at Morehead State*	W, 35-7	9,000
N 4	Middle Tennessee* (HC)	W, 54-0	19,500
N 18	at Murray State*	W, 14-6	9,500

* Ohio Valley Conference Game

1979 (5-5, 3-3 OVC - Fourth)

C: Chuck DeLacey, Eddie Preston, Carl Estelle (Alt)

S 8	at Chattanooga	L, 28-41	10,250
S 15	Lamar	L, 27-58	14,600
S 22	at Austin Peay*	W, 24-20	9,000
O 6	Northern Michigan	W, 28-21	14,000
O 13	Tennessee Tech*	W, 49-7	13,200
O 20	at Eastern Kentucky*	L, 6-8	25,300

O 27	Morehead State* (HC)	L, 0-3	19,800
N 3	at Middle Tennessee*	W, 17-12	8,000
N 10	at Northern Iowa	W, 24-17	12,500
N 17	Murray State*	L, 20-30	15,500

* Ohio Valley Conference Game

1980 (9-1, 6-1 OVC - First)

C: Bryan Gray, Ricky Gwinn, Pete Walters

S 6	Evansville	W, 40-18	13,000
S 13	at Kentucky State	W, 30-8	5,393
S 20	at Akron*	W, 8-2	23,506
S 27	Austin Peay*	W, 20-14	15,500
O 11	Youngstown State	W, 42-17	12,500
O 18	at Tennessee Tech*	W, 28-17	11,600
O 25	Eastern Kentucky*	W, 13-10	19,700
N 1	at Morehead State*	W, 17-7	6,000
N 8	Middle Tennessee* (HC)	W, 30-15	20,100
N 22	at Murray State*	L, 0-49	15,800

* Ohio Valley Conference Game

1981 (6-5, 4-4 OVC - T-Fourth)

C: Greg Gallas, Troy Snardon, Lamont Meacham

S 5	at Evansville	W, 35-7	6,100
S 12	Delaware	L, 14-38	13,000
S 19	Kentucky State	W, 54-14	10,000
S 26	at Austin Peay*	W, 28-0	8,000
O 10	at Youngstown State*	W, 35-14	4,029
O 17	Tennessee Tech*	L, 3-14	11,500
O 24	at Eastern Kentucky*	L, 11-19	20,800
O 31	Morehead State* (HC)	W, 19-15	17,000
N 7	at Akron*	W, 19-14	6,002
N 14	at Middle Tennessee*	L, 17-31	3,500
N 21	Murray State*	L, 6-38	8,500

* Ohio Valley Conference Game

1982 (5-5)

C: Tom Fox, John Newby (Alt), David Suggs (Alt)

S 4	at Louisville	L, 10-20	24,475
S 11	at Delaware	L, 0-31	16,682
S 18	Akron^	W, 10-3	8,500
S 25	Austin Peay	W, 33-15	9,000
O 9	Youngstown State (HC)	W, 28-14	12,500
O 16	at Tennessee Tech	W, 28-14	13,859
O 23	Eastern Kentucky	L, 21-35	18,000
O 30	at Morehead State	L, 13-17	8,000
N 6	Middle Tennessee	L, 16-31	8,500
N 20	at Murray State	W, 27-20	4,500

^ - 100th career win for Jimmy Feix

1983 (2-8-1)

C: Paul Gray, Walter York

S 10	at Louisville	L, 22-41	31,279
S 17	at Akron	L, 13-14	8,845
S 24	at Austin Peay	L, 3-13	7,500
O 1	Southeastern Louisiana	L, 7-27	10,500
O 8	at Youngstown State	L, 13-24	6,134
O 15	Tennessee Tech	W, 17-0	9,000
O 22	at Eastern Kentucky	T, 10-10	8,700
O 29	Morehead State (HC)	W, 38-7	14,500
N 5	at Middle Tennessee	L, 7-26	5,500
N 12	Eastern Illinois	L, 14-34	5,000
N 19	Murray State	L, 3-7	6,900

GENERAL

HILLTOPPERS

2016 REVIEW

HISTORY

UNIVERSITY

OPPONENTS



Dave Roberts

1984-88 (Five Seasons)

26-30-1 (.465)

1984 (2-9)

S 8	Appalachian State	L, 16-17	14,000
S 15	at Akron	L, 7-42	23,984
S 22	Central Florida	L, 34-35	8,500
S 29	at SE Louisiana	L, 0-28	5,500
O 6	at Louisville	L, 17-45	24,468
O 13	Missouri State	L, 10-25	6,500
O 20	Eastern Kentucky	W, 17-10	13,000
O 27	at Morehead State	W, 33-31	3,500
N 3	Middle Tennessee (HC)	L, 24-45	16,500
N 10	at Eastern Illinois	L, 19-50	10,864
N 17	at Murray State	L, 16-17	7,500

1985 (4-7)

S 7	Tennessee State	W, 22-17	17,600
S 14	at Appalachian State	L, 14-31	13,707
S 21	at Louisville	L, 14-23	36,914
S 28	at Missouri State	L, 7-47	7,515
O 5	Akron	L, 32-34	9,000
O 12	at Central Florida	W, 47-17	9,163
O 26	at Eastern Kentucky	L, 21-51	19,400
N 2	Morehead State (HC)	W, 26-13	10,500
N 9	at Middle Tennessee	L, 9-14	8,000
N 16	Eastern Illinois	L, 13-14	4,500
N 23	Murray State	W, 27-25	6,000

1986 (4-6-1)

S 6	Gardner-Webb	W, 35-13	11,000
S 13	West Alabama	L, 21-23	7,500
S 20	at Louisville	L, 6-45	34,144
S 27	at Murray State	T, 10-10	8,875
O 4	Eastern Kentucky	W, 24-10	9,300
O 18	at Tennessee State	L, 3-25	27,856
O 25	at Austin Peay	W, 34-20	3,117
N 1	Georgia Southern (HC)	L, 32-49	13,000
N 8	Boston University	W, 28-7	1,500
N 15	at Eastern Illinois	L, 18-35	6,020
N 22	Chattanooga	L, 17-21	4,000

1987 (7-4)

S 5	Gardner-Webb	L, 24-28	5,500
S 19	Murray State%	W, 21-17	19,250
S 26	Middle Tennessee	W, 28-16	16,500
O 3	at Eastern Kentucky	L, 10-20	20,200
O 10	at Chattanooga	W, 20-17	8,377
O 17	West Alabama (HC)	W, 21-14	14,000
O 24	at Austin Peay	W, 27-0	5,833
O 31	at Georgia Southern	L, 20-23	13,066
N 14	Eastern Illinois	W, 30-15	8,000
N 21	at North Carolina A&T	W, 45-27	2,500
N 28	at Eastern Kentucky^	L, 17-40	4,050

% First Night Game At L.T. Smith Stadium

^ NCAA Division I-AA Playoffs

1988 (9-4)

S 10	at Morehead State	W, 34-0	6,500
S 17	at Middle Tennessee	L, 10-13	10,500
S 24	Eastern Kentucky	W, 16-14	18,000
O 1	Austin Peay	W, 28-3	7,500
O 8	Illinois State	W, 31-16	10,200
O 15	at Missouri State	W, 21-14	8,059
O 22	at Tennessee Tech	W, 20-17	9,242
O 29	Chattanooga (HC)	W, 31-29	18,200
N 5	at Eastern Illinois	L, 0-6	10,021
N 12	at Louisville	L, 17-35	31,636
N 19	North Carolina A&T	W, 44-0	2,500
N 26	at Western Illinois^	W, 35-32	6,000
D 3	at Eastern Kentucky^	L, 24-41	8,100

^ NCAA Division I-AA Playoffs



Jack Harbaugh

1989-2002 (14 Seasons)

91-68-0 (.572)

1989 (6-5)

C: Russell Foster, Xavier Jordan, Mark Marsh

S 2	at Illinois State	W, 17-12	4,452
S 9	at Murray State (-/20)	L, 14-17	8,575
S 16	Middle Tennessee (-/12)	W, 31-16	14,700
S 23	at Eastern Kentucky (-/2)	L, 3-24	19,200
S 30	Austin Peay	W, 49-0	4,200
O 7	at Chattanooga (18-/)	L, 7-19	6,207
O 14	Missouri State (-/4)	W, 42-33	9,000
O 21	Tennessee Tech (HC)	W, 61-14	18,000
O 28	at Youngstown State (-/14)	W, 41-38	9,879
N 4	at Louisville (13-/)	L, 7-55	36,126
N 18	Eastern Illinois (-/17)	L, 7-10	4,000

1990 (2-8)

C: Scott Campbell, Eddie Godfrey, Raji Gordon

S 8	at Morehead State	W, 24-0	5,200
S 15	Illinois State	W, 19-9	14,500
S 22	at Middle Tennessee (20/2)	L, 7-20	14,000
S 29	Eastern Kentucky (-/3)	L, 12-35	18,000
O 6	Youngstown State (HC) (-/4)	L, 14-17	14,500
O 13	at Tennessee Tech	L, 22-33	11,183
O 27	at Louisville	L, 7-41	35,122
N 3	at Eastern Illinois	L, 6-28	9,008
N 10	Indiana State	L, 27-29	3,800
N 17	Chattanooga	L, 21-22	3,900

1991 (3-8)

C: Milton Biggins

S 7	at Austin Peay	L, 14-18	5,807
S 14	Murray State	W, 14-0	12,222
S 21	Morehead State	W, 48-21	8,180
O 5	Middle Tennessee (-/12)	L, 21-23	8,068
O 12	at Eastern Kentucky (-/2)	L, 22-37	18,800
O 19	Troy (HC)	L, 23-39	10,980
O 26	Northern Iowa (-/3)	L, 21-49	3,228
N 2	at Chattanooga	L, 22-26	7,102
N 9	Eastern Illinois	W, 28-26	4,124
N 16	at Indiana State	L, 14-31	2,701
N 23	at Illinois State	L, 8-31	7,104

**1992 (4-6)**

Captains: Richard Grice, Mark Lamberth

S 5	Eastern Kentucky (-/5)	L, 7-21	14,101
S 12	Indiana State	W, 34-14	8,760
S 19	at Western Illinois	L, 30-31	6,230
S 26	at SW Louisiana	L, 14-17	20,049
O 10	at Northern Iowa (-/1)	L, 6-34	11,255
O 24	Central Florida (HC) (-/16)	W, 50-36	10,589
O 29	Southern Illinois	W, 41-39	6,434
N 7	at Illinois State	L, 7-23	7,907
N 14	at Eastern Illinois	L, 7-28	2,003
N 21	at Murray State	W, 47-15	1,403

1993 (8-3)

C: Ben Mooney, Eddie Thompson

S 2	at Eastern Kentucky (-/10)	W, 15-10	17,200
S 11	at Kansas State	L, 13-38	29,356
S 18	at Austin Peay	W, 28-27	6,089
S 25	UAB	W, 40-13	7,000
O 2	Jacksonville State (HC) (25/-)	W, 12-7	8,800
O 16	at Southern Illinois (21/-)	W, 51-24	7,200
O 23	at Indiana State (18/-)	L, 14-41	10,191
O 30	Western Illinois	W, 41-9	4,511
N 6	at Troy (24/4)	L, 24-31	5,100
N 13	Eastern Illinois (25/-)	W, 28-14	3,527
N 20	Murray State (20/-)	W, 44-14	4,552

1994 (5-6)

C: Sheldon Benoit, Lito Mason

S 1	Eastern Kentucky (-/12)	W, 24-21	12,300
S 8	at Murray State (19/-)	W, 39-13	8,161
S 17	Austin Peay (11/-)	W, 21-3	10,100
S 24	at Central Florida (11/13)	L, 45-59	24,326
O 1	at UAB (14/-)	W, 31-22	20,237
O 8	Portland State (10/-)	L, 14-49	8,800
O 15	at Jacksonville State (19/-)	W, 22-20	12,077
O 22	Southern Illinois (HC) (22/-)	L, 7-10	11,900
O 29	Troy (22/4)	L, 16-38	6,400
N 5	Indiana State	L, 16-28	6,000
N 12	at Eastern Illinois	L, 20-28	1,003

1995 (2-8)

C: Stephen Benford, Daryl Houston, Dan McGrath

A 31	Murray State	L, 14-35	13,200
S 9	at Eastern Kentucky (-/11)	L, 14-38	18,600
S 16	at Austin Peay	L, 34-38	4,117
S 23	UAB	W, 32-18	8,000
S 30	at Troy (-/6)	L, 39-56	11,600
O 7	Jacksonville State (-/25)	W, 17-15	5,500
O 14	Eastern Illinois (HC) (-/25)	L, 9-35	12,000
O 21	at Indiana State	L, 6-27	6,142
N 4	at Southern Illinois	L, 28-30	2,400
N 18	at Liberty	L, 36-49	1,968

1996 (7-4)

C: K.C. Armstrong, Antwan Floyd, Bryson Warner

A 29	Kentucky Wesleyan	W, 66-0	9,600
S 7	at Murray State (-/9)	W, 44-41 (2OT)	14,123
S 14	Eastern Kentucky (24/11)	W, 14-7	17,600
S 21	at Austin Peay (15/-)	W, 34-2	5,011
S 28	at Marshall (12/7)	L, 3-37	20,755

O 5	at UAB (16/-)	L, 0-24	14,107
O 12	at Jacksonville State (20/-)	L, 20-34	4,334
O 19	Liberty	L, 14-23	7,100
O 26	Indiana State (HC) (-/21)	W, 27-20	8,200
N 2	Southern Illinois	W, 51-37	5,800
N 9	at Morehead State	W, 31-26	1,500

1997 (10-2)

C: K.C. Armstrong, Ron Kelly, Latravis Powell

A 28	at Tennessee-Martin (10/-)	W, 42-0	7,796
S 6	Murray State (11/12)	W, 52-50 (BOT)	15,400
S 13	at Eastern Kentucky (9/-)	W, 37-21	18,600
S 20	Austin Peay (6/-)	W, 53-7	7,000
S 27	South Florida (3/-)	W, 31-3	11,200
O 4	at UAB (3/-)	L, 16-20	17,385
O 18	New Haven (7/-)	W, 24-21	9,300
O 25	at Southern Illinois (7/-)	W, 52-31	3,000
N 1	Morehead State (5/-) (HC)	W, 38-24	9,700
N 8	at Indiana State (5/-)	W, 21-14	2,265
N 29	Eastern Kentucky (5/15)^	W, 42-14	9,000
D 3	at E. Washington (5/4)^	L, 21-38	6,829

^ NCAA Division I-AA Playoffs

1998 (7-4)

C: Trae Hackett, Andy Hape, Bryan Heyward, Willie Taggart

S 3	Tennessee-Martin (8/-)	W, 49-7	9,000
S 12	at Murray State (7/16)	L, 31-36	12,198
S 19	Eastern Kentucky (15/16)	L, 16-27	14,200
S 26	Austin Peay (24/-)	W, 56-14	7,600
O 3	New Haven (22/-)	W, 24-21	4,600
O 17	at South Florida (19/12)	W, 31-24	30,083
O 24	Elon (12/-) (HC)	W, 41-38 (OT)	9,000
O 31	at Louisville (11/-)	L, 34-63	32,649
N 7	Southern Illinois (18/-)	W, 48-28	4,400
N 14	Indiana State (15/-)	W, 42-14	4,100
N 21	at Louisiana-Lafayette (12/-)	L, 24-38	5,224

1999 (6-5, 4-3 OVC - T-Third)

C: Patrick Goodman, James Richie, Rod Smart, Ben Wittman

S 2	at Tennessee-Martin*	W, 34-10	5,632
S 11	Cumberland (Tenn.)	W, 55-7	7,350
S 18	South Florida (-/21)	L, 6-21	7,500
S 25	Southeast Missouri*	W, 21-10	7,700
O 2	Murray State*	W, 21-15	9,400
O 9	at Eastern Kentucky*	L, 10-31	9,080
O 16	at Tennessee Tech*	L, 10-23	4,024
O 23	Tennessee State (-/2)* (HC)	L, 21-28	13,100
O 30	at Eastern Illinois*	W, 38-15	1,082
N 13	at Indiana State	W, 40-34 (OT)	3,412
N 20	at Southern Illinois	L, 14-52	2,400

*OVC Game

2000 (11-2, 7-0 OVC - First Place)

C: Brad Davis, Alan Ogletree, James Richie, Melvin Wisham

S 9	Tennessee-Martin*	W, 71-0	7,800
S 16	at Elon (-/24)	W, 23-0	5,081
S 23	at SE Missouri (24/-)*	W, 38-14	10,222
S 30	at Murray State (18/-)*	W, 48-38	8,266
O 7	Eastern Kentucky (24/19)*	W, 6-3	10,500
O 14	Tennessee Tech (12/-)* (HC)	W, 17-14	12,200
O 21	at Tennessee State (10/-)*	W, 52-14	6,932



O 28 Eastern Illinois (9/17)*	W, 34-12	11,300
N 4 at South Florida (5/-)	L, 24-30	31,104
N 11 Indiana State (8/-)	W, 28-3	5,800
N 18 Southern Illinois (7/-)	W, 22-0	5,200
N 25 Florida A&M (6/13)^	W, 27-0	3,200
D 2 Appalachian State (6/14)^	L, 14-17	5,100

* Ohio Valley Conference Game

^ NCAA Division I-AA Playoffs

2001 (8-4, 5-2 Gateway - T-Second)

C: Jason Johnson, Joseph Jefferson, Peter Martinez, Jason Michael, Mel Mitchell

A 30 at Western Illinois (3/13)*	L, 13-17	11,832
S 8 Kentucky State (10/-)	W, 48-0	11,000
S 22 Missouri State (8/-)*	W, 23-7	9,500
S 29 at Wisconsin (7/-)	L, 6-24	75,662
O 6 Elon (11/-)	W, 24-7	7,700
O 13 at Indiana State (11/-)*	W, 22-9	3,545
O 20 McNeese State (10/11) (HC)	W, 21-0	14,000
O 27 at Youngstown St. (10/5)*	W, 24-14	16,591
N 3 at Illinois State (7/-)*	W, 58-14	6,493
N 10 Northern Iowa (6/13)*	L, 23-24	10,300
N 17 Southern Illinois (11/-)*	W, 36-6	5,800
D 1 at Furman (10/3)^	L, 20-24	6,143

* Gateway Football Conference Game

^ NCAA Division I-AA Playoffs

2002 (12-3, 6-1 Gateway - T-First)

NCAA I-AA National Champions

C: Sherrod Coates, Peter Martinez, Jason Michael, Chris Price

A 31 at Kansas State (18/-)	L, 3-48	45,844
S 7 Kentucky State (22/-)	W, 49-0	9,500
S 14 Western Illinois (21/-)*	L, 0-14	6,000
S 21 Youngstown State (-/11)*	W, 13-7	10,100
S 28 at McNeese State (-/2)	L, 13-38	16,840
O 5 at Northern Iowa (25/6)*	W, 31-12	14,684
O 12 Florida International	W, 56-7	6,000
O 19 at Missouri State (25/-)*	W, 31-7	13,002
O 26 Indiana State (23/-)* (HC)	W, 24-7	11,200
N 2 Illinois State (21/25)*	W, 9-0	5,600
N 16 at Southern Illinois (13/-)*	W, 48-16	3,203
N 30 Murray State (15/23)^	W, 59-20	3,300
D 7 at Western Illinois (15/2)^	W, 31-28	6,600
D 14 at Georgia Southern (15/3)^	W, 31-28	6,573
D 20 vs. McNeese State (15/1)&	W, 34-14	12,360

* Gateway Football Conference Game

^ NCAA Division I-AA Playoffs

& National Championship, Chattanooga, Tenn.



David Elson

2003-09 (Seven Seasons)

39-44 (.469)

2003 (9-4, 5-2 Gateway - T-Third)

C: Jeremy Chandler, Shannon Hayes, Antonio Veals, Joe Washington

A 28 Union (Ky.) (5/-)	W, 51-3	9,325
S 6 West Virginia Tech (5/-)	W, 67-3	10,325
S 20 Eastern Kentucky (3/22)	W, 36-3	18,317
S 27 at Auburn (-/3)	L, 3-48	85,046
O 4 at Western Illinois (5/2)*	L, 28-33	18,263
O 11 Missouri State (9/-)*	W, 9-6	8,383
O 18 at Illinois State (9/-)*	W, 27-24	8,945
O 25 at Indiana State (8/-)*	W, 59-14	3,708
N 1 Southern Illinois (7/3)* (HC)	L, 24-28	13,430
N 8 Northern Iowa (9/6)*	W, 24-3	7,518
N 15 at Youngstown State (7/-)*	W, 37-13	12,858
N 29 Jacksonville State (8/17)^	W, 45-7	3,573
D 6 at Wofford (8/2)^	L, 17-34	7,500

* Gateway Football Conference Game

^ NCAA Division I-AA Playoffs

2004 (9-3, 6-1 Gateway - Second)

C: Buster Ashley, Brian Claybourn, Charles Thompson

S 4 at Kansas State (-/13)	L, 13-27	46,740
S 11 Concord (W.Va.) (11/-)	W, 58-0	10,390
S 18 at Eastern Kentucky (10/-)	W, 21-8	22,700
O 2 Youngstown State (6/-)*	W, 44-19	11,619
O 9 at Northern Iowa (6/21)*	W, 17-10	12,184
O 16 at Southern Illinois (4/1)*	L, 10-38	10,143
O 23 Indiana State (10/-)* (HC)	W, 31-9	7,390
O 30 Illinois State (7/-)*	W, 24-21	7,126
N 6 at Missouri State (5/-)*	W, 28-24	8,942
N 13 Western Illinois (5/-)*	W, 45-3	7,318
N 20 at FIU (3/-)	W, 35-14	3,108
N 27 at Sam Houston St. (3/9)^	L, 24-54	9,554

* Gateway Football Conference Game

^ NCAA Division I-AA Playoffs

2005 (6-5, 4-3 Gateway - Fourth)

C: Bill Hewig, Maurice Perkins, Antonio Thomas, Daniel Williams

S 1 West Virginia Tech (7/-)	W, 63-3	8,878
S 10 Eastern Kentucky (7/-)	W, 23-21	18,944
S 24 at Auburn (1/-)	L, 14-37	80,632
O 1 at Indiana State (3/-)*	W, 38-28	2,906
O 8 at Illinois State (3/-)*	W, 37-34 (OT)	10,416
O 15 Missouri State (3/-)* (HC)	W, 37-28	13,105
O 22 at Western Illinois (1/-)*	W, 42-7	13,558
O 27 Southern Illinois (1/8)*	L, 20-31	10,701
N 5 Northern Iowa (6/14)*	L, 20-23 (2OT)	12,364
N 12 at Youngstown St. (12/19)*	L, 10-42	12,706
N 19 at Florida International	L, 35-38	13,388

* Gateway Football Conference Game

**2006 (6-5, 4-3 Gateway - T-Fourth)**

C: Justin Haddix, Lerron Moore, Sam Sexton, Tariq Smith

S 2	at Georgia (-/15)	L, 12-48	92,746
S 9	at Eastern Kentucky (-/23)	L, 21-26	19,800
S 16	Chattanooga	W, 28-21	9,322
S 30	Western Illinois (-/21)*	W, 38-35	11,710
O 7	Illinois State (-/6)*	L, 27-28	7,661
O 14	at Missouri State*	W, 17-14	9,405
O 21	at Southern Illinois (-/13)*	W, 27-24	11,024
O 28	Indiana State* (HC)	W, 41-3	12,424
N 4	at Northern Iowa (-/14)*	L, 20-31	8,746
N 11	Youngstown State (-/6)*	L, 3-19	7,312
N 18	Austin Peay	W, 24-14	5,877

* Gateway Football Conference Game

2007 (7-5)

C: Curtis Hamilton, Chris James, Andre Lewis, Clay Stephens, Zach Thuney

S 1	at Florida (-/5)	L, 3-49	90,086
S 8	West Virginia Tech	W, 87-0	16,165
S 15	Eastern Kentucky	W, 26-6	18,898
S 20	at Middle Tennessee	W, 20-17	22,086
S 29	at Bowling Green	L, 21-41	20,622
O 13	at Ball State	L, 12-35	15,824
O 20	at Indiana State	W, 56-7	5,027
O 27	North Carolina Central	W, 50-14	15,122
N 3	at Chattanooga	W, 28-21	5,668
N 10	Troy (HC)	L, 17-21	16,972
N 17	Morehead State	W, 52-12	15,282
N 24	at North Texas	L, 26-27	5,027

2008 (2-10)

C: Greg Ryan, Dan Cline, Marcus Minor, Stephen Willis

A 30	at Indiana	L, 13-31	30,067
S 6	at Eastern Kentucky	W, 37-13	18,500
S 13	at Alabama (-/11)	L, 7-41	92,138
S 20	Murray State	W, 50-9	22,297
S 27	at Kentucky	L, 3-41	70,731
O 4	at Virginia Tech (-/20)	L, 13-27	66,233
O 11	Ball State (-/25)	L, 7-24	16,319
O 18	Florida Atlantic	L, 20-24	14,171
N 1	North Texas (HC)	L, 40-51	18,879
N 8	at Troy	L, 7-17	19,066
N 15	Middle Tennessee	L, 10-21	11,817
D 6	at Florida International	L, 3-27	9,405

2009 (0-12, 0-8 Sun Belt - Ninth)

C: Jake Gaebler, Marell Booker, Cody Hughes, Taurean Smith

S 5	at Tennessee	L, 7-63	98,761
S 12	South Florida	L, 13-35	20,588
S 19	Central Arkansas	L, 7-28	17,295
S 26	at Navy	L, 22-38	29,009
O 10	Florida International*	L, 20-37	13,574
O 17	Louisiana-Lafayette*	L, 22-30	11,919
O 24	at Middle Tennessee*	L, 24-62	17,787
O 31	at North Texas*	L, 49-68	11,214
N 7	Troy* (HC)	L, 20-40	16,747
N 14	at Louisiana-Monroe*	L, 18-21	16,299
N 28	at Florida Atlantic*	L, 23-29	14,671
D 3	Arkansas State*	L, 20-24	4,513

* Sun Belt Conference Game

**Willie Taggart****2010-12 (Three Seasons)
16-20 (.444)****2010 (2-10, 2-6 Sun Belt - Ninth)**

C: Jared Clendenin, Jack Doyle, Casey Tinius

S 4	at Nebraska (-/8)	L, 10-49	85,555
S 11	at Kentucky	L, 28-63	66,584
S 18	Indiana	L, 21-38	20,772
S 25	at South Florida	L, 12-24	40,276
O 9	at Florida International*	L, 21-28	14,335
O 16	ULM*	L, 30-35	15,142
O 23	at Louisiana-Lafayette*	W, 54-21	15,641
O 30	North Texas* (HC)	L, 6-33	14,373
N 6	Florida Atlantic*	L, 16-17	10,275
N 13	at Arkansas State*	W, 36-35 (OT)	11,826
N 20	Middle Tennessee*	L, 26-27	12,322
N 27	at Troy*	L, 14-28	16,004

* Sun Belt Conference Game

2011 (7-5, 7-1 Sun Belt - Second)

C: Jared Clendenin, Jack Doyle, Hendrix Brakefield

S 1	vs. Kentucky^	L, 3-14	24,599
S 10	Navy	L, 14-40	19,409
S 17	Indiana State	L, 16-44	15,793
O 1	Arkansas State*	L, 22-26	10,813
O 6	at Middle Tennessee*	W, 36-33 (2OT)	23,307
O 15	at Florida Atlantic*	W, 20-0	29,103
O 22	Louisiana-Lafayette* (HC)	W, 42-23	15,122
O 29	at ULM*	W, 31-28 (OT)	13,428
N 6	Florida International*	W, 10-9	15,293
N 12	at LSU (-/19)	L, 9-42	92,917
N 19	at North Texas*	W, 31-21	17,011
N 26	Troy*	W, 41-18	15,432

* Sun Belt Conference Game

^ L.P. Field, Nashville, Tenn.

2012 (7-6, 4-4 Sun Belt - Fifth)

C: Jamarcus Allen, Jack Doyle, Hendrix Brakefield

S 1	Austin Peay	W, 49-10	16,327
S 8	at Alabama (-/1)	L, 0-35	101,821
S 15	at Kentucky	W, 32-31 (OT)	53,980
S 22	Southern Miss	W, 42-17	23,252
S 29	at Arkansas State*	W, 26-13	25,160
O 11	at Troy*	W, 31-26	16,426
O 20	ULM*(HC)	L, 42-43 (OT)	22,323
O 27	at Florida International*	W, 14-6	12,842
N 1	Middle Tennessee*	L, 29-34	17,327
N 10	Florida Atlantic*	L, 28-37	14,185
N 17	at Louisiana-Lafayette*	L, 27-31	20,314
N 24	North Texas*	W, 25-24	11,074
D 26	vs. Central Michigan^	L, 21-24	23,310

* Sun Belt Conference Game

^ Little Caesars Pizza Bowl, Detroit, Mich.

Note: Lance Guidry served as interim HC for bowl game.



Bobby Petrino

2013 (One Season)
8-4 (.667)

2013 (8-4, 4-3 Sun Belt - Third)

C: Brandon Doughty, Luis Polanco, Andrew Jackson, Cam Thomas, Jonathan Dowling

A 31 vs. Kentucky [^]	W, 35-26	47,623
S 7 at Tennessee	L, 20-52	86,783
S 14 at South Alabama*	L, 24-31	17,721
S 21 Morgan State	W, 58-17	20,973
S 28 Navy	W, 19-7	19,813
O 3 at ULM*	W, 31-10	16,317
O 15 Louisiana-Lafayette*	L, 20-37	16,359
O 26 Troy* (HC)	L, 26-32	20,110
N 2 at Georgia State*	W, 44-28	15,212
N 9 at Army	W, 21-17	36,276
N 23 at Texas State*	W, 38-7	17,051
N 30 Arkansas State*	W, 34-31	14,417

* Sun Belt Conference Game

[^] L.P. Field, Nashville, Tenn.



Jeff Brohm

2014-16 (Three Seasons)
30-10 (.750)

2014 (8-5, 4-4 C-USA - Third)

Popeyes Bahamas Bowl Champions

C: Brandon Doughty, Willie McNeal, Cameron Clemmons, Terran Williams, Cam Thomas, Gavin Rocker

A 29 Bowling Green	W, 59-31	17,217
S 6 at Illinois	L, 34-42	38,561
S 19 at Middle Tennessee*	L, 47-50 (3OT)	24,911
S 27 at Navy	W, 36-27	30,537
O 4 UAB*	L, 39-42	14,923
O 18 at Florida Atlantic*	L, 38-45	10,915
O 25 Old Dominion*	W, 66-51	17,886
N 1 at LA Tech*	L, 10-59	20,011
N 8 UTEP* (HC)	W, 35-27	18,472
N 15 Army	W, 52-24	16,819
N 22 UTSA*	W, 45-7	12,518
N 28 at Marshall (-/19)*	W, 67-66 (OT)	23,576
D 24 vs. Central Michigan [^]	W, 49-48	13,667

* Conference USA Game

[^] Popeyes Bahamas Bowl, Nassau, Bahamas

2015 (12-2, 8-0 C-USA - First)

Conference USA Champions;

Miami Beach Bowl Champions; Final AP Rank: 24

C: Brandon Doughty, Forrest Lamp, Tyler Higbee, Nick Holt, Gavin Rocker, Wonderful Terry

S 3 at Vanderbilt	W, 14-12	30,307
S 10 LA Tech*	W, 41-38	17,515
S 19 at Indiana	L, 35-38	44,823
S 26 Miami (Ohio)	W, 56-14	20,320
O 3 at Rice*	W, 49-10	20,124
O 10 Middle Tennessee*	W, 58-28	16,993
O 15 at North Texas*	W, 55-28	10,155
O 24 at LSU (-/5)	L, 20-48	101,561
O 31 at Old Dominion*	W, 55-30	20,118
N 7 Florida Atlantic* (HC)	W, 35-19	18,421
N 21 at FIU*	W, 63-7	14,380
N 27 Marshall*	W, 49-28	17,687
D 5 Southern Miss#	W, 45-28	16,823
D 21 vs. South Florida (25/-) [^]	W, 45-35	21,712

* Conference USA Game

Conference USA Championship Game

[^] Miami Beach Bowl, Miami, Fla.

2016 (11-3, 7-1 C-USA - First)

Conference USA Champions;

Boca Raton Bowl Champions

C: Forrest Lamp, Taywan Taylor, Anthony Wales, Marcus Ward, T.J. McCollum, Drew Davis

S 1 Rice*	W, 46-14	19,286
S 10 at Alabama (-/1)	L, 10-38	101,821
S 17 at Miami (Ohio)	W, 31-24	19,822
S 24 Vanderbilt	L, 30-31 (OT)	23,674
O 1 Houston Baptist	W, 50-3	17,331
O 6 at LA Tech*	L, 52-55	17,978
O 15 at Middle Tennessee*	W, 44-43 (2OT)	22,411
O 22 Old Dominion* (HC)	W, 59-24	18,676
O 29 at Florida Atlantic*	W, 52-3	9,338
N 5 FIU*	W, 49-21	15,516
N 12 North Texas*	W, 45-7	16,239
N 26 at Marshall*	W, 60-6	17,397
D 3 LA Tech#	W, 58-44	13,213
D 20 vs. Memphis [^]	W, 51-31	24,726

* Conference USA Game

Conference USA Championship Game

[^] Boca Raton Bowl, Boca Raton, Fla.

Note: Nick Holt served as interim HC for bowl game.



UNIVERSITY

2015 and 2016 Conference USA Champions





WKU is in the midst of a transformation - physical, intellectual, cultural and economic – and is becoming **A Leading American University** with International Reach. Whether in a neighboring community or in a distant country, WKU faculty and students are engaged in relevant applied research that provides solutions to real problems.

WKU is home to many highly ranked and nationally-recognized academic programs such as Journalism and Broadcasting, Education, Engineering, Business and our award winning speech and debate team. With steady enrollment growth over nearly two decades, more than 20,000 students grace our campuses in Bowling Green, Glasgow, Owensboro and the Elizabethtown area. We also send students each semester to Harlaxton College in Grantham, England

WKU is in the midst of a transformation

and other students circumnavigate the globe with the Semester at Sea program just to name a few.

A place where all students can succeed, WKU is the home of the Gattton Academy for Mathematics

and Science for exceptional Kentucky high school juniors and seniors. The Academy was named the number one high school in the U.S. in 2012, 2013 and 2014 by *Newsweek* and *The Daily Beat*. WKU is proud to have Kentucky's first and only independent Honors College in the Commonwealth. WKU honors students enjoy an intimate scholarly environment on a vibrant campus and are encouraged to become involved in community service, applied research and study abroad. These are among the reasons why WKU is becoming the university of choice in the Commonwealth and the intellectual heartbeat of Kentucky.

WKU MISSION STATEMENT

Western Kentucky University prepares students of all backgrounds to be productive, engaged, and socially responsible citizen-leaders of a global society. The University provides research, service and lifelong learning opportunities for its students, faculty, and other constituents. WKU enriches the quality of life for those within its reach.



HERE'S THE GIST

Located 60 miles north of Nashville and 110 miles south of Louisville off Interstate 65, Bowling Green is the third-most populous city in the state of Kentucky after Louisville and Lexington. As of 2013, the population for Bowling Green sits at 61,488 with 118,370 in the surrounding Warren County area.

Significant companies in Bowling Green include the *GM Corvette Assembly Plant, Fruit of the Loom/ Russell Athletics, Houchens Industries, Holley Performance Products, and Camping World.*

BRIEF HISTORY

Warren County consists of 546 square miles and was named for General Joseph Warren, a hero of the famous American Revolution Battle of Bunker Hill. The area was first settled in 1785 when Andrew McFadin built McFadin's Station on Barren River. Shortly afterward, another explorer, Robert Moore, paused for a few days at the station before deciding to build in the area. Brothers George and Robert Moore may not have realized how forward looking they were when they selected a site on the Barren River in south central Kentucky for a new settlement in 1796.

At the first county commissioners meeting in early 1798, the pioneers decided that the new town would be "called and known by the name of Bolin Green." This name was after the Bowling Green Square in New York City, where patriots had pulled down a statue of King George III and used the lead to make bullets during the American Revolution.

In laying out the town, the Moore's designed two acres for the construction of public buildings. Those same two acres today make up Fountain Square Park in the heart of downtown. This is symbolic of the city of Bowling Green whose central location allowed it quickly to become a major agricultural community and river port, and later, an important commercial and educational center. Today Bowling Green is a regional entertainment hub for more than 250,000 people in 11 surrounding counties.

NOTEWORTHY

We're humbled and honored to have been:

- Named a "Top 10 Best College Town" by *Livability.com* in 2015
- Named a Top 10 All-American City in World's Best Cities by *National Geographic* in 2014
- Named one of the 25 Coolest Places to Visit with Kids by *USA Today*
- Named one of 8 Underrated U.S. Destinations to Visit by *Business Insider*
- Named a Dozen Distinctive Destination in 2006 by the National Trust for Historic Preservation
- Selected as an All-America City Finalist in 2010 by the National Civic League
- Chosen as a Top Ten Great Public Space (Downtown Fountain Square) in 2010 by the American Planning Association
- Tabbed as one of the Fifty Best Adventure Towns in the country by *National Geographic Adventure* magazine - 2007 '50 Best Places to Live and Play' issue
- Named by *SportsEvents Magazine* as a "Destination to Watch" in 2011 and recipient of a 2012 Readers' Choice Award based on our high standard of professionalism and quality service in hosting events
- Ranked 3rd in the Nation among metropolitan areas with populations less than 200,000 for its number of industry expansions and locations in 2010 by *Site Selection Magazine*
- *Forbes* magazine ranked Bowling Green 5th on its list of Best Small Places for Businesses and Careers in 2011

GENERAL

HILLTOPPERS

2016 REVIEW

HISTORY

UNIVERSITY

OPPONENTS





DR. TIMOTHY C. CABONI

UNIVERSITY PRESIDENT

1ST YEAR AT WKU | LSU '92

Timothy C. Caboni, a 1994 Western Kentucky University graduate, returned to the Hill on July 1, 2017, as WKU's 10th president.

During his inaugural year as president, Caboni is leading a comprehensive strategic planning process to serve as a roadmap for WKU's next decade of growth. Of particular importance will be renewing WKU's mission of advancing the City of Bowling Green, the Commonwealth of Kentucky and the world by inspiring innovation, elevating communities and transforming lives.

President Caboni, who holds a PhD in higher education leadership and policy from Vanderbilt University, served as the vice chancellor for Public Affairs at the University of Kansas for six years. Prior to that he was associate dean of the Peabody College of Education & Human Development at Vanderbilt University in Nashville, Tennessee.

At KU, Caboni led public affairs for KU's four campuses and the KU Medical Center. He served as the principal spokesman and coordinated the communication activities of the University with those of the KU Alumni Association, KU Endowment and Kansas Athletics, Inc. Caboni oversaw the communications, marketing and advocacy efforts of the University and coordinated KU's legislative agenda at all government levels, championing issues that include research funding, higher education policy and health care. He also was responsible for the operations of Kansas Public Radio and was associate professor of educational leadership and policy in the School of Education.

Caboni was an active member of the Lawrence, Kansas, community, serving on the board of the Lawrence Chamber of Commerce and the Joint Economic Development Commission of Lawrence and Douglas County as well as the boards of the Lawrence Art Center and the Lied Center for the Performing Arts.

As associate dean at Vanderbilt, Caboni oversaw the Peabody College's 21 professional graduate degree programs and graduate and professional financial aid for the college, and he led outreach, partnership and program development efforts for the college as well as communications and admissions. His leadership contributed to the school's rising to No. 1 in the U.S. News & World Report rankings of graduate schools of education for three consecutive years.

President Caboni is a native of New Orleans, La., and received a bachelor's degree in speech communication and rhetoric from Louisiana State University. He earned a master's degree in corporate and organizational communication from WKU. His higher education professional experience includes alumni relations, fundraising, prospect research, teaching, academic administration, communications, marketing and government relations. He has published nearly 30 articles and one book. His current research is focused on use of data-based decision-making in higher education fundraising.

President Caboni is married to Kacy Schmidt Caboni, who was director of development and team leader for the School of Business with the Kansas University Endowment. She was instrumental in the construction of Capitol Federal Hall, the new home of the KU business school, funded entirely through private philanthropy. In addition to serving as WKU's First Lady, Kacy Caboni is director of principal gifts and special initiatives in the Office of Development and Alumni Relations at WKU.



TODD STEWART

DIRECTOR OF ATHLETICS

10TH YEAR AT WKU | MIAMI (OHIO) '88

GENERAL

HILLTOPPERS

2016 REVIEW

HISTORY

UNIVERSITY

OPPONENTS

Operating with a fast break mentality from the day he was hired, Todd Stewart's tenure as WKU's Director of Athletics has been marked by consistent success for the Hilltoppers on the field of play, in the classroom, and in the community. In his five-plus years at the helm, 518 student-athletes have obtained their degrees, WKU has captured 33 total conference championships, and the athletic department staff, coaches and players have devoted over 10,000 hours of community service. Stewart also played an instrumental role in elevating WKU's athletic programs to Conference USA on July 1, 2014.

The depth of WKU's success makes the Hilltoppers one of the nation's most successful all-around athletics programs, as the 33 conference championships during his tenure have been won by 12 different sport programs. This includes consecutive Conference USA championships for football in 2015 and 2016, marking only the second time in the program's 98 year history WKU has won back to back league titles. In 2016, WKU posted an 11-3 record which included the school's third consecutive bowl win, a 51-31 victory over Memphis in the Boca Raton Bowl. WKU is one of only nine programs in the nation with a bowl win in each of the last three seasons. 2016 also marked the first time in program history that WKU football posted consecutive seasons of 10+ wins. WKU Volleyball finished its season with a 30-3 overall record and also captured Conference USA regular season and tournament titles for the third consecutive season. WKU Women's Basketball finished its season with a 27-7 overall record, captured the Conference USA regular season and tournament titles, and has now won 27 or more games in three consecutive seasons for the first time in program history.

These accomplishments are even more notable when coupled with WKU's outstanding academic achievements. The grade point average of all student-athletes in the spring 2017 semester was a 3.10, 65 percent had a semester GPA greater than 3.0, and the current cumulative GPA of all WKU student-athletes is a 3.06. All of these marks represent the highest totals in the history of WKU Athletics.

The 2015 football program had perhaps the best season in

school history. WKU tied the school record for single-season wins (12), became the first school in Conference USA's 20-year history to go undefeated in regular season league play and also win the league's championship game, defeated South Florida in the Miami Beach Bowl for the program's second consecutive bowl victory, and finished the season ranked No. 24 nationally by the Associated Press.

In the Hilltoppers inaugural season in Conference USA in 2014-15, 104 student-athletes graduated and WKU became the first school in the league's 20-year history to win eight conference championships and a bowl game in the same season. A total of 56 WKU athletes received the 2015 C-USA Commissioner's Academic Medal for having a grade point average of 3.75 or higher, the most of any school in the league. WKU also had a league-high 55 athletes earn Player of the Week honors.

For the first time since 2008-09, WKU had six sport programs win conference titles for two consecutive seasons (volleyball, women's basketball, softball, men's indoor track and field, women's outdoor track and field, men's swimming and diving). The football team captured the school's first ever FBS bowl win in the inaugural Popeyes Bahamas Bowl and gave WKU its second-straight eight-win season behind the strength of the nation's fourth-ranked offense.

In its final year in the Sun Belt Conference in 2013-14, WKU won the league's all-sports championship for the sixth overall time but first since 2008. A total of 110 student-athletes graduated during the year, and WKU's volleyball, soccer, and women's indoor and outdoor track teams captured Sun Belt Conference regular season championships while the men's swimming and diving team won the Conference USA Invitational. WKU's men's outdoor track program finished tied for 18th in the nation, the highest national team finish for any WKU program since men's basketball reached the Sweet 16 in 2008.

A total of 108 student-athletes graduated in 2012-13, Stewart's first full-year as Director of Athletics, and five sport programs (volleyball, women's swimming and diving, men's track and field, men's basketball, softball) won conference championships. Despite a fifth-place conference finish in



football, Stewart's navigation of the bowl landscape helped secure the program's first ever FBS bowl bid, an at-large appearance in the 2012 Little Caesars Pizza Bowl. Men's basketball became the first team in NCAA history to win their conference tournament two consecutive years by winning four games in four days each time. Softball posted two wins in the NCAA Tournament, the first in the program's history. Volleyball also capped a 33-4 season by winning the program's first-ever NCAA Tournament match.

A member of WKU's senior athletic staff since 2008 and 30-year veteran of collegiate and professional sports, Stewart was named WKU's Director of Athletics on May 9, 2012, after serving in the role on an interim basis since March 22.

Stewart has a wide range of experience on many different levels, including nearly two years as WKU's Senior Associate Athletic Director, over two years as WKU's Associate Athletic Director for Communications and Media Relations, more than three years as Associate Commissioner for Communications at the Sun Belt Conference and 15 years of communications and media relations experience with two different franchises in the National Football League.

Stewart joined WKU in June of 2008 after a 40-month stint as Associate Commissioner for Communications for the Sun Belt Conference, where he and his staff were responsible for internal and external communications for all Sun Belt Conference publicity. He also served on the BCS Media Relations Committee for college football's 2008 National Championship Game.

Prior to joining the SBC, Stewart worked in the National

Football League for 15 years. He was hired by the Cleveland Browns as Executive Director of Communications and Media Relations in 1999, helping to create the franchise's communications/media relations department as it reentered the league as an expansion team. Stewart assisted the NFL's public relations staff at Super Bowl XXXVI in New Orleans and was the AFC public relations representative at the 2000 Pro Bowl in Hawaii while with the Browns. He also served on the NFL's Media Policies Committee.

Prior to joining the Browns, Stewart was the Assistant Director of Public Relations for the Indianapolis Colts from 1991-99, where he helped direct activities between the organization, community and media. While with Indianapolis, he worked on the NFL's public relations staff at Super Bowl XXVII in Los Angeles and at three consecutive AFC Championship Games (1997-99). The Colts' public relations staff was presented the 1996 Pete Rozelle Award, an annual honor bestowed to the NFL's top PR staff as voted by the Pro Football Writers of America.

Stewart, 51, received his bachelor's degree in communications from Miami (Ohio) in 1988, where he twice received the Miami University Parents' Council Student Achievement Award for outstanding service to the university. He worked as a graduate assistant in the sports information department at the University of Tennessee from 1988-90. Stewart currently serves on the Board of Directors for the United Way of Southern Kentucky and is also a member of the Bowling Green Rotary.

A native of Cincinnati, Ohio, Stewart and his wife, Rebecca, have one son, Blake.

SENIOR ATHLETIC STAFF



Craig Biggs
Associate Athletic
Director, Facilities
and Administration



Larry Cash
Associate Athletic
Director, Hilltopper
Athletic Foundation



Jim Clark
Associate
Athletic Director,
Development



John McCammon
Associate Athletic
Director, Compliance
and Student Affairs



Randy Magill
Associate Athletic
Director, Chief
Financial Officer



Matt Morrison
Associate Athletic
Director, Marketing
and Ticket Sales



Kyle Neaves
Associate
Athletic Director,
Communications/
Media Relations



Lisa Schneider
Assistant to the
Director of Athletics,
Senior Women's
Administrator



**CAROL AND DENNY WEDGE
STUDENT-ATHLETE SUCCESS CENTER**

The Carol and Denny Wedge Student Athlete Success Center opened in January of 2009. SASC is a 10,000 square foot academic complex located in Houchens Smith Stadium and houses the academic advising staff, a computer laboratory and a large study area designated solely for use by student-athletes. The Student Athlete Success Center is also equipped with conference rooms, and several private study rooms for WKU student-athletes to meet with athletic tutors on a one-to-one basis or work on class projects.

The mission of the Student Athlete Success Center is to help student-athletes have the most positive educational and personal experience possible at WKU. The SASC advisement staff has over 50 years of combined experience. We strive to be the resource hub for WKU student-athletes to obtain success academically and in life after sports.

GOALS OF THE ACADEMIC PROGRAM

- To ensure compliance with WKU and NCAA academic requirements
- To provide academic support services, which will assist student-athletes in achieving academic success with tutorial assistance and proper course selection
- To offer educational workshops focusing on career and personal development
- To assist student-athletes in determining career goals and interests
- To exceed general student population semester and cumulative grade point average
- To exceed general student population graduation rate
- To achieve a minimum Academic Progress Rate (APR) of 930 for all sports

CONFERENCE LEADERS IN ACADEMICS

Academic achievement is a high priority on The Hill, and in WKU's three seasons as members of C-USA, a total of 150 WKU student-athletes earned the Conference USA Commissioner's Academic Medal, including 53 from C-USA-sponsored sports in 2016-17, for having a cumulative grade point average of 3.75 or better.

A total of 507 WKU student-athletes over that span, over half of its total number, earned Commissioner's Honor Roll recognition from Conference USA for maintaining a cumulative grade point average of 3.0 or better.

ACADEMIC ADVISING STAFF



JaShard Justice
Assistant Athletic Director



Tanner Siewert
Assistant Director



Dixie Mahurin
Academic Coordinator



Dianna Marshall
Academic Advisor

WKU has also seen 2,447 student-athletes honored by the conference office since 2004-05.

Academic success is not confined to just one sport, but a major emphasis across all of them. Each of WKU's 16 athletic teams achieved an APR score of 944 or higher for the second consecutive year, a full 14 points above the NCAA's mandated 930 score. Three programs (women's golf, women's tennis and volleyball) achieved perfect 1,000 scores in the APR report for 2015-16.

HILLTOPPERS WITH HEART

Hilltoppers with Heart is WKU's community service initiative, designed to give WKU student-athletes, coaches and staff the unique opportunity to make an impact in the community by volunteering their time and talent with numerous organizations.

WKU Athletics has a commitment to growing sports in the Bowling Green community and the ability to demonstrate leadership in social responsibility. In 2016-17, the Hilltoppers combined to contribute over 3,000 hours of community service to Bowling Green and its surrounding areas.

GENERAL

HILLTOPPERS

2016 REVIEW

HISTORY

UNIVERSITY

OPPONENTS





BIG RED

THE SPIRIT OF WESTERN

Big Red, Western Kentucky University's athletic mascot, was born in the fall of 1979 and celebrates its birthday on December 1st. Big Red can be best described as the Spirit of Western!

The huge, furry, lovable creature was originally designed and built by WKU student Ralph Carey, ('80 WKU graduate), of Cincinnati, and made its debut during the Hilltoppers' 1979-80 basketball season. Big Red has become a big hit with fans of all ages throughout the state and the nation. Big Red's signature moves are the belly slide and belly shake.

Big Red is an eight-time participant in the Capital One Mascot Challenge and, in 2012, Big Red was named the first member of the Capital One Mascot Hall of Fame.

Prior to the 2013 season, *Sports Illustrated* rated Big Red as the number nine mascot in college football. Of course, on The Hill, we all think Big Red is No. 1.

The ultimate fan and supporter of all WKU's intercollegiate sports, Big Red won the "Key to Spirit" award, the highest honor presented to team mascots at the time, at the Universal Cheerleading Association competition in 1980, 1981 and again in 1983.

In the spring of 1990, Big Red reached the "Final Four" of the UCA's second annual national championship event in San Antonio, Texas, taking third-place honors. Then, in the spring of 1996, Big Red reached the "Final Four" of ESPN SportZone's "Battle of the Mascots" in public balloting on the Internet.

Big Red was the centerpiece of ESPN's promotion of the 25,000th Sports Center, airing in August 2002.

In 2005, Big Red placed second at the Universal Cheerleader Association's Summer Camp in Knoxville, Tenn. Also, in 2005 Big Red was voted the favorite mascot (of participating schools) at the NCAA Mascot Mania celebration in Indianapolis, Ind.






CONFERENCE USA

2015 and 2016 Conference USA Champions





Conference USA begins its 23rd year in 2017-18 as it continues to compete and promote the success of its student-athletes. The league has adapted to the ever-changing landscape of collegiate athletics over its first two-plus decades, but the commitment to excellence, integrity, leadership and its student athletes in competition, academics and community is unwavering.

Conference USA enjoys a far-reaching fan base with its 14 members: Charlotte, FIU, Florida Atlantic, Louisiana Tech, Marshall, Middle Tennessee, North Texas, Old Dominion, Rice, Southern Miss, UAB, UTEP, UTSA and WKU.

Debuting in 1995, Conference USA teams have combined for 100 bowl appearances in football, 106 NCAA Tournament appearances in basketball, including three Final Fours, 69 NCAA baseball appearances including six College World Series berths, 89 NCAA soccer tournament appearances including four trips to the College Cup, and 39 individual national champions in track and field and cross country.

Success is not limited to athletic achievement, however, as 220 Conference USA student-athletes have garnered Academic All-America honors, 749 have achieved academic all-district laurels and thousands of student-athletes have earned a college degree.

Conference USA sponsors competition in 19 sports – nine for men (baseball, basketball, cross country, football, golf, soccer, tennis, and indoor and outdoor track and field) and 10 for women (basketball, cross country, golf, soccer, softball, swimming and diving, tennis, indoor and outdoor track and field, and volleyball).

The league promotes the scholar-athlete ideal, honoring outstanding academic achievement with numerous

conference-sponsored awards, including the Commissioner's Honor Roll and the Commissioner's Academic Medal as well as sport-specific All-Academic teams.

C-USA annually awards postgraduate scholarships, along with the Sport Academic Awards, Scholar-Athletes of the Year and the Institutional Academic Excellence Award. Additionally, Conference USA presents a Spirit of Service Award three times each year, recognizing student-athletes who excel on the field, in the classroom and give back to the community through significant service efforts and participation.

SUCCESS ON THE PLAYING FIELD

Conference USA performers have achieved great success in competition, placing the league among the top conferences in the nation.

Football

- 100 teams have earned bowl bids
- Eligible for the College Football Playoff
- Conference USA has nine bowl affiliations through the 2019 season, securing a minimum of five berths annually.
- Conference USA has primary bowl tie-ins with the Bahamas Bowl, Boca Raton Bowl, Gildan New Mexico Bowl, Hawai'i Bowl, R+L Carriers New Orleans Bowl, St. Petersburg Bowl and Zaxby's Heart of Dallas Bowl, along with secondary arrangements with the Camping World Independence Bowl and the Lockheed Martin Armed Forces Bowl.

Men's Basketball

- 126 postseason teams (54 NCAA, 48 NIT, 12 CBI, 10 CIT, 2 LV16)
- One National Championship title game appearance
- Three Final Four teams



- Seven Elite Eight NCAA Tournament teams
- One NIT Champion and five NIT semifinalists
- Inaugural CBI Champion
- One CIT Champion
- Inaugural Las Vegas 16 Champion

Women's Basketball

- 52 NCAA Tournament appearances
- 59 WNIT appearances
- One Sweet 16 NCAA Tournament team
- Three WNIT semifinalists
- Two WBI Champions

Baseball

- 69 NCAA appearances
- Six College World Series appearances (2009, 2008, 2007, 2006, 2005 and 2001)
- 14 Super Regional appearances
- Has produced at least four NCAA teams in 10 of the past 16 seasons

In addition to the numerous NCAA Tournament berths, C-USA has sent four men's soccer teams to the NCAA College Cup, three softball teams to the Women's College World Series and three volleyball teams to the NCAA Sweet 16. The league has also had 39 national champions in NCAA track and field competition, one national champion in diving, and numerous NCAA individual and team competitors in cross country, golf, swimming, tennis, and track and field. Overall, Conference USA teams and individuals have made more than 2,000 NCAA appearances.

SUCCESS OFF THE FIELD

C-USA institutions are among the nation's best in academic performance of student-athletes, bolstered by the fact that student-athletes at league schools have a higher graduation rate than the general student population. Among C-USA's 5,000 student-athletes, there are champions off the playing field as well. In 22 years, more than 33,000 student-athletes have been named to the Commissioner's Honor Roll or received the Commissioner's Academic Medal, indicative of outstanding achievement in the classroom.

C-USA ON TV

C-USA enjoys significant television exposure through partnerships with ESPN, CBS Sports Network, Stadium and beIN SPORTS. The multi-tiered selection process that is rooted in partnering with all four networks provides extensive national exposure for football, men's and women's basketball, and all other conference sports.

C-USA membership include institutions within eight of the Top 40 media markets and four in the Top 25 according to Nielsen. C-USA home markets this year will include more than 13 million TV households, a 30 percent increase from four years ago.

C-USA.TV

CUSA.TV officially launched in the Summer of 2016 making all non-televvised team sports available as part of a subscription package. The site offers all events in one location so fans can watch home and away matchups of their favorite team or season long events from their favorite sport. The site showcases weekly feature stories as well as postgame interviews, players of the week highlights and other exciting content.

C-USA IN THE COMMUNITY

The conference's current footprint is concentrated with 14 members in 10 states and a combined area population of more than 30 million. With a commitment to community involvement, the conference developed several initiatives to maintain strong ties in C-USA cities, as well as with fans and alumni across the country. C-USA schools also place a priority on giving back to their communities through volunteer service with local and national organizations. Individually, student-athletes are recognized each season through the Spirit of Service award.

GOVERNANCE

Conference USA has significant representation in the NCAA governance structure. The presidents of the member institutions serve as the league's Board of Directors.

A PROUD HISTORY

Conference USA was formed in 1995 and quickly emerged as one of the nation's top conferences. The conference unveiled its name, logo and commissioner April 24, 1995, in Chicago. The league's charter members were Charlotte, Cincinnati, DePaul, Houston, Louisville, Marquette, Memphis, Saint Louis, Southern Miss, Tulane, UAB and USF. Eleven of the institutions began athletic participation in 1995, while Houston joined competition in the fall of 1996.

The league's headquarters were established in Chicago and, after nine years, relocated to the current office in Irving, Texas. Britton Banowsky was named Commissioner in October 2002, succeeding Mike Slive, the league's first Commissioner. In October 2015, Judy MacLeod became the league's third Commissioner.

C-USA added East Carolina (September, 1996) and the United States Military Academy (March, 1997) as football members. ECU began league competition in 1997; Army in 1998 and UAB began football play in 1999. The league brought in TCU and ECU (1999) for all sports and they began competition in 2001. USF started C-USA football in 2003. Marshall, Rice, SMU, Tulsa, UCF and UTEP became full-time Conference USA members for all sports in 2005.

In 2013, charter member Charlotte returned to C-USA and was joined by new members FIU, Florida Atlantic, Louisiana Tech, Middle Tennessee, North Texas, Old Dominion and UTSA. WKU joined the league on July 1, 2014.





2017 C-USA FOOTBALL CHAMPIONSHIP GAME

Conference USA will host its 13th football championship game in 2017.

The event is slated for Saturday, December 2, and will be televised by ESPN or ESPN 2. The team with the highest league winning percentage will serve as host site for the game.

The title game will feature champions from the East and West divisions of the league. Seven different schools have hosted the first 12 championship games.

WKU became just the second team in league history to win back-to-back Conference USA Football Championship Games last season, defeating Louisiana Tech, 58-44, in the highest scoring conference championship game in FBS history. In 2015, WKU became the first league school to go undefeated in C-USA play and then win the Championship Game, defeating Southern Miss, 45-28.

Year	Champion (C-USA Record)
2016	WKU (7-1)
2015	WKU (8-0)
2014	Marshall (7-1)
2013	Rice (7-1)
2012	Tulsa (7-1)
2011	Southern Miss (7-1)
2010	UCF (7-1)
2009	East Carolina (6-2)
2008	East Carolina (6-2)
2007	UCF (7-1)
2006	Houston (7-1)
2005	Tulsa (6-2)
2004	Louisville (8-0)
2003	Southern Miss (8-0)
2002	TCU (6-2) and Cincinnati (6-2)
2001	Louisville (6-1)
2000	Louisville (6-1)
1999	Southern Miss (6-0)
1998	Tulane (6-0)
1997	Southern Miss (6-0)
1996	Houston (4-1) and Southern Miss (4-1)

C-USA FOOTBALL CHAMPIONSHIP GAME

Saturday, December 2

Time: TBA on ESPN or ESPN 2

WEST

LA Tech
North Texas
Rice
Southern Miss
UAB
UTEP
UTSA

EAST

Charlotte
FIU
Florida Atlantic
Marshall
Middle Tennessee
Old Dominion
WKU

C-USA TIEBREAKER

Home field for the C-USA Championship Game will be awarded to the team that posts the highest regular season winning percentage against conference opposition. The first tiebreaker is the winner of a head-to-head match-up. Additional tie-breakers are in place if the teams did not meet.

MEDIA CREDENTIALS

Members of the media that wish to cover the C-USA Championship Game will be required to request credentials through the league's online credential application system available at conferenceusa.com/MediaCenter.

Details about the C-USA Championship Game will be available throughout the season on conferenceusa.com. For additional information, please contact C-USA Media Relations at 214/774-1300.

C-USA STADIUMS

Charlotte	Jerry Richardson Stadium (16,000)
FIU	Riccardo Silva Stadium (20,000)
Florida Atlantic	FAU Stadium (29,419)
LA Tech	Joe Aillet Stadium (28,019)
Marshall	Joan C. Edwards Stadium (38,019)
Middle Tennessee	Johnny "Red" Floyd Stadium (30,788)
North Texas	Apogee Stadium (30,850)
Old Dominion	Foreman Field at S.B. Ballard Stadium (20,068)
Rice	Rice Stadium (47,000)
Southern Miss	M.M. Roberts Stadium (36,000)
UAB	Legion Field (72,000)
UTEP	Sun Bowl (51,500)
UTSA	Alamodome (36,582)
WKU	Houchens Industries/L.T. Smith Stadium (22,113)



C-USA BOWL OVERVIEW 2017-2019

Conference USA will have nine bowl affiliations through the 2019 season, securing a minimum of five berths annually and offering fans a number of great destinations across America and beyond.

Conference USA has agreements with two bowls in the state of Florida: the Boca Raton Bowl and the St. Petersburg Bowl, along with an agreement with the Bahamas Bowl near the coast of the Sunshine State. C-USA maintains longtime relationships with the Zaxby's Heart of Dallas Bowl and the R+L Carriers New Orleans Bowl in the central region as well as the Gildan New Mexico Bowl in the southwest and the Hawaii Bowl in the far West.

Conference USA has secondary agreements with two bowls also located right within the league's footprint, giving teams the opportunities to participate in the Lockheed Martin Armed Forces Bowl in Fort Worth, Texas and the Independence Bowl in Shreveport, La.

C-USA BOWL 2017 SYNOPSIS

Conference USA has secured guaranteed commitments with six bowl partners for the 2017 season, as well as one secondary agreement: Bahamas, Boca Raton, Gildan New Mexico, R+L Carriers New Orleans, St. Petersburg and Zaxby's Heart of Dallas Bowls are primary agreements. The Camping World Independence Bowl in Shreveport, La., is a secondary agreement, should the ACC or SEC not be able to provide a bowl-eligible team. There is no set selection order among C-USA's bowl partners.

As a member of the College Football Playoff, Conference USA will be a part of one of the CFP bowls if it produces the highest rated champion from among the American Athletic, C-USA, Mid-American, Mountain West and Sun Belt Conferences.

2017 Bowl Agreements

R+L Carriers New Orleans Bowl

Date: Dec. 16, 12 p.m. CT (New Orleans, La.)

Opponent: Sun Belt selection

Gildan New Mexico Bowl

Date: Dec. 16, 3:30 p.m. CT (Albuquerque, N.M.)

Opponent: Mountain West

Boca Raton Bowl

Date: Dec. 19, 6 p.m. CT (Boca Raton, Fla.)

Opponent: American selection

St. Petersburg Bowl

Date: Dec. 21, 7 p.m. CT (St. Petersburg, Fla.)

Opponent: American selection

Bahamas Bowl

Date: Dec. 22, 11:30 a.m. CT (Nassau, Bahamas)

Opponent: MAC selection

Zaxby's Heart of Dallas Bowl

Date: Dec. 26, 12:30 p.m. CT (Dallas, Texas)

Opponent: Big 12 selection

Independence Bowl (secondary)

Date: Dec. 27, 12:30 p.m. CT (Shreveport, La.)

Opponent: ACC or SEC selection

COLLEGE FOOTBALL PLAYOFF

The Playoff

During the 2014-15 season, college football entered a new era when postseason playoffs began. The format is simple: top four teams, two semifinals played in bowl games, and a national championship game played in a different city each year. Each semifinal will be played during the New Year's holiday with the national championship game in prime time on a Monday night at least a week later.



COLLEGE FOOTBALL PLAYOFF

The Selection Committee

A selection committee will choose the four teams for the playoff based on their performance during the regular season, including, strength of schedule, head-to-head results, championships won, and other factors. The teams will be seeded so that #1 will play #4 in one semifinal and #2 will meet #3 in the other, with the winners advancing to the national championship game.

The Rotation

The semifinals will rotate among six different bowls, extending the experience to more fans. In the years when the bowls are not hosting semifinals, the bowls will feature eight other teams in four compelling matchups.

For the 2017-18 season, the Goodyear Cotton Bowl (Dec. 29), Capital One Orange (Dec. 30), Playstation Fiesta Bowl (Dec. 30) and Chick-fil-A Peach Bowl (Dec. 31), will host its regular bowl games, while the Rose Bowl presented by Northwestern Mutual (Jan. 1) and Allstate Sugar Bowl (Jan. 1), will host semifinals. The College Football Championship will be held on Monday, Jan. 8 in Atlanta, Ga.

C-USA and the College Football Playoff

As a member of the College Football Playoff, Conference USA will be a part of one of the College Football Playoff bowls if it has the highest rated champion from among the American Athletic, C-USA, Mid-American, Mountain West and Sun Belt Conferences.



R+L Carriers New Orleans Bowl

Location: New Orleans, La.

Date: December 16, 2017

Time: 12 p.m. CT

Stadium: Mercedes-Benz Superdome (73,208)

Network: ESPN

Opponent: Sun Belt Conference Opponent

Executive Director: Billy Ferrante

V.P., Communications: Sam Joffray

Phone: 504-525-5678

Mailing Address: 2020 St. Charles Avenue, 5th Floor
New Orleans, LA 70130

Website: www.neworleansbowl.org

Facebook: [neworleansbowl](https://www.facebook.com/neworleansbowl)

Twitter: @NewOrleansBowl

Past Results

2016	Southern Miss 28, Louisiana-Lafayette 21
2015	Louisiana Tech 47, Arkansas State 28
2014	Louisiana-Lafayette 16, Nevada 3
2013	Louisiana-Lafayette 24, Tulane 21
2012	Louisiana-Lafayette 43, East Carolina 34
2011	Louisiana-Lafayette 32, San Diego State 30
2010	Troy 48, Ohio 21
2009	Middle Tennessee 42, Southern Miss 32
2008	Southern Miss 30, Troy 27 (OT)
2007	Florida Atlantic 44, Memphis 27
2006	Troy 41, Rice 17
2005	Southern Miss 31, Arkansas State 19 (Lafayette, La.)
2004	Southern Miss 31, North Texas 10
2003	Memphis 27, North Texas 17
2002	North Texas 24, Cincinnati 19
2001	Colorado State 45, North Texas 20

Bowl Notes: Conference USA is scheduled be a part of the R+L Carriers New Orleans Bowl for the 13th time in the bowl's 17 years, facing an opponent from the Sun Belt Conference... This year's game will mark the eighth straight year it has been played on a Saturday, with a Noon CT kickoff scheduled, this will open the 2017-18 bowl season....Current Conference USA members Florida Atlantic, Louisiana Tech, Middle Tennessee, North Texas, Rice and Southern Miss have each participated in previous New Orleans Bowls, with the Golden Eagles four victories tied for the most among all schools to play in the game....The New Orleans Bowl is played at the Mercedes-Benz Superdome, site of seven Super Bowl games.



Gildan New Mexico Bowl

Location: Albuquerque, N.M.

Date: December 16, 2017

Time: 3:30 p.m. CT

Stadium: University Stadium (37,792)

Network: ESPN

Opponent: Mountain West Selection

Phone: 505-925-5999

Executive Director: Jeff Siembieda

Media Relations Director: RaeAnn McKernan

Mailing Address: 801 University SE Ste. 104
Albuquerque, NM 87106

Website: www.gildannewmexicobowl.com

Facebook: [NewMexicoBowl](https://www.facebook.com/NewMexicoBowl)

Twitter: @GildanNewMexicoBowl

Past Results

2016	New Mexico 23, UTSA 20
2015	Arizona 45, New Mexico 37
2014	Utah State 21, UTEP 6
2013	Colorado State 48, Washington State 45
2012	Arizona 49, Nevada 48
2011	Temple 37, Wyoming 15
2010	BYU 52, UTEP 24
2009	Wyoming 35, Fresno State 28 (2OT)
2008	Colorado State 40, Fresno State 35
2007	New Mexico 23, Nevada 0
2006	San Jose State 20, New Mexico 12

Bowl Notes: Conference USA will enter its fourth year as a primary partner with the Gildan New Mexico Bowl and is scheduled to send a team to Albuquerque each season through 2019. C-USA will face a representative from the Mountain West Conference each season at University Stadium on the campus of the University of New Mexico....C-USA has participated in the New Mexico Bowl three times, with UTEP playing in the game in 2014 and 2010, while UTSA made its first bowl appearance in last season's matchup...The bowl will once again be played on the opening day of the bowl season, which it has nearly each time during its existence.



Boca Raton Bowl

Location: Boca Raton, Fla.
Date: December 19, 2017
Time: 6 p.m. CT
Stadium: FAU Stadium (29,419)
Network: ESPN
Opponent: American Athletic Conference Selection
Phone: 561-362-3660
Executive Director: Doug Mosley
Media Relations Director: Rachel Rodriguez
Website: www.espnevents.com/boca-raton-bowl/
Facebook: [marmotbocabowl](https://www.facebook.com/marmotbocabowl)
Twitter: @BocaBowl

Past Results

2016	WKU 51, Memphis 31
2015	Toledo 32, Temple 17
2014	Marshall 52, Northern Illinois 23

Bowl Notes: Conference USA will make its third appearance in the four-year old Boca Raton Bowl on Tuesday, December 19, the only bowl game being played on that day...Back-to-back C-USA Champion WKU won last year's game over Memphis, 51-31, and 2014 C-USA Champion Marshall won the inaugural Boca Raton Bowl in 2014, defeating Mid-American Conference Champion Northern Illinois, 52-23.... The game is played at six-year old FAU Stadium, the home of C-USA member Florida Atlantic.



St. Petersburg Bowl

Location: St. Petersburg, Fla.
Date: December 21, 2017
Time: 7 p.m. CT
Stadium: Tropicana Field (28,453)
Network: ESPN
Opponent: American Athletic Conference Selection
Phone: 727-290-9865
Executive Director: Brett Dulaney
Media Relations Director: Jack Heilig
Phone: 954-634-2299
Website: www.StPetersburgBowl.com
Facebook: [St. Pete Bowl](https://www.facebook.com/St.PeteBowl)
Twitter: @stpetebowl

Past Results

2016	Mississippi State 17, Miami (Ohio) 16
2015	Marshall 16, UConn 10
2014	NC State 34, UCF 27
2013	East Carolina 37, Ohio 20
2012	UCF 45, Ball State 20
2011	Marshall 20, FIU 10
2010	Louisville 31, Southern Miss 28
2009	Rutgers 45, UCF 24
2008	South Florida 41, Memphis 14

Bowl Notes: After a one-year absence, Conference USA will once again participate in the St. Petersburg Bowl this December, facing an opponent from the American Athletic Conference....This year's 10th annual game is scheduled for Thursday, December 21 at 8 pm ET...Conference USA has participated in seven of the first nine St. Petersburg Bowls... Current C-USA members FIU, Marshall and Southern Miss have participated in the game previously...The game is played at Tropicana Field in downtown St. Petersburg and the bowl is owned and operated by ESPN Events, a subsidiary of ESPN.



Bahamas Bowl

Location: Nassau, Bahamas

Date: December 22, 2017

Time: 12:30 p.m. CT

Stadium: Thomas A. Robinson National Stadium (15,000)

Network: ESPN

Opponent: Mid-American

Phone: 678-908-4853

Executive Director: Richard Gianinni

Media Relations Director: Chris Pika

Phone: 678-908-4853

Website: www.bahamasbowl.com

Facebook: Bahamas Bowl

Twitter: @TheBahamasBowl

Past Results

2016	Old Dominion 24, Eastern Michigan 20
2015	Western Michigan 45, MTSU 31
2014	WKU 49, Central Michigan 48

Bowl Notes: The fourth annual Bahamas Bowl will kick off Friday, Dec. 22, 2017 at Nassau's Thomas A. Robinson National Stadium...Conference USA is once again scheduled to be a part of the game, facing an opponent from the Mid-American Conference...Old Dominion, Middle Tennessee and WKU have represented Conference USA in the first three games, with ODU and WKU winning their games...The Bahamas Bowl is the only postseason FBS bowl game outside of the United States.



Zaxby's Heart of Dallas Bowl

Location: Dallas, Texas

Date: December 26, 2017

Time: TBA

Stadium: Cotton Bowl

Network: ESPN

Opponent: Big 12 Selection

Phone: 817-810-0695

Executive Director: Brant Ringle

Media Director: Tim Simmons

Website: www.theheartofdallasbowl.com

Facebook: theheartofdallasbowl

Twitter: @HODBowl

Past Results

2016	Army 38, North Texas 31
2015	Washington 44, Southern Miss 31
2014	Louisiana Tech 35, Illinois 18
2014	North Texas 36, UNLV 14
2013	Oklahoma State 58, Purdue 14
2012	Houston 30, Penn State 14
2011	Texas Tech 45, Northwestern 38

Bowl Notes: Conference USA is slated to play an opponent from the Big 12 Conference in the eighth annual Heart of Dallas Bowl on December 26...The bowl is the only one that honors first responders and it also benefits organizations working to eradicate homelessness in Dallas...North Texas appeared in last year's game vs. Army and won the 2013 bowl over UNLV. Southern Miss became the first C-USA school to play a Pac-12 team in a bowl game in 2015, falling to Washington, 44-31...The 2014 game saw C-USA West Division Champion Louisiana Tech defeat Illinois, 35-18.



Independence Bowl

Location: Shreveport, La.

Date: December 27, 2016

Time: 1:30 p.m. CT

Stadium: Independence Stadium (49,565)

Network: ESPN

Opponent: ACC or SEC Selection

Executive Director: Missy Setters

Media Relations Director: Stefan Nole

Website: www.independencebowl.org

Facebook: [independencebowl](https://www.facebook.com/independencebowl)

Twitter: @IndyBowl

Past Results (C-USA Schools Only)

2008	Louisiana Tech 17, Northern Illinois 10
1990	Louisiana Tech 34, Maryland 34
1988	Southern Miss 38, UTEP 18
1980	Southern Miss 16, McNeese State 14
1978	East Carolina 35, Louisiana Tech 13
1977	Louisiana Tech 24, Louisville 14

Bowl Notes: Conference USA maintains a secondary partnership with the Independence Bowl, played at Independence Stadium in Shreveport, La. C-USA will provide a surplus team to the bowl in the event the Southeastern Conference or Atlantic Coast Conference are unable to provide a team. The game was established in 1976 and named the Independence Bowl because it was established during the nation's Bicentennial year. It is the nation's 11th-oldest game. Current C-USA members Louisiana Tech, Southern Miss and UTEP have previously played in the Independence Bowl.

2017-18 BOWL SCHEDULE

DATE	BOWL	LOCATION	TIME	NETWORK
Dec. 16	AFR Celebration Bowl (MEAC vs. SWAC)	Atlanta, Ga.	11 a.m.	ABC
Dec. 16	R-I Carriers New Orleans Bowl (C-USA vs. Sun Belt)	New Orleans, La.	12 p.m.	ESPN
Dec. 16	AutoNation Cure Bowl (American vs. Sun Belt)	Orlando, Fla.	1:30 p.m.	CBSN
Dec. 16	Las Vegas Bowl (MWC vs. Pac-12)	Las Vegas, Nev.	2:30 p.m.	ABC
Dec. 16	Gildan New Mexico Bowl (C-USA vs. MWC)	Albuquerque, N.M.	3:30 p.m.	ESPN
Dec. 16	Raycom Media Camellia Bowl (MAC vs. Sun Belt)	Montgomery, Ala.	7 p.m.	ESPN
Dec. 19	Boca Raton Bowl (C-USA vs. American)	Boca Raton, Fla.	6 p.m.	ESPN
Dec. 20	Frisco Bowl (American vs. At-Large)	Frisco, Texas	7 p.m.	ESPN
Dec. 21	St. Petersburg Bowl (C-USA vs. American)	St. Petersburg, Fla.	7 p.m.	ESPN
Dec. 22	Popeyes Bahamas Bowl (C-USA vs. MAC)	Nassau, Bahamas	11:30 a.m.	ESPN
Dec. 22	Famous Idaho Potato Bowl (MAC vs. MWC)	Boise, Idaho	3 p.m.	ESPN
Dec. 23	Birmingham Bowl (SEC vs. American)	Birmingham, Ala.	11 a.m.	ESPN
Dec. 23	Lockheed Martin Armed Forces Bowl (Army vs. Big Ten)	Fort Worth, Texas	2:30 p.m.	ESPN
Dec. 23	Dollar General Bowl (MAC vs. Sun Belt)	Mobile, Ala.	6 p.m.	ESPN
Dec. 24	Hawai'i Bowl (American vs. MWC)	Honolulu, Hawai'i	7:30 p.m.	ESPN
Dec. 26	Zaxby's Heart of Dallas Bowl (C-USA vs. Big 12)	Dallas, Texas	12:30 p.m.	ESPN
Dec. 26	Quick Lane Bowl (Big Ten vs. ACC/Notre Dame)	Detroit, Mich.	4:15 p.m.	ESPN
Dec. 26	Cactus Bowl (Pac 12 vs. Big 12)	Phoenix, Ariz.	8 p.m.	ESPN
Dec. 27	Independence Bowl (SEC vs. ACC/Notre Dame)	San Diego, Calif.	12:30 p.m.	ESPN
Dec. 27	New Era Pinstripe Bowl (Big Ten vs. ACC/Notre Dame)	New York, N.Y.	4:15 p.m.	ESPN
Dec. 27	Foster Farms Bowl (Pac-12 vs. Big Ten)	Santa Clara, Calif.	7:30 p.m.	FOX
Dec. 27	AdvoCare V100 Texas Bowl (Big 12 vs. SEC)	Houston, Texas	8 p.m.	ESPN
Dec. 28	Military Bowl (ACC/Notre Dame vs. American)	Annapolis, Md.	12:30 p.m.	ESPN
Dec. 28	Camping World Bowl (Big 12 vs. ACC/Notre Dame)	Orlando, Fla.	4:15 p.m.	ESPN
Dec. 28	Valero Alamo Bowl (Big 12 vs. Pac-12)	San Antonio, Texas	8 p.m.	ESPN
Dec. 28	SDCCU Holiday Bowl (Pac-12 vs. Big Ten)	San Diego, Calif.	8 p.m.	FS1
Dec. 29	Belk Bowl (ACC/Notre Dame vs. SEC)	Charlotte, N.C.	12 p.m.	ESPN
Dec. 29	Hyundai Sun Bowl (Pac-12 vs. ACC/Notre Dame)	El Paso, Texas	2 p.m.	CBS
Dec. 29	Franklin Amer. Mort. Music City Bowl (SEC vs. ACC/ND/Big Ten)	Nashville, Tenn.	3:30 p.m.	ESPN
Dec. 29	Goodyear Cotton Bowl (New Year's Six)	Arlington, Texas	12 p.m.	ESPN
Dec. 30	Taxslayer Bowl (Big Ten/ACC/ND vs. SEC)	Jacksonville, Fla.	11 a.m.	ESPN
Dec. 30	AutoZone Liberty Bowl (SEC vs. Big 12)	Memphis, Tenn.	11:30 a.m.	ESPN
Dec. 30	PlayStation Fiesta Bowl (New Year's Six)	Glendale, Ariz.	3 p.m.	ESPN
Dec. 30	NOVA Home Loans Arizona Bowl (Big Ten/SEC/ND vs. ACC)	Tucson, Ariz.	4:30 p.m.	CBSN
Dec. 30	Capital One Orange Bowl (Big Ten/SEC/ND vs. ACC)	Miami Gardens, Fla.	7 p.m.	ESPN
Jan. 1	Outback Bowl (Big Ten vs. SEC)	Tampa, Fla.	12 p.m.	ESPN2
Jan. 1	Chick-fil-A Peach Bowl (New Year's Six)	Atlanta, Ga.	11:30 a.m.	ESPN
Jan. 1	Buffalo Wild Wings Citrus Bowl (ACC/Notre Dame vs. SEC)	Orlando, Fla.	12 p.m.	ABC
Jan. 1	Rose Bowl Game (Playoff Semifinal)	Pasadena, Calif.	4 p.m.	ESPN
Jan. 1	Allstate Sugar Bowl (Playoff Semifinal)	New Orleans, La.	7:45 p.m.	ESPN
Jan. 8	National Championship Game	Atlanta, Ga.	7 p.m.	ESPN

GENERAL

HILLTOPPERS

2016 REVIEW

HISTORY

UNIVERSITY

OPPONENTS

2016 STANDINGS

East Division	C-USA							All Games						
	W-L	Pct.	H	A	Div.	Pts	Opp	W-L	Pct.	H	A	Pts	Opp	
*WKU	7-1	.875	4-0	3-1	5-0	407	173	11-3	.786	6-1	5-2	637	344	
Old Dominion	7-1	.875	4-0	3-1	4-1	313	217	10-3	.769	6-0	4-3	456	354	
Middle Tennessee	5-3	.625	2-2	3-1	3-2	310	300	8-5	.615	3-2	5-3	516	465	
FIU	4-4	.500	2-2	2-2	3-3	234	269	4-8	.333	2-5	2-3	288	418	
Charlotte	3-5	.375	0-4	3-1	2-3	202	246	4-8	.333	1-5	3-3	302	415	
Florida Atlantic	2-6	.250	1-3	1-3	0-5	235	315	3-9	.250	2-4	1-5	317	477	
Marshall	2-6	.250	2-2	0-4	2-4	162	256	3-9	.250	3-4	0-5	317	423	

West Division	C-USA							All Games						
	W-L	Pct.	H	A	Div.	Pts	Opp	W-L	Pct.	H	A	Pts	Opp	
*Louisiana Tech	6-2	.750	4-0	2-2	4-1	354	235	9-5	.643	5-0	4-5	620	470	
UTSA	5-3	.625	3-1	2-2	3-2	281	249	6-7	.462	4-2	2-5	379	363	
Southern Miss	4-4	.500	3-1	1-3	3-2	258	246	7-6	.538	4-2	3-4	427	384	
North Texas	3-5	.375	2-2	1-3	2-3	194	282	5-8	.385	3-3	2-5	322	424	
Rice	2-6	.250	1-3	1-3	1-4	197	294	3-9	.250	2-4	1-5	279	436	
UTEP	2-6	.250	1-3	1-3	2-3	215	280	4-8	.333	3-4	1-4	316	419	

* - Division champions. WKU won the 2016 Conference USA Championship.

2016 INDIVIDUAL LEADERS

RUSHING	G	ATT	YDS	AVG	TD	YDS/G
JONES, Aaron, UTEP	12	229	1773	7.7	17	147.8
WALES, A., WKU	13	237	1621	6.8	27	124.7
MATHERS, I., MT	13	232	1561	6.7	17	120.1
SMITH, Ito, USM	13	265	1459	5.5	17	112.2
LAWRY, R., ODU	12	200	1255	6.3	11	104.6

PASS EFFICIENCY	G	CMP	ATT	INT	PCT	YDS	TD	EFF
WHITE, M., WKU	14	280	416	7	67.3	4363	37	181.4
HIGGINS, R., LT	13	329	496	8	66.3	4617	41	168.6
WASHINGTON, D., ODU	13	202	341	5	59.2	2836	31	156.2
STOCKSTILL, B., MT	10	262	414	7	63.8	3233	31	150.2
MULLENS, N., USM	11	243	384	11	63.2	3272	24	149.8

TOTAL OFFENSE	G	RUSH	PASS	PLAYS	TOTAL	YDS/G
HIGGINS, R., LT	13	277	4617	584	4894	376.5
STOCKSTILL, B., MT	10	240	3233	459	3473	347.3
WHITE, M., WKU	14	-74	4363	445	4289	306.4
MULLENS, N., USM	11	-54	3272	435	3218	292.5
LITTON, C., MAR	10	-133	2612	405	2479	247.9

REC. YDS/GAME	G	REC	YDS	TD	AVG/C	YDS/G
TAYLOR, T., LT	14	136	1803	12	13.3	128.8
JAMES, Richie, MT	13	105	1625	12	15.5	125.0
TAYLOR, T., WKU	14	98	1730	17	17.7	123.6
HENDERSON, C., LT	13	82	1535	19	18.7	118.1
NORRIS, N., WKU	14	76	1318	14	17.3	94.1

ALL-PURPOSE	G	Rush	Rcv	PR	KR	Yds	Avg/G
HENDERSON, C., LT	13	133	1535	0	805	2473	190.2
MATHERS, I., MT	13	1561	633	0	0	2194	168.8
JONES, A., UTEP	12	1773	233	0	0	2006	167.2
JAMES, R., MT	13	339	1625	128	43	2135	164.2
WALES, A., WKU	13	1621	323	0	0	1944	149.5

INTERCEPTIONS	G	INT	YDS	TD	INT/G
WOODS, X., LT	14	5	45	0	0.36
BROOKS, N., NT	13	4	54	0	0.31
JENKINS, E., NT	11	3	86	2	0.27
BROWN, I., FIU	11	3	43	1	0.27
DAVIS, K., CHA	11	3	8	0	0.27

TACKLES	G	UA	A	TOTAL	TPG
ELLERBEE, RICE	11	70	48	118	10.7
BROWN, K., WKU	14	60	71	131	9.4
AL-SHAAIR, A., FAU	12	56	56	112	9.3
JONES, A., UTEP	10	44	49	93	9.3
YOUNG, J., FAU	11	67	33	100	9.1
WILLIAMS, T., FIU	12	61	48	109	9.1
WINT, A., FIU	12	57	51	108	9.0
COOK, N., CHA	12	49	59	108	9.0
TAUAEFA, UTSA	13	50	65	115	8.8
RICKS, TJ, ODU	13	48	54	102	7.8

SACKS	G	UA	A	TOTAL
FERGUSON, J., LT	14	13	3	14.5
HENDRICKSON, T., FAU	12	8	3	9.5
BRADLEY, D., USM	13	6	5	8.5
XIMINES, O., ODU	13	7	1	7.5
ROTIMI, B., ODU	13	4	6	7.0

TACKLES FOR LOSS	G	TOTAL	Avg.
FERGUSON, J., LT	14	16.0	1.14
BRADLEY, D., USM	13	15.5	1.19
HENDRICKSON, T., FAU	12	15.0	1.25
OGUNJOBI, L., CHA	12	13.5	1.12
THIGPEN, X., USM	13	13.5	1.04



2016 TEAM STATISTICS

RUSHING OFFENSE	G	ATT	YDS	AVG	TD	YDS/G
Old Dominion	13	500	2595	5.2	27	199.6
Middle Tennessee	13	417	2494	6.0	26	191.8
Florida Atlantic	12	472	2258	4.8	31	188.2
WKU	14	487	2609	5.4	35	186.4
UTEP	12	409	2226	5.4	20	185.5
Charlotte	12	487	2114	4.3	18	176.2
Southern Miss	13	544	2269	4.2	26	174.5
Rice	12	483	2036	4.2	23	169.7
UTSA	13	524	2104	4.0	22	161.8
Louisiana Tech	14	417	2119	5.1	30	151.4
FIU	12	423	1783	4.2	16	148.6
North Texas	13	426	1736	4.1	24	133.5
Marshall	12	396	1298	3.3	12	108.2

PASS OFFENSE	G	CMP	ATT	INT	PCT	YDS	AVG	TD	YDS/G
Louisiana Tech	14	362	543	9	66.7	5087	9.4	43	363.4
WKU	14	305	471	8	64.8	4715	10.0	42	336.8
Middle Tennessee	13	349	556	15	62.8	4236	7.6	39	325.8
Southern Miss	13	285	478	16	59.6	3877	8.1	26	298.2
Marshall	12	264	438	12	60.3	2902	6.6	28	241.8
Old Dominion	13	220	374	6	58.8	3042	8.1	31	234.0
FIU	12	238	407	17	58.5	2720	6.7	19	226.7
Rice	12	241	412	10	58.5	2582	6.3	16	215.2
UTSA	13	216	383	8	56.4	2777	7.3	26	213.6
Florida Atlantic	12	215	366	13	58.7	2521	6.9	9	210.1
North Texas	13	261	449	13	58.1	2708	6.0	15	208.3
Charlotte	12	214	413	6	51.8	2313	5.6	17	192.8
UTEP	12	195	327	8	59.6	2204	6.7	21	183.7

TOTAL OFFENSE	G	R	P	PYS	YDS	AVG.	TD	YDS/G
WKU	14	2609	4715	958	7324	7.6	77	523.1
Middle Tennessee	13	2494	4236	973	6730	6.9	65	517.7
Louisiana Tech	14	2119	5087	960	7206	7.5	73	514.7
Southern Miss	13	2269	3877	1022	6146	6.0	52	472.8
Old Dominion	13	2595	3042	874	5637	6.4	58	433.6
Florida Atlantic	12	2258	2521	838	4779	5.7	40	398.2
Rice	12	2036	2582	895	4618	5.2	39	384.8
UTSA	13	2104	2777	907	4881	5.4	48	375.5
FIU	12	1783	2720	830	4503	5.4	35	375.2
UTEP	12	2226	2204	736	4430	6.0	41	369.2
Charlotte	12	2114	2313	900	4427	4.9	35	368.9
Marshall	12	1298	2902	834	4200	5.0	40	350.0
North Texas	13	1736	2708	875	4444	5.1	39	341.8

SCORING OFFENSE	TD	XPT	2XP	DXP	FG	SAF	PTS	AVG
WKU	82	78	21	0	1	1	637	45.5
Louisiana Tech	79	78	22	0	0	1	620	44.3
Middle Tennessee	67	64	16	1	0	0	516	39.7
Old Dominion	60	52	12	2	0	2	456	35.1
Southern Miss	55	50	15	1	0	0	427	32.8
UTSA	49	43	12	2	1	0	379	29.2
Florida Atlantic	41	39	10	1	0	0	317	26.4
Marshall	44	39	4	1	0	0	317	26.4
UTEP	43	39	10	2	0	0	316	26.3
Rice	40	33	8	2	1	0	303	25.2
Charlotte	40	33	9	1	0	0	302	25.2
North Texas	42	41	9	0	0	1	322	24.8
FIU	36	34	12	1	0	0	288	24.0

3RD-DN CONVERSIONS	G	Made	Att	Pct.
Louisiana Tech	14	78	155	50.3
WKU	14	78	167	46.7
Middle Tennessee	13	82	184	44.6
UTSA	13	91	207	44.0
UTEP	12	64	153	41.8
Southern Miss	13	83	203	40.9
Old Dominion	13	64	172	37.2
Rice	12	67	182	36.8
FIU	12	61	170	35.9
North Texas	13	63	181	34.8
Marshall	12	59	173	34.1
Florida Atlantic	12	57	169	33.7
Charlotte	12	63	196	32.1

RUSHING DEFENSE	G	RUSHES	YARDS	AVG	TD	YDS/G
WKU	14	456	1361	3.0	16	97.2
Charlotte	12	406	1721	4.2	24	143.4
Louisiana Tech	14	524	2047	3.9	27	146.2
Southern Miss	13	427	1949	4.6	28	149.9
Old Dominion	13	503	2033	4.0	25	156.4
UTSA	13	487	2112	4.3	21	162.5
Middle Tennessee	13	577	2583	4.5	37	198.7
FIU	12	457	2385	5.2	26	198.8
Marshall	12	488	2421	5.0	28	201.8
UTEP	12	476	2524	5.3	23	210.3
Rice	12	477	2602	5.5	30	216.8
North Texas	13	588	3114	5.3	31	239.5
Florida Atlantic	12	537	2945	5.5	37	245.4

PASS EFF. DEF.	ATT	CMP	INT	PCT	YDS	TD	EFF
North Texas	182	354	14	51.4	2603	20	123.9
Middle Tennessee	286	491	11	58.2	3260	24	125.7
WKU	328	558	14	58.8	3911	25	127.4
Old Dominion	245	418	11	58.6	2944	21	129.1
Southern Miss	170	312	10	54.5	2274	19	129.4
UTSA	224	408	7	54.9	2984	22	130.7
Charlotte	310	496	16	62.5	3718	29	138.3
Marshall	220	372	8	59.1	3044	21	142.2
UTEP	210	346	6	60.7	2508	26	142.9
UTEP	226	366	6	61.7	2830	22	143.3
Louisiana Tech	323	494	9	65.4	3846	33	149.2
Florida Atlantic	233	355	10	65.6	3221	24	158.5
Rice	214	338	5	63.3	3452	25	170.6

TOTAL DEFENSE	R	P	PYS	YDS	AVG.	TD	YDS/G
Southern Miss	1949	2274	739	4223	5.7	47	324.8
WKU	1361	3911	1014	5272	5.2	41	376.6
Old Dominion	2033	2944	921	4977	5.4	46	382.8
UTSA	2112	2984	895	5096	5.7	43	392.0
UTEP	2524	2508	822	5032	6.1	49	419.3
Louisiana Tech	2047	3846	1018	5893	5.8	60	420.9
FIU	2385	2830	823	5215	6.3	48	434.6
North Texas	3114	2603	942	5717	6.1	51	439.8
Middle Tennessee	2583	3260	1068	5843	5.5	61	449.5
Charlotte	1721	3718	902	5439	6.0	53	453.2
Marshall	2421	3044	860	5465	6.4	49	455.4
Rice	2602	3452	815	6054	7.4	55	504.5
Florida Atlantic	2945	3221	892	6166	6.9	61	513.8

SCORING DEFENSE	TD	FG	XPT	2XP	DXP	SAF	PTS	Avg/G
WKU	43	15	41	0	0	0	344	24.6
Old Dominion	47	7	45	1	2	0	354	27.2
UTSA	46	15	34	4	0	0	363	27.9
Southern Miss	50	10	50	0	0	2	384	29.5
North Texas	55	14	46	2	1	0	424	32.6
Louisiana Tech	62	12	60	0	1	0	470	33.6
Charlotte	54	14	49	0	0	0	415	34.6
FIU	55	10	52	2	0	1	418	34.8
UTEP	53	16	47	3	0	0	419	34.9
Marshall	55	13	52	0	1	0	423	35.2
Middle Tennessee	62	10	59	1	0	1	465	35.8
Rice	58	13	57	0	1	1	448	37.3
Florida Atlantic	63	12	57	3	0	0	477	39.8

PENALTIES	G	No	Yds	Avg/G
Old Dominion	13	66	572	44.0
UTEP	12	67	550	45.8
Rice	12	69	566	47.2
FIU	12	64	574	47.8
Florida Atlantic	12	63	577	48.1
Louisiana Tech	14	71	675	48.2
Middle Tennessee	13	78	730	56.2
UTSA	13	92	778	59.8
Southern Miss	13	97	839	64.5
WKU	14	93	931	66.5
Charlotte	12	88	818	68.2
North Texas	13	97	890	68.5
Marshall	12	90	921	76.8

GENERAL

HILLTOPPERS

2016 REVIEW

HISTORY

UNIVERSITY

OPPONENTS



2016 SCHEDULES/RESULTS

CHARLOTTE (4-8, 3-5 C-USA)

S 1	at (19) Louisville (ACC RSN)	L	7-63	0-1
S 10	ELON (CUSA TV)	W	47-14	1-1
S 17	EASTERN MICHIGAN (CUSA TV)	L	19-37	1-2
S 24	at Temple (ASN)	L	20-48	1-3
O 1	OLD DOMINION (CUSA TV)	L	17-52	1-4
O 9	at Florida Atlantic (CUSA TV)	W	28-23	2-4
O 15	FIU (CUSA TV)	L	26-27	2-5
O 22	at Marshall (beIN SPORTS)	W	27-24	3-5
N 5	at Southern Miss (ASN)	W	38-27	4-5
N 12	RICE (Campus Insiders)	L	21-22	4-6
N 19	MIDDLE TENNESSEE (ESPN3)	L	31-38	4-7
N 26	at UTSA (Campus Insiders)	L	14-33	4-8

FIU (4-8, 4-4 C-USA)

S 1	INDIANA (ESPN)	L	13-34	0-1
S 9	MARYLAND (CBSSN)	L	14-31	0-2
S 17	at Massachusetts (ASN)	L	13-21	0-3
S 24	UCF (beIN SPORTS)	L	14-53	0-4
O 1	FLORIDA ATLANTIC (beIN)	W	33-31	1-4
O 8	at UTEP (CUSA TV)	W	35-21	2-4
O 15	at Charlotte (CUSA TV)	W	27-26	3-4
O 22	LOUISIANA TECH (ESPN3)	L	24-44	3-5
O 29	MIDDLE TENNESSEE (ESPN3)	L	35-42	3-6
N 5	at WKU (beIN SPORTS)	L	21-49	3-7
N 19	MARSHALL (ASN)	W	31-14	4-7
N 26	at Old Dominion (ESPN3)	L	28-42	4-8

FLORIDA ATLANTIC (3-9, 2-6 C-USA)

S 3	SOUTHERN ILLINOIS (CUSA TV)	W	38-30	1-0
S 10	at (25) Miami (Fla.) (ESPN3)	L	10-38	1-1
S 17	at Kansas State (FSN)	L	7-63	1-2
S 24	BALL STATE (CUSA TV)	L	27-31	1-3
O 1	at FIU (beIN SPORTS)	L	31-33	1-4
O 9	CHARLOTTE (CUSA TV)	L	23-28	1-5
O 15	at Marshall (ASN)	L	21-27	1-6
O 29	WKU (ASN)	L	3-52	1-7
N 5	at Rice (ESPN3)	W	42-25	2-7
N 12	UTEP (CUSA TV)	W	35-31	3-7
N 19	OLD DOMINION (Campus Ins.)	L	24-42	3-8
N 26	at Middle Tennessee (beIN)	L	56-77	3-9

MARSHALL (3-9, 2-6 C-USA)

S 10	MORGAN STATE (beIN SPORTS)	W	62-0	1-0
S 17	AKRON (CBSSN)	L	38-65	1-1
S 24	(3) LOUISVILLE (CBSSN)	L	28-59	1-2
O 1	at Pittsburgh (ACC RSN)	L	27-43	1-3
O 8	at North Texas (ASN)	L	21-38	1-4
O 15	FLORIDA ATLANTIC (ASN)	W	27-21	2-4
O 22	CHARLOTTE (beIN SPORTS)	L	24-27	2-5
O 29	at Southern Miss (ASN)	L	14-24	2-6
N 5	at Old Dominion (ASN)	L	14-38	2-7
N 12	MIDDLE TENNESSEE (ASN)	W	42-17	3-7
N 19	at FIU (ASN)	L	14-31	3-8
N 26	WKU (ESPN)	L	6-60	3-9

MIDDLE TENNESSEE (8-5, 5-3 C-USA)

S 3	ALABAMA A&M (CUSA TV)	W	55-0	1-0
S 10	at Vanderbilt (SEC Network)	L	24-47	1-1
S 17	at Bowling Green (ASN/ESPN3)	W	41-21	2-1
S 24	LOUISIANA TECH (ASN)	W	38-34	3-1
O 1	at North Texas (Campus Insider)	W	30-13	4-1
O 15	WKU (ESPN3)	L	43-44 (2OT)	4-2
O 22	at Missouri (SEC Network)	W	51-45	5-2
O 29	at FIU (ESPN3)	W	42-35	6-2
N 5	UTSA (ESPN3)	L	25-45	6-3
N 12	at Marshall (ASN)	L	17-42	6-4
N 19	at Charlotte (ESPN3)	W	38-31	7-4
N 26	FLORIDA ATLANTIC (beIN)	W	77-56	8-4
D 24	vs. Hawaii (ESPN)	L	35-52	8-5

OLD DOMINION (10-3, 7-1 C-USA)

S 4	HAMPTON (CUSA TV)	W	54-21	1-0
S 10	at Appalachian State (ASN)	L	7-31	1-1
S 17	at NC State (ESPN3)	L	22-49	1-2
S 24	UTSA (CUSA TV)	W	33-19	2-2
O 1	at Charlotte (CUSA TV)	W	52-17	3-2
O 7	MASSACHUSETTS (CUSA TV)	W	36-16	4-2
O 22	at WKU (ASN)	L	24-59	4-3
O 29	at UTEP (CUSA TV)	W	31-21	5-3
N 5	MARSHALL (ASN)	W	38-14	6-3
N 12	SOUTHERN MISS (ASN)	W	51-35	7-3
N 19	at Florida Atlantic (Campus Ins)	W	42-24	8-3
N 26	FIU (ESPN3)	W	42-28	9-3
D 23	vs. Eastern Michigan (ESPN)	W	24-20	10-3

LOUISIANA TECH (9-5, 6-2, C-USA)

S 3	at Arkansas (SEC Net)	L	20-21	0-1
S 10	SOUTH CAROLINA ST. (CUSA TV)	W	53-24	1-1
S 17	at Texas Tech (FSN)	L	45-59	1-2
S 24	at Middle Tennessee (ASN)	L	34-38	1-3
O 1	UTEP (ASN)	W	28-7	2-3
O 6	WKU (CBSSN)	W	55-52	3-3
O 15	at Massachusetts (ESPN3)	W	56-28	4-3
O 22	at FIU (ESPN3)	W	44-24	5-3
O 29	RICE (Campus Insiders)	W	61-16	6-3
N 5	at North Texas (ESPN3)	W	45-24	7-3
N 12	UTSA (CUSA TV)	W	63-35	8-3
N 25	at Southern Miss (ESPNNews)	L	24-39	8-4
D 3	at WKU (ESPN)	L	44-58	8-5
D 23	vs. Navy (ESPN)	W	48-45	9-5

NORTH TEXAS (5-8, 3-5 C-USA)

S 3	SMU (ASN)	L	21-34	0-1
S 10	BETHUNE-COOKMAN (CUSA TV)	W	41-20	1-1
S 17	at (23) Florida (ESPN)	L	0-32	1-2
S 24	at Rice (CUSA TV)	W	42-35 (OT)	2-2
O 1	MIDDLE TENN. (Campus Ins.)	L	13-30	2-3
O 8	MARSHALL (ASN)	W	38-21	3-3
O 22	at Army (CBSSN)	W	35-18	4-3
O 29	at UTSA (CUSA TV)	L	17-31	4-4
N 5	LOUISIANA TECH (ESPN3)	L	24-45	4-5
N 12	at WKU (ESPN3)	L	7-45	4-6
N 19	SOUTHERN MISS (beIN SPORTS)	W	29-23	5-6
N 26	at UTEP	L	24-52	5-7
D 27	vs. Army (ESPN)	L	31-38 (OT)	5-8

RICE (3-9, 2-6 C-USA)

S 1	at WKU (CBSSN)	L	14-46	0-1
S 10	at Army (CBSSN)	L	14-31	0-2
S 16	BAYLOR (ESPN)	L	10-38	0-3
S 24	NORTH TEXAS (CUSA TV)	L	35-42 (OT)	0-4
O 1	at Southern Miss	L	28-44	0-5
O 15	UTSA (beIN SPORTS)	L	13-14	0-6
O 22	PRAIRIE VIEW A&M (CUSA TV)	W	65-44	1-6
O 29	at LA Tech (Campus Insiders)	L	16-61	1-7
N 5	FLORIDA ATLANTIC (ESPN3)	L	25-42	1-8
N 12	at Charlotte (Campus Ins.)	W	22-21	2-8
N 19	UTEP (ESPN3)	W	44-24	3-8
N 26	at Stanford (Pac-12 Networks)	L	17-41	3-9

SOUTHERN MISS (7-6, 4-4 C-USA)

S 3	at Kentucky (ESPN)	W	44-35	1-0
S 10	SAVANNAH STATE	W	56-0	2-0
S 17	TROY (beIN SPORTS)	L	31-37	2-1
S 24	at UTEP (Campus Insiders)	W	34-7	3-1
O 1	RICE	W	44-28	4-1
O 8	at UTSA (ASN)	L	32-55	4-2
O 15	at (25) LSU (SEC Network)	L	10-45	4-3
O 29	MARSHALL (ASN)	W	24-14	5-3
N 5	CHARLOTTE (ASN)	L	27-38	5-4
N 12	at Old Dominion (ASN)	L	35-51	5-5
N 19	at North Texas (beIN SPORTS)	L	23-29	5-6
N 25	LA TECH (ESPNNews)	W	39-24	6-6
D 24	vs. Louisiana-Lafayette (ESPN)	W	28-21	7-6

UTEP (4-8, 2-6 C-USA)

S 3	NEW MEXICO ST. (beIN SPORTS)	W	38-22	1-0
S 10	at (11) Texas (LHN)	L	7-41	1-1
S 17	ARMY (ASN)	L	14-66	1-2
S 24	SOUTHERN MISS (Campus Ins.)	L	7-34	1-3
O 1	at Louisiana Tech (ASN)	L	7-28	1-4
O 8	FIU (CUSA TV)	L	21-35	1-5
O 22	at UTSA (CUSA TV)	W	52-49 (5OT)	2-5
O 29	OLD DOMINION (CUSA TV)	L	21-31	2-6
N 5	HOUSTON BAPTIST (CUSA TV)	W	42-10	3-6
N 12	at Florida Atlantic	L	31-35	3-7
N 19	at Rice (ESPN3)	L	24-44	3-8
N 26	NORTH TEXAS (CUSA TV)	W	52-24	4-8

UTSA (6-7, 5-3, C-USA)

S 3	ALABAMA STATE (KMYS)	W	26-13	1-0
S 10	at Colorado St. (MW Net/Campus Ins)	L	14-23	1-1
S 17	ARIZONA STATE (ESPN2)	L	28-32	1-2
S 24	at Old Dominion (KMYS)	L	19-33	1-3
O 8	SOUTHERN MISS (ASN)	W	55-32	2-3
O 15	at Rice (beIN SPORTS)	W	14-13	3-3
O 22	UTEP (KMYS)	L	49-52 (5OT)	3-4
O 29	NORTH TEXAS (KMYS)	W	31-17	4-4
N 5	at Middle Tennessee (ESPN3)	W	45-25	5-4
N 12	at Louisiana Tech (KMYS)	L	35-63	5-5
N 19	at (22) Texas A&M (ESPN U)	L	10-23	5-6
N 26	CHARLOTTE (Campus Insiders)	W	33-14	6-6
D 17	vs. New Mexico (ESPN)	L	20-23	6-7

EUSA FOOTBALL CHAMPIONSHIP EUSA

WELCOME
TO THE HILL



2017 OPPONENTS

2015 and 2016 Conference USA Champions





EASTERN KENTUCKY
COLONELS
9-2 | BOWLING GREEN, KY.

Quick Facts

Location: Richmond, Ky.
Colors: Maroon and White
Stadium: Roy Kidd Stadium
Conference: Ohio Valley (FCS)
Head Coach: Mark Elder
Career Record/at EKU: 3-8/3-8
Series: WKU leads, 48-34-3
At Bowling Green: WKU leads, 30-11
Last Meeting: W, 37-13 on 9/6/08 (A)
2016 Overall Record: 3-8
2016 Conf. Record/Finish: 2-6/t-7th
2016 Bowl/Final Rank: None/NR
Lettermen Ret./Lost: 60/37
Starters Ret./Lost: 17/12

Media Info

Media Contact: Kevin Britton
Phone: 859-622-2006
Email: kevin.britton@eku.edu
Web Site: www.EKUsports.com

2017 Schedule

Sept. 2 at WKU
Sept. 9 at Kentucky
Sept. 23 Tennessee Tech
Sept. 30 at SE Missouri State
Oct. 7 Tennessee State
Oct. 14 at Jacksonville State
Oct. 21 Tennessee-Martin
Oct. 28 at Murray State
Nov. 4 at Eastern Illinois
Nov. 11 Austin Peay
Nov. 18 Saint Francis

ILLINOIS
FIGHTING ILLINI
9-9 | CHAMPAIGN, ILL.

Quick Facts

Location: Champaign, Ill.
Colors: Orange and Blue
Stadium: Memorial Stadium
Conference: Big Ten (West)
Head Coach: Lovie Smith
Career Record/at Illinois: 3-9/3-9
Series: Illinois leads, 1-0
At Champaign: Illinois leads, 1-0
Last Meeting: L, 34-42 on 9/6/14 (A)
2016 Overall Record: 3-9
2016 Conf. Record/Finish: 2-7/6th, West
2016 Bowl/Final Rank: None/NR
Lettermen Ret./Lost: 32/24
Starters Ret./Lost: 10/14

Media Info

Media Contact: Kent Brown
Phone: 217-244-6533
Email: kwbrown3@illinois.edu
Web Site: www.FightingIllini.com

2017 Schedule

Sept. 2 Ball State
Sept. 9 WKU
Sept. 15 at South Florida
Sept. 29 Nebraska
Oct. 7 at Iowa
Oct. 14 Rutgers
Oct. 21 at Minnesota
Oct. 28 Wisconsin
Nov. 4 at Purdue
Nov. 11 Indiana
Nov. 18 at Ohio State
Nov. 25 Northwestern

LOUISIANA TECH
BULLDOGS
9-16 | BOWLING GREEN, KY.

Quick Facts

Location: Ruston, La.
Colors: Blue and Red
Stadium: Joe Aillet Stadium
Conference: Conference USA (West)
Head Coach: Skip Holtz
Career Record/at LT: 119-93/31-22
Series: Louisiana Tech leads, 4-3
At Bowling Green: WKU leads, 3-0
Last Meeting: W, 58-44 on 12/3/16 (H)
2016 Overall Record: 9-5
2016 Conf. Record/Finish: 6-2/1st, West
2016 Bowl/Final Rank: Armed Forces Bowl (W 48-45 vs. Navy)/NR
Lettermen Ret./Lost: 42/21
Starters Ret./Lost: 11/13

Media Info

Media Contact: Anna Claire Thomas
Phone: 318-257-5314
Email: acthomas@latech.edu
Web Site: www.LATechSports.com

2017 Schedule

Sept. 2 Northwestern State
Sept. 9 Mississippi State
Sept. 16 at WKU
Sept. 23 at South Carolina
Sept. 30 South Alabama
Oct. 7 at UAB
Oct. 21 Southern Miss
Oct. 28 at Rice
Nov. 4 North Texas
Nov. 11 Florida Atlantic
Nov. 18 at UTEP
Nov. 25 UTSA



BALL STATE
CARDINALS
9-23 | BOWLING GREEN, KY.

Quick Facts

Location: Muncie, Ind.
Colors: Cardinal and White
Stadium: Schuermann Stadium
Conference: Mid-American (West)
Head Coach: Mike Neu
Career Record/at Ball State: 4-8/4-8
Series: Ball State leads, 2-1
At Bowling Green: Series tied, 1-1
Last Meeting: L, 7-24 on 10/11/08 (H)
2016 Overall Record: 4-8
2016 Conf. Record/Finish: 1-7/6th, West
2016 Bowl/Final Rank: None/NR
Lettermen Ret./Lost: 34/24
Starters Ret./Lost: 11/14

Media Info

Media Contact: Michael Clark
Phone: 765-285-8904
Email: maclark4@bsu.edu
Web Site: www.BallStateSports.com

2017 Schedule

Sept. 2 at Illinois
Sept. 9 UAB
Sept. 16 Tennessee Tech
Sept. 23 at WKU
Sept. 30 at Western Michigan
Oct. 7 at Akron
Oct. 21 Central Michigan
Oct. 26 Toledo
Nov. 2 at Eastern Michigan
Nov. 9 at Northern Illinois
Nov. 16 Buffalo
Nov. 21 Miami (Ohio)

UTEP
MINERS
10-7 | EL PASO, TEXAS

Quick Facts

Location: El Paso, Texas
Colors: Dark Blue, Orange and Silver
Stadium: Sun Bowl
Conference: Conference USA (West)
Head Coach: Sean Kugler
Career Record/at UTEP: 18-31/18-31
Series: WKU leads, 1-0
At El Paso: Never met
Last Meeting: W, 35-27 on 11/8/14 (H)
2016 Overall Record: 4-8
2016 Conf. Record/Finish: 2-6/6th, West
2016 Bowl/Final Rank: None/NR
Lettermen Ret./Lost: 44/26
Starters Ret./Lost: 14/13

Media Info

Media Contact: Denise Mata
Phone: 915-747-6653
Email: mdmata@utep.edu
Web Site: www.UTEPAthletics.com

2017 Schedule

Sept. 2 at Oklahoma
Sept. 9 Rice
Sept. 15 Arizona
Sept. 23 at New Mexico State
Sept. 30 at Army
Oct. 7 WKU
Oct. 14 at Southern Miss
Oct. 28 UTSA
Nov. 4 at Middle Tennessee
Nov. 11 at North Texas
Nov. 18 Louisiana Tech
Nov. 25 at UAB

CHARLOTTE
49ERS
10-14 | BOWLING GREEN, KY.

Quick Facts

Location: Charlotte, N.C.
Colors: Green and White
Stadium: Jerry Richardson Stadium
Conference: Conference USA (East)
Head Coach: Brad Lambert
Career Record/at Charlotte: 16-30/16-30
Series: Never met
At Bowling Green: Never met
Last Meeting: Never met
2016 Overall Record: 4-8
2016 Conf. Record/Finish: 3-5/5th East
2016 Bowl/Final Rank: None/NR
Lettermen Ret./Lost: 44/27
Starters Ret./Lost: 12/10

Media Info

Media Contact: Tom Whitestone
Phone: 704-687-1022
Email: tewhites@uncc.edu
Web Site: www.Charlotte49ers.com

2017 Schedule

Sept. 1 at Eastern Michigan
Sept. 9 at Kansas State
Sept. 16 North Carolina A&T
Sept. 23 Georgia State
Sept. 30 at FIU
Oct. 7 Marshall
Oct. 14 at WKU
Oct. 21 UAB
Nov. 4 at Old Dominion
Nov. 11 Middle Tennessee
Nov. 18 at Southern Miss
Nov. 25 Florida Atlantic

GENERAL

HILLTOPPERS

2016 REVIEW

HISTORY

UNIVERSITY

OPPONENTS



**OLD DOMINION
MONARCHS**
10-20 | NORFOLK, VA.

Quick Facts

Location: Norfolk, Va.
Colors: Slate Blue, Silver and Light Blue
Stadium: SB Ballard Stadium
Conference: Conference USA (East)
Head Coach: Bobby Wilder
Career Record/at ODU: 67-30/67-30
Series: WKU leads, 3-0
At Norfolk: WKU leads, 1-0
Last Meeting: W, 59-24 on 10/22/16 (H)
2016 Overall Record: 10-3
2016 Conf. Record/Finish: 7-1/2nd East
2016 Bowl/Final Rank: Bahamas Bowl (W, 24-20 vs. Eastern Michigan)/NR
Lettermen Ret./Lost: 46/15
Starters Ret./Lost: 16/8

Media Info

Media Contact: Eric Bohannon
Phone: 757-683-3374
Email: ebohanno@odu.edu
Web Site: www.ODUSports.com

2017 Schedule

Sept. 2 Albany
 Sept. 9 at UMass
 Sept. 16 North Carolina
 Sept. 23 at Virginia Tech
 Oct. 7 Florida Atlantic
 Oct. 14 at Marshall
Oct. 20 WKU
 Oct. 28 at North Texas
 Nov. 4 Charlotte
 Nov. 11 at FIU
 Nov. 18 Rice
 Nov. 25 at Middle Tennessee

**FLORIDA ATLANTIC
OWLS**
10-28 | BOWLING GREEN, KY.

Quick Facts

Location: Boca Raton, Fla
Colors: Blue and Red
Stadium: FAU Stadium
Conference: Conference USA (East)
Head Coach: Lane Kiffin
Career Record/at FAU: 35-21/0-0
Series: Florida Atlantic leads, 5-3
At Bowling Green: FAU leads, 3-1
Last Meeting: W, 52-3 on 10/29/16 (A)
2016 Overall Record: 3-9
2016 Conf. Record/Finish: 2-6/7th, East
2016 Bowl/Final Rank: None/NR
Lettermen Ret./Lost: 63/9
Starters Ret./Lost: 21/5

Media Info

Media Contact: Katrina McCormack
Phone: 561-297-3163
Email: kmccormi@fau.edu
Web Site: www.FAUSports.com

2017 Schedule

Sept. 1 Navy
 Sept. 9 at Wisconsin
 Sept. 16 Bethune-Cookman
 Sept. 23 at Buffalo
 Sept. 30 Middle Tennessee
 Oct. 7 at Old Dominion
 Oct. 21 North Texas
Oct. 28 at WKU
 Nov. 3 Marshall
 Nov. 11 at Louisiana Tech
 Nov. 18 FIU
 Nov. 25 at Charlotte

**VANDERBILT
COMMODORES**
11-4 | NASHVILLE, TENN.

Quick Facts

Location: Nashville, Tenn.
Colors: Black and Gold
Stadium: Vanderbilt Stadium
Conference: Southeastern (East)
Head Coach: Derek Mason
Career Record/at Vandy: 13-24/13-24
Series: Vanderbilt leads, 4-1
At Nashville: Vanderbilt leads, 3-1
Last Meeting: L, 30-31 on 9/24/16 (H)
2016 Overall Record: 6-7
2016 Conf. Record/Finish: 3-5/6th, East
2016 Bowl/Final Rank: Independence Bowl (L, 17-41 vs. NC State)/NR
Lettermen Ret./Lost: 43/19
Starters Ret./Lost: 18/6

Media Info

Media Contact: Larry Leathers
Phone: 615-322-4121
Email: larry.leathers@vanderbilt.edu
Web Site: www.VUCommodores.com

2017 Schedule

Sept. 2 at Middle Tennessee
 Sept. 9 Alabama A&M
 Sept. 16 Kansas State
 Sept. 23 Alabama
 Sept. 30 at Florida
 Oct. 7 Georgia
 Oct. 14 at Ole Miss
 Oct. 28 at South Carolina
Nov. 4 WKU
 Nov. 11 Kentucky
 Nov. 18 Missouri
 Nov. 25 at Tennessee



MARSHALL
THUNDERING HERD
11-11 | HUNTINGTON, W.VA.

Quick Facts

Location: Huntington, W.Va.
Colors: Kelly Green and White
Stadium: Joan C. Edwards Stadium
Conference: Conference USA (East)
Head Coach: Doc Holliday
Career Record/at Marshall: 53-37/53-37
Series: Series tied, 4-4
At Huntington: Marshall leads, 3-2
Last Meeting: W, 60-6 on 11/26/16 (A)
2016 Overall Record: 3-9
2016 Conf. Record/Finish: 2-6/6th, East
2016 Bowl/Final Rank: None/NR
Lettermen Ret./Lost: 52/20
Starters Ret./Lost: 15/11

Media Info

Media Contact: Jason Corriher
Phone: 304-696-4660
Email: corriher@marshall.edu
Web Site: www.HerdZone.com

2017 Schedule

Sept. 2 Miami (Ohio)
Sept. 9 at NC State
Sept. 16 at Kent State
Sept. 30 at Cincinnati
Oct. 7 at Charlotte
Oct. 14 Old Dominion
Oct. 20 at Middle Tennessee
Oct. 28 FIU
Nov. 3 at Florida Atlantic
Nov. 11 WKU
Nov. 18 at UTSA
Nov. 25 Southern Miss

MIDDLE TENNESSEE
BLUE RAIDERS
11-17 | BOWLING GREEN, KY.

Quick Facts

Location: Murfreesboro, Tenn.
Colors: Royal Blue and White
Stadium: Johnny "Red" Floyd Stadium
Conference: Conference USA (East)
Head Coach: Rick Stockstill
Career Record/at MT: 72-66/72-66
Series: Middle Tennessee leads, 34-31-1
At Bowling Green: WKU leads, 18-15
Last Meeting: W, 44-43 on 10/15/16 (A)
2016 Overall Record: 8-5
2016 Conf. Record/Finish: 5-3/3rd, East
2016 Bowl/Final Rank: Hawaii Bowl (L, 35-52 vs. Hawaii)/NR
Lettermen Ret./Lost: 40/20
Starters Ret./Lost: 15/11

Media Info

Media Contact: Mark Owens
Phone: 615-898-2968
Email: owens@goblueraiders.com
Web Site: www.GoBlueRaiders.com

2017 Schedule

Sept. 2 Vanderbilt
Sept. 9 at Syracuse
Sept. 16 at Minnesota
Sept. 23 Bowling Green
Sept. 30 at Florida Atlantic
Oct. 7 FIU
Oct. 14 at UAB
Oct. 20 Marshall
Nov. 4 UTEP
Nov. 11 at Charlotte
Nov. 17 at WKU
Nov. 25 Old Dominion

FIU
PANTHERS
11-24 | MIAMI, FLA.

Quick Facts

Location: Miami, Fla.
Colors: Blue and Gold
Stadium: FIU Stadium
Conference: Conference USA (East)
Head Coach: Butch Davis
Career Record/at FIU: 79-43/0-0
Series: WKU leads, 6-4
At Miami: Series tied, 3-3
Last Meeting: W, 49-21 on 11/5/16 (H)
2016 Overall Record: 4-8
2016 Conf. Record/Finish: 4-4/4th, East
2016 Bowl/Final Rank: None/NR
Lettermen Ret./Lost: 57/17
Starters Ret./Lost: 18/7

Media Info

Media Contact: Paul Dodson
Phone: 303-348-3164
Email: pdodson@fiu.edu
Web Site: www.FIUSports.com

2017 Schedule

Sept. 2 at Central Florida
Sept. 9 Alcorn State
Sept. 16 at Indiana
Sept. 23 at Rice
Sept. 30 Charlotte
Oct. 7 at Middle Tennessee
Oct. 14 Tulane
Oct. 28 at Marshall
Nov. 4 UTSA
Nov. 11 Old Dominion
Nov. 18 at Florida Atlantic
Nov. 24 WKU

GENERAL

HILLTOPPERS

2016 REVIEW

HISTORY

UNIVERSITY

OPPONENTS



Eastern Kentucky

Hilltoppers lead, 47-35-3

10/23/1914	Site Unknown	L	6-36
11/26/1914	Site Unknown	W	18-0
11/1/1915	Site Unknown	T	0-0
11/25/1915	Site Unknown	L	0-6
1916	Site Unknown	L	12-13
1916	Bowling Green, Ky.	L	0-16
11/5/1921	Site Unknown	W	21-0
11/10/1922	Site Unknown	W	47-6
11/24/1927	Bowling Green, Ky.	W	12-0
11/28/1929	Bowling Green, Ky.	W	36-0
11/22/1930	Richmond, Ky.	W	50-0
11/21/1931	Bowling Green, Ky.	W	42-7
11/19/1932	Bowling Green, Ky.	W	(forfeit) 1-0
11/10/1934	Richmond, Ky.	W	47-9
11/23/1935	Bowling Green, Ky.	W	40-6
11/14/1936	Richmond, Ky.	W	7-0
11/6/1937	Bowling Green, Ky.	W	23-0
11/5/1938	Richmond, Ky.	W	32-7
11/11/1939	Bowling Green, Ky.	W	26-0
10/25/1941	Bowling Green, Ky.	W	27-20
10/31/1942	Richmond, Ky.	L	0-18
11/15/1946	Bowling Green, Ky.	L	0-6
11/15/1947	Richmond, Ky.	L	7-27
11/13/1948	Bowling Green, Ky.	W	14-13
11/12/1949	Richmond, Ky.	L	7-20
11/11/1950	Bowling Green, Ky.	W	14-13
11/10/1951	Richmond, Ky.	L	7-31
11/8/1952	Bowling Green, Ky.	W	48-6
11/7/1953	Richmond, Ky.	L	7-13
11/6/1954	Bowling Green, Ky.	L	0-21
11/5/1955	Richmond, Ky.	L	0-7
10/20/1956	Bowling Green, Ky.	W	14-6
11/2/1957	Richmond, Ky.	L	0-28
11/1/1958	Bowling Green, Ky.	W	21-14
10/31/1959	Richmond, Ky.	W	14-7
10/29/1960	Bowling Green, Ky.	L	7-17
10/28/1961	Richmond, Ky.	W	16-15
10/27/1962	Bowling Green, Ky.	L	5-6
11/2/1963	Richmond, Ky.	W	29-6
10/31/1964	Bowling Green, Ky.	W	24-0
10/30/1965	Richmond, Ky.	L	12-28
10/29/1966	Bowling Green, Ky.	L	12-24
10/21/1967	Richmond, Ky.	T	14-14
10/26/1968	Bowling Green, Ky.	L	7-16
10/25/1969	Richmond, Ky.	W	27-26
10/24/1970	Bowling Green, Ky.	W	19-7
10/23/1971	Richmond, Ky.	W	16-7
10/21/1972	Bowling Green, Ky.	W	10-0
10/20/1973	Richmond, Ky.	W	35-0
10/26/1974	Bowling Green, Ky.	W	34-24
10/25/1975	Richmond, Ky.	L	7-13
10/23/1976	Bowling Green, Ky.	W	10-6
10/22/1977	Richmond, Ky.	L	10-35
10/21/1978	Bowling Green, Ky.	W	17-16

10/20/1979	Richmond, Ky.	L	6-8
10/25/1980	Bowling Green, Ky.	W	13-10
10/24/1981	Richmond, Ky.	L	11-19
10/23/1982	Bowling Green, Ky.	L	21-35
10/22/1983	Richmond, Ky.	T	10-10
10/20/1984	Bowling Green, Ky.	W	17-10
10/26/1985	Richmond, Ky.	L	21-51
10/4/1986	Bowling Green, Ky.	W	24-10
10/3/1987	Richmond, Ky.	L	10-20
11/28/1987	Richmond, Ky.	L	17-40
(NCAA I-AA Playoffs, 1st Round)			
9/24/1988	Bowling Green, Ky.	W	16-14
12/3/1988	Richmond, Ky.	L	24-41
(NCAA I-AA Playoffs, 2nd Round)			
9/23/1989	Richmond, Ky.	L	3-24
9/29/1990	Bowling Green, Ky.	L	12-35
10/12/1991	Richmond, Ky.	L	22-37
9/5/1992	Bowling Green, Ky.	L	7-21
9/2/1993	Richmond, Ky.	W	15-10
9/1/1994	Bowling Green, Ky.	W	24-21
9/9/1995	Richmond, Ky.	L	14-38
9/14/1996	Bowling Green, Ky.	W	14-7
9/13/1997	Richmond, Ky.	W	37-21
11/29/1997	Bowling Green, Ky.	W	42-14
(NCAA I-AA Playoffs, 1st Round)			
9/19/1998	Bowling Green, Ky.	L	16-27
10/9/1999	Richmond, Ky.	L	10-31
10/7/2000	Bowling Green, Ky.	W	6-3
9/20/2003	Bowling Green, Ky.	W	36-3
9/18/2004	Richmond, Ky.	W	21-8
9/10/2005	Bowling Green, Ky.	W	23-21
9/9/2006	Richmond, Ky.	L	21-26
9/15/2007	Bowling Green, Ky.	W	26-6
9/6/2008	Richmond, Ky.	W	37-13

Record in Bowling Green: 30-11

Record in Richmond: 14-21-2

Record in Unknown Site: 3-3-1



at Illinois
Fighting Illini lead, 1-0

9/6/2014 Champaign, Ill. L 34-42

Record in Champaign: 0-1



Louisiana Tech
Bulldogs lead, 4-3

10/7/1939	Bowling Green, Ky.	W	20-7
10/11/1940	Ruston, La.	L	6-7
12/15/1973	Sacramento, Calif.	L	0-34
(NCAA Division II Finals, Camellia Bowl)			
11/1/2014	Ruston, La.	L	10-59
10/10/2015	Bowling Green, Ky.	W	41-38
10/6/2016	Ruston, La.	L	52-55
12/3/2016	Bowling Green, Ky.	W	58-44
(Conference USA Championship)			

Record in Bowling Green: 3-0

Record in Ruston: 0-3

Record in Neutral Site: 0-1



Ball State
Cardinals lead, 2-1

10/5/1929	Bowling Green, Ky.	W	13-0
10/13/2007	Muncie, Ind.	L	12-35
10/11/2008	Bowling Green, Ky.	L	7-24

Record in Bowling Green: 1-1

Record in Muncie: 0-1



at UTEP
Hilltoppers lead, 1-0

11/8/2014 Bowling Green, Ky. W 35-27

Record in Bowling Green: 1-0

GENERAL

HILLTOPPERS

2016 REVIEW

HISTORY

UNIVERSITY

OPPONENTS



at Old Dominion

Hilltoppers lead, 3-0

10/25/2014	Bowling Green, Ky.	W	66-51
10/31/2015	Norfolk, Va.	W	55-30
10/22/2016	Bowling Green, Ky.	W	59-24

Record in Norfolk: 1-0

Record in Bowling Green: 2-0



Florida Atlantic

Owls lead, 5-3

10/18/2008	Bowling Green, Ky.	L	20-24
11/28/2009	Boca Raton, Fla.	L	23-29
11/6/2010	Bowling Green, Ky.	L	16-17
10/15/2011	Boca Raton, Fla.	W	20-0
11/10/2012	Bowling Green, Ky.	L	28-37
10/18/2014	Boca Raton, Fla.	L	38-45
11/7/2015	Bowling Green, Ky.	W	35-19
10/29/2016	Boca Raton, Fla.	W	52-3

Record in Bowling Green: 1-3

Record in Boca Raton: 2-2



at Vanderbilt

Commodores lead, 4-1

9/28/1931	Nashville, Tenn.	L	6-52
10/8/1932	Nashville, Tenn.	L	0-26
10/1/1938	Nashville, Tenn.	L	0-12
9/3/2015	Nashville, Tenn.	W	14-12
9/24/2016	Bowling Green, Ky.	L	(OT) 30-31

Record in Nashville: 1-3

Record in Bowling Green: 0-1



at Marshall

Series tied, 4-4

10/18/1941	Huntington, W.Va.	L	7-34
10/3/1942	Bowling Green, Ky.	W	19-13
10/7/1950	Bowling Green, Ky.	L	13-47
10/6/1951	Huntington, W.Va.	L	21-35
9/28/1996	Huntington, W.Va.	L	3-37
11/28/2014	Huntington, W.Va.	W	(OT) 67-66
11/27/2015	Bowling Green, Ky.	W	49-28
11/26/2016	Huntington, W.Va.	W	60-6

Record in Huntington: 2-3

Record in Bowling Green: 2-1



Middle Tennessee

Blue Raiders lead, 34-31-1

10/10/1914	Murfreesboro, Tenn.	L	0-47
11/13/1915	Bowling Green, Ky.	L	0-47
11/11/1921	Murfreesboro, Tenn.	L	7-13
10/6/1922	Bowling Green, Ky.	W	31-6
10/18/1924	Murfreesboro, Tenn.	W	44-0
10/17/1925	Murfreesboro, Tenn.	T	7-7
10/20/1928	Murfreesboro, Tenn.	W	19-0
9/28/1929	Bowling Green, Ky.	W	19-0
10/18/1930	Bowling Green, Ky.	W	13-7
10/17/1931	Bowling Green, Ky.	W	12-0
10/15/1932	Murfreesboro, Tenn.	W	21-7
9/30/1933	Bowling Green, Ky.	W	32-0
10/26/1934	Murfreesboro, Tenn.	W	14-0
10/25/1935	Murfreesboro, Tenn.	L	0-7
10/17/1936	Bowling Green, Ky.	L	0-9
10/28/1939	Bowling Green, Ky.	W	26-2
10/26/1940	Bowling Green, Ky.	W	13-0
10/3/1941	Murfreesboro, Tenn.	W	15-7
9/20/1952	Bowling Green, Ky.	W	33-19
9/19/1953	Murfreesboro, Tenn.	L	0-13
10/2/1954	Bowling Green, Ky.	W	7-6
10/1/1955	Murfreesboro, Tenn.	L	13-25
9/29/1956	Bowling Green, Ky.	L	6-7
10/5/1957	Murfreesboro, Tenn.	L	7-26
10/4/1958	Bowling Green, Ky.	L	7-10
10/3/1959	Murfreesboro, Tenn.	L	2-37
10/1/1960	Bowling Green, Ky.	W	20-13
9/30/1961	Murfreesboro, Tenn.	L	6-14
9/29/1962	Bowling Green, Ky.	L	0-17
10/5/1963	Murfreesboro, Tenn.	W	16-6
10/3/1964	Bowling Green, Ky.	L	0-9
10/2/1965	Murfreesboro, Tenn.	L	0-21
10/1/1966	Bowling Green, Ky.	L	9-33
11/4/1967	Murfreesboro, Tenn.	L	14-16
11/9/1968	Bowling Green, Ky.	W	43-2
11/8/1969	Murfreesboro, Tenn.	W	28-14
11/7/1970	Bowling Green, Ky.	L	13-17
11/6/1971	Murfreesboro, Tenn.	L	13-27
11/4/1972	Bowling Green, Ky.	L	17-21
11/3/1973	Murfreesboro, Tenn.	W	42-8
11/9/1974	Bowling Green, Ky.	W	36-10
11/8/1975	Murfreesboro, Tenn.	W	24-10
11/6/1976	Bowling Green, Ky.	W	38-7
11/5/1977	Murfreesboro, Tenn.	L	19-21
11/4/1978	Bowling Green, Ky.	W	54-0
11/3/1979	Murfreesboro, Tenn.	W	17-12
11/8/1980	Bowling Green, Ky.	W	30-15
11/14/1981	Murfreesboro, Tenn.	L	17-31
11/6/1982	Bowling Green, Ky.	L	16-31
11/5/1983	Murfreesboro, Tenn.	L	7-26
11/3/1984	Bowling Green, Ky.	L	24-45
11/9/1985	Murfreesboro, Tenn.	L	9-14
9/26/1987	Bowling Green, Ky.	W	28-16
9/17/1988	Murfreesboro, Tenn.	L	10-13
9/16/1989	Bowling Green, Ky.	W	31-16
9/22/1990	Murfreesboro, Tenn.	L	7-20

10/5/1991	Bowling Green, Ky.	L	21-23
9/20/2007	Murfreesboro, Tenn.	W	20-17
11/15/2008	Bowling Green, Ky.	L	10-21
10/24/2009	Murfreesboro, Tenn.	L	24-62
11/20/2010	Bowling Green, Ky.	L	26-27
10/6/2011	Murfreesboro, Tenn.	W (2OT)	36-33
11/1/2012	Bowling Green, Ky.	L	29-34
9/13/2014	Murfreesboro, Tenn.	L (3OT)	47-50
10/10/2015	Bowling Green, Ky.	W	58-28
10/15/2016	Murfreesboro, Tenn.	W (2OT)	44-43

Record in Bowling Green: 18-15

Record in Murfreesboro: 13-19-1



at FIU

Hilltoppers lead, 6-4

10/12/2002	Bowling Green, Ky.	W	56-7
11/20/2004	Miami, Fla.	W	35-14
11/19/2005	Miami, Fla.	L	35-38
12/6/2008	Miami, Fla.	L	3-27
10/10/2009	Bowling Green, Ky.	L	20-37
10/9/2010	Miami, Fla.	L	21-28
11/6/2011	Bowling Green, Ky.	W	10-9
10/27/2012	Miami, Fla.	W	14-6
11/21/2015	Miami, Fla.	W	63-7
11/5/2016	Bowling Green, Ky.	W	49-21

Record in Miami: 3-3

Record in Bowling Green: 3-1

FIRST TIME OPPONENT IN 2017



Charlotte 49ers

GENERAL

HILLTOPPERS

2016 REVIEW

HISTORY

UNIVERSITY

OPPONENTS



	Sept. 2	Sept. 9	Sept. 16	Sept. 23	Sept. 30	Oct. 7	Oct. 14	Oct. 21	Oct. 28	Nov. 4	Nov. 11	Nov. 18	Nov. 25
	at WKU	at Kentucky	BYE	Tennessee Tech	at SE Missouri State	Tennessee State	at Jacksonville State	Tennessee -Martin	at Murray State	at Eastern Illinois	Austin Peay	Saint Francis	OFF
	Ball State	WKU	at South Florida (Sept. 15)	BYE	Nebraska (Sept. 29)	at Iowa	Rutgers	at Minnesota	Wisconsin	at Purdue	Indiana	at Ohio State	Northwestern
	Northwestern State	Mississippi State	at WKU	at South Carolina	South Alabama	at UAB	BYE	Southern Miss	at Rice	North Texas	Florida Atlantic	at UTEP	UTSA
	at Illinois	UAB	Tennessee Tech	at WKU	at Western Michigan	at Akron	BYE	Central Michigan	Toledo (Oct. 26)	at Eastern Michigan (Nov. 2)	at Northern Illinois (Nov. 9)	Buffalo (Nov. 16)	Miami (Ohio) (Nov. 21)
	at Oklahoma	Rice	Arizona (Sept. 15)	at New Mexico State	at Army	WKU	at Southern Miss	BYE	UTSA	at Middle Tennessee	at North Texas	Louisiana Tech	at UAB
	at Eastern Michigan (Sept. 1)	at Kansas State	North Carolina A&T	Georgia State	at FIU	Marshall	at WKU	UAB	BYE	at Old Dominion	Middle Tennessee	at Southern Miss	Florida Atlantic
	Albany	at UMass	North Carolina	at Virginia Tech	BYE	Florida Atlantic	at Marshall	WKU (Oct. 20)	at North Texas	Charlotte	at FIU	Rice	at Middle Tennessee
	Navy (Sept. 1)	at Wisconsin	Bethune-Cookman	at Buffalo	Middle Tennessee	at Old Dominion	BYE	North Texas	at WKU	Marshall (Nov. 3)	at Louisiana Tech	FIU	at Charlotte
	at Middle Tennessee	Alabama A&M	Kansas State	Alabama	at Florida	Georgia	at Ole Miss	BYE	at South Carolina	WKU	Kentucky	Missouri	at Tennessee
	Miami (Ohio)	at NC State	at Kent State	BYE	at Cincinnati	at Charlotte	Old Dominion	at Middle Tennessee (Oct. 20)	FIU	at Florida Atlantic (Nov. 3)	WKU	at UTSA	Southern Miss
	Vanderbilt	at Syracuse	at Minnesota	Bowling Green	at Florida Atlantic	FIU	at UAB	Marshall (Oct. 20)	BYE	UTEP	at Charlotte	at WKU (Nov. 17)	Old Dominion
	at Central Florida	Alcorn State	at Indiana	at Rice	Charlotte	at Middle Tennessee	Tulane	BYE	at Marshall	UTSA	Old Dominion	at Florida Atlantic	WKU



Leon Allen



Daeshawn Bertram



Joe Brown



Nacarius Fant



Juwan Gardner



Chris Johnson



Leverick Johnson



Trae Jones



Matt Nord



Derik Overstreet



Dalton Ponchillia



Brandon Ray



Tanner Reeves



De'Andre Simmons



Jimmie Sims



Kylen Towner



Marcus Ward



Mike White



Deon Yelder

2017 SENIORS

2015 and 2016 Conference USA Champions

SEPT 2.	EASTERN KENTUCKY	BOWLING GREEN
SEPT. 9	AT ILLINOIS	CHAMPAIGN, ILL.
SEPT. 16	LOUISIANA TECH*	BOWLING GREEN
SEPT. 23	BALL STATE	BOWLING GREEN
OCT. 7	AT UTEP*	EL PASO, TEXAS
OCT. 14	CHARLOTTE*	BOWLING GREEN
OCT. 20	AT OLD DOMINION*	NORFOLK, VA.
OCT. 28	FLORIDA ATLANTIC*	BOWLING GREEN
NOV. 4	AT VANDERBILT	NASHVILLE, TENN.
NOV. 11	AT MARSHALL*	HUNTINGTON, W.VA.
NOV. 17	MIDDLE TENNESSEE*	BOWLING GREEN
NOV. 24	AT FIU*	MIAMI, FLA.



2017 SCHEDULE

2015 and 2016 Conference USA Champions

