



2017

MEDIA GUIDE



TABLE OF CONTENTS

2 PREVIEW

- 3 Conference USA Notes
- 4 Miners At A Glance
- 5 Preseason Notes
- 10 Depth Chart
- 11 Alphabetical Roster
- 12 Numerical Roster

13 MEET THE MINERS

- 14 Returning Miners
- 42 Newcomers

47 COACHING STAFF

- 48 Sean Kugler - Head Coach
- 51 Brent Pease - Offensive Coordinator/Quarterbacks
- 53 Tom Mason - Defensive Coordinator/Linebackers
- 55 Spencer Leftwich - Assistant Head Coach/Offensive Line
- 57 Brian Natkin - Tight Ends/Special Teams Coordinator
- 59 Andrew Browning - Defensive Line
- 60 Cornell Jackson - Running Backs
- 62 Don Yanowsky - Asst. Special Teams Coordinator/
Recruiting Coordinator/Safeties
- 63 Chuck Veliz - Wide Receivers
- 64 Derrius Bell- Cornerbacks
- 65 Kirk Davis - Speed, Strength & Conditioning
- 66 Nate Poss - Assistant Athletic Director for Football Operations
- 67 Graduate Assistants
- 69 Support Staff

71 IN REVIEW

- 74 Game One vs. NM State
- 75 Game Two vs. No. 11 Texas
- 76 Game Three vs. Army
- 77 Game Four vs. Southern Miss
- 78 Game Five at LA Tech
- 79 Game Six vs. FIU
- 80 Game Seven at UTSA
- 81 Game Eight vs. Old Dominion
- 82 Game Nine vs. Houston Baptist
- 83 Game 10 at Florida Atlantic
- 84 Game 11 at Rice
- 85 Game 12 vs. North Texas
- 86 Individual Statistics
- 87 Team Statistics
- 88 Defensive Statistics
- 89 Game Highs

88 AWARDS & HONORS

- 89 Conference Awards
- 90 All-America Honors

92 IN THE PROS

- 93 Miners In The Pros
- 97 Miners In The NFL
- 98 Draft Picks

CREDITS

The 2017 UTEP Football Media Guide is a copyrighted publication of the UTEP Athletics Media Relations Office.

Managing Editor	Denise Mata
Editorial Assistance	Drew Bonney, Kevin Coleman
	Jeff Darby, Andrew Holguin, Aaron Lozano
Layout and Design	Denise Mata
Cover Designs	Stephanie Avalos & Charles Davis

Official UTEP Photographer: Michael Reese

Additional Photography Provided by: Ivan Pierre Aguirre, Brian Kanof, Christ Chavez, El Paso Herald-Post Archives, El Paso Times (Ruben Ramirez & Mark Lambie), Getty Images (Drew Hallowell, Mario Prosperino), NCAA Photos, Ray Navarro, The Sun Bowl Association, University Communications (J.R. Hernandez, Laura Trejo), UTEP Library (Special Collections, Claudia Rivers).

Copy current as of July 11, 2017.

99 RECORDS

- 100 Individual Game Best- Total Offense/Rushing
- 103 Individual Game Best- Passing
- 105 Individual Game Best- Receiving
- 106 Individual Game Best- Scoring
- 107 Individual Game Best- Kicking, Extra Points (PATs), and Interceptions
- 108 Individual Game Best- Punting, Punt Returns, and Kickoff Returns
- 119 Individual Leaders - Total Offense
- 110 Individual Leaders - All-Purpose Yards
- 111 Individual Leaders - Rushing
- 113 Individual Leaders - Passing
- 115 Individual Leaders - Receiving
- 116 Individual Leaders - Scoring
- 118 Individual Leaders - Kicking
- 119 Individual Leaders - Interceptions
- 120 Individual Leaders - Defensive
- 122 Individual Leaders - Punting
- 123 Individual Leaders - Punt Returns
- 124 Individual Leaders - Kickoff Returns
- 126 Team Records
- 136 Miscellaneous Records
- 137 AP Top 25
- 138 Sun Bowl Highlights
- 140 Sun Bowl Records
- 141 Longest Plays
- 143 Bowl Game History
- 158 Lettermen
- 164 Miner Greats
- 170 Game-by-Game Leaders
- 184 Yearly Results
- 209 Year-by-Year Team Stats

213 UNIVERSITY

- 214 This is UTEP
- 215 President - Dr. Diana Natalicio
- 216 Athletic Director - Bob Stull
- 218 Sun Bowl Stadium
- 219 Miner Athletic Academic Center
- 220 Athletic Training Room
- 221 Athletic Weight Room

222 MEDIA

- 223 Media Information
- 224 UTEP on the Radio
- 225 Media Outlets



PREVIEW

CONFERENCE USA NOTES

Conference USA begins its 23rd year in 2017-18 as it continues to compete and promote the success of its student-athletes. The league has adapted to the ever-changing landscape of collegiate athletics over its first two-plus decades, but the commitment to excellence, integrity, leadership and its student athletes in competition, academics and community is unwavering.

Conference USA enjoys a far-reaching fan base with its 14 members: Charlotte, FIU, Florida Atlantic, Louisiana Tech, Marshall, Middle Tennessee, North Texas, Old Dominion, Rice, Southern Miss, UAB, UTEP, UTSA and WKU.

Debuted in 1995, Conference USA teams have combined for 100 bowl appearances in football, 106 NCAA Tournament appearances in basketball, including three Final Fours, 69 NCAA baseball appearances including six College World Series berths, 89 NCAA soccer tournament appearances including four trips to the College Cup, and 39 individual national champions in track and field and cross country.

Success is not limited to athletic achievement, however, as 220 Conference USA student-athletes have garnered Academic All-America honors, 749 have achieved academic all-district laurels and thousands of student-athletes have earned a college degree.

Conference USA sponsors competition in 19 sports – nine for men (baseball, basketball, cross country, football, golf, soccer, tennis, and indoor and outdoor track and field) and 10 for women (basketball, cross country, golf, soccer, softball, swimming and diving, tennis, indoor and outdoor track and field, and volleyball).

The league promotes the scholar-athlete ideal, honoring outstanding academic achievement with numerous conference-sponsored awards, including the Commissioner's Honor Roll and the Commissioner's Academic Medal as well as sport-specific All-Academic teams.

C-USA annually awards postgraduate scholarships, along with the Sport Academic Awards, Scholar-Athletes of the Year and the Institutional Academic Excellence Award. Additionally, Conference USA presents a Spirit of Service Award three times each year, recognizing student-athletes who excel on the field, in the classroom and give back to the community through significant service efforts and participation.

SUCCESS ON THE PLAYING FIELD

Conference USA performers have achieved great success in competition, placing the league among the top conferences in the nation.

Football

- *100 teams have earned bowl bids
- *Eligible for the College Football Playoff
- *Conference USA has nine bowl affiliations through the 2019 season, securing a minimum of five berths annually. Conference USA has primary bowl tie-ins with the Bahamas Bowl, Boca Raton Bowl, Gildan New Mexico Bowl, Hawai'i Bowl, R+L Carriers New Orleans Bowl, St. Petersburg Bowl and Zaxby's Heart of Dallas Bowl, along with secondary arrangements with the Camping World Independence Bowl and the Lockheed Martin Armed Forces Bowl.

Men's Basketball

- *126 postseason teams (54 NCAA, 48 NIT, 12 CBI, 10 CIT, 2 LV16)
- *One National Championship title game appearance
- *Three Final Four teams
- *Seven Elite Eight NCAA Tournament teams
- *One NIT Champion and five NIT semifinalists
- *Inaugural CBI Champion
- *One CIT Champion
- *Inaugural Las Vegas 16 Champion

Women's Basketball

- *52 NCAA Tournament appearances
- *59 WNIT appearances
- *One Sweet 16 NCAA Tournament team
- *Three WNIT semifinalists
- *Two WBI Champions

Baseball

- *69 NCAA appearances
- *Six College World Series appearances (2009, 2008, 2007, 2006, 2005 and 2001)
- *14 Super Regional appearances
- *Has produced at least four NCAA teams in 10 of the past 16 seasons

In addition to the numerous NCAA Tournament berths, C-USA has sent four men's soccer teams to the NCAA College Cup, three softball teams to the Women's College World Series and three volleyball teams to the NCAA Sweet 16. The league has also had 39 national champions in NCAA track and field competition, one national champion in diving, and numerous NCAA individual and team competitors in cross country, golf, swimming, tennis, and track and field. Overall, Conference USA teams and individuals have made more than 2,000 NCAA appearances.

SUCCESS OFF THE FIELD

C-USA institutions are among the nation's best in academic performance of student-athletes, bolstered by the fact that student-athletes at league schools have a higher graduation rate than the general student population. Among C-USA's 5,000 student-athletes, there are champions off the playing field as well. In 22 years, more than 33,000 student-athletes have been named to the Commissioner's Honor Roll or received the Commissioner's Academic Medal, indicative of outstanding achievement in the classroom.

C-USA ON TV

C-USA enjoys significant television exposure through partnerships with ESPN, CBS Sports Network, Stadium and beIN SPORTS. The multi-tiered selection process that is rooted in partnering with all four networks provides extensive national exposure for football, men's and women's basketball, and all other conference sports.

C-USA membership include institutions within eight of the Top 40 media markets and four in the Top 25 according to Nielsen. C-USA home markets this year will include more than 13 million TV households, a 30 percent increase from four years ago.

CUSA.TV

CUSA.TV officially launched in the Summer of 2016 making all non-televised team sports available as part of a subscription package. The site offers all events in one location so fans can watch home and away matchups of their favorite team or season long events from their favorite sport. The site showcases weekly feature stories as well as postgame interviews, players of the week highlights and other exciting content.

C-USA IN THE COMMUNITY

The conference's current footprint is concentrated with 14 members in 10 states and a combined area population of more than 30 million. With a commitment to community involvement, the conference developed several initiatives to maintain strong ties in C-USA cities, as well as with fans and alumni across the country. C-USA schools also place a priority on giving back to their communities through volunteer service with local and national organizations. Individually, student-athletes are recognized each season through the Spirit of Service award.

GOVERNANCE

Conference USA has significant representation in the NCAA governance structure. The presidents of the member institutions serve as the league's Board of Directors.

A PROUD HISTORY

Conference USA was formed in 1995 and quickly emerged as one of the nation's top conferences. The conference unveiled its name, logo and commissioner April 24, 1995, in Chicago. The league's charter members were Charlotte, Cincinnati, DePaul, Houston, Louisville, Marquette, Memphis, Saint Louis, Southern Miss, Tulane, UAB and USF. Eleven of the institutions began athletic participation in 1995, while Houston joined competition in the fall of 1996.

The league's headquarters were established in Chicago and, after nine years, relocated to the current office in Irving, Texas. Britton Banowsky was named Commissioner in October 2002, succeeding Mike Slive, the league's first Commissioner. In October 2015, Judy MacLeod became the league's third Commissioner.

C-USA added East Carolina (September, 1996) and the United States Military Academy (March, 1997) as football members. ECU began league competition in 1997; Army in 1998 and UAB began football play in 1999. The league brought in TCU and ECU (1999) for all sports and they began competition in 2001. USF started C-USA football in 2003. Marshall, Rice, SMU, Tulsa, UCF and UTEP became full-time Conference USA members for all sports in 2005.

In 2013, charter member Charlotte returned to C-USA and was joined by new members FIU, Florida Atlantic, Louisiana Tech, Middle Tennessee, North Texas, Old Dominion and UTSA. WKU joined the league on July 1, 2014.

MINERS AT A GLANCE

UNIVERSITY INFORMATION

Location..... El Paso, Texas
 Founded..... 1914
 Enrollment..... 23,922
 Nickname..... Miners
 Colors..... Dark Blue, Orange, Silver Accent
 Conference..... Conference USA
 Stadium..... Sun Bowl (51,500)
 Surface..... Artificial (Classic HD CoolPlay)
 President..... Dr. Diana Natalicio
 Director of Athletics..... Bob Stull

FOOTBALL STAFF

Head Coach..... Sean Kugler (UTEP '89)
 Career Record: 18-31 (5th season)
 UTEP Record: 18-31 (5th season)
 Offensive Coordinator/Quarterbacks Coach..... Brent Pease (Montana '90)
 Defensive Coordinator/Linebackers Coach..... Tom Mason (Eastern Washington '82)
 Asst. Head Coach/Offensive Line Coach..... Spencer Leftwich (Stephen F. Austin '88)
 Defensive Line Coach..... Andrew Browning (Boise State '07)
 Running Backs..... Cornell Jackson (Sterling [Kan.] College '89)
 Speed, Strength & Conditioning Coach..... Kirk Davis (Akron '98)
 Asst. Special Teams Coordinator/Recruiting Coordinator/Safeties Don Yanowsky (Toledo '82)
 Tight Ends Coach/Special Team Coordinator..... Brian Natkin (UTEP '03)
 Wide Receivers Coach..... Chuck Veliz (UTEP '87)
 Cornerbacks Coach..... Derrius Bell (SMU '11)
 Assistant Athletic Director for Football Ops..... Nate Poss (Rice '78)

TEAM INFORMATION

Offensive Formation..... Pro-Style
 Defensive Formation..... 3-4
 2016 Record:..... 4-8 (2-6 C-USA/5th West Division)
 Lettermen Returning..... 44 (21 offense/21 defense/2 special teams)
 Lettermen Lost..... 26 (12 offense/11 defense/3 special teams)
 Starters Returning..... 14 (5 offense/7 defense/2 special teams)
 Starters Lost..... 13 (6 offense/ 4 defense/ 3 special teams)

RETURNING STATISTICAL LEADERS

PASSING	GP-GS	COMP-ATT-INT	YDS	TD	LG	PCT	AVG/P	AVG/G	EFFIC
Ryan Metz	11-7	130-201-4	1375	14	72	64.7	6.8	125.0	141.1

PUNTING	GP	NO	YDS	LG	TB	i20	+50	AVG
Alan Luna	12	62	2542	69	1	15	9	42.0

TACKLES	GP-GS	UA	A	TOT	TFL	SACK	PBU	QBH	FR	FF
Alvin Jones	10-8	44	49	93	6.0-28	2.5-22	1	-	-	-
Dante Lovilotte	12-12	38	51	89	6.5-18	0.5-7	3	4	-	1
Devin Cockrell	12-12	31	27	58	3.0-8	-	1	1	1-0	-



STARTERS RETURNING

5 - OFFENSE

No.	Name	Pos.	Cl.
76	Will Hernandez	OL	Sr.
58	Tanner Stallings	OL	Sr.
65	Derron Gatewood	OL	Jr.
21	Eddie Sinegal	WR	So.
12	Ryan Metz	QB	Jr.

7 - DEFENSE

No.	Name	Pos.	Cl.
55	Mike Sota	DE	Jr.
16	Alvin Jones	LB	Sr.
3	Dante Lovillette	LB	Sr.
9	Jayson VanHook	LB	So.
5	Nik Needham	DB	Jr.
27	Devin Cockrell	DB	Sr.
1	Kalon Beverly	DB	Jr.

2 - SPECIAL TEAMS

No.	Name	Pos.	Cl.
46	Alan Luna	P	Sr.
2	Terry Juniel	PR	Jr.

2017 SCHEDULE

DATE	OPPONENT	LOCATION	TIME
Sept. 2	at Oklahoma	Norman, Okla.	1:30 p.m.
Sept. 9	Rice*	Sun Bowl	6 p.m.
Sept. 15	Arizona	Sun Bowl	8:15 p.m.
Sept. 23	at NM State	Las Cruces, N.M.	6 p.m.
Sept. 30	at Army	West Point, N.Y.	1:30 p.m.
Oct. 7	WKU*	Sun Bowl	6 p.m.
Oct. 14	at Southern Miss*	Hattiesburg, Miss.	5 p.m.
Oct. 28	UTSA*	Sun Bowl	6 p.m.
Nov. 4	at Middle Tennessee*	Murfreesboro, Tenn.	5:30 p.m.
Nov. 11	at North Texas*	Denton, Texas	TBA
Nov. 18	LA Tech*	Sun Bowl	TBA
Nov. 25	at UAB*	Birmingham, Ala.	TBA

* Indicates Conference USA Game | All Times Mountain

2016 RESULTS

DATE	OPPONENT	SCORE	TV COVERAGE
Sept. 3	NM State	W, 38-22	beIN Sports
Sept. 10	at Texas	L, 41-7	Longhorn Network
Sept. 17	Army	L, 66-14	ASN
Sept. 24	Southern Miss*	L, 34-7	Campus Insiders
Oct. 1	at LA Tech*	L, 28-7	ASN
Oct. 8	FIU*	L, 35-21	N/A
Oct. 22	at UTSA*	W, 52-49 (5OT)	CBS4
Oct. 29	Old Dominion*	L, 31-21	N/A
Nov. 5	Houston Baptist	W, 42-10	N/A
Nov. 12	at Florida Atlantic*	L, 35-31	N/A
Nov. 19	at Rice*	L, 44-24	N/A
Nov. 26	North Texas*	W, 52-24	N/A

* Indicates Conference USA Game



PRESEASON NOTES

UTEP CAPTAINS

No.	Name	Pos.	Team
#12	Ryan Metz	QB	Offense
#16	Alvin Jones	LB	Defense
#27	Devin Cockrell	DB	Defense
#76	Will Hernandez	OL	Offense
#7	Kavika Johnson	WR	Offense

PRESEASON HONORS

PHIL STEELE'S ALL-AMERICAN TEAM

Name	Pos.	Team
Will Hernandez	OL	Second

PRESEASON HONORS

PHIL STEELE'S ALL-C-USA TEAM

Name	Pos.	Team
Will Hernandez	OL	First
Greg Long	OL	First
Alvin Jones	LB	First
Terry Juniel	PR	Third
Joshua Field	RB	Fourth
Jayson VanHook	LB	Fourth
Alan Luna	P	Fourth

PRESEASON HONORS

ATHLON SPORTS ALL-AMERICAN TEAM

Name	Pos.	Team
Will Hernandez	OL	Third

ATHLON SPORTS ALL-C-USA TEAM

Name	Pos.	Team
Will Hernandez	OL	First
Alvin Jones	LB	First
Devin Cockrell	DB	Second
Terry Juniel	WR	Second
Derron Gatewood	OL	Fourth
Alan Luna	P	Fourth

DAVE CAMPBELL'S ALL-TEXAS TEAM

Name	Pos.	Team
Will Hernandez	OL	First
Alvin Jones	LB	First

2016 AP ALL-AMERICAN

Name	Pos.	Team
Will Hernandez	OL	Second

2016 FOX SPORTS' ALL-AMERICAN

Name	Pos.	Team
Will Hernandez	OL	Second

2016 PRO FOOTBALL FOCUS BEST PASS PROTECTOR

Name	Pos.
Will Hernandez	OL

2016 ALL-CONFERENCE USA TEAM

Name	Pos.	Team
Will Hernandez	OL	First
Alvin Jones	LB	Second

2016 ALL-C-USA FRESHMAN TEAM

Name	Pos.
Jayson VanHook	LB
Justin Rogers	DB
Greg Long	OL

2016 SEASON QUICK RECAP

The 2016 season was highlighted by **Aaron Jones** rushing for 1,773 yards – a program record, while the El Paso native broke the school's 28-year old record with 4,114 career rushing yards. Jones capped his career with a 301-yard performance against North Texas in front of the Miner faithful. Jones's spectacular effort marked the second-most yards rushing in a single game in program history. **Hayden Plinke** enjoyed a fine senior campaign after he produced eight receiving touchdowns – the most ever by a UTEP tight end. **Ryan Metz** threw for 14 touchdowns and only four interceptions. Metz's 64.7 completion percentage ranks second-best during a single season in school history. **Alvin Jones** and **Dante Lovilotte** made an impact on defense as the linebacker duo led the unit in tackles – Jones racked up 93 stops, while Lovilotte totaled 89 tackles. UTEP opened the season with a victory against I-10 rival NM State. It was the eighth consecutive win for the Miners over the Aggies, while head coach **Sean Kugler** improved to 4-0 against the arch-rival. One of the more exciting contests came in the Alamodome when UTEP defeated UTSA, 52-49, in an epic five-overtime contest. The 101 points were the most combined during a UTEP victory in program history, while the five-overtime affair was the first in Conference USA history. The Miners capped the season with a 52-24 drubbing of North Texas. The 52 points were the most in the Sun Bowl since the 2009 season finale.

ATHLON SPORTS TAKING NOTICE

In Athlon Sports' 2017 College Football Preview, the publication recognized six Miners. Notably, All-American senior OL **Will Hernandez** was named to the Athlon Sports Preseason All-American third team. Senior LB **Alvin Jones** earned Athlon Sports All-C-USA first team recognition, while senior DB **Devin Cockrell** and junior PR/WR **Terry Juniel** earned second team honors. Junior OL **Derron Gatewood** and senior P **Alan Luna** received recognition on the fourth team.

DAVE CAMPBELL'S ALL-TEXAS FIRST TEAMERS

Dave Campbell's Texas Football magazine has been printed since 1960 and has been dubbed "The Bible of Texas Football". In the 2017 edition, a pair of Miners were recognized to the All-Texas College Football first team. OL **Will Hernandez** was honored as a first team offensive player, while LB **Alvin Jones** earned a spot on the first team defense.

PHIL STEELE'S 2017 PRESEASON UPDATE

In the 23rd edition of Phil Steele's College Football Preview, seven Miners are recognized by the respected publication. **Will Hernandez** (guard), **Greg Long** (tackle) and **Alvin Jones** (linebacker) were honored as 2017 Preseason Conference USA first team selections. **Terry Juniel** (punt returner) garnered a third team selection, while **Joshua Fields** (running back), **Jayson VanHook** (linebacker) and **Alan Luna** (punter) received fourth team selections. Steele also rates UTEP's linebackers as the fifth-best in C-USA.

STEELE'S BREAKDOWN OF THE UTEP O-LINE

Phil Steele rated UTEP's offensive line as no. 1 in Conference USA heading into the 2017 campaign. The Miners ranked tied third in sacks allowed (22.0) and ranked fourth in sacks allowed per game (1.83). Overall in the country, the Miners' offensive line unit is ranked no. 40 by Steele in his top 56. UTEP is one of five schools not from a Power Five conference to make the top 40. **Will Hernandez** ranked no. 6 as one of the top 61 guards in the Top Draft Eligible Players. Hernandez was also named second team All-American on Phil Steele's 2017 Preseason All-American team.



PRESEASON NOTES



FILLING THE VOID

Head Coach **Sean Kugler** will have some big shoes to fill after UTEP's all-time leading rusher **Aaron Jones** declared for the 2017 NFL Draft. The Miners have seven running backs listed on the roster. Sophomore **Walter Dawn** is listed as a running back, but will provide versatility on offense as he has shown ability to catch the ball. Sophomore **TK Powell** will make his return to the field after missing all of last season. Powell gave the coaching staff a glimpse of his abilities after he rushed for 124 yards on 16 attempts (7.8 avg.) against LA Tech on Nov. 21, 2015. Sophomore **Kevin Dove** rushed for 101 yards on 19 carries (5.3) and a touchdown his freshman year and El Paso native freshman **Joshua Fields** torched the opposition for 5,151 yards in his three-year varsity high school career. Freshman **Ronald Awatt** rushed for 1,382 yards his senior season and saw extensive playing time in the Spring Game on April 14. Another El Paso native, sophomore **Jonathan Millan**, will provide depth while sophomore **Quardraiz Wadley** will miss the 2017 season due to injury.

METZ'S NUMBERS IN '16

Ryan Metz played in 11 games, starting seven during the 2016 season. Metz completed 64.7 percent of his passes, the second-best completion percentage during a single season in program history. Metz tossed 14 touchdowns, the most by a Miner since 2010. Metz also led the squad with 1,375 yards on 130-of-201 passing with only four interceptions. In fact, the El Paso native increased his touchdown passes from 2015 (six touchdowns) and decreased his interceptions from the season prior (seven). Metz's 141.14 passing efficiency rating was the program's fifth-best single-season performance, while it ranked sixth in Conference USA.

BIG PERFORMANCES FROM RYAN

Ryan Metz produced big numbers during a 5OT win at UTSA. Metz tied his career high with three touchdown strikes against the Roadrunners and threw for 211 yards on 15-of-23 passing. Metz was named one of eight Manning Award Stars of the Week following his performance in San Antonio. Metz produced two more solid outings in front of his hometown fans, throwing three more touchdowns against Houston Baptist and registering two passing scores, including a career-long 72-yard toss against North Texas. Metz showed fancy feet as he tallied a career-long 42-yard dash against the Mean Green.

PROTECTING THE FIELD GENERAL

The offensive line for the Miners brings experience to the depth chart this season. The unit lost two starters from last season but return **Will Hernandez**, senior **Tanner Stallings** and junior **Derron Gatewood** to the lineup. Leading the way for the squad will be Hernandez, who became the first UTEP offensive lineman to garner All-American honors. The senior has started every game (37) at the left guard position during his three years with the Miners. Senior **Derek Elmendorff** returns after playing in all 12 contests last season. The El Paso native has made 19 starts in his career. Sophomore **Greg Long** will provide depth to the line after the El Paso native was named to the All-Conference USA freshman team. Long started a game at right guard before starting three at left tackle. Junior **Jerrod Brooks** will add experience at the right tackle position after starting the first half of the 2016 season. Last season the offensive line surrendered 22.0 sacks, which tied third in Conference USA (1.83 p/g). The last four years (2013-16) the Miners have allowed 74 sacks in 49 contests (1.5 p/g). The previous four seasons (2009-12), UTEP quarterbacks went down 109 times in 49 games (2.2 p/g).

ALL-AMERICAN STATUS

OL **Will Hernandez** has started every game in his three years with the Miners. Last season, Hernandez was the first Miner offensive lineman to receive AP All-American second team and FOX Sports' All-American honors. The senior was also first UTEP offensive lineman since 2009 to earn All-Conference USA first team recognition. Hernandez's national recognition didn't stop there, as he garnered Pro Football Focus Pass Protector of the Year. The Miners capped the season with two showings of over 500 yards of total offense, including a season-best 384 yards rushing in a victory over North Texas.

RIISING DAWN

In his first season as a true freshman, **Walter Dawn** played in all 12 contests for the Miners. The 5-foot-6 speedster provided versatility as he played at the running back and wide receiver positions, and returned kickoffs in the process. Dawn's breakout performance came in the Alamodome on Oct. 22, 2016 when he made a trio of trips into the end zone. The first score was Dawn's first career touchdown – an eight-yard jet sweep to the left, while his second score was on a 74-yard reception (UTEP season-long). The third touchdown came in the third overtime on a 12-yard dash. Dawn finished with 59 yards on 15 carries and two scores, six receptions for 121 yards (20.2 avg.) and a touchdown, and 220 yards on 13 returns.

PRESEASON NOTES

CATCHING PASSES

With the 2016 leading pass catchers graduating, UTEP will look to senior wide receiver **Tyler Batson** and junior **Warren Redix** to step up in 2017. Batson is a big target (6'2", 200 LBS) and has shown he can make big plays after snagging 21 passes for 395 yards (18.8 avg.) and three scores in 2015. Batson took one of those touchdowns 76 yards against Florida Atlantic on Oct. 24, 2015. Redix has recorded four career touchdown receptions, including a trio of end zone trips in 2016. Redix has hauled in 41 receptions for 286 yards in his two-year career at UTEP. Redix's big highlight was catching the game-winning touchdown falling out of bounds in UTEP's 5OT victory at UTSA.

SLASH

Junior **Kavika Johnson** is listed as a wide receiver on the roster, but has shown the ability to do a little of everything. Johnson played in all 12 games, while making his lone start under center at no. 11 Texas. Johnson's highlight came at UTSA when he completed a UTEP season-long 74-yard touchdown pass. Johnson threw for 131 yards on 12-of-21 passing, added 95 yards on 11 receptions and rushed for 42 yards. During his true freshman season in 2015, Johnson tossed three touchdowns and rushed for 209 yards with a score.

ALVIN'S IMPACT

Alvin Jones is returning for his senior season in 2017 at the linebacker position. In 2016, Jones played in 10 contests, making eight starts and missing two games due to injury. The El Paso native earned All-Conference USA second team honors after leading the team with 93 tackles (44 solo) and ranking tied for 11th in C-USA in total tackles. Jones also led the team with 72 tackles on rushing plays and ranked fourth in C-USA in tackles per game (9.3). The Burgess High School graduate added 6.0 tackles for loss (28 yards), 2.5 sacks (22 yards) and a pass breakup. Jones opened his junior campaign with a 12-tackle performance against rival NM State and capped his stellar season with another 12-tackle outing, while registering a sack and 1.5 tackles for loss during a dominant victory against North Texas.

16 FOR 16...TWICE

Alvin Jones brought his best to the table when he established a career-best with 16 tackles (seven solo) against FIU on Oct. 8, 2016 in the Sun Bowl. The total tackles against the Panthers were the most by an individual UTEP player since the 2013 season (17 tackles). Five weeks later, Jones amassed 16 more tackles (11 solo) at Rice, while chipping in with a sack against the Owls.

DOUBLE-DIGIT STOPS

Alvin Jones has reached double digits in tackles nine times during his career. Jones's first double-digit performance came against UTSA on Oct. 3, 2015 with a 10-tackle outing. Jones racked up 11 tackles in four different contests in 2015 (at NM State; vs. Rice; at Old Dominion; vs. LA Tech). In 2016, Jones registered double-digit tackles in four contests (12 vs. NM State; 16 vs. FIU; 16 at Rice; 12 vs. North Texas).

KEEPING UP WITH ALVIN'S CAREER

Senior **Alvin Jones** has 241 career tackles (seventh most at UTEP since the 2000 season), 10.5 career sacks (needs 1.5 to crack the program's all-time top 10 list) and 29.5 career tackles for loss (needs 1.0 to etch name on all-time top 10 list). Jones's 14.5 tackles for loss in 2015 ranks tied for ninth on the single-season list, while his 5.0 tackles for loss at NM State on Sept. 19, 2015 was the most by a UTEP player since the 2000 season. Jones has led the Miners in tackles the past two seasons, tallying 93 stops in each campaign, while in 2014 Jones ranked second with 55 takedowns.

LOVE FOR LOVILLOTTE

Senior **Dante Lovilotte** made an immediate impact after ranking second on the defense with 89 tackles in his first season with the Miners. Lovilotte, a transfer from Kilgore College, started all 12 contests at the linebacker position in 2016. Lovilotte also chipped in with 6.5 tackles for loss, half a sack, three breakups, four quarterback hurries and a forced fumble. Lovilotte's 7.42 tackles per game ranked 15th in Conference USA, while his total tackles ranked tied for 17th. Lovilotte produced three double-digit tackle games, including a career-best 11 tackles against Army. Lovilotte racked up 10 stops at Texas and another 10 against Old Dominion.



PRESEASON NOTES

SOLID FRESHMAN CAMPAIGN

Jayson VanHook provided depth at the linebacker position and was especially noticed when he tallied seven tackles and a sack at no. 11 Texas early in the season. VanHook recorded a season-high eight stops against FIU. VanHook earned a spot on the Conference USA All-Freshman team after tallying 36 tackles (17 solo) and 5.5 tackles for loss (18 yards).

DC'S IMPACT

Devin Cockrell returned to the gridiron after missing the 2015 season with an injury. Cockrell's 2016 campaign produced 58 tackles to lead all UTEP defensive backs, while ranking fourth overall on the defense. Cockrell also tallied 3.0 tackles for loss, a breakup, quarterback hurry and a fumble recovery. The redshirt senior started all 12 games in 2016 and produced solid outings in his return. At UTSA, Cockrell registered a season-high 10 tackles. In his return game against rival NM State, Cockrell didn't seem to miss a beat as he recorded six tackles. At Rice, Cockrell came up with seven tackles – his second most during the season.

IN THE NIK OF TIME

Nik Needham produced a breakout sophomore campaign, registering a career-high 11 pass breakups. Needham's 11 pass breakups were also ranked tied for eighth during a single season in UTEP history. Needham opened the 2016 campaign with three pass breakups against NM State, which tied for third most during a single game in program history. Needham will enter his junior year with 16 career breakups, needing four to crack the program's top-10 list. **Jahmal Fenner** leads the all-time list with 25 breakups. Needham also tallied a career-best in tackles (54) and tackles for loss (2.0).

ROGERS THAT

Justin Rogers saw action in 11 contests as a true freshman in 2016. Rogers earned Conference USA All-Freshman honors after posting 17 tackles and, most notably, eight passes defended (ranked second on team; tied for 22nd in league). Rogers came up with his first career interception against FIU on Oct. 8 in the Sun Bowl, while it was the first pick for the UTEP defense in 2016.

DEEP IN THE DB POSITION

The 2017 roster has 11 defensive backs listed. Redshirt senior **Devin Cockrell** returns the most experience, while senior **Alex Jean Charles** will play in his second season with the Miners after transferring from Phoenix College. Juniors **Kalon Beverly**, **Adrian Hynson** and **Nik Needham** round out the returning upperclassmen. Junior **Kahani Smith** will play in his first year with the Orange and Blue after transferring from Riverside Community College. Sophomore **Michael Lewis**, who produced solid numbers in 2015 but sat out in 2016, makes his return to the gridiron. The other two sophomores include **Jerrell Brown** and **Justin Rogers**. Redshirt freshman **Broderick Harrell** and redshirt junior **Elijah Perales** will make their UTEP debuts.

MAKING THE CHANGE

UTEP Head Coach Sean Kugler brought in nine transfer players to add collegiate experience to the 2017 squad. WR **Keynon Foster** (Florida A&M), LB **Sergio Gonzalez** (UTPB), LB **Kalarii Griffin** (Ventura CC), LB **Julian Jackson** (Wake Forest), TE **David Lucero** (Arizona Western College), LB **Jamar Smith** (Holmes CC), DB **Kahani Smith** (Riverside CC), TE **Josh Weeks** (BYU), and K **Andrew Zubia** (Benedictine College) will don the Orange and Blue in 2017.

SEASON TACKLES FOR LOSS

	Name	Points
1.	Lucien Johnson - 1975	17.0
	Elroy Stoglin - 1976	17.0
	Gonzalo Floyd - 1993	17.0
4.	Brian Young - 1999	16.0
	Robert Rodriguez - 2004	16.0
6.	Menson Holloway - 2000	15.0
	Gonzalo Floyd - 1991	15.0
	Tony Tolbert - 1988	15.0
9.	Troy Collavo - 2005	14.5
	Jeremy Jones - 2005	14.5
	Alvin Jones - 2015	14.5

SINGLE-GAME TACKLES FOR LOSS

Name	TFL
Menson Holloway - 2000	5.0
Alvin Jones - 2015	5.0

JONES'S DOUBLE-DIGIT TACKLES (CAREER)

Opponent	Date	TKL
at Rice	11/19/16	16
FIU	10/8/16	16
North Texas	11/26/16	12
NM State	9/3/16	12
LA Tech	11/21/15	11
at Old Dominion	11/14/15	11
Rice	11/6/15	11
at NM State	9/19/15	11
UTSA	10/3/15	10



PRESEASON NOTES



COMMITTED TO LESS PENALTIES

Since **Sean Kugler** arrived at UTEP, the Miners have reduced yellow flags thrown onto the field. In 2016, UTEP ranked no. 1 in C-USA in penalty yards (550), no. 2 in penalty yards per game (45.8), no. 4 in total penalties (67) and no. 5 in penalties per game (5.6). Nationally, UTEP ranked no. 25 in penalty yards. In Kugler's four seasons (49 contests) at the helm, the Miners have averaged 4.8 penalties per game and 40.3 penalty yards per contest. In the four seasons (49 games) prior to Kugler's arrival, UTEP averaged 5.8 yellow flags per game and 50.4 penalty yards per contest.

DAS BOOT

El Paso native **Alan Luna** returns for his third and final season after the senior punter earned honorable mention All-Conference USA honors. Luna booted 62 punts for 2,542 yards. Luna ranked fifth in C-USA in yards per punt (41.0) and ranked seventh in yards. Luna averaged a career-high 51.0 yards on six punts (306 yards), including a career-long 69-yard boot against Southern Miss. At LA Tech, Luna tied his career best by placing three punts inside the 20-yard line, with a pair of those inside the 10-yard line. Luna was named a 2016 Ray Guy Award nominee after averaging 50.0 yards on four punts (200 yards) against Old Dominion.

LUNA CAREER NOTES

Alan Luna ranks ninth on the program's all-time list in career punt yards (5,427) and career punts (127). **Tom Galloway** ranks no. 8 in career punts (137), while the overall leader is **Jerry Walker** (298). **Jon Olsen** ranks no. 8 in career yards (5,452), while the overall leader is Walker (12,193).

TERRY'S SPECIAL EFFORT

After missing the 2015 season due to injury, **Terry Juniell** earned All-Conference USA honorable mention recognition. Juniell was the team's leading punt returner, tallying 203 yards on 22 returns (9.2 avg.) with a pair of 43-yard returns. Juniell led C-USA in returns and return yards while he showed skills at the wide receiver position, catching nine passes for 83 yards with a long of 42 yards. Juniell opened his UTEP career with 104 yards on six punt returns, including a 43-yard return against NM State. His 104-yard outing ranks eighth-best during a single game in program history.

BOWL MANIA

UTEP will face eight opponents in 2017 who advanced to a bowl game in 2016. The Miners will open with Oklahoma (Sugar Bowl) on Sept. 2 in Norman. After UTEP's contest at NM State on Sept. 23, the next seven opponents are Army (Heart of Dallas Bowl), WKU (Boca Raton Bowl), Southern Miss (New Orleans Bowl), UTSA (New Mexico Bowl), Middle Tennessee (Hawai'i Bowl), North Texas (Heart of Dallas Bowl) and LA Tech (Armed Forces Bowl). Syracuse and Duke lead the list with 11 bowl opponents each, while South Florida will see 10. Florida and Tulsa will face nine bowl opponents, and East Carolina will take on eight in 2017.

LOCAL FLAVOR

The 2017 roster features 26 players from El Paso -- LB **Chris Barnwell** (Eastlake), DL **Christian** and DL **Sani Buckingham**, WR **Brannon Bullitt** (Chapin), OL **Bobby DeHaro** (Montwood), OL **Derek Elmendorff** (Franklin), RB **Josh Fields** (Americas), LB **Sergio Gonzalez** (El Dorado), FB **David Jackson** (Parkland), DL **Christian Johnson** (Parkland), LB **Alvin Jones** (Burgess), OL **Greg Long** (Eastwood), OL **Markos Lujan** (Americas), P/K **Alan Luna** (Franklin), QB **Ryan Metz** (Andress), RB **Jonathon Millan** (Coronado), WR **Brandon Moss** (Chapin), DL **Josh Ortega** (Montwood), DB **Elijah** (Chapin) and OL **Jaime Perales** (Cathedral), WR **Warren Redix** (Montwood), TE **Jorge Rodriguez** (Montwood), WR **Richie Rodriguez** (Eastwood), WR **Eddie Sinegal** (Andress), QB **Mark Torrez** (Eastwood) and K **Andrew Zubia** (Franklin).

@UTEPFB

SEASON PUNTING AVERAGE

Name	AVG.
1. Owen Price - 1940	48.00
2. Ed Bunn - 1992	47.68
3. Ian Campbell - 2011	46.13
4. Owen Price - 1941	45.33
5. Ian Campbell - 2010	45.10
6. Alan Luna - 2015	44.38

CAREER PUNTS

1. Jerry Walker	298
2. Bryce Benekos	254
3. Lance Brownlee	204
4. Steve Folkner	186
5. Ian Campbell	165
6. Rick Padia	156
7. Jon Olsen	139
8. Tom Galloway	137
9. Alan Luna	127

CAREER YARDS

1. Jerry Walker	12,193
2. Bryce Benekos	10,468
3. Lance Brownlee	8,295
4. Steve Folkner	7,677
5. Ian Campbell	7,328
6. Rick Padia	6,380
7. Tom Galloway	5,664
8. Jon Olsen	5,452
9. Alan Luna	5,427

DEPTH CHART

OFFENSE

LT	77	Greg Long	6-4	305	SO	El Paso, Texas
	63	Josiah Gray	6-4	300	FR	El Paso, Texas
LG	76	Will Hernandez	6-3	330	SR	Las Vegas, Nev.
	73	Bobby DeHaro	6-4	295	FR	El Paso, Texas
C	65	Derron Gatewood	6-2	310	JR	Odessa, Texas
	58	Tanner Stallings	6-1	300	SR	Sterling, Kan.
RG	75	Derek Elmendorff	6-3	300	SR	El Paso, Texas
	69	Markos Lujan	6-3	325	SO	El Paso, Texas
RT	72	Jerrold Brooks	6-6	330	JR	Dallas, Texas
	61	Ruben Guerra	6-4	290	SO	Bakersfield, Calif.
TE	81	Sterling Napier	6-4	260	SR	Rio Rancho, N.M.
	18	David Lucero	6-5	230	JR	Holtville, Calif.
WR (Z)	2	Terry Juniel	5-10	180	JR	Surprise, Ariz.
	26	Walter Dawn	5-6	170	SO	Mesquite, Texas
WR (X)	10	Warren Redix	5-10	175	JR	El Paso, Texas
	1	Tyler Batson	6-2	205	SR	Spring, Texas
SLOT	7	Kavika Johnson	6-1	205	JR	Las Cruces, N.M.
	14	Richie Rodriguez	5-9	185	FR	El Paso, Texas
QB	12	Ryan Metz	6-3	210	JR	El Paso, Texas
	8	Zack Greenlee	6-1	215	SR	Stockton, Calif.
TB	15	Kevin Dove	6-0	250	SO	El Campo, Texas
FB	35	David Jackson	6-0	240	SR	El Paso, Texas
	44	Robert Pufahl	5-11	275	SO	Westlake Village, Calif.

DEFENSE

DE	99	Chris Richardson	6-3	300	SO	Oak Hills, Calif.
	55	Mike Sota	6-5	285	JR	Placentia, Calif.
NT	11	Denzel Chukwukelu	6-4	295	SO	Rockwall, Texas
	56	Sky Logan	6-1	285	SR	Natchez, Miss.
RUSH	92	Christian Buckingham	6-3	250	JR	El Paso, Texas
	13	Gene Hopkins	6-3	265	SO	Elgin, Texas
WILL	33	Lawrence Montegut	6-2	230	SR	La Marque, Texas
	7	Kalaih Griffin	6-1	220	SO	Bethesda, Md.
BUCK	16	Alvin Jones	5-11	225	SR	El Paso, Texas
	8	Johnny Jones	6-1	210	SR	Carrollton, Texas
MIKE	3	Dante Lovilotte	5-11	225	SR	Port Arthur, Texas
	19	Treyvon Hughes	6-1	225	JR	Carrollton, Texas
SAM	6	Dylan Parsee	6-2	210	SO	San Angelo, Texas
BC	5	Nik Needham	6-0	200	JR	Buena Park, Calif.
	14	Alex Jean Charles	6-0	175	SR	Winter Haven, Fla.
FS	2	Michael Lewis	6-0	190	SO	Trinity, Texas
	24	Kahani Smith	6-1	185	JR	Los Angeles, Calif.
SS	27	Devin Cockrell	5-11	190	JR	Port Arthur, Texas
	21	Broderick Harrell	5-11	205	FR	Wolfforth, Texas
FC	1	Kalon Beverly	6-1	190	JR	New Orleans, La.
	23	Justin Rogers	5-11	190	SO	Los Angeles, Calif.

SPECIALISTS

H	46	Alan Luna	6-0	190	SR	El Paso, Texas
K	48	Andrew Zubia	5-11	190	SO	El Paso, Texas
P	46	Alan Luna	6-0	190	SR	El Paso, Texas

NUMERICAL ROSTER

NO.	NAME	POS.	HT.	WT.	CL.	EXP.	HOMETOWN/PREVIOUS SCHOOL
1	Tyler Batson	WR	6-2	205	SR	3L	Spring, Texas/Westfield HS
1	Kalon Beverly	DB	6-1	190	JR	2L	New Orleans, La./Edna Karr HS
2	Terry Juniel	WR	5-10	180	JR	1L	Surprise, Ariz./Glendale CC
2	Michael Lewis	DB	6-0	190	SO	1L	Trinity, Texas/Trinity HS
3	Dante Lovilotte	LB	5-11	225	SR	1L	Port Arthur, Texas/Kilgore College
3	Mark Torrez	QB	6-0	185	FR	RS	El Paso, Texas/Eastwood HS
4	Quardraiz Wadley	RB	6-0	180	SO	1L	Kennedale, Texas/Kennedale HS
4	Julian Jackson	LB	6-3	230	SR	0L	Dothan, Ala./Wake Forest
5	Keynan Foster	WR	5-9	180	SO	TR	Mill Creek, Wash./Florida A&M
5	Nik Needham	DB	6-0	200	JR	2L	Buena Park, Calif./Buena Park HS
6	Brandon Moss	WR	6-3	190	SR	3L	El Paso, Texas/Chapin HS
6	Dylan Parsee	LB	6-2	210	SO	1L	San Angelo, Texas/San Angelo Central HS
7	Kavika Johnson	WR	6-1	205	JR	2L	Las Cruces, N.M./Mayfield HS
7	Kalaii Griffin	LB	6-1	220	SO	TR	Bethesda, Md./Ventura CC
8	Johnny Jones	LB	6-1	210	SR	1L	Carrollton, Texas/Jacksonville University
8	Zack Greenlee	QB	6-1	215	SR	1L	Stockton, Calif./Fresno State
9	Jayson Vanhook	LB	6-2	210	SO	1L	Perris, Calif./Citrus Hill HS
10	Warren Redix	WR	5-10	175	JR	2L	El Paso, Texas/Montwood HS
11	Denzel Chukwukelu	DL	6-4	295	SO	1L	Rockwall, Texas/Rockwall Heath HS
11	Jean-Andre Moore	WR	5-11	190	SR	0L	Aloha, Ore./Cabrillo College
12	Ryan Metz	QB	6-3	210	JR	2L	El Paso, Texas/Andress HS
12	Adrian Hynson	DB	5-10	185	JR	2L	Corpus Christi, Texas/Flour Bluff
13	Gene Hopkins	DL	6-3	265	SO	1L	Elgin, Texas/Elgin HS
14	Alex Jean Charles	DB	6-0	175	SR	1L	Winter Haven, Fla./Phoenix College
14	Richie Rodriguez	WR	5-9	185	FR	HS	El Paso, Texas/Eastwood HS
15	Tiano Tialavea	DB	6-3	315	FR	RS	Seattle, Wash./O'Dea HS
15	Kevin Dove	RB	6-0	250	SO	1L	El Campo, Texas/El Campo HS
16	Alex Fernandes	QB	6-3	200	FR	HS	Austin, Texas/Vandegrift HS
16	Alvin Jones	LB	5-11	225	SR	3L	El Paso, Texas/Burges HS
17	Dylan Kittrell	WR	5-11	190	SR	RS	Carrollton, Texas/Bethany CC
17	Chris Barnwell	LB	6-2	230	FR	RS	El Paso, Texas/Eastlake HS
18	Jerrell Brown	DB	6-1	190	SO	RS	Perris, Calif./Citrus Hill HS
18	David Lucero	TE	6-5	230	JR	TR	Holtville, Calif./Arizona Western College
19	Treyvon Hughes	LB	6-1	225	JR	1L	Carrollton, Texas/Hebron HS
20	Josh Fields	RB	5-9	195	FR	HS	El Paso, Texas/Americas HS
20	Sione Tupou	LB	5-11	230	FR	RS	Allen, Texas/Allen HS
21	Broderick Harrell	DB	5-11	205	FR	HS	Wolfforth, Texas/Frenship HS
21	Eddie Sinegal	WR	6-1	170	SO	1L	El Paso, Texas/Andress HS
22	Ronald Awatt	RB	5-11	200	FR	HS	Wolfforth, Texas/Frenship HS
23	TK Powell	RB	5-11	190	JR	1L	Fort Worth, Texas/Chisum HS
23	Justin Rogers	DB	5-11	190	SO	1L	Los Angeles, Calif./Los Angeles HS
24	Kahani Smith	DB	6-1	185	JR	TR	Los Angeles, Calif./Riverside CC
25	Jonathan Millan	RB	5-9	210	FR	RS	El Paso, Texas/Coronado HS
26	Walter Dawn	WR	5-6	170	SO	1L	Mesquite, Texas/Poteet HS

NO.	NAME	POS.	HT.	WT.	CL.	EXP.	HOMETOWN/PREVIOUS SCHOOL
27	Devin Cockrell	DB	6-0	200	SR	3L	Port Arthur, Texas/Memorial HS
28	Bramnon Bullitt	WR	6-0	230	FR	RS	El Paso, Texas/Chapin HS
31	Forest McKee	FB	6-1	240	FR	HS	Las Cruces, N.M./Oñate HS
32	Christian Johnson	DL	6-2	265	FR	RS	El Paso, Texas/Parkland HS
33	Lawrence Montegut	LB	6-2	230	SR	3L	La Marque, Texas/La Marque HS
34	Stephen Forester	LB	6-1	230	SO	RS	Dallas, Texas/Dallas Christian HS
35	David Jackson	FB	6-0	240	SR	1L	El Paso, Texas/Parkland HS
37	Kristopher Christian	LB	5-11	240	JR	1L	Lovejoy, Ga./Lovejoy HS
41	Elijah Perales	DB	5-9	190	JR	0L	El Paso, Texas/Chapin HS
43	Makana Fraser	LB	6-2	225	SR	1L	Keaau, Hawaii/Phoenix College
44	Robert Pufahl	FB	5-11	275	SO	0L	Westlake Village, Calif./Oaks Christian HS
45	Jamar Smith	LB	5-10	230	JR	TR	Lyons, Ga./Holmes CC
46	Alan Luna	K/P	6-0	190	SR	2L	El Paso, Texas/Baker University
48	Andrew Zubia	K	5-11	190	SO	TR	El Paso, Texas/Benedictine College
50	Jimmy Quemado	DL	5-11	250	SO	0L	Honoulu, Hawaii/St. Louis HS
52	Sergio Gonzales	LB	6-0	215	FR	TR	El Paso, Texas/UTPB
53	Brent Ugochukwu	LB	6-0	210	FR	HS	Richmond, Texas/George Ranch HS
54	Kobie Herring	LB	6-0	220	FR	HS	Refugio, Texas/Refugio HS
55	Mike Sota	DL	6-5	285	JR	1L	Placentia, Calif./Valencia HS
56	Sky Logan	DL	6-1	285	SR	2L	Natchez, Miss./Hinds Community College
57	Barron Wortham Jr.	LB	5-11	220	FR	RS	Arlington, Texas/The Oakridge School
58	Tanner Stallings	OL	6-1	300	SR	1L	Sterling, Kan./Hutchinson CC
59	Dedrick Simpson	LB	6-2	285	FR	HS	Houston, Texas/Dobie HS
61	Ruben Guerra	OL	6-4	290	SO	0L	Bakersfield, Calif./Liberty HS
63	Josiah Gray	OL	6-4	300	FR	RS	El Paso, Texas/Franklin HS
65	Derron Gatewood	OL	6-2	310	JR	2L	Odessa, Texas/Permian HS
69	Markos Lujan	OL	6-3	325	SO	0L	El Paso, Texas/Americas HS
70	Jaime Perales	OL	6-2	285	FR	HS	El Paso, Texas/Cathedral HS
72	Jerrod Brooks	OL	6-6	330	JR	2L	Dallas, Texas/Seagoville
73	Bobby DeHaro	OL	6-4	295	FR	HS	El Paso, Texas/Montwood HS
75	Derek Elmendorff	OL	6-3	325	SR	3L	El Paso, Texas/Franklin HS
76	Will Hernandez	OL	6-3	330	SR	3L	Las Vegas, Nev./Chaparral HS
77	Greg Long	OL	6-4	305	SO	1L	El Paso, Texas/Eastwood HS
81	Sterling Napier	TE	6-4	260	SR	3L	Rio Rancho, N.M./Cleveland HS
84	Luke Elsnar	LB	6-3	260	JR	2L	Seymour, Wis./Seymour HS
85	Sani Buckingham	DL	6-4	275	SO	1L	El Paso, Texas/Home School
86	Josh Weeks	TE	6-3	255	SO	TR	Show Low, Ariz./BYU
87	Jorge Rodriguez	DL	6-1	230	SO	0L	El Paso, Texas/Montwood HS
88	Augie Touris	TE	6-4	250	JR	0L	Buffalo, N.Y./Canisius HS
92	Christian Buckingham	DL	6-3	250	JR	TR	El Paso, Texas/El Paso CC
95	Trace Mascorro	DL	6-1	275	FR	HS	Refugio, Texas/Refugio HS
97	Josh Ortega	DL	6-2	285	FR	HS	El Paso, Texas/Montwood HS
99	Chris Richardson	DL	6-3	300	SO	1L	Oak Hills, Calif./Oak Hills HS





**MEET THE
WINNERS**

MEET THE MINERS



#17 CHRIS BARNWELL

LB | 6-2 | 230 | FR-RS
El Paso, Texas
(Eastlake HS)



2016: Redshirted.

PRIOR TO UTEP: Played two seasons on the varsity team for the Falcons ... totaled 89 tackles (68 solo), 23 tackles for losses, 7.0 sacks, 50 hurries, two breakups, a fumble recovery and two forced fumbles during career (19 games) ... during senior season registered 65 tackles (48 solo), 21 tackles for losses, 4.0 sacks, a forced fumble and 37 hurries ... named 2014 El Paso Times All-City Defense first team ... earned 2014 District 1-5A first team defense honors ... efforts helped Eastlake to a 9-4 overall record and a 7-0 league mark ... tallied career-high nine tackles (eight solo), 2.0 tackles for losses and two hurries in a win over Ysleta ... recorded eight stops, a sack and two hurries during a victory over Horizon ... had eight tackles and a sack in a triumph over Del Valle ... posted 12 tackles, 6.0 tackles for losses and 2.0 sacks combined in wins over Bel Air and Parkland ... in seven games during junior season recorded 24 tackles (20 solo), 2.0 tackles for losses, 3.0 sacks and 13 hurries ... in back-to-back games posted five tackles and a sack in a win over San Elizario, with the same stat line during a victory over Hanks... posted first varsity sack and tallied four stops in a triumph over Riverside ... posted three stops in first varsity game against Andress... played in the El Paso All-Star game.

PERSONAL: Full name is Christopher Mark Barnwell II... son of Christopher and Tami Barnwell... has two brothers and one sister...born in Tennessee...kinesiology major.



#1 TYLER BATSON

WR | 6-2 | 205 | SR-3L
Spring, Texas
(Westfield HS)



2016 (JUNIOR): Played in 11 games ... registered five receptions for 114 yards ... led the team in yards per reception (22.8) ... caught a pair of passes for 61 yards, including a season-long 54-yard catch against Army ... recorded a 31-yard grab against FIU ... hauled in a 17-yard catch at no. 11 Texas ... returned a punt 14 yards against North Texas.

2015 (SOPHOMORE): Started all 12 games ... caught 21 passes for 395 yards, three touchdowns and a team-leading 18.8 yards per reception ... after not posting any receptions the first two games of 2015, breakout game came during a come-from-behind, overtime victory at rival NM State, tallying 61 yards on a career-high four receptions, including a key 30-yard catch that helped set up the game-tying score late in the fourth quarter ... posted a career-best 143 yards and a pair of scores on three catches during a win against Florida Atlantic, including a career-long 76-yard touchdown (first collegiate trip to the end zone) ... averaged 47.7 yards per catch against FAU, the second-best performance in Conference USA in 2015 ... recorded a score at Old Dominion, a seven-yard catch ... registered 69 yards on four receptions during a win against Incarnate Word ... followed with four more catches for 67 yards versus UTSA.

2014 (FRESHMAN): Played in 13 games as a true freshman ... caught an 11-yard pass at Kansas State ... led team to New Mexico Bowl, its first since 2010.



PRIOR TO UTEP: Tabbed first team All-District 13-5A for Westfield High School ... a two-year varsity letterwinner ... posted 18 receptions for 351 yards and three touchdowns as a senior, averaging 19.5 yards per reception in a predominantly rushing offense... hauled in a career-long 67-yard pass for a touchdown during a 35-7 victory over Klein Oak High School ... caught four passes for 69 yards (17.3 average) in a 44-17 win over Atascocita ... efforts helped Westfield High School forge a 13-1 overall record and an 8-0 district mark ... named one of Houston's top 100 football recruits by the Houston Chronicle ... competed on the track and field team in the 200-meter dash ... finished ninth in the nation in 1500m at the 2006 Junior Olympics.

PERSONAL: Full name is Tyler Aakeem Batson ... son of Jennifer Gibson ... has one brother and one sister ... mother Jennifer participated at the 1977 CARIFTA Games, winning gold in the 1500m and silver in the 800m for the Barbados National Team ... born in Barbados ... multidisciplinary studies major.

CAREER STATISTICS

SEASON	GP-GS	REC	YDS	AVG.	TD	LONG	AVG/GM
2014	13-0	1	11	11.0	0	11	0.8
2015	12-12	21	395	18.8	3	76	32.9
2016	11-0	5	114	22.8	0	54	10.4
TOTALS	36-12	27	520	19.3	3	76	14.4

CAREER HIGHS

	NO.	OPPONENT	YEAR
Points Scored	12	vs. Florida Atlantic	Oct. 24, 2015
Touchdowns	2	vs. Florida Atlantic	Oct. 24, 2015
Receptions	4, 3 times	last vs. UTSA	Oct. 3, 2015
Receiving Yards	143	vs. Florida Atlantic	Oct. 24, 2015
Receiving TDs	2	vs. Florida Atlantic	Oct. 24, 2015
Long Reception	76	vs. Florida Atlantic	Oct. 24, 2015
All-Purpose Yards	143	vs. Florida Atlantic	Oct. 24, 2015
Tackles	2	at Arkansas	Sep. 05, 2015

MEET THE MINERS



#1 KALON BEVERLY
DB | 6-1 | 190 | JR-2L
 New Orleans, La.
 (Edna Karr HS)



2016 (SOPHOMORE): Played in 10 games, starting eight ... missed a pair of games due to injury ... ranked eighth on defense with 41 tackles (24 solo) ... registered an interception and six pass breakups (third on team) ... intercepted a pass and ran back an 80-yard touchdown on a blocked field goal attempt, while tying season high with seven tackles at Rice ... posted seven tackles and two pass breakups during 5OT win at UTSA ... recorded six tackles in back-to-back contests (at no. 11 Texas, vs. Army) ... tallied five stops and a breakup during a victory against rival NM State.


2015 (FRESHMAN): Played in 11 games, starting in nine at the cornerback position ... tallied 40 tackles (27 solo), three pass breakups and one interception ... notched a career-best nine tackles (seven solo) with a breakup versus UTSA ... registered the Miners' first defensive score of the season on a 24-yard pick six in a victory over Incarnate Word ... recorded five showings with five or more tackles ... helped the squad secure an overtime victory over I-10 rival NM State by posting six tackles (three solo).

PRIOR TO UTEP: Played three seasons of varsity football for the Cougars ... notched 26 tackles, six pass breakups and two interceptions in 12 games played as a senior ... helped lead Karr to two championship round appearances and the 2014 Class 4A quarterfinals ... during senior campaign switched from safety to cornerback ... named to the 2014 New Orleans Metro Area All-District 9-4A team ... picked off a pass during a victory over St. Augustine ... had a key pass breakup at the goal line on a deep throw during a one-point win versus Easton ... against Wossman in the first round of the Class 4A playoffs, forced a fumble that was scooped up by a teammate and taken to the end zone, and tipped a pass that was intercepted by a teammate ... efforts helped Karr earn a share of a sixth straight district title ... ran for the varsity men's track team for three seasons ... ran an indoor personal best of 53.46 in the 400m at the Carl Lewis High School Invitational ... a member of the 4x200m relay and 4x400m relay for the Cougars.

PERSONAL: Full name is Kalon Ryshun Beverly ... son of Sharlisa Petty and Milton Beverly ... has two brothers ... born in New Orleans, La. ... undeclared major.

CAREER STATISTICS											
SEASON	GP-GS	UT	AT	TOT	TFL	SAC	INT	FF/FR	PBU	QBH	
2015	11-9	27	13	40	0.0-0	0-0	1-24	0/0	2	0	
2016	10-8	24	17	41	0.0-0	0-0	1-0	0/0	6	0	
TOTALS	21-17	51	30	81	0.0-0	0-0	2-24	0/0	8	0	

CAREER HIGHS			
	NO.	OPPONENT	YEAR
Points Scored	6, 2 times	last at Rice	Nov. 19, 2016
Touchdowns	1, 2 times	last at Rice	Nov. 19, 2016
All-Purpose Yards	24	vs. Incarnate Word	Sept. 26, 2015
Interceptions	1, 2 times	last at Rice	Nov. 19, 2016
Long Interception Return	24	vs. Incarnate Word	Sept. 26, 2015
Tackles	9	vs. UTSA	Oct. 03, 2015
Pass Breakups	2	vs. UTSA	Oct. 22, 2016



#72 JERROD BROOKS
OL | 6-6 | 330 | JR-2L
 Dallas, Texas
 (Seagoville HS)



2016 (SOPHOMORE): Played in all 12 games, while starting the first five contests at the right tackle position ... was used in multiple run-blocking schemes ... efforts helped Aaron Jones gain a single-season program-record 1,773 yards, while Jones also became UTEP's all-time leading rusher ... UTEP averaged 185.5 rushing yards per game and found the end zone 20 times, including a season-best 384 yards rushing (most since 1983) and four touchdowns during a victory over North Texas to close out the season ... tallied a season-high 555 yards of total offense against the Mean Green ... opened season with 518 total yards of offense, including 289 yards on the ground versus NM State ... produced 323 rushing yards against Houston Baptist, while following with another 237 rushing yards at Florida Atlantic.

2015 (FRESHMAN): Saw action in the last four contests of the season at the left tackle position ... the offensive line only yielded four sacks during the final four games of 2015, while UTEP signal callers threw seven touchdowns to only three interceptions ... efforts helped the Miners rush for 226 yards against LA Tech ... UTEP rushers gained 187 yards and a score during a win at North Texas in the season finale ... UTEP averaged 169.8 rushing yards per game in the last four contests - its best average during a four-game span in 2015.

2014: Redshirted.

PRIOR TO UTEP: Named to All-District 11-4A football team ... allowed zero sacks ... played on an offense that scored 426 points in 11 games (ranked second in district) ... Seagoville finished second in district in rushing yards per game (265 yards per game) - 10 yards behind Dallas Carter - and rushed for 35 touchdowns ... helped the Dragons advance to the 2013 UIL State Football Playoffs ... was part of the track and field team at Seagoville where he competed in the shot put and discus throw.

PERSONAL: Full name is Jerrod Brooks ... son of Jerry and Rhonda Brooks ... has one brother and three sisters ... born in Harleton, Texas ... criminal justice major.



#18 JERRELL BROWN
DB | 6-1 | 190 | SO-RS
 Perris, Calif.
 (Citrus Hill HS)




2016 (FRESHMAN): Played in four contests (at no. 11 Texas, vs. Southern Miss, at LA Tech, at Florida Atlantic) ... registered a solo tackle at FAU.

2015: Redshirted.

MEET THE MINERS

PRIOR TO UTEP: Played varsity football for three seasons and was the starting quarterback during senior campaign ... led team to an 11-2 record and a perfect 5-0 mark in league play ... connected on 161-of-257 passes for 2,190 yards (199.1 ypg) with 20 touchdowns and eight interceptions ... threw for a career-best 335 yards and three touchdowns against Rancho Verde and tallied a career-high 440 total yards ... tossed a career-long 73-yard pass in a 56-25 victory over West Valley ... posted five showings with more than 200 passing yards ... guided squad to a dominating 63-14 win against Citrus Valley, going 11-of-14 for 220 yards and three touchdowns and running for 29 yards and a score ... was 19-of-29 for 270 yards and two passing scores in a win versus Tahquitz and finished the night with 304 total yards ... ran for a career-best 156 yards on 17 carries and a touchdown against Roosevelt ... registered a career-long run of 67 yards against Hemet ... played in two games as a junior, seeing action as a cornerback ... notched two interceptions, three tackles and one tackle for loss ... as a sophomore took the field in four games and compiled 17 carries for 73 yards ... ran for a season-long 38 yards in 51-0 shutout against Silverado ... named 2014 All-Inland Area honorable mention ... a member of the Hawks track team.

PERSONAL: Full name is Jerrell Rashon Brown ... son of Jack Brown and Trina Plenty Hawk ... has two brothers and one sister ... brother Jack Brown plays football at Mt. San Jacinto College (MSJC) ... born in Riverside, Calif. ... kinesiology major.



#92 CHRISTIAN BUCKINGHAM

DL | 6-3 | 250 | JR-TR
El Paso, Texas
(El Paso CC)



2017 C-USA Commissioner's Academic Honor Roll

PRIOR TO UTEP: Played linebacker and on the offensive line at Seoul American High School (Korea)... picked off a pass against Yokota.

PERSONAL: Full name is Manatua Christian Buckingham... son of George and Tiara Buckingham...has three brothers...younger brother Sani plays defensive line for UTEP...born in America Samoa...biology major.



#85 SANI BUCKINGHAM

DL | 6-4 | 275 | SO-1L
El Paso, Texas
(Home School)



2017 C-USA Commissioner's Academic Honor Roll

2016 (FRESHMAN): Played in five games ... saw action in four consecutive contests (at UTSA, vs. Old Dominion, vs. Houston Baptist and at Florida Atlantic) ... received playing time during season-finale win against North Texas ... used primarily in blocking schemes.

PRIOR TO UTEP: Played on the defensive line and on the offensive line at Seoul American High School (Korea)...opened senior campaign by posting eight tackles to lead the team during the Falcons' 2014 season-opening victory against Humphreys.

PERSONAL: Son of George and Tiara Buckingham ... older brother Christian plays defensive end for UTEP.



#28 BRANNON BULLITT

WR | 6-0 | 230 | FR-RS
El Paso, Texas
(Chapin HS)



2017 C-USA Commissioner's Academic Honor Roll

2016: Redshirted.

PRIOR TO UTEP: Played three seasons of varsity football at Chapin ... led district in receptions (66), receiving yards (1,516) and touchdowns (22) in 12 contests ... receiving scores ranked tied for seventh in the state of Texas and tied for 29th in the nation ... added a rushing score and an interception return for a pick six ... efforts helped the Huskies to a 10-2 overall record and an undefeated mark (8-0) in district play ... amassed a career-high 239 yards on eight receptions (29.9 avg.) and four scores, including an 82-yard catch during a 45-14 win against Canutillo ... registered a career-high 10 receptions for 114 yards and a pair of touchdowns in a season-opening game against Eastwood; named to the Academy Sports Right Stuff Player to Watch following contest against the Troopers ... hauled in nine passes for 198 yards and four touchdowns in a playoff loss to Randall ... recorded 164 yards on eight catches and a touchdown, including an interception return for another score during a 48-15 triumph versus El Paso ... had rushing score and 102 receiving yards on three catches (34.0 avg.) during a 35-0 win over Jefferson ... tallied seven receptions for 120 yards and two touchdowns during a 32-2 playoff win against Bel Air ... during junior season, hauled in 52 catches for 998 yards and nine touchdowns in 11 games played ... overall in three years, gathered 144 receptions for 3,013 yards (20.9 avg.) and 36 touchdowns ... named All-District 1-5A first team offense and to the El Paso Times All-City first team ... played in the 24th Annual Greater El Paso Football Showcase All-Star Football Game in the Sun Bowl.

PERSONAL: Full name is Brannon Nicholas Bullitt ... son of Bobby and Edith Bullitt ... has two sisters ... cousin Melvin Bullitt played safety for the Indianapolis Colts (2007-11), and cousin Terrance Bullitt played football at Texas Tech ... born in El Paso, Texas ... business management major.



#37 KRISTOPHER CHRISTIAN

LB | 5-11 | 240 | JR-1L
Lovejoy, Ga.
(Lovejoy HS)



2015: Saw action on scout team.

2015: Moved to fullback midseason ... saw action on special teams ... recorded a tackle versus UTSA.

2014: Redshirted.

PRIOR TO UTEP: Competed for Lovejoy High School (GA) ... named to the first team 6A All-Region defensive team in 2012 ... helped lead his team to the 6A Georgia State Championship game.

PERSONAL: Criminal justice major.

MEET THE MINERS

CAREER STATISTICS

SEASON	GP-GS	UT	AT	TOT	TFL	SAC	INT	FF/FR	PBU	QBH
2015	8-0	1	0	1	0.0-0	0-0	0-0	0/0	0	0
2016	0-0	0	0	0	0.0-0	0-0	0-0	0/0	0	0
TOTALS	8-0	1	0	1	0.0-0	0-0	0-0	0/0	0	0

CAREER HIGHS

	NO.	OPPONENT	YEAR
Tackles	1	vs. UTSA	Oct. 3, 2015



#11 DENZEL CHUKWUKELU

DL | 6-4 | 295 | SO-1L
Rockwall, Texas
(Rockwall Heath HS)

2016 (FRESHMAN): Played in seven contests as a true freshman ... tallied eight tackles (four solo) and two quarterback hurries (tied for fourth on team) ... saw first collegiate action at no. 11 Texas, recording a tackle ... registered two tackles each in three different contests (vs. Army, vs. Southern Miss, vs. Houston Baptist) ... tallied a tackle against Old Dominion ... also saw playing time at Rice and during the season finale against North Texas.

PRIOR TO UTEP: Led the Hawks to a 10-3 overall record and 6-1 league mark as a senior ... saw action in 10 games and registered 38 tackles (18s/20a), two forced fumbles, two sacks, one interception and five tackles for losses ... ranked second on the team in quarterback hurries with 12 ... opened the season with a career-best nine tackles (4s/5a) against Trinity ... posted a career-best four quarterback hurries in a 35-17 victory over South Garland... had four showings with five or more tackles ... during junior campaign played in five games ... tallied 11 tackles (4s/7a), two sacks and two tackles for losses ... 2014 12-5A All-District first team, 2012 Division 3-3 All-District second team and 2013 TAPPS 3-2A Boys Basketball All-District second team.

PERSONAL: Full name is Denzel C. Chukwukelu ... son of Chris and Stephanie Chukwukelu ... has two brothers and two sisters ... born in Dallas, Texas ... criminal justice major.

CAREER STATISTICS

SEASON	GP-GS	UT	AT	TOT	TFL	SAC	INT	FF/FR	PBU	QBH
2016	7-0	4	4	8	0.0-0	0-0	0-0	0/0	0	2
TOTALS	7-0	4	4	8	0.0-0	0-0	0-0	0/0	0	2

CAREER HIGHS

	NO.	OPPONENT	YEAR
Tackles	2, 3 times	last vs. Houston Baptist	Nov. 5, 2016
Blocked Kicks	1	at Rice	Nov. 19, 2016



#27 DEVIN COCKRELL

DB | 6-0 | 200 | SR-3L
Port Arthur, Texas
(Memorial HS)

2017 Athlon Sports Preseason C-USA Second Team
2016 Dave Campbell's Preseason All-Texas Second Team
2016 Athlon Sports Preseason All-C-USA Fourth Team
2015 Phil Steele's Preseason C-USA Third Team
2014 All-C-USA Honorable Mention

2016 (JUNIOR): Started all 12 contests after missing all of 2015 due to injury ... ranked fourth on the defense, while leading all defensive backs with 58 tackles (31 solo) ... added 3.0 tackles for loss, a pass breakup, a quarterback hurry and a fumble recovery ... led team with 10 special teams tackles (seven punt return tackles) ... opened campaign with a six-tackle performance during a victory against rival NM State ... amassed a season-high 10 tackles (with season-best eight solo stops), a tackle for loss (three yards) and a breakup during a 5OT win at UTSA ... capped season with another six-tackle performance during a triumph over North Texas ... registered seven stops (four solo) at Rice ... recorded six tackles with a tackle for loss (one yard) against Southern Miss, five tackles versus Army, five tackles with a tackle for loss (four yards) against FIU and four stops at LA Tech.

2015: Redshirted.

2014 (SOPHOMORE): Made starts in all 13 games ... ranked third on the defense with 52 tackles (37 solo), second in tackles for loss (7.0 -- 30 yards) with an interception, two sacks, two pass breakups and three quarterback hurries ... opened the season with six tackles (four solo) at New Mexico ... registered five stops, two tackles for loss, a sack and a quarterback hurry during a shutout win at UTSA ... notched a sack and 1.5 tackles for loss at WKU ... had five tackles in a victory over Southern Miss ... picked off a pass at Rice ... registered a season-high seven tackles during win over Middle Tennessee ... led team to New Mexico Bowl, its first since 2010.

2013 (FRESHMAN): Made 11 starts in 11 games played at the safety position ... led Miners with 76 tackles (46s/30a) as a true freshman ... led all Conference USA freshmen in tackles (18th overall) ... notched two pass breakups and a quarterback hurry and recorded an interception ... registered 22 tackles on passing plays to lead all Miners ... 54 tackles on rushing plays tied Dashone Smith for the team lead ... commenced his collegiate career with a 10-tackle (2s/8a) performance in the season opener versus New Mexico ... led the defense by registering a season-high 13 stops (11s/2a) at Rice ... compiled 10 tackles (4s/6a) against Tulsa ... led the defense with 10 stops (3s/7a) during a victory over FIU in the Sun Bowl ... recorded five stops in a win at rival NM State ... tallied six solo tackles, including a tackle for a loss, at No. 12 Texas A&M ... concluded his freshman season with an interception and three solo stops at Middle Tennessee.

PRIOR TO UTEP: Garnered UIL 21-5A All-District second team honors during his senior campaign ... helped the team finish with an 8-3 record ... defense was ranked no. 1 in District 21-5A and gave up the fewest passing yards in school history ... led Memorial secondary in tackles and pass break-ups ... totaled 41 tackles, four forced fumbles, 10 pass deflections, eight tackles for losses and two interceptions ... averaged 7.6 yards per carry on offense at tailback ... in 2011, Memorial finished the campaign 13-2 and went to the state semifinals.

PERSONAL: Full name is Devin Jamar Cockrell ... son of Waymen and Tarsha Taylor ... born in Port Arthur, Texas ... multidisciplinary studies major.


MEET THE MINERS

CAREER STATISTICS

SEASON	GP-GS	UT	AT	TOT	TFL	SAC	INT	FF/FR	PBU	QBH
2013	11-11	46	30	76	1.0-1	0-0	1-0	0/0	3	1
2014	13-13	37	15	52	7-30	2-15	1-0	0/0	3	3
2015	--	--	--	--	--	--	--	--	--	--
2016	12-12	31	27	58	3.0-8	0-0	0-0	0/1	1	1
TOTALS	36-36	114	72	186	10-39	2-15	2-0	0/0	7	5

CAREER HIGHS

	NO.	OPPONENT	YEAR
Interceptions	1, 2 times	last at Rice	Nov. 21, 2014
Tackles	13	at Rice	Oct. 26, 2013
Sacks	1.0, 2 times	last at WKU	Nov. 8, 2014
Tackles for Loss	2.0	at UTSA	Oct. 25, 2014
Pass Breakup	1, 5 times	last at UTSA	Nov. 22 2016



#26 WALTER DAWN
WR | 5-6 | 170 | SO-1L
Mesquite, Texas
(Poteet HS)

2016 (FRESHMAN): Played in all 12 games as a true freshman ... scored three touchdowns during breakout game in a 5OT victory at UTSA ... became first UTEP freshman to score three touchdowns in a single game since 1985 ... racked up a career-high 112 all-purpose yards, while scoring on a 74-yard reception (UTEP season-long) and finding the end zone two more times on a pair of rushes (eight and 12-yard scoring runs) against the Roadrunners ... overall in 2016, produced 121 yards on six receptions and rushed for 59 yards on 12 carries (4.9 avg.) ... returned 13 kickoffs for 220 yards with a long return of 27 yards ... saw first extensive action at no. 11 Texas, registering a trio of receptions for 19 yards and returning three kickoffs for 52 yards ... hauled in a 31-yard reception against Army ... tallied 76 all-purpose yards (16 rush yards, 60 kickoff return yards) against Old Dominion.

PRIOR TO UTEP: Played on the varsity football team for three seasons ... during senior year, tallied 746 yards on 106 carries (7.0 avg.) and 44 receptions for 858 yards (19.5 avg.) ... notched a career-best 402 all-purpose yards in victory over Wylie East, running for 141 yards, 213 receiving yards, two kick returns for 40 yards and an interception for eight yards ... was named SportsDay HS Offensive Player of the Week for showing against Wylie East ... opened the season with back-to-back games of over 200 all-purpose yards ... ran for a career-best 173 yards on 14 carries with three carries for 44 yards and a punt return for 28 yards in win over Berkner ... helped the Pirates secure a 40-0 blowout against Newman Smith, hauling in a career-long catch of 77 yards and posting two receptions for 107 yards and a kick return for 15 yards ... ran the ball 19 times for 153 yards and a game-long rush of 75 yards in victory over Forney ... posted a career-long run of 80 yards versus South Garland, finishing the night with 136 all-purpose yards ... tallied eight showings of 100-plus all-purpose yards and four for 200-plus yards ... as a sophomore helped the team go 12-2 overall and 6-1 in league play ... dashed for 645 yards on 63 carries and had 38 receptions for 558 yards ... ran four times for a season-high 132 yards and had three catches for 33 yards in 31-10 victory over West Mesquite ... posted a dominating performance against Forney, recording 181 all-purpose yards, with a season-high five catches for 117 yards ... racked up seven performances with over 100 all-purpose yards ... named to 2015 12-5A All-District first team offense ... a three-star recruit on scout.com.

PERSONAL: Full name is Walter Dale Dawn, Jr. ... son of Connie and Walter Dawn, Sr. ... has two sisters ... born Dallas, Texas ... accounting major.

CAREER STATISTICS

SEASON	GP-GS	REC	YDS	AVG.	TD	LONG	AVG/GM
2016	12-0	6	121	20.2	1	74	10.1
TOTALS	12-0	6	121	20.2	1	74	10.1

CAREER HIGHS

	NO.	OPPONENT	YEAR
Points Scored	18	at UTSA	Oct. 22, 2016
Touchdowns	3	at UTSA	Oct. 22, 2016
Rush Attempts	4, 2 times	last at FAU	Nov. 12, 2016
Rush Yards	38	at UTSA	Oct. 22, 2016
Rush TDs	2	at UTSA	Oct. 22, 2016
Long Rush	13	at UTSA	Oct. 22, 2016
Receptions	3	at Texas	Sept. 10, 2016
Receiving Yards	74	at UTSA	Oct. 22, 2016
Receiving TDs	1	at UTSA	Oct. 22, 2016
Long Reception	74	at UTSA	Oct. 1, 2016
All Purpose Yards	112	at UTSA	Oct. 22, 2016
Kick Returns	4	vs. Old Dominion	Oct. 29, 2016
Kick Return Yards	60	vs. Old Dominion	Oct. 29, 2016
Long Kick Return	27	at Texas	Sept. 10, 2016



#15 KEVIN DOVE
RB | 6-0 | 250 | SO-1L
El Campo, Texas
(El Campo HS)

2016 (FRESHMAN): Played in five contests as a true freshman ... rushed for 101 yards on 19 carries (5.3 avg.) and a touchdown ... saw action at no. 11 Texas but received first extensive playing time against FIU, rushing for 21 yards on four carries (5.3 avg.) with a long rush of 16 yards ... scored first collegiate touchdown on a seven-yard run and tallied a career-high 59 yards on 10 attempts against Houston Baptist ... rushed for 21 yards on five carries during season finale victory over North Texas.

PRIOR TO UTEP: Played three years on the varsity squad at El Campo ... recorded 1,964 yards on 233 attempts (8.4 avg.) and 30 touchdowns during senior season ... ran 17 times for 170 yards and a pair of touchdowns, including a 34-yard trip to pay dirt during a win versus Tomball ... rushed 18 times for 234 yards and a score during a victory against Wharton ... tallied 183 yards and five touchdowns during a triumph versus Bay City ... recorded 131 yards on 12 carries during a regular-season finale triumph over Columbia ... ran for 212 yards and three scores on 11 carries during a first-round playoff win against Wheatley ... rushed for 148 yards during a Class 4A Division I area round playoff win against Kilgore ... scored four touchdowns with 222 yards on 300 attempts in a third-round playoff game versus Silsbee ... during junior season, registered 2,077 yards on 257 carries (8.1 avg.) and 27 touchdowns ... rushed for 244 yards on 33 carries and a pair of scores during a third-round playoff game against Navasota in 2014 ... during sophomore season on defense recorded 61 tackles, 3.0 sacks and two forced fumbles, while registering 155 yards on 15 carries and a trio of scores on offense ... during career, rushed for 4,196 yards on 505 attempts (8.3 avg.) and 60 touchdowns ... earned back-to-back District 12-4A MVP honors following senior season ... District 25-3A all-district football defensive newcomer during sophomore campaign ... earned APSE Class 4A All-State football honorable mention offense in 2014 and 2015 ... 2014 Col-lin Street Bakery TSWA Class 4A All-State football first team offense ... a two-star recruit on scout.com.

PERSONAL: Full name is Kevin Wayne Dove ... son of Norman and Cynthia Shropshire ... has three brothers ... cousin Heath Sherman played running back for the Philadelphia Eagles (1989-93) ... cousin Michael Perry played football at Rice ... born in Wharton, Texas ... undeclared major.


MEET THE MINERS

CAREER STATISTICS

SEASON	GP-GS	RUSH	YDS	AVG.	TD	LONG	AVG/GM
2016	5-0	19	101	5.3	1	16	20.2
TOTALS	5-0	19	101	5.3	1	16	20.2

CAREER HIGHS

	NO.	OPPONENT	YEAR
Points Scored	6	vs. Houston Baptist	Nov. 5, 2016
Touchdowns	1	vs. Houston Baptist	Nov. 5, 2016
Rush Attempts	10	vs. Houston Baptist	Nov. 5, 2016
Rush Yards	59	vs. Houston Baptist	Nov. 5, 2016
Rush TDs	1	vs. Houston Baptist	Nov. 5, 2016
Long Rush	16	vs. Houston Baptist	Nov. 5, 2016



**#75 DEREK
ELMDORFF**
OL | 6-3 | 325 | SR-3L
El Paso, Texas
(Franklin HS)



2015 Phil Steele's Preseason C-USA Fourth Team
2014 All-C-USA Freshman Team

2016 (JUNIOR): Saw action in all 12 games ... efforts on offensive line helped Miners average 185.5 rushing yards per game and score 20 rushing touchdowns, while Aaron Jones rushed for a single-season program-record 1,773 yards and UTEP's all-time leading rusher ... the offensive line yielded 22 sacks (1.83 per game), ranking in the top half of Conference USA ... closed the campaign with a season-high 555 yards of total offense, while rushing for a season-best 384 yards (most since 1983) and four scores during a victory against North Texas ... opened the season with 518 yards of total offense, including a 289-yard rushing effort against rival NM State ... produced 323 yards rushing against Houston Baptist and followed with 237 rushing yards at Florida Atlantic.

2015 (SOPHOMORE): Played in 10 games, making eight starts at the right guard position ... missed a pair of games due to injury, while seeing limited action during the last two contests ... played on an offensive line unit that led Conference USA in sacks allowed (12), while ranking tied for sixth nationally in sacks allowed per game (1.0) ... UTEP rushers posted back-to-back 200-plus yard games – at Texas Tech (227 yards) and NM State (269) ... the Miners rushed for a season-high three scores and recorded a season-high 542 total yards during their come-from-behind overtime victory over the Aggies ... during a triumph versus Incarnate Word, UTEP posted a season-high 280 yards in the air and a pair of scores ... UTEP registered 408 total yards, including 271 yards passing and a trio of touchdown throws, during its victory against Florida Atlantic.


2014 (RS FRESHMAN): Made starts in 11 games at the right guard position before season-ending injury at Rice ... played on an offensive line unit that only surrendered 13 sacks (ranked first in Conference USA and eighth nationally) ... the Miners also ranked fourth in C-USA in rushing offense, averaging 207.8 yards per game, while scoring 27 rushing touchdowns ... the rushing offense totaled seven 200-plus yard games, including four 300-plus yard games during the season ... the Miners ran for a season-high in yards (351) and touchdowns (five) during a win over North Texas ... led team to New Mexico Bowl, its first since 2010.

2013: Redshirted.

PRIOR TO UTEP: Ended his senior year as a first team All-District, first team All-City and honorable mention All-State honoree ... All-State pick entering his senior season ... recorded more than 100 pancake blocks in

his career, including 68 his senior year ... did not allow a sack his senior season, helping Franklin rank sixth in the state (5A) for total yards, eighth in rushing and 14th in passing ... played in the Greater El Paso Football All-Star game ... started his prep career at left tackle before switching to right tackle as a junior ... three-year varsity starter for coach Daren Walker ... threw the shot put and discus for the Franklin track and field team as a freshman and sophomore.

PERSONAL: Full name is Derek I. Elmdorff ... parents are Tony and Linda Elmdorff ... born in El Paso, Texas ... criminal justice major.



**#84 LUKE
ELSNER**
LB | 6-3 | 260 | JR-2L
Seymour, Wis.
(Seymour HS)



C-USA Commissioner's Honor Roll (2015, 2016 & 2017)

2016 (JUNIOR): Saw action in the final three games (two starts) after missing the first nine contests due to injury ... registered five tackles ... tallied a pair of stops at Rice ... recorded three tackles during a season finale victory against North Texas.

2015 (SOPHOMORE): Saw action in the first three games before suffering a season-ending injury ... recorded a career-best four tackles in the season opener against Arkansas.

2014 (FRESHMAN): Participated in six contests as a true freshman on special teams and defense ... tallied five tackles (two solo) ... registered a season-best three stops during a win over rival NM State ... had two tackles at Kansas State ... suffered injury at LA Tech, while sitting out the next two games ... returned to action against Southern Miss and North Texas.

PRIOR TO UTEP: After a dominant junior season Elsner was double teamed most of his senior season, recording 76 tackles (63s/13a), with 25.5 tackles for loss and 14 sacks ... also contributed three forced fumbles, four blocked punts and five pass breakups ... opened the 2013 Wisconsin High School Football Playoffs with 12 tackles, 4.5 sacks and 2.5 tackles for loss in a dominating 45-14 win over Medford ... had an all-around game posting 2.5 sacks, eight tackles (five solo), three tackles for loss, one pass breakup and one blocked punt during a 57-13 victory over Fox Valley Lutheran ... named WFLCA Defensive First-Team All-State ... AP All-State honorable mention ... helped Thunder forge a 10-3 record in final season ... during junior season racked up 17.5 sacks, with 51 stops (36s/15a) ... had three forced fumbles, one blocked kick and one pass breakup

MEET THE MINERS

... opened the 2012 season with a dominating four-sack performance and five stops in a 35-0 win over Marinette ... sacked the quarterback three times and tallied eight tackles during a 13-7 victory over Hortonville ... recorded three sacks in a 48-0 win over Ripon ... earned first-team All-Bay Conference honors.

PERSONAL: Full name is Luke Adam Elsner ... son of Mark and Lisa Elsner ... has two sisters ... born in Green Bay, Wis. ... psychology major.

CAREER STATISTICS										
SEASON	GP-GS	UT	AT	TOT	TFL	SAC	INT	FF/FR	PBU	QBH
2014	6-0	2	3	5	0-0	0-0	0-0	0/0	0	0
2015	3-0	0	4	4	0-0	0-0	0-0	0/0	0	0
2016	3-0	3	2	5	0-0	0-0	0-0	0/0	0	0
TOTALS	12-0	5	9	14	0-0	0-0	0-0	0/0	0	0

CAREER HIGHS			
	NO.	OPPONENT	YEAR
Tackles	4	at Arkansas	Sept. 5, 2015



#34 STEPHEN FORESTER
LB | 6-1 | 230 | SO-RS
 Dallas, Texas
 (Dallas Christian HS)

C-USA Commissioner's Honor Roll (2016 & 2017)

2016 (RS FRESHMAN): Saw action in three contests after returning from injury ... recorded three tackles ... tied career high with two tackles against Southern Miss ... added a solo stop at LA Tech.

2015 (FRESHMAN): Played in the first two games as a true freshman before suffering a season-ending injury ... opened the season with two tackles at Arkansas.

PRIOR TO UTEP: Started all four seasons on the varsity squad ... recorded 99 tackles (71s/28a), 26 tackles for loss, 15 sacks, seven forced fumbles, four fumble recoveries and five blocked kicks during senior season ... opened the 2013 season with a career-best five sacks against HSAA North ... returned a fumble 22 yards for a touchdown in a 48-10 victory over Shelton High School ... registered eight quarterback hurries twice in 2013 (vs. Parish Episcopal & Ft. Worth Christian) ... named district MVP, first team All-State and first team All-District after senior season ... during junior season (2012), recorded 111 tackles (70s/41a), 22 tackles for loss, 15 sacks, five forced fumbles and five blocked kicks ... named first team All-District, first team All-State and district defensive lineman of the year... tallied 48 stops (21s/27a) in sophomore season (2011) and set career-high with 12 tackles (5s/7a) during a 38-10 win over Regents High School ... posted four sacks and 25 tackles (18s/7a) as a freshman (2010) ... made impact during first season with two games registering 10 tackles or more, while setting a season-high with 11 stops (nine solo) versus Trinity Christian ... three-time SportsDay HS Defensive Player of the Week honorable mention ... TAPPS D-11 District 2 Defensive MVP, All-District defensive lineman first team, All-State defensive lineman first team and Academic All-State ... Chargers recorded a 12-1 record in 2013 and won the TAPPS 3-III District title.

PERSONAL: Son of Herschel and Cindy ... pre-business major.

CAREER STATISTICS

SEASON	GP-GS	UT	AT	TOT	TFL	SAC	INT	FF/FR	PBU	QBH
2015	2-0	0	2	2	0-0	0-0	0-0	0/0	0	0
2016	3-0	1	2	3	0-0	0-0	0-0	0/0	0	0
TOTALS	5-0	1	4	5	0-0	0-0	0-0	0/0	0	0

CAREER HIGHS

	NO.	OPPONENT	YEAR
Tackles	2, times	last vs. Southern Miss	Sept. 24, 2016



#5 KEYNAN FOSTER
WR | 5-9 | 180 | SO-TR
 Mill Creek, Wash.
 (Florida A&M)

2017 C-USA Commissioner's Academic Honor Roll

2016: Redshirted.

PRIOR TO UTEP: Played a season at Florida A&M University, seeing action on special teams...saw the field in five games... registered seven kickoff returns for 97 yards... named to the 2014 All Wesco 4A Football Offensive First Team as a senior... hauled in 69 receptions for 1,152 yards (16.6 avg.) and 13 touchdowns during three seasons for Jackson High School... had one kickoff return for a touchdown as a senior... member of the 2012 All-Wesco 4A Football Offensive Second Team as a sophomore and named to the All Wesco 4A Defensive First Team as a defensive back and kick returner as a junior.

PERSONAL: Full name is Keynan Selwyn Foster...son of Selwyn and Cindy Foster...has two sisters...born in Seattle, Wash...business administration major.



#43 MAKANA FRASER
LB | 6-2 | 225 | SR-1L
 Keauu, Hawaii
 (Phoenix College)

2016: Saw action in three games ... notched three tackles.

PRIOR TO UTEP: Played in seven games as a sophomore at Phoenix College ... registered 30 tackles, five tackle for loss and a forced fumble ... led team with 16 tackles (10s/6a), four tackles for loss and a sack versus New Mexico Institute ... saw action in seven games as a freshman ... notched 19 tackles and one fumble recovery ... posted a season-best of six tackles (five assisted) versus Eastern Arizona College.

PERSONAL: Full name is Makana Pomroy-Fraser ... son of Austin and Michele Fraser ... has two brothers and two sisters ... born in Maui, Hawaii ... undeclared major.


CAREER STATISTICS

SEASON	GP-GS	UT	AT	TOT	TFL	SAC	INT	FF/FR	PBU	QBH
2016	3-0	1	2	3	0-0	0-0	0-0	0/0	0	0
TOTALS	5-0	1	4	5	0-0	0-0	0-0	0/0	0	0

CAREER HIGHS

	NO.	OPPONENT	YEAR
Tackles	2, times	last vs. Southern Miss	Sept. 24, 2016

MEET THE MINERS



**#65 DERRON
GATEWOOD**
OL | 6-2 | 310 | JR-2L
Odessa, Texas
(Permian HS)



C-USA Commissioner's Honor Roll (2015 & 2017)

2016 (SOPHOMORE): Started all 12 games, getting the nod at the center position the first five games and starting the final seven games at the right guard position ... played on an offensive line that paved the way for Aaron Jones to rush for a single-season program-record 1,773 yards, while Jones also became UTEP's all-time leading rusher ... Miners averaged 185.5 rushing yards per game and scored 20 touchdowns on the ground ... the offensive line yielded 22 sacks (1.83 per game), ranking in the top half of Conference USA ... capped campaign with a season-high 555 yards of total offense, including a season-best 384 yards rushing (most since 1983) and four scores during a victory against North Texas ... opened season with 518 yards of total offense against rival NM State, while rushing for 289 yards ... rushed for 323 yards against Houston Baptist ... followed with 237 yards rushing at Florida Atlantic.

2015 (FRESHMAN): Played in five contests at the center and right guard positions ... saw action against Incarnate Word when the Miners passed for a season-high 280 yards and a pair of scores during the victory ... played during the win over Florida Atlantic where the Miners threw for 271 yards and rushed for another 137 ... saw time against Texas Tech, as UTEP gained 414 total yards (second-most during 2015).

2014: Redshirted.

PRIOR TO UTEP: A two-year starter for the Panthers ... earned a spot on the 2013 Dave Campbell's Texas Football Super Team third team ... gave up zero sacks during the 2013 campaign, garnering All-State Honorable Mention honors ... named to the 2013 All-District 2-5A Superlatives first team and 2012 All-District 2-5A Superlative second team ... an All-Region Football honoree, a All-Permian Basin candidate and a three-time Academic All-District recipient ... played baseball for two seasons.

PERSONAL: Full name is Derron Lee Gatewood ... son of Kevin and Denisa Gatewood ... has one brother and one sister ... born in Odessa, Texas ... pre-nursing major.



GATEWOOD VS. NM STATE (2016)

@UTEPFB



**#63 JOSIAH
GRAY**
OL | 6-4 | 300 | FR-RS
Rancho Cucamonga, Calif.
(Rancho Cucamonga HS)



2016: Redshirted.

PRIOR TO UTEP: Played three seasons of varsity football for the Cougars on the offensive line ... named Baseline League first-team offense ... created openings, helping Cougar quarterbacks pass for 2,856 yards and 24 touchdowns and rushers gain 1,754 yards with 16 scores ... Rancho Cucamonga averaged 468.4 all-purpose yards per game ... the Cougars rushed for 331 yards and four scores during a win over Norco ... rushers tallied 301 yards on 30 carries and scored four touchdowns during a win at Los Osos.

PERSONAL: Full name is Josiah Andrew Gray ... son of Germaine Gray and Killie McGee ... has three brothers and two sisters ... uncle Lamar Gray played football at Colorado, cousin Trace Gray played football at CSU-Pueblo and father played football at USC ... born in Fontana, Calif. ... history major.



**#8 ZACK
GREENLEE**
QB | 6-1 | 215 | SR-1L
Stockton, Calif.
(Fresno State)



2016 (JUNIOR): Played in eight contests, starting four ... threw for 695 yards on 52-of-103 passing, five touchdowns and three interceptions ... opened UTEP career by throwing for three touchdowns on 15-of-27 passing, 229 yards and no interceptions during a start and victory against rival NM State ... threw for 144 yards and a score versus Army ... tallied 191 yards passing and a touchdown toss during a start against FIU.

PRIOR TO UTEP: Transferred to UTEP from Fresno State...played in seven games, starting five at quarterback as a sophomore...led the team with 866 passing yards ... completed 74-of-156 pass attempts with 13 touchdowns and six interceptions ... his 82-yard touchdown pass to Jamire Jordan against No. 21 Utah was the longest by a Bulldog since 2012 when Derek Carr completed an 89-yard TD to Davante Adams ... entered the Utah game in the fourth quarter and threw three touchdown passes, becoming the first Bulldog quarterback since at least 1980 to throw three TD passes in the fourth quarter of a game ... threw for a season-high 285 yards and six touchdown passes at Hawai'i, tying for the second-most TD passes in school and Mountain West history ... of his six TDs at UH, five went to different receivers, marking a program first that five different receivers caught a TD in the same game...during the 2014 season played in three games, drawing one start under center versus Wyoming ... completed 18-of-41 passes for 213 yards and one touchdown on the season ... had an 81-yard pass against Southern Utah that accounted for the longest touchdown of the season for the Bulldogs ... in his start against Wyoming he was 7-for-16 passing for 55 yards and rushed seven times for 40 yards ... was 7-of-18 passing for 49 yards at the Hawai'i Bowl versus Rice...redshirted in 2013...out of high school was invited to participate in the Elite 11 QB Camp in 2012 and finished camp ranked No. 4 out of the nation's top 25 quarterbacks ... earned MVP honors at the Las Vegas Elite 11 Regional ... was a 2012 Under Armour All-America selection and played in the All-America game ... threw for 1,953 yards with 22 touchdowns and had only two interceptions as a senior ... led the Lincoln Trojans to an 8-4 record ... finished the season going 11-straight games without throwing an interception ... was the

MEET THE MINERS

Offensive MVP of his conference as a senior and a first-team All-Area selection ... threw for 2,415 yards with 22 touchdowns and five interceptions as a junior and was the team MVP ... named an All-Area selection and the All-League Back of the Year ... in 2010 as a sophomore he threw for 1,459 yards on 88-of-156 passing with 11 touchdowns and five interceptions ... earned All-Area and All-League honorable mention accolades ... also ran track as a junior, posting a personal-best of 11.02 in the 100 meters ... was an honor roll student.

PERSONAL: Born in Stockton, Calif. ... son of Cassandra and Jay Greenlee ... has one older brother, Jaycob ... received degree in mass communications and journalism from Fresno State in May 2016.

CAREER STATISTICS										
SEASON	GP-GS	CMP-ATT-INT	YDS	TD	LONG	PCT	AVG/P	AVG/G	EFFIC	
2016	8-4	52-103-3	695	5	54	50.5	6.7	86.9	117.4	
TOTAL	8-4	52-103-3	695	5	54	50.5	6.7	86.9	117.4	

CAREER HIGHS			
	NO.	OPPONENT	YEAR
Pass Attempts	39	vs. FIU	Oct. 8, 2016
Pass Completions	17	vs. FIU	Oct. 8, 2016
Pass Yards	229	vs. NM State	Sept. 3, 2016
Pass TDs	3	vs. NM State	Sept. 3, 2016
Long Pass	54	vs. Army	Sept. 17, 2016



GREENLEE VS. ARMY (2016)



#61 RUBEN GUERRA
OL | 6-4 | 290 | SO-OL
Bakersfield, Calif.
(Liberty HS)



2016 C-USA Commissioner's Honor Roll

2016 (RS FRESHMAN): Saw action against North Texas.

2015 (FRESHMAN): Redshirted.

PRIOR TO UTEP: Played two seasons of varsity football for the Patriots (17 games) ... played tackle on the offensive and defensive lines ... tallied six tackles (four solo) during his career ... registered two stops during senior season ... efforts helped Liberty High School to a 10-3 overall mark and an undefeated (5-0) league record ... named to preseason All-Central Section first team prior to 2014 campaign ... created holes and paved the way for Patriots' rushers to gain 2,442 yards and 32 touchdowns as a team (187.8 ypg) ... Liberty quarterbacks threw for 2,227 yards and 18 scores ... Patriots rushed for 289 yards and four scores during a win over Garces ... Liberty rushers ran for a season-high 302 yards and three touchdowns during a victory over Bakersfield in the quarterfinals at the 2014 CIF Central Section High School Football Playoffs.

PERSONAL: Full name is Ruben James Guerra ... son of Ruben and Ida Guerra ... has three sisters ... born in Mercy, Calif. ... his uncle Brenton Guerra played at Washington State ... electrical engineering major.



#21 BRODERICK HARRELL
DB | 5-11 | 205 | FR-RS
Wolfforth, Texas
(Frenship HS)



2017 C-USA Commissioner's Academic Honor Roll

2016: Redshirted.

PRIOR TO UTEP: Played two seasons of varsity football, seeing action at cornerback and wide receiver ... compiled 73 tackles (54s/19a), two interceptions and 312 all-purpose yards ... during senior campaign notched 69 stops (51s/18a), 15 pass breakups, a tackle for loss, 12 receptions for 301 yards and two scores ... posted a career-best 128 yards and a touchdown on four catches during a win over Amarillo, including a career-long 71-yard reception ... also tied career-best with 16 stops (11 solo) against Sandies ... recorded a career-high 16 tackles (11 solo) and tallied 90 yards on three receptions and a touchdown versus Monterey ... also had a key 66-yard catch in victory over the Plainsmen ... registered a reception for 40 yards, five tackles and three pass breakups versus San Angelo Central ... posted eight solo stops and two passes defended in a victory against Cooper ... had seven performances with five or more tackles ... as a junior, helped the Tigers finish the season 9-3 ... opened the campaign with three tackles and an interception (nine yards) in win over Burges ... garnered 2-6A All-District second team honors and was named to Lone Star Varsity Super Team.

PERSONAL: Broderick Harrell is the son of Merlene Harrell ... has two brothers and four sisters ... born in Brownfield, Texas ... undeclared major.

MEET THE MINERS



**#76 WILL
HERNANDEZ**
OL | 6-3 | 330 | SR-3L
Las Vegas, Nev.
(Chaparral HS)

- 2017 Athlon Sports Preseason All-American Third Team
- 2017 Athlon Sports Preseason All-C-USA Second Team
- 2016 AP All-American Second Team
- 2016 FOX Sports' All-American Second Team
- 2016 Pro Football Focus Best Pass Protector
- 2016 Dave Campbell's Preseason All-Texas Second Team
- 2016 ESPN Preseason All-C-USA First Team
- 2016 Athlon Sports Preseason All-C-USA Second Team
- 2015 Phil Steele's Postseason All-C-USA Third Team
- 2015 Phil Steele's Preseason All-C-USA Fourth Team
- 2015 Conference USA Honorable Mention
- 2014 All-C-USA Freshman Team

2016 (JUNIOR): Started all 12 games at the left guard position ... named Conference USA first team (first UTEP offensive lineman since 2009 to earn first team honors) ... has started every game (37) at the left guard position during career ... played on an offensive line that paved the way for Aaron Jones to rush for a single-season program record 1,773 yards, while Jones also became UTEP's all-time leading rusher ... Miners averaged 185.5 rushing yards per game and scored 20 touchdowns on the ground ... the offensive line yielded 22 sacks (1.83 per game), ranking in the top half of Conference USA ... capped campaign with a season-high 555 yards of total offense, including a season-best 384 yards rushing (most since 1983) and four scores during a victory against North Texas ... opened season with 518 yards of total offense against rival NM State, while rushing for 289 yards ... Miners rushed for 323 yards against Houston Baptist ... followed with 237 yards rushing at Florida Atlantic.

2015 (SOPHOMORE): Started all 12 games at the left guard position ... named to Phil Steele's 2015 Postseason All-Conference USA third team and earned All-C-USA honorable mention ... played on an offensive line unit that led Conference USA in sacks allowed (12) and ranked tied for sixth nationally in sacks allowed per game (1.0) ... efforts helped the Miners post three games of 220 yards rushing or more (227 at Texas Tech, 269 at NM State, 226 vs. LA Tech) ... Miners gained a season-high 542 total yards during a come-from-behind win at rival NM State ... UTEP tallied 408 total yards during a win against Florida Atlantic ... Miners passed for a season-high 280 yards and a pair of scores during a victory versus Incarnate Word ... during a win over Rice, the Miners tallied 392 yards, including 231 in the air and a pair of touchdown passes against the Owls ... UTEP averaged 169.8 rushing yards per game in the last four contests - its best average during a four-game span in 2015.

2014 (FRESHMAN): Started all 13 games at the left guard position ... played on an offensive line that only surrendered 13 sacks (ranked first in Conference USA and eighth nationally) ... the Miners also ranked fourth in C-USA in rushing offense, averaging 207.8 yards per game, while scoring 27 rushing touchdowns ... led team to New Mexico Bowl, its first since 2010 ... the rushing offense totaled seven 200-plus yard games, including four 300-plus yard games during the season ... the Miners ran for a season-high in yards (351) and touchdowns (five) during a win over North Texas.

2013: Redshirted.

PRIOR TO UTEP: Played three years of varsity ball as an offensive guard and defensive tackle ... recognized as All-Conference on both offense and defense ... registered 42 tackles, eight sacks, one interception, five forced fumbles and two fumble recoveries during his senior season ... completed on the wrestling and track & field teams as well.

PERSONAL: Full name is William Hernandez ... son of Robert Hernandez and Angelica Lemus ... has one sister ... born in Las Vegas, Nev. ... kinesiology major.



**#13 GENE
HOPKINS**
DL | 6-3 | 265 | SO-1L
Elgin, Texas
(Elgin HS)

2016 (FRESHMAN): Played in 10 contests, making five starts in the last six games ... tallied 13 tackles (10 solo), 3.0 tackles for loss (17 yards), a sack and a forced fumble ... recorded first career tackles (two) at no. 11 Texas ... followed with a career-high five stops against Army ... notched a pair of tackles, a quarterback sack and a forced fumble on the sack at Rice ... recorded two tackles during a 5OT win at UTSA ... tallied a tackle against Old Dominion and another one during a victory over Houston Baptist.

2015: Redshirted.

PRIOR TO UTEP: Played three years of varsity football for the Wildcats ... recorded 146 tackles (74 solo), 25 tackles for losses, 10 sacks, nine hurries, three breakups, three forced fumbles and one blocked punt during his career (35 games) ... during senior season recorded career-high 54 tackles (17 solo), 8.0 tackles for losses, 5.0 sacks (25 yards), three hurries, two forced fumbles and a blocked punt in 11 games ... named to 2014 District 17-5A first team defense ... posted career-highs in tackles (10), tackles for losses (4.0) and sacks (2.0) during a win over Manor ... finished with 8.0 tackles and a hurry in a victory over Bastrop ... notched four stops and a sack in a triumph over Hutto ... against Temple tallied five tackles and a sack ... during junior season posted 45 tackles (25 solo), 7.0 tackles for losses, six hurries, a sack and a forced fumble ... opened 2013 with a season-high six tackles in a win over Rudder ... tied season-high in tackles during a victory over Georgetown, while causing a fumble ... tallied a sack and five stops in a triumph over Pflugerville Connally ... named to 2013 District 17-4A first-team defense ... also competed on the varsity basketball team.

PERSONAL: Full name is Gene Autry Hopkins III ... son of Gene Autry Hopkins, Jr. and Kathy Hopkins ... has two brothers and three sisters ... brother D.J. Ross plays at West Texas A&M ... was on student council in high school ... born in Arkansas ... undecided major.

CAREER STATISTICS										
SEASON	GP-GS	UT	AT	TOT	TFL	SAC	INT	FF/FR	PBU	QBH
2016	10-5	10	3	13	3.0-17	1.0-11	0-0	1/0	0	0
TOTALS	10-5	10	3	13	3.0-17	1.0-11	0-0	1/0	0	0

CAREER HIGHS			
	NO.	OPPONENT	YEAR
Tackles	5	vs. Army	Sept. 17, 2016
Sacks	1.0	at Rice	Nov. 19, 2016
Tackles for Loss	2.0	vs. Army	Sept. 17, 2016
Fumbles Forced	1	at Rice	Nov. 19, 2016

MEET THE MINERS



**#19 TREYVON
HUGHES**
LB | 6-1 | 225 | JR-1L
Carrollton, Texas
(Hebron HS)



2016: Missed season due to injury.

2015 (FRESHMAN): Played in nine games as a true freshman, while missing time due to injury ... gained 67 rushing yards on 25 attempts ... registered a season high in carries (six) and yards (36) at Old Dominion ... gained 16 yards on four attempts during a season finale win at North Texas.

PRIOR TO UTEP: During senior season at Hebron High School, rushed 240 times for 1,445 yards (6.0 average) and 14 touchdowns (15 total TDs) ... registered 222 yards on the ground and two scores during a 37-24 win over Lewisville as performance earned him SportsDay High School Offensive Player of the Week honorable mention ... also earned honorable mention for 173-yard and three-touchdown performance in a 56-20 win over Flower Mound ... had six showings of 120 yards rushing or more during senior season ... sprinted 71 yards to the end zone in 37-7 win over Abilene (12 carries, 129 yards, 2 touchdowns) ... also had a 71-yard run against Coppell ... named 2013 co-offensive MVP District 5-5A ... picked up a three-star rating by ESPN.com and was ranked 81st on the 2014 ESPN 300 Top Running Backs List ... accounted for 43 percent of Hebron's total yards ... caught three passes for 36 yards and a score ... played at Waxahachie during junior season (2012) ... rushed for 1,461 yards on 205 carries with 16 touchdowns ... named to 2012 15-4A All-District first team ... led the Indians to victory over No. 3 West Mesquite (42-0) with three touchdowns, including 35-yard punt return for a score ... played linebacker during sophomore season on varsity squad for the Indians.

PERSONAL: Son of Jasper Hughes and Shetara Dickerson ... pre-business major.

CAREER STATISTICS							
SEASON	GP-GS	RUSH	YDS	AVG.	TD	LONG	AVG/GM
2015	9-0	25	67	2.7	0	19	7.4
2016	--	--	--	--	--	--	--
TOTALS	9-0	25	67	2.7	0	19	7.4

CAREER HIGHS			
	NO.	OPPONENT	YEAR
Rush Attempts	6	at Old Dominion	Nov. 14, 2015
Rush Yards	36	at Old Dominion	Nov. 14, 2015
Long Rush	19	at Old Dominion	Nov. 14, 2015
All-Purpose Yards	36	at Old Dominion	Nov. 14, 2015
Interceptions	1	vs. Incarnate Word	Sept. 26, 2015
Tackles	1	vs. Rice	Nov. 6, 2015



**#12 ADRIAN
HYNSON**
DB | 5-10 | 185 | JR-2L
Corpus Christi, Texas
(Flour Bluff HS)



2016 (SOPHOMORE): Played in all 12 contests ... tallied five tackles (one solo) ... registered a season-high three stops against Army ... tallied a solo tackle against Southern Miss ... recorded an assisted tackle versus Old Dominion.

2015 (FRESHMAN): Played in 11 games on special teams and defense ... tallied 11 tackles (seven solo), one tackle for loss and one sack ... registered a career-best four stops, a tackle for loss and sack versus UTSA ... posted three tackles in the Miners' season opener versus Arkansas ... also recorded tackles against NM State, Incarnate Word, Southern Miss and Old Dominion

2014: Redshirted.

PRIOR TO UTEP: Played three seasons on varsity squad ... a 2013 Dave Campbell's All-State first team recipient ... competed in 12 games during senior season ... registered a team-leading 83 tackles (29s/54a) and four tackles for loss ... also picked off two passes for 100 yards, including a 54-yard pick-six in a 63-21 win against Mercedes High School ... 2013 All-South Texas first team ... named 2013 All-District 31-4A District MVP and 2013 Friday Night Fever Play of the Year recipient ... 2013 class 4A Region IV preseason Elite Team selection ... registered four performances of 10 or more tackles in 2013 ... helped Hornets to a 10-2 record (7-0 district) during senior season ... rated a two-star recruit on Scout.com and ranked 75th safety in the nation on 247sports.com ... 2013 Texas Associated Press Sports Editors Call 4A All-State second-team honoree ... played 14 games in 2012, tallying 106 tackles (57s/49a) and four tackles for loss ... named first-team All-District ... in 2011 (12 games played) recorded 89 tackles (42s/47a), three interceptions, one touchdown, three forced fumbles, three tackles for loss and three breakups.

PERSONAL: Full name is Adrian DeShawn Hynson ... son of Donald and Lori Hynson ... has three brothers ... born in Pensacola, Fla. ... pre-business major.

CAREER STATISTICS										
SEASON	GP-GS	UT	AT	TOT	TFL	SAC	INT	FF/FR	PBU	QBH
2014	0-0	0	0	0	0.0-0	0-0	0-0	0/0	0	0
2015	11-0	7	4	11	1.0-8	1.0-8	0-0	0/0	0	0
2016	12-0	1	4	5	0-0	0-0	0-0	0-0	0	0
TOTALS	23-0	8	8	16	1.0-8	1.0-8	0-0	0/0	0	0

CAREER HIGHS			
	NO.	OPPONENT	YEAR
Tackles	4	vs. UTSA	Oct. 3, 2015
Sacks	1.0	vs. UTSA	Oct. 3, 2015
Tackles for Loss	1.0	vs. UTSA	Oct. 3, 2015



**#35 DAVID
JACKSON**
FB | 6-0 | 240 | SR-1L
El Paso, Texas
(Parkland HS)



2016 C-USA Commissioner's Honor Roll

2016 (JUNIOR): Played in 10 games.

2015: Redshirted.

PRIOR TO UTEP: Attended North Texas in 2014 ... tallied 13 tackles with a sack and a forced fumble in eight games played during lone season at Eastern New Mexico (2013) ... played three years of varsity football at Parkland ... named the District 2-4A Defensive MVP after senior campaign ... led the Matadors with 135 tackles during senior season (2012) in 10 games played ... registered double-digit tackles in eight games ... paced team in solo stops (96), tackles per game (13.5), tackles for loss (9.0) and quarterback hurries (eight) ... finished second on team with 5.0 sacks ... tallied a 60-yard inter-

MEET THE MINERS

ception return for a touchdown ... recorded a fumble recovery (10 yards), a forced fumble and four pass breakups ... tallied career-high 17 tackles against Del Valle; added a sack and a hurry ... compiled 16 stops, with a sack, a hurry, a pick six (60 yards) and a fumble recovery against Fabens.

PERSONAL: Full name is David Rene Jackson ... son of Daniel Jackson ... has three sisters ... born in El Paso, Texas ... multidisciplinary studies major.



**#14 ALEX
JEAN CHARLES**
DB | 6-0 | 175 | SR-1L
Winter Haven, Fla.
(Phoenix College)



2016 (JUNIOR): Played in five contests ... posted a solo tackle against Old Dominion ... tallied a solo tackle during a victory against Houston Baptist ... also saw playing time against Army, at UTSA and versus North Texas.

PRIOR TO UTEP: Played two seasons (2014, 2015) at Phoenix College ... ranked second on the defense with 32 tackles (26 solo) in six games played ... recorded an interception for 10 yards and tallied five pass breakups ... registered a season-high eight stops, picked off a pass and broke up a pass against Snow ... tallied 11 tackles, an interception and two pass breakups during freshman campaign.

PERSONAL: Full name is Alex Micheal JeanCharles ... son of Edouard JeanCharles and Casandra Jackson ... has three brothers and five sisters ... born in Winter Haven, Florida.

CAREER STATISTICS										
SEASON	GP-GS	UT	AT	TOT	TFL	SAC	INT	FF/FR	PBU	QBH
2016	5-0	2	0	2	0-0	0-0	0-0	0-0	0	0
TOTALS	5-0	2	0	2	0-0	0-0	0-0	0/0	0	0

CAREER HIGHS			
	NO.	OPPONENT	YEAR
Tackles	1, 2 times	last vs. HBU	Nov. 5, 2016



**#32 CHRISTIAN
JOHNSON**
DL | 6-2 | 265 | FR-RS
El Paso, Texas
(Parkland HS)




2017 C-USA Commissioner's Academic Honor Roll

2016: Redshirted.

PRIOR TO UTEP: Played four seasons of varsity football at Parkland HS, playing defensive end and linebacker ... saw action in 39 games and racked up 180 total tackles, 10 tackles for loss, 33.5 sacks, 45 quarterback hurries and five fumble recoveries ... during senior campaign posted a season-best 64 tackles (29s/35a), 4.5 sacks, 17 quarterback hurries and one fumble recovery ... recorded eight showings with five or more tackles ... registered a career-high nine tackles (6s/3a) and two sacks for 20 yards versus Del Valle ... as a junior tallied 47 tackles (28s/19a), 5.5 sacks, four quarterback hurries and one fumble recovery ... recorded four performances with five or more tackles, including a season-best nine in a victory over Mountain

View ... during sophomore season notched 32 tackles (19s/13a), 15.5 sacks, 16 quarterback hurries, four tackles for loss, three fumble recoveries and two forced fumbles ... registered five showings with two or more sacks ... set a career best of 3.5 sacks for 31 yards in a 49-21 win over Hanks ... also added two fumble recoveries for 79 yards and a touchdown versus the Knights ... as a freshman played in eight games ... tallied 42 tackles (24s/18a), five tackles for loss, 8.0 sacks, eight quarterback hurries and one forced fumble ... had five performances with five or more tackles ... closed the season with a season best of eight tackles (5s/3a) and three sacks in a victory over Eastlake ... put the pressure on versus Riverside, notching one sack and a career-best six quarterback hurries ... named to the 2016 El Paso Times' All-City Defense first team ... played in the 24th Annual Greater El Paso Football Showcase All-Star Football game.

PERSONAL: Christian Johnson is the son of Anthony and Tammy Johnson ... has two sisters and one brother ... born in El Paso, Texas ... biology major.



**#7 KAVIKA
JOHNSON**
WR | 6-1 | 205 | JR-2L
Las Cruces, N.M.
(Mayfield HS)



2016 C-USA Commissioner's Honor Roll

2016 (SOPHOMORE): Played in all 12 games, making lone start under center at no. 11 Texas ... overall threw for 131 yards on 12-of-21 passing with a touchdown and an interception ... added 11 receptions for 95 yards and 42 rushing yards ... hurled a 74-yard touchdown (UTEP season-long) after a Ryan Metz lateral pass during a 5OT victory at UTSA ... opened the campaign with 41 all-purpose yards, including 26 yards on a pair of receptions during a victory against rival NM State ... registered career highs in receptions (three) and receiving yards (32) and longest catch (27) at Rice ... recorded 28 yards on two catches during a victory against Houston Baptist.

2015 (FRESHMAN): Played in nine contests as a true freshman ... saw action at quarterback and tailback ... threw for 218 yards on 27-of-53 passing, three touchdowns and zero interceptions ... added 209 rushing yards and a rushing score ... opened collegiate career at Arkansas, completing both attempts for seven yards ... tallied a season-high 107 yards passing, including a season-best 58-yard completion and a touchdown pass at FIU ... threw an 11-yard score against LA Tech ... ran for a career-best 75 yards on 16 carries, including a five-yard touchdown run during a victory at North Texas in the season finale ... added a 32-yard touchdown toss against the Mean Green ... gained 40 yards on nine carries during UTEP's come-from-behind win at rival NM State.

PRIOR TO UTEP: Played four varsity football seasons for the Trojans and led team to an 11-2 record as a senior ... as a senior threw for 2,000 yards, 17 touchdowns and only three interceptions, and ran 182 times for 1,555 yards and 23 scores ... led Mayfield to the second consecutive state championship game against Rio Rancho, rushing for 137 yards and throwing for three touchdowns ... set the school record in total offense yards for a season with 3,555 and most yards per carry (8.52) ... named the Academy Sports Right Stuff Player to Watch after accounting for 372 total yards and five touchdowns against Franklin ... rushed for 182 yards and two scores while throwing for 101 yards and a touchdown in victory over Las Cruces ... opened the playoffs with a victory over Clovis, completing 17 of 20 passes for 265 yards ... earned multiple spots in the Mayfield record book, becoming the all-time career rushing leader with 4,081 yards and the all-time total offense leader with 7,831 yards ... led the team to the 2013 5A State Championship ... during junior season passed for 1,093 yards, 10

MEET THE MINERS

touchdowns, and rushed for 1,714 yards and 14 scores ... in 2012 ran for a total of 812 yards and 11 touchdowns and tallied 850 passing yards, 12 scores and one interception ... was named back-to-back District Offensive Player of the Year and was a two-time All-District first team honoree ... garnered 2014 All-State second team, 2013 All-State first team and 2012 All-State honorable mention recognition... as a rookie was named Las Cruces Sun News Newcomer of the Year and earned a spot on the All-District second team ... also played varsity basketball for the Trojans.

PERSONAL: Full name is Kavika Rashaan Johnson ... son of Marcia and Shawn Johnson ... has one brother and one sister ... cousin Ty Warren played eight seasons with the New England Patriots (2003-10) and two with the Denver Broncos (2011-12) ... born in Logan, Utah ... undecided major.

CAREER STATISTICS										
SEASON	GP-GS	CMP-ATT-INT	YDS	TD	LONG	PCT	AVG/P	AVG/G	EFFIC	
2015	9-0	27-53-0	218	3	58	50.9	4.1	24.2	104.2	
2016	12-1	12-21-1	131	1	74	52.7	6.2	10.9	115.7	
TOTAL	21-1	39-74-1	349	4	74	52.7	4.7	16.2	107.5	

CAREER HIGHS			
	NO.	OPPONENT	YEAR
Points Scored	6	at North Texas	Nov. 28, 2015
Touchdowns	1	at North Texas	Nov. 28, 2015
Rush Attempts	16	at North Texas	Nov. 28, 2015
Rush Yards	75	at North Texas	Nov. 28, 2015
Rush TDs	1	at North Texas	Nov. 28, 2015
Long Rush	21	at North Texas	Nov. 28, 2015
Pass Attempts	20	at FIU	Oct. 10, 2015
Pass Completions	10	at FIU	Oct. 10, 2015
Pass Yards	107	at FIU	Oct. 10, 2015
Pass TDs	1, 3 times	last vs. LA Tech	Nov. 21, 2015
Long Pass	74	at UTSA	Nov. 22, 2016
All-Purpose Yards	75	at North Texas	Nov. 28, 2015



#16 ALVIN JONES
LB | 5-11 | 225 | SR-3L
El Paso, Texas
(Burges HS)

2017 Athlon Sports Preseason All-C-USA Second Team
2016 All-Conference USA Second Team
2016 Dave Campbell's Preseason All-Texas Second Team
2016 ESPN Preseason All-C-USA First Team
2016 Athlon Sports Preseason All-C-USA Third Team
2015 Phil Steele's Postseason All-Conference USA Third Team
2015 All-Conference USA Honorable Mention
2014 All-C-USA Freshman Team

2016 (JUNIOR): Played in 10 contests, making eight starts and missing two games due to injury ... earned All-Conference USA second team honors after leading team in tackles with 93 (44 solo) ... ranked tied for 11th in C-USA in total tackles and ranked fourth in tackles per game (9.3) ... added 6.0 tackles for loss (28 yards), 2.5 sacks (22 yards) and a pass breakup ... led team with 72 tackles on rushing plays ... registered double-digit tackles in four contests ... has 241 career tackles (seventh most at UTEP since the 2000 season) ... has 10.5 career sacks, needing 1.5 to crack the all-time top 10 list ... has 29.5 career tackles for loss, needing 1.0 to etch name on all-time top 10 list ... opened campaign with a 12-tackle performance and a tackle for loss during a victory against rival NM State ... established career best with 16 tackles (seven solo) and connected on a pass breakup against

FIU ... total tackles against the Panthers were the most by an individual UTEP player since the 2013 season (17 tackles) ... amassed 16 more tackles (11 solo) at Rice, while chipping in with a sack against the Owls ... capped season with another 12-tackle outing, while registering a sack and 1.5 tackles for loss during a dominant victory against North Texas ... recorded nine tackles and an assisted sack against Old Dominion ... contributed with five stops and 1.5 tackles for loss in a win over Houston Baptist ... registered eight tackles at no. 11 Texas ... recorded seven stops in a 5OT victory at UTSA ... tallied eight tackles at Florida Atlantic.

2015 (SOPHOMORE): Played and started in all 12 games at Will linebacker ... led the team with 93 tackles (48s/45a), 14.5 tackles for loss (59 yards), 6.5 sacks (41 yards) and two safeties, while adding four quarterback hurries ... ranked tied for second in C-USA in tackles for loss, averaging 1.21 ... notched a spot in the UTEP record book, tying for ninth all-time for season tackles for loss ... checked in as the only underclassman to rate in the top six in the league in sacks ... registered season-best 11 tackles versus NM State, Rice, Old Dominion, LA Tech ... tallied the second-most tackles for loss in a single contest in C-USA and a career-high five tackles for loss (14 yards) with 1.5 sacks and a safety in an overtime victory over the Aggies ... part of the defensive effort that yielded a season-low 307 total yards against LA Tech, contributed 11 tackles (four solo), 1.5 tackles for loss, one quarterback hurry and a safety in the matchup ... recorded a three-sack performance for 20 yards against UTSA, tying for second most in a single game in C-USA ... posted eight stops (seven solo) at Southern Miss ... registered nine showings with five or more tackles ... led the team in tackles in seven matchups during the season ... set the most tackles for a UTEP defensive player since the 2012 campaign.

2014 (FRESHMAN): Played in all 13 games, making 12 starts ... ranked second on the defense with 55 tackles (29s/26a) and 9.0 tackles for loss (27 yards), while recording 1.5 sacks, an interception, three pass breakups and four quarterback hurries ... registered six-plus tackles during five different contests in 2014 ... tallied six stops (four solo) and two tackles for loss during first collegiate game at New Mexico ... recorded season-best seven tackles, a quarterback hurry and a pass breakup during first game in the Sun Bowl against Texas Tech ... came up with six stops and tackle for loss during a shutout win at UTSA ... registered five solo stops at Kansas State ... tallied first collegiate sack against Old Dominion and first collegiate interception against Southern Miss (14-yard return) ... recorded five tackles and 0.5 tackle for loss (four yards) against NM State ... registered two solo tackles before leaving game with injury against Middle Tennessee ... posted a fumble recovery against Utah State in the New Mexico Bowl.

2013: Redshirted.

PRIOR TO UTEP: First-team All-District 1-4A defensive back and second-team All-District 1-4A quarterback as a senior ... rushed for 950 yards on 80 carries with 20 touchdowns, while passing for 463 yards and seven scores ... helped Burges to a 10-3 record and an area playoff win ... also recorded 83 tackles, one sack, two forced fumbles and returned three punts for touchdowns ... played three years of varsity ball ... participated in the Greater El Paso All-Star Game ... won eight consecutive games after taking the signal calling reins ... played with his twin brother, Aaron ... competed on the Burges track and field team ... a member of the 1600m relay state championship team after taking the district title ... El Paso Times All-City selection in basketball, averaging 15.2 ppg.

PERSONAL: Full name is Alvin Jones, Jr. ... son of Alvin, Sr. and Vurgess Jones ... father is an army veteran and mother is an active duty member of the military ... has two brothers and one sister ... his twin brother, Aaron was a running back at UTEP ... Aaron now plays with the Green Bay Packers ... born in Savannah, Ga. ... communications major.

MEET THE MINERS

CAREER STATISTICS

SEASON	GP-GS	UT	AT	TOT	TFL	SAC	INT	FF/FR	PBU	QBH
2014	13-12	29	26	55	9.0-27	1.5-8	1-14	0/1	4	4
2015	12-12	48	45	93	14.5-59	6.5-41	0-0	0/0	0	4
2016	10-8	44	49	93	6.0-28	2.5-22	0-0	0/0	0	0
TOTALS	35-32	121	120	241	29.5-114	10.5-71	1-14	0/1	4	8

CAREER HIGHS

	NO.	OPPONENT	YEAR
Points Scored	2, 2 times	last vs. La Tech	Nov. 21, 2015
All-Purpose Yards	14, 2 times	last vs. Southern Miss	Nov. 1, 2014
Interceptions	1, 2 times	last vs. Southern Miss	Nov. 1, 2014
Long Interceptions Ret.	14, 2 times	last vs. Southern Miss	Nov. 1, 2014
Tackles	16, 2 times	last vs. Rice	Nov. 19, 2016
Sacks	3.0	vs. UTSA	Oct. 03, 2015
Tackles for Losses	5.0	at New Mexico State	Sep. 19, 2015
Pass Breakups	1, 6 times	last vs. Rice	Nov. 22, 2016
Fumbles Recovered	1	vs. Utah State	Dec. 20, 2014

JONES VS. NM STATE (2016)



#8 JOHNNY JONES
LB | 6-1 | 210 | SR-1L
Carrollton, Texas
(Jacksonville University)



2015: Redshirted.

PRIOR TO UTEP: Played linebacker at Jacksonville University for two seasons (2013 and 2014) ... played in eight games during freshman season for the Dolphins, tallying nine tackles ... recorded four solo tackles against Warner University ... registered two stops versus Stetson ... played in three games the following season ... played offense and defense at Creekview High School in 2012 ... rushed for 265 yards and a score in four games for the Mustangs ... added two receptions for 12 yards ... tallied five tackles and a pass breakup.


PERSONAL: Full name is Johnny Malcolm Jones ... son of Johnny and Sharon Jones ... has one brother and one sister ... born in Plano, Texas ... multidisciplinary studies major.

CAREER STATISTICS

SEASON	GP-GS	UT	AT	TOT	TFL	SAC	INT	FF/FR	PBU	QBH
2016	11-0	4	9	13	0-0	0-0	0-0	0/0	0	0
TOTALS	11-0	4	9	13	0-0	0-0	0-0	0/0	0	0

CAREER HIGHS

	NO.	OPPONENT	YEAR
Tackles	4	vs. Army	Sept. 17, 2016



#2 TERRY JUNIEL
WR | 5-10 | 180 | JR-1L
Surprise, Ariz.
(Glendale CC)



2017 Athlon Sports Preseason All-C-USA Second Team

2016 All-C-USA Honorable Mention

2016 Athlon Sports Preseason All-C-USA Fourth Team

2016 (SOPHOMORE): Played in all 12 games ... earned All-Conference USA honorable mention ... team's leading punt returner, tallying 203 yards on 22 returns (9.2 avg.), with a pair of long returns of 43 yards ... led C-USA in punt returns and return yards ... returned nine kickoffs for 164 yards (18.2 avg.) with a long of 26 yards ... caught nine passes for 83 yards with a long of 42 yards ... ranked fourth on team in all-purpose yards (447) and all-purpose yards per game (37.2) ... after missing the entire 2015 season, opened campaign with 104 yards on six punt returns with a long dash of 43 yards during a victory against rival NM State ... 104-yard performance is the eighth-best during a single game in program history, while it was the most since 2006 and was a single-game high in C-USA ... six returns against Aggies is tied for fifth-most during a single contest in program history ... also tallied a season-high 142 all-purpose yards versus NM State ... caught a pair of passes for 44 yards, including a season-long 42-yard grab at LA Tech ... registered season highs in kickoff returns (four) and kickoff return yards (76) at no. 11 Texas ... recorded two receptions for 12 yards against Old Dominion ... returned five punts for 49 yards with a long return of 43 yards during a victory against Houston Baptist ... took a punt 39 yards versus Old Dominion ... returned a punt 19 yards against FIU.

2015 (SOPHOMORE): Missed entire 2015 season due to a season-ending injury at camp.

PRIOR TO UTEP: Played and started in 10 games for Glendale Community College as a freshman ... led the team in receiving and returns ... registered 28 receptions for 407 yards (40.7 ypg) and three touchdowns ... on special teams notched 14 kick returns for 315 yards and 14 punt returns for 467 yards and four touchdowns ... ended the season with a career-long 67-

C-USA Commissioner's Honor Roll (2016 & 2017)

2016 (JUNIOR): Saw action in 11 contests ... tallied 13 tackles ... registered a tackle at no. 11 Texas ... recorded a season-high four stops against Army ... tallied a pair of stops in three different contests (vs. Southern Miss, at Florida Atlantic, vs. North Texas) ... connected on a tackle against Old Dominion and another tackle at Rice.

MEET THE MINERS

yard touchdown against Snow College ... saw success as a punt returner, registering three showings of 100 or more yards, including a career-best 156 yards against Pima Community College ... played varsity football for Valley Vista High School for three seasons ... compiled 113 carries for 2,028 receiving yards and 33 total touchdowns ... saw action on special teams, tallying 48 kickoff returns for 860 yards and 22 punt returns for 226 yards ... appeared in 10 games as a senior and notched five performances of 100-plus receiving yards ... had a career night in a victory over Maryvale, recording a total of 309 all-purpose yards, three touchdowns, one interception, three pass breakups, one fumble recovery and 138 total return yards ... opened the season with a career-long run of 73 yards against Willow Canyon ... posted a stellar showing against Mesa with nine catches for 199 yards, two touchdowns and a career-long 82-yard reception ... during junior campaign recorded eight showings of 100 or more all-purpose yards and two performances of over 200 yards ... named 2014 Western States Football League Special Teams Player of the Week after returning three punts for 122 yards, including an 86-yard touchdown in a win over Eastern Arizona ... garnered 2014 NJCAA All-American, All-WSFL and ACCAC first team special teams honors.

PERSONAL: Full name is Terry Juniell III ... son of Terry Juniell, Jr. and Damara Velgasquez ... has three sisters and one brother ... born in Phoenix, Ariz. ... multidisciplinary studies major.

CAREER STATISTICS							
SEASON	GP-GS	REC	YDS	AVG.	TD	LONG	AVG/GM
2016	12-0	9	83	9.2	0	42	6.9
TOTALS	12-0	9	83	9.2	0	76	6.9

CAREER HIGHS			
	NO.	OPPONENT	YEAR
Rush Attempts	1	vs. NM State	Sept. 22, 2016
Receptions	2, 3 times,	vs. LA Tech	Oct. 1, 2016
Receiving Yards	44	vs. LA Tech	Oct. 1, 2016
Long Reception	42	vs. LA Tech	Oct. 1, 2016
Total Offensive Attempts	1	vs. NM State	Sept. 3, 2016
All Purpose Yards	142	vs. NM State	Sept. 3, 2016
Punt Returns	6	vs. NM State	Sept. 3, 2016
Punt Return Yards	104	vs. NM State	Sept. 3, 2016
Long Punt Return	43, 2 times	Last vs. Houston Baptist	Nov. 5, 2016
Kick Returns	4	vs. Texas	Sept. 10, 2016
Kick Return Yards	76	vs. Texas	Sept. 10, 2016
Long Kick Return	26	vs. NM State	Sept. 3, 2016



JUNIELL VS. ARMY (2016)



**#17 DYLAN
KITTRELL**
WR | 5-11 | 190 | SR-OL
Carrollton, Texas
(Bethany CC)



2017 C-USA Commissioner's Academic Honor Roll

2016 (JUNIOR): Saw action on scout team.

PRIOR TO UTEP: Enrolled at Bethany Community College in 2013 ... played two years of varsity football at Creekview H.S. ... led the Mustangs in receptions (63), yards (650), yards per game (65.0), receiving touchdowns (nine) and total touchdowns (11) during his senior season (2012) ... caught four passes for a career-high 136 yards, a receiving touchdown and a rushing score during a victory against Timber Creek ... tallied three total touchdowns (two rec.) in a win against Chisholm Trail ... hauled in a career-best 11 catches for 74 yards and a score against Highland Park.

PERSONAL: Son of John and Kristen Kittrell ... has two brothers and two sisters ... born in Plano, Texas ... English major.



**#2 MICHAEL
LEWIS**
DB | 6-0 | 190 | SO-1L
Trinity, Texas
(Trinity HS)



2015 All-C-USA Freshman Team

2016: Redshirted.

2015 (FRESHMAN): Played in all 12 games and made eight starts at safety ... recorded 38 tackles (28 solo) and two pass breakups ... notched career highs at Southern Miss and FIU with six stops ... turned in a solid performance versus Old Dominion, posting five tackles (four solo) and a pass breakup ... part of the defensive effort that yielded a season-low 307 total yards against LA Tech, contributing four tackles ... posted six showings with four or more tackles.


PRIOR TO UTEP: Played three varsity football seasons, seeing action at multiple positions ... posted 71 completions for a total of 1,014 passing yards, 47 receptions for 618 yards, 110 tackles (86s/24a) and 26 touchdowns ... during senior campaign ran 73 times for 471 yards and nine touchdowns ... in final game of the season ran for a career-best 102 yards and one touchdown versus Crockett ... recorded seven showings of over 100 all-purpose yards ... notched a career-best 295 all-purpose yards in the win over Elkhart that included a 102-yard interception return ... posted a season-best 11 tackles and two tackles for losses in a victory over Leon ... added 39 receptions for 513 yards and four touchdowns as a senior ... had six games with 50-plus receiving yards ... was the starting quarterback for the Tigers in 2013 ... started all 11 games, tallying 68 completions for 1,004 yards and rated second on the team in rushing yards with 728 and 13 touchdowns ... saw playing time on defense, recording 30 tackles (25s/5a) and two sacks ... as a freshman played in 10 games and posted 27 tackles (16s/11a) ... a member of the varsity basketball team all four seasons.

PERSONAL: Full name is Michael Roy Lewis ... son of Gayla and Michael Lewis Sr. ... has one brother and one sister ... brother Demontrai Lewis played football at Kilgore College ... born in Huntsville, Texas ... sports medicine major.

MEET THE MINERS

CAREER STATISTICS										
SEASON	GP-GS	UT	AT	TOT	TFL	SAC	INT	FF/FR	PBU	QBH
2015	12-8	28	10	38	0	0	0	0/0	2	0
2016	--	--	--	--	--	--	--	--	--	--
TOTALS	12-8	28	10	38	0	0	0	0/0	2	0

CAREER HIGHS			
	NO.	OPPONENT	YEAR
Tackles	6, 2 times	last at Old Dominion	Nov. 14, 2015
Pass Breakups	1, 2 times	last at Old Dominion	Nov. 14, 2015



**#56 SKY
LOGAN**
DL | 6-1 | 285 | SR-2L
Natchez, Miss.
(Hinds CC)



C-USA Commissioner's Honor Roll (2016 & 2017)

2016 (JUNIOR): Played in all 12 games, starting the last four contests at the defensive end position ... registered 34 tackles (12 solo), 2.5 tackles for loss (six yards), 0.5 sack, a fumble recovery and three pass breakups ... tied career best with six tackles against FIU, while adding 1.5 tackles for loss against the Panthers ... tallied four stops and 0.5 tackle for loss during a 5OT win at UTSA ... registered four tackles against Old Dominion ... recorded four more stops and a shared sack in a victory against Houston Baptist ... accounted for a pair of tackles and returned a fumble 27 yards at Rice ... recorded two tackles during a triumph over North Texas ... registered three stops at Florida Atlantic ... opened the season with a pair of tackles in a win against rival NM State ... tallied two tackles at no. 11 Texas.

2015 (SOPHOMORE): Played in 10 games and made eight starts at defensive tackle ... registered 29 tackles (17 solo), five tackles for loss (25 yards), three sacks (23 yards), one fumble forced and one pass breakup ... recorded a career-best six tackles (three solo) and added an assisted tackle for loss in the Miners' victory over FAU ... tallied five stops (four solo), two tackles for loss and a sack (10 yards) versus UTSA ... posted tackles in nine games.

PRIOR TO UTEP: Played the first two games of sophomore season for Hinds Community College before suffering a season-ending injury ... tallied eight tackles, an assisted sack and 1.5 tackles for losses ... during freshman campaign played in 10 games and registered 34 tackles, two interceptions and 1.5 sacks ... led the Eagles to a 7-3 overall record in 2013 ... part of the defensive unit that ranked 20th nationally in sacks (29) and 27th in interceptions (13)... played high school football for Trinity Episcopal and recorded 91 tackles and three fumbles recovered ... invited to play in the Class AA South All-Star game as a senior ... lettered in football, baseball and basketball in high school ... garnered MAIS District 5-AA Defensive MVP and All-District first team honors as a senior ... named to the 2012 All-MAIS first team, 2012 MAIS District 5-AA All-District basketball team, 2013 MAIS District 5-AA All-District baseball first team and 2013 Natchez Democrat All-Metro baseball team.

PERSONAL: Full name is Donovan Skylar Logan ... son of Carolyn and Preston Logan ... born in Natchez, Miss. ... has two brothers and two sisters ... cousin Nook Logan played four years in the MLB with the Detroit Tigers (2004-05) and Washington Nationals (2006-07) ... aunt Katie Davis graduated from UTEP ... pre-business major.

CAREER STATISTICS										
SEASON	GP-GS	UT	AT	TOT	TFL	SAC	INT	FF/FR	PBU	QBH
2015	10-8	17	12	29	5.0-25	3-23	0-0	1/0	1	0
2016	12-4	12	22	34	7.5-31	.5-2	0-0	0/1	0	0
TOTALS	22-12	29	34	63	12.5-56	3.5-25	0-0	1/1	1	0

CAREER HIGHS			
	NO.	OPPONENT	YEAR
Tackles	6, 2 times	last vs. FIU	Oct. 8, 2016
Sacks	1.0, 3 times	last vs. Rice	Nov. 6, 2015
Tackles for Loss	2.0	vs. UTSA	Oct. 3, 2015
Fumbles Forced	1	at North Texas	Nov. 28, 2015
Pass Breakups	2	vs. Southern Miss	Sept. 24, 2016



**#77 GREG
LONG**
OL | 6-4 | 305 | SO-1L
El Paso, Texas
(Eastwood HS)



2016 All-C-USA Freshman Team

2016 (FRESHMAN): Played in nine games, starting four as a true freshman ... named to Conference USA All-Freshman team ... saw first game action against Army and made first career start against Southern Miss at the right guard position ... made switch to left tackle, getting starts at LA Tech, against FIU and at UTSA ... efforts on offensive line helped Miners average 185.5 rushing yards per game and score 20 rushing touchdowns, while efforts aided Aaron Jones to rush for a single-season program-record 1,773 yards ... the offensive line yielded 22 sacks (1.83 per game), ranking in the top half of C-USA ... closed the campaign with a season-high 555 yards of total offense, while rushing for a season-best 384 yards (most since 1983) and four scores during a season-finale victory against North Texas ... produced 323 yards rushing against Houston Baptist and followed with 237 rushing yards at Florida Atlantic.

PRIOR TO UTEP: Played two years of varsity football on the offensive and defensive line ... named All-City Offense first team ... earned All-District 1-6A first team honors ... efforts on offensive line helped Eastwood tally 2,038 rushing yards on 288 carries (7.1 avg.) with 16 touchdowns, while the quarterbacks passed for 2,430 yards, 29 touchdowns and only seven interceptions on 238 attempts ... recorded 12 (8s/4a) tackles during his career, with a tackle for loss and a quarterback hurry ... played in the El Paso All-Star game.

PERSONAL: Greg Long is the son of Diana and Greg Long ... has one sister and two brothers ... born in El Paso, Texas ... criminal justice major.



MEET THE MINERS



#3 DANTE LOVILOTTE
LB | 5-11 | 225 | SR-1L
Port Arthur, Texas
(Kilgore College)



2016 (JUNIOR): Started all 12 contests ... ranked second on the team with 89 tackles (38 solo) ... ranked no. 15 in Conference USA in tackles and tackles per game (7.4) ... ranked second on squad in tackles for loss (6.5) ... added 0.5 sack, three pass breakups, four quarterback hurries (tied for second on team) and a forced fumble ... 62 tackles on rushing plays ranked second on the team, while 23 stops on passing plays rated third ... registered double-digit tackles in three contests ... recorded four tackles, 0.5 tackles for loss, two quarterback hurries and a pass breakup in first action as a Miner during a victory over rival NM State ... followed with 10 tackles, while tallying a tackle for loss and a forced fumble at no. 11 Texas ... established career-high 11 tackles against Army ... tallied 10 stops, 1.0 tackles for loss and a shared sack against Old Dominion ... put up eight tackles and 0.5 tackle for loss during a victory against Houston Baptist ... recorded seven stops, 1.5 tackles for loss and a pass breakup during a 5OT win at UTSA ... registered nine stops and a hurry at Rice ... capped season with a seven-tackle performance and added a breakup during a dominant victory against North Texas.

PRIOR TO UTEP: Played in 11 games at Kilgore College in 2015 ... led squad with 95 tackles (59 solo) ... averaged 8.6 tackles per game ... added 4.0 sacks (37 yards), three interceptions (one for a pick six), four breakups, a forced fumble and two fumble recoveries ... tallied a season-high 16 stops (12 solo) against Tyler Junior College ... returned an interception 50 yards for a score during a 24-21 win against Trinity Valley C.C. ... amassed 15 tackles (nine solo) with a sack (16 yards) and an interception during a win at Navarro College ... registered 10 tackles and 2.0 sacks during a victory at Northeastern Oklahoma A&M College ... tallied 23 tackles in 10 games during freshman season (2014) ... named second team All-District 21-5A at the ILB position at Port Arthur Memorial during senior season (2013).

PERSONAL: Full name is Dante Ray Lovillette ... son of Eric Lovillette and Delina Jones ... has three brothers ... born in Port Arthur, Texas ... kinesiology major.

CAREER STATISTICS

SEASON	GP-GS	UT	AT	TOT	TFL	SAC	INT	FF/FR	PBU	QBH
2016	12-12	28	51	89	6.5-18	0.5-7	0-0	1/0	3	4
TOTALS	12-12	38	51	89	6.5-18	0.5-7	0-0	1/0	3	4

CAREER HIGHS

	NO.	OPPONENT	YEAR
Tackles	11	vs. Army	Sept. 17, 2016
Sacks	0.5	vs. Old Dominion	Oct. 29, 2016
Tackles for Losses	1.5	at UTSA	Oct. 22, 2016
Fumbles Forced	1	at Texas	Sept. 10, 2016
Pass Breakups	1, 3 times	last vs. North Texas	Nov. 26, 2016



LOVILOTTE VS. TEXAS (2016)



#69 MARKOS LUJAN
OL | 6-3 | 325 | SO-0L
El Paso, Texas
(Americas HS)



2016 (FRESHMAN): Saw playing time against North Texas.

2015: Redshirted.

PRIOR TO UTEP: Three-year varsity football player for Americas High School ... played guard on the offensive line, helping the Trail Blazers rush for 2,586 yards on 469 carries (5.5 avg.) and 24 touchdowns ... named 2014 All-District 1-6A first team, 2014 All-City first team and Preseason All-City first team ... two Americas players rushed for over 1,000 yards each and combined for 24 scores ... the team averaged 235.1 rushing yards per game and 156.6 passing yards per contest ... the Trail Blazers gained 242 rushing yards and four touchdowns in a victory over Montwood ... Americas rushed for 264 yards and four touchdowns, while passing for 230 yards and two scores during a win over Coronado ... member of the East Side All-Star team.

PERSONAL: Full name is Markos Saul Lujan ... son of Denise and Saul Lujan ... has one brother and one sister ... cousins Robert Gonzalez, and Gus and Luis Chaves graduated from UTEP ... born in El Paso, Texas ... civil engineering major.

MEET THE MINERS



#46 ALAN LUNA
K/P | 6-0 | 190 | SR-2L
El Paso, Texas
(Baker University)



- 2017 Athlon Sports Preseason All-C-USA Fourth Team**
- 2016 All-C-USA Honorable Mention**
- 2016 Athlon Sports Preseason All-C-USA Second Team**
- 2016 Dave Campbell's Preseason All-Texas First Team**
- C-USA Commissioner's Honor Roll (2016 & 2017)**
- 2015 Conference USA Honorable Mention**
- 2015 Ray Guy Watch List**

2016 (JUNIOR): Played in all 12 games ... earned a All-Conference USA honorable mention ... team's leading punter, booting 62 punts for 2,542 yards (41.0 avg.) ... tallied 15 punts inside the 20-yard line and nine punts of 50-plus yards, including a career-long 69-yard boot ... ranks ninth on the program's all-time list in career punt yards (5,427) and career punts (127) ... season average ranked fifth in Conference USA, while yards ranked seventh ... averaged a career-high 51.0 yards, registering six punts for 306 yards and a long of 69 against Southern Miss ... tied career-best by placing three punts inside the 20-yard line, with two inside the 10-yard line at LA Tech ... averaged 42.0 yards on four punts (168 yards) against the Bulldogs ... registered second-best single-game average (50.0) on four punts (200 yards) against Old Dominion ... named as 2016 Ray Guy Award nominee after performance against the Monarchs ... tallied a career high in punts (10) and yards (376) at no. 11 Texas ... recorded six punts for 278 yards (46.3 avg.) with a pair of kicks of 50-plus yards during a 5OT victory at UTSA.

2015 (SOPHOMORE): Started in all 12 games ... averaged 44.4 yards per punt (2,885 yards) on 65 boots ... tallied 21 punts of 50-plus yards and 15 punts inside the 20-yard line ... ranked tied for second in Conference USA and tied for 16th nationally in punting average ... earned All-Conference USA honorable mention ... 44.4 -yard average ranked sixth-best during a single season in program history ... registered season highs in punt attempts (eight) and yards (375) at FIU ... registered a season-long 61-yard boot at Old Dominion, while averaging 47.3 yards on six punts against the Monarchs ... recorded a season-high 48.2 average on four boots during a victory over Rice ... averaged 46.9 yards per punt on seven kicks against UTSA ... registered two punts inside the 20-yard line in five games...of the 10 inside the 20-yard line, nine were downed inside the 10-yard line.

PRIOR TO UTEP: Suited up for Baker University during the 2013 campaign ... starting kicker at Franklin High School in 2012 ... played in all 12 games during a 10-2 season in 2012 ... made 2-of-2 field goals, including a long of 26 yards ... connected on 54-of-63 PATs ... recorded 60 total points ... tallied 2,948 yards on 59 kickoffs (50.0 avg.) and 11 touchbacks ... punted seven times for 231 yards (33.0avg.), including a long of 46 yards ... registered two tackles ... connected on seven PATs during a win over Socorro ... perfect 6-for-6 on PATs during a win against Andress ... went 5-for-5 on PATs and connected on a 24-yard field goal during a victory over Mayfield ... nailed a career-best 26-yard field goal and kicked four PATs during a win versus Coronado ... successful on six PATs against Eastwood and another six versus El Dorado in back-to-back contests.

PERSONAL: Son of Guillermo Luna and Luz Yanez ... has one brother ... born in El Paso, Texas ... international business major.

CAREER STATISTICS					
SEASON	GP-GS	NO.	YARDS	LONG	AVG.
2015	12-0	65	2885	61	44.4
2016	12-0	62	2542	69	41.0
TOTALS	24-0	127	5427	69	85.4

CAREER HIGHS			
	NO.	OPPONENT	YEAR
Punt Attempts	10	at. Texas	Sept. 10, 2016
Punt Yards	376	at. Texas	Sept. 10, 2016
Longest Punt	69	vs. Southern Miss	Sept. 24, 2016



LUNA VS. SOUTHERN MISS (2016)



#12 RYAN METZ
QB | 6-3 | 210 | JR-2L
El Paso, Texas
(Andress HS)



C-USA Commissioner's Honor Roll (2017, 2016 & 2015)

CAREER NOTES: Ryan Metz was one of 45 national collegiate quarterbacks, and the first UTEP quarterback, to be invited to the 2017 Manning Passing Academy supervised by the Manning Family (Archie, Cooper, Peyton, Eli) ... the camp was a four-day event that started on June 22 at Nicholls State University in which over 125 prep, college and professional coaches, counselors and staff members were involved.

2016 (SOPHOMORE): Played in 11 contests, starting seven ... team's leading signal caller, tallying 1,375 yards on 130-of-201 passing with 14 touchdowns and four interceptions ... 64.7 completion percentage ranked third in Conference USA, while it's the program's second-best single-season performance ... 14 passing scores were most for a UTEP quarterback since 2010 ... 141.14 passing efficiency rating was the program's fifth-best single-season performance, while it ranked sixth in C-USA ... received first start of season at LA Tech, throwing for a season-high 215 yards on 20-of-28 passing and a touchdown ... named one of eight Manning Award Stars of the Week after tying career-high with a trio of touchdown passes during a 5OT victory at UTSA; threw for 211 yards (15-of-23) against the Roadrunners ... tied career best with three more touchdown tosses on 16-of-21 passing (191 yards) during a win against Houston Baptist ... threw for 171 yards on 12-of-17 passing with two scores, including a career-long 72-yard touchdown pass during a season-finale dominant victory against North Texas; added 43 yards rushing with a career-long dash of 42 yards versus the Mean Green ... tallied a pair of touchdown throws at Florida Atlantic and two more at Rice.

MEET THE MINERS

2015 (FRESHMAN): Played in eight games, starting five ... threw for 900 yards on 82-of-140 passing (58.6 percent), six touchdowns and seven interceptions ... ran for 130 yards and a touchdown ... came on in relief at rival NM State, leading the Miners to a come-from-behind overtime victory ... threw for 218 yards on 15-of-19 passing (78.9 percent), three passing scores including the game-winning touchdown toss, and an eight-yard rushing score that tied the contest with 42 seconds left against the Aggies ... started first collegiate game against Incarnate Word, leading the Miners to victory with a team season-high 275 yards on 20-of-29 passing (69 percent) and a pair of scores, including a season-long pass of 57 yards; also led the team with 46 rushing yards ... threw a touchdown against UTSA ... first collegiate action came at Arkansas during the season opener, passing for 19 yards on a 3-for-3 day ... threw for 26 yards on 4-of-5 passing during a season-ending victory at North Texas.

2014: Redshirted.

PRIOR TO UTEP: Three-year varsity starter at Andress High School ... named an All-District 1-4A first-team selection ... tabbed All-City by the El Paso Times ... connected on 160-of-267 passes for 2,615 yards and 21 TDs in 2012 ... also registered 385 yards on 70 carries and reached the end zone five times on the ground ... named to the 1-4A All-Academic team in 2012 while ranking third in his class ... was second-team All-District his junior campaign and honorable mention as a sophomore ... track district champion in the 400m in 2011, reaching the regional finals ... received the Presidential Award for Excellence and was a member of the National Honor Society ... had a 100.1 GPA and was ranked fourth in his class.

PERSONAL: Son of Matthew and Misty Metz ... grandfather is Leon Metz, famous El Paso historian ... civil engineering major.

CAREER STATISTICS

SEASON	GP-GS	CMP-ATT-INT	YDS	TD	LONG	PCT	AVG/P	AVG/G	EFFC
2015	8-5	82-140-7	900	6	57	58.6	6.4	112.5	116.7
2016	11-7	130-201-4	1375	14	72	64.7	6.8	125.0	141.1
TOTAL	19-12	212-341-11	2275	20	72	62.2	6.7	119.7	131.1

CAREER HIGHS

	NO.	OPPONENT	YEAR
Points Scored	6	at NM State	Sept. 19, 2015
Touchdowns	1	at NM State	Sept. 19, 2015
Rush Attempts	8, 2 times	last vs. UTSA	Oct. 3, 2015
Rush Yards	46	vs. Incarnate Word	Sept. 26, 2015
Rush TD's	1	at NM State	Sept. 19, 2015
Long Rush	42	vs. North Texas	Nov. 26, 2016
Pass Attempts	49	vs. UTSA	Oct. 3, 2015
Pass Completions	23	vs. UTSA	Oct. 3, 2015
Pass Yards	275	vs. Incarnate Word	Sept. 26, 2015
Pass TD's	3, 3 times	last vs. Houston Baptist	Sept. 5, 2016
Had Intercepted	4	vs. UTSA	Oct. 3, 2015
Longest Pass	72	vs. North Texas	Nov. 26, 2016
Total Offense Attempts	57	vs. UTSA	Oct. 3, 2015
Total Offense Yards	321	vs. Incarnate Word	Sept. 26, 2015
All-Purpose Yards	46	vs. Incarnate Word	Sept. 26, 2015



METZ VS. LA TECH (2016)



#25 JONATHAN MILLAN
RB | 5-9 | 210 | FR-RS
El Paso, Texas
(Coronado HS)



2017 C-USA Commissioner's Academic Honor Roll

2016: Redshirted.

PRIOR TO UTEP: Played varsity football at Coronado High School for two years ... Earned second team All-City his senior season ... Played in 10 games during the 2015 season, racking up 1,017 yards and 12 TDs on 211 carries ... also played varsity baseball for two years ... named to the All-City second team during his senior year as a pitcher and third baseman.

PERSONAL: Full name is Jonathan Millan ... son of John and Yanette Millan ... has three brothers and one sister ... older brother John plays professional basketball in Mexico ... born in El Paso, Texas ... business major.



#33 LAWRENCE MONTEGUT
LB | 6-2 | 230 | SR-3L
La Marque, Texas
(La Marque HS)



2016 (JUNIOR): Played in all 12 games ... recorded 24 tackles (12 solo) ... added 1.5 tackles for loss (five yards), 0.5 sack, a fumble recovery, two quarterback hurries and a blocked kick ... ranked tied for second on team with five special teams tackles ... opened campaign by setting career high with five tackles and notched a quarterback hurry during a win over rival NM State ... matched career best with five more tackles and chipped in with a tackle for loss at no. 11 Texas ... tallied three stops and a hurry against Southern Miss ... registered two stops during a win over Houston Baptist ... recorded a tackle and fumble recovery at Florida Atlantic ... recorded two stops at Rice and two more during a dominant triumph against North Texas.

2015 (SOPHOMORE): Played in 11 games on defense and special teams ... notched 12 stops (eight solo), three tackles for loss (21 yards), two sacks (20 yards), one forced fumble and a pass breakup ... recorded a season-best three solo tackles versus Texas Tech ... posted first sack of the season for 12 yards against Old Dominion ... registered tackles versus Arkansas, Incarnate Word, FAU, Southern Miss, Old Dominion, LA Tech, North Texas and Texas Tech.

2014 (FRESHMAN): Saw action in three games as a true freshman ... registered quarterback hurry against Southern Miss.

PRIOR TO UTEP: Three-year varsity starter at La Marque High School ... had a huge senior season ... honors included 24-3A District Defensive MVP, second-team All-Greater Houston (Houston Chronicle) and second-team All-State (Padilla poll) ... registered 59 tackles, 10 sacks, 11 tackles for loss, five quarterback hurries, two forced fumbles and three fumble recoveries in 2012 ... two of the recoveries were returned for touchdowns ... was a first-team All-District 24-4A member as a junior ... good all-around athlete who also played basketball and was on the track & field team ... quality student who sported the highest GPA for all varsity student-athletes at his school and was a first-team All-Academic selection as a senior.

PERSONAL: Son of Demetra and Lawrence Sr. ... kinesiology major.

MEET THE MINERS

CAREER STATISTICS										
SEASON	GP-GS	UT	AT	TOT	TFL	SAC	INT	FF/FR	PBU	QFB
2014	3-0	0	0	0	0.0-0	0-0	0-0	0/0	0	1
2015	11-0	8	4	12	3.0-21	2-20	0-0	1/0	1	0
2016	12-0	12	12	24	1.5-5	.5-4	0-0	0/1	0	2
TOTALS	26-0	20	16	36	4.5-26	2.5-24	0-0	1/1	1	3

CAREER HIGHS			
	NO.	OPPONENT	YEAR
Tackles	5, 2 times	last at Texas	Sept. 10, 2016
Sacks	1.0, 2 times	last at North Texas	Nov. 28, 2015
Tackles for Loss	1.0, 4 times	last at Texas	Sept. 10, 2016
Fumbles Forced	1	at North Texas	Nov. 28, 2015
Fumbles Recovered	1	at FAU	Nov. 12, 2016
Pass Breakups	1	at North Texas	Nov. 28, 2015
Blocked Kick	1	at Rice	Nov. 19, 2016



#11 JEAN-ANDRE MOORE
WR | 5-11 | 190 | SR-0L
Aloha, Ore.
(Cabrillo College)

C-USA Commissioner's Honor Roll (2016 & 2017)

2016: Saw action on scout team.

2015: Redshirted.

PRIOR TO UTEP: Has two years of eligibility after transferring from Cabrillo College ... totaled 45 receptions for 717 yards and 10 touchdowns during two seasons with the Seahawks ... hauled in 30 passes for 456 yards and eight scores in eight games during freshman year (2013) ... earned All-Coast Conference honorable mention in his freshman season ... played two years of varsity football on offense and defense at Aloha High School (Beaverton, Ore.) ... caught 17 passes for 379 yards and three touchdowns during senior campaign ... added 71 yards rushing on eight carries (8.9 avg.) and a score ... on defense chipped in with 14 tackles, two interceptions, four pass breakups, a fumble recovery and blocked a punt ... during junior season caught three touchdowns on offense ... totaled 35 tackles, an interception and four pass breakups.

PERSONAL: Full name is Jean-Andre Leo Benjamin Thadius Alexander Ambrose Moore ... son of Mary Kroll ... has two brothers and two sisters ... sister Anna-Marie played softball at Incarnate Word ... born in Portland, Ore. ... commercial music major.



#6 BRANDON MOSS
WR | 6-3 | 190 | SR-3L
El Paso, Texas
(Chapin HS)

2016 (SENIOR): Started season as a defensive back, before moving back to wide receiver position ... played in 11 contests ... recovered a blocked punt for first career touchdown during a season-finale victory against North Texas ... registered three tackles during the season ... drew a passing interference call on a deep throw that helped lead to a touchdown during a 5OT win at UTSA.

2015 (JUNIOR): Made the switch from wide receiver to defensive back.

@UTEPFB

2014 (SOPHOMORE): Participated in nine games ... rushed for six yards on one carry against rival NM State ... led team to New Mexico Bowl, its first since 2010.

2013 (FRESHMAN): Participated in four games at the punter position ... tallied 238 yards on six punts (39.7 average) ... kicked two punts for 96 yards, including a season-best 51-yard boot, during a win at rival NM State ... recorded 73 yards on two punts at Colorado State.

2012: Redshirted.

PRIOR TO UTEP: Starter for Chapin High School in El Paso ... tabbed the 2011 El Paso Times All-City Performer of the Year ... other 2011 honors included first team All-District 4-A at the wide receiver position and was named honorable mention All-State by the Texas Associated Press Sports Editors ... the Huskies finished 9-3 overall, winning the district championship ... registered 52 receptions for 1,004 yards and 10 scores as a senior ... state finalist in the triple jump.

PERSONAL: Parents are Maurice and Kenya Drake ... has one brother and two sisters ... born in Long Beach, Calif. ... marketing major.

CAREER STATISTICS							
SEASON	GP-GS	RUSH	YDS	AVG.	TD	LONG	AVG/GM
2013	4-0	0	0	0.0	0	0	0.0
2014	9-0	1	6	6.0	0	6	0.7
TOTALS	13-0	1	6	6.0	0	6	0.5

CAREER HIGHS			
	NO.	OPPONENT	YEAR
Rush Attempts	1	vs. NM State	Sept. 13, 2014
Rush Yards	6	vs. NM State	Sept. 13, 2014
Long Rush	6	vs. NM State	Sept. 13, 2014
All-Purpose Yards	6	vs. NM State	Sept. 13, 2014
Total Offense Yards	6	vs. NM State	Sept. 13, 2014
Punt Attempts	2, 2 times	last at Colorado State	Sept. 28, 2013
Punt Yards	96	at NM State	Sept. 14, 2013
Longest Punt	51	at NM State	Sept. 14, 2013



#81 STERLING NAPIER
TE | 6-4 | 260 | SR-3L
Rio Rancho, N.M.
(Cleveland HS)

2015 C-USA Commissioner's Honor Roll

2016 (JUNIOR): Played in all 12 games ... registered two receptions for eight yards and a touchdown ... used in multiple blocking schemes as efforts helped Aaron Jones rush for a program single-season record 1,773 yards ... team averaged 185.5 yards rushing and scored 20 rushing touchdowns ... hauled in first career touchdown on a four-yard catch at Florida Atlantic ... recorded a four-yard reception against Southern Miss.

2015 (SOPHOMORE): Played in 11 contests, including making first collegiate start at Arkansas during the season opener ... caught one pass for two yards during a victory against Florida Atlantic ... used as a blocking tight end, helping the Miners gain a season-high 542 yards during a come-from-behind overtime victory at rival NM State ... UTEP rushed for a season-high 269 yards and three scores against the Aggies.

MEET THE MINERS

2014 (FRESHMAN): Played in all 13 games as a true freshman on special teams and on offense.

PRIOR TO UTEP: Four-year starter at Cleveland High School (Rio Rancho, N.M.) ... played tight end and defensive end for the Storm ... caught 43 passes for 682 yards (15.9 avg.) and three touchdowns ... tallied 31 tackles (four solo), 6.5 tackles for loss and two sacks ... helped No. 3 ranked Storm to an 11-2 record in 2013 ... registered a season-high 172 yards receiving on seven catches and a touchdown in a 38-14 win over Volcano Vista High School ... caught a season-high eight passes for 106 yards during a 41-21 win over Clovis High School ... hauled in six passes for 110 yards and a score in a 52-12 victory over Hobbs High School ... a two-star recruit on Rivals.com and ranked fifth on New Mexico Top Recruits List ... was a two-time All-District 1-5A first team honoree ... was named 2013 District Player of the Year, 2013 Albuquerque Football Coaches Association's All-Metro first team and 2011 All-District honorable mention ... part of 2011 state championship squad ... also played on the basketball squad at Cleveland HS ... graduated in December 2013 and began working out with the Miners during the spring of 2014.

PERSONAL: Son of Mike and Cindy Napier ... criminal justice major.

CAREER STATISTICS							
SEASON	GP-GS	REC	YDS	AVG.	TD	LONG	AVG/GM
2014	13-0	0	0	0	0	0	0.0
2015	11-0	1	2	2.0	0	2	0.2
2016	12-0	2	8	4.0	1	4	0.7
TOTALS	36-0	3	10	3.3	1	4	0.3

CAREER HIGHS			
	NO.	OPPONENT	YEAR
Points Scored	6	at FAU	Nov. 12, 2016
Touchdowns	1	at FAU	Nov. 12, 2016
Receptions	1, 3 times	last at FAU	Nov. 12, 2016
Receiving Yards	4, 2 times	last at FAU	Nov. 12, 2016
Long Reception	4, 2 times	last at FAU	Nov. 12, 2016
All-Purpose Yards	4, 2 times	last at FAU	Nov. 12, 2016



NAPIER VS. SOUTHERN MISS (2016)



**#5 NIK
NEEDHAM**
DB | 6-0 | 200 | JR-2L
Buena Park, Calif.
(Buena Park HS)



2016 (SOPHOMORE): Started all 12 contests ... ranked fifth on team with 54 tackles (28 solo) ... led team with 11 pass breakups (tied for eighth-most during a single season with two other Miners) ... added 2.0 tackles for loss ... led team with 32 tackles on passing plays ... commenced campaign by breaking up a career-high three passes (tied for third most in school history in a single game) and tallying three tackles in a victory over rival NM State ... established career high with nine tackles during a 5OT win at UTSA ... recorded eight tackles, a tackle for loss and a breakup at LA Tech ... tallied five stops and two breakups versus FIU ... registered eight tackles at Florida Atlantic ... capped campaign with an eight-tackle, two-pass breakup performance during a dominant triumph over North Texas.

2015 (FRESHMAN): Played in 11 games and started in seven ... registered 38 tackles (25s/13a), two tackles for loss, an interception, six pass breakups, one blocked kick and a shared sack ... recorded season-best six solo tackles versus Texas Tech ... posted six stops, one tackle for loss, a shared sack and a pass breakup in overtime victory over NM State ... registered first career interception in first conference win of the season against FAU ... tallied five stops versus LA Tech ... had seven performances with three or more tackles ... caught a punt return against Arkansas and Rice.

2014: Redshirted.

PRIOR TO UTEP: 2013 first team All-Freeway League honoree ... helped Coyotes post an 8-3 overall record (4-1 league record) ... played defensive back and wide receiver during 2013 season ... hauled in 39 passes for 877 yards (22.5 avg.) and five touchdowns ... averaged 87.7 yards per game ... tallied 38 tackles (31s/7a), three tackles for loss, two interceptions and .5 sack ... named player of the game in a 47-15 victory over Westminster High School after he caught four passes for 85 yards and a score, also ran for a 55-yard touchdown ... on defense, notched two tackles and an interception in the same matchup ... pulled in seven receptions for 125 yards and a touchdown during a 34-16 win over Troy High School ... recorded a season-high 180 yards on six catches and a score versus La Habra High School ... a two-star recruit on Scout.com and ranked 74th cornerback in the nation on 247sports.com ... was named the 2013 Scholar Athlete.

PERSONAL: Full name is Nikolas James Needham ... son of Steve Calhoun and Shannon Needham ... is an only child ... born in Long Beach, Calif. ... pre-business major.

CAREER STATISTICS										
SEASON	GP-GS	UT	AT	TOT	TFL	SAC	INT	FF/FR	PBU	QBH
2015	11-7	25	13	38	2.0-9	0.5-4	1-27	0/0	5	0
2016	12-12	28	26	54	2.0-3	0.0-0	0-0	0/0	11	0
TOTALS	23-19	53	39	92	4.0-12	0.5-4	1-27	0/0	16	0

CAREER HIGHS			
	NO.	OPPONENT	YEAR
All-Purpose Yards	27	vs. FAU	Oct. 24, 2015
Punt Returns	1	at Arkansas	Sept. 5, 2015
Punt Return Yards	7	vs. Rice	Nov. 6, 2015
Long Punt Return	7	vs. Rice	Nov. 6, 2015
Interceptions	1	vs. FAU	Oct. 24, 2015
Long Int. Return	27	vs. FAU	Oct. 24, 2015
Tackles	9	at UTSA	Oct. 22, 2016
Sacks	0.5	at NM State	Sept. 19, 2015
Tackles for Loss	1.0, 2 times	last at NM State	Sept. 19, 2015
Pass Breakups	3	vs. NM State	Sept. 3, 2016
Blocked Kicks	1	vs. Incarnate Word	Sept. 26, 2015

MEET THE MINERS



#97 JOSH ORTEGA
DL | 6-2 | 285 | FR-HS
 El Paso, Texas
 (Montwood HS)



PRIOR TO UTEP: Played on the varsity squad for three seasons at Montwood ... accumulated a career-high 40 tackles (11 solo) during senior season in eight games with the Rams ... added 4.0 sacks, two passes defended, a forced fumble, a fumble recovery and four hurries ... opened senior campaign with four tackles and three quarterback hurries during a victory against Las Cruces ... registered a season-high nine tackles against Amarillo ... recorded a sack and six tackles during a one-point victory against Americas ... tallied seven tackles (three solo), a sack and a pass defended in a win over Eastwood ... overall, tallied 94 tackles (50 solo), 8.0 sacks, 6.0 tackles for loss and seven hurries during career ... during junior season, recorded a career-high 13 tackles, including eight solo stops against Americas ... named to All-District 1-6A first team defense ... name to El Paso Times All-City first team defense ... played in the 24th Annual Greater El Paso Football Showcase All-Star Football Game in the Sun Bowl.

PERSONAL: Full name is Joshua Noel Ortega ... son of Monica Ortega ... born in El Paso, Texas ... member of Peer Assistance Leadership (PALs) in high school ... kinesiology major.



#6 DYLAN PARSEE
LB | 6-2 | 210 | SO-1L
 San Angelo, Texas
 (San Angelo Central HS)



2016 (FRESHMAN): Played in 10 contests ... tallied three tackles (one solo) ... saw first collegiate action at no. 11 Texas ... registered a season-high two tackles against Army ... recorded a solo stop at Florida Atlantic.

PRIOR TO UTEP: Played three seasons of varsity football, seeing action as a defensive end, linebacker and punt returner ... registered a total of 112 tackles (69s/43a), 11 tackles for loss, eight sacks, five punt returns, one interception and one forced fumble in last two seasons with the Bobcats ... during senior campaign led the Bobcats to a 11-2 finish, notching 68 stops (47s/21a), eight tackles for loss, eight sacks, an interception, a fumble recovery and a forced fumble ... finished campaign ranking first in sacks and fourth in tackles in 6A Region I District 3 ... recorded a career-best 13 tackles (8s/5a), a forced fumble and two sacks in a victory over Midland Lee ... guided the team to a 59-27 win over Midland, posting seven tackles, five tackles for loss, a career-best four sacks and an interception (37 yards) ... opened the season with a 42-0 victory against Del Rio, tallying 10 stops (four solo) ... recorded eight performances with five or more tackles ... during junior campaign tallied 44 stops (22 solo) and three tackles for loss ... helped the squad finish the season 12-2 ... posted a season-best nine tackles (four solo) in 49-21 victory over Midland Lee ... recorded six performances with five or more tackles ... secured six stops and a tackle for loss in playoff victory over Bowie ... named to 2015 All-West Texas Super team and a two-time 3-6A All-District first team honoree.

PERSONAL: Full name is Dylan Jerome Parsee ... son of Jerome Parsee and Dameeka Brown ... uncle, Don, played football at Rice ... born in San Angelo, Texas ... kinesiology major.

CAREER STATISTICS										
SEASON	GP-GS	UT	AT	TOT	TFL	SAC	INT	FF/FR	PBU	QBH
2016	10-0	1	2	3	0-0	0.0-0	0-0	0/0	0	1
TOTALS	10-0	1	2	3	0-0	0.0-0	0-0	0/0	0	1

CAREER HIGHS			
	NO.	OPPONENT	YEAR
Tackles	2	vs. ARMY	Sept. 17, 2016



#41 ELIJAH PERALES
DB | 5-9 | 190 | JR-OL
 El Paso, Texas
 (Chapin HS)



2017 C-USA Commissioner's Academic Honor Roll

2016: Saw action on scout team.

PRIOR TO UTEP: Played two seasons of varsity football and saw action in 20 games ... during senior campaign notched 99 tackles (43s/56a), eight tackles for loss, seven sacks and seven quarterback hurries ... tallied 10 showings with eight or more stops ... posted a career-high 12 tackles in 49-14 win over El Paso ... as a junior recorded 50 stops (24s/26a), four sacks and one forced fumble ... set a season-best 10 tackles in final game of the season versus El Paso and added two sacks and a tackle for loss.

PERSONAL: Full name is Elijah Vasquez Perales ... son of Hector and Alma Joy Perales ... has one brother ... grandpa Guillermo Vasquez played football at UTEP ... grandpa and mother, and relatives Belinda Vasquez and Arturo Perales are UTEP graduates ... born in El Paso, Texas ... kinesiology major.



#23 TK POWELL
RB | 5-11 | 190 | SO-1L
 Fort Worth, Texas
 (Chisum HS)



2016: Redshirted.

2015 (FRESHMAN): The walk-on played in the last three games of the season ... ran for 134 yards on 21 carries (6.4 avg.) ... saw first collegiate action at Old Dominion, rushing for four yards on one carry ... breakout game came against Conference USA power LA Tech, rushing for 124 yards on 16 attempts (7.8 avg.) and a long rush of 37 yards ... one of two Miners to gain over 100 yards on the ground during a single game in 2015 ... gained six yards during a season finale victory at North Texas.

PRIOR TO UTEP: During senior season at Saginaw Chisholm Trail, ran for 520 yards on 95 carries (5.5 avg.) and scored eight touchdowns rushing ... added 34 receptions for 295 yards and a score ... led Rangers in total touchdowns (nine) ... scored four rushing touchdowns during a win against Fort Worth Western Hills ... rushed for 69 yards against Denton ... scored a touchdown on a 25-yard run against Wichita Falls ... ran for 51 yards on seven carries and found the end zone on a 14-yard run against Saginaw HS ... rushed for a score against Saginaw Boswell during the season finale.

MEET THE MINERS

CAREER STATISTICS

SEASON	GP-GS	REC	YDS	AVG.	TD	LONG	AVG/GM
2015	3-0	21	134	6.4	0	37	44.7
TOTALS	3-0	21	134	6.4	0	37	44.7

CAREER HIGHS

	NO.	OPPONENT	YEAR
Rush Attempts	16	vs. LA Tech	Nov. 21, 2015
Rush Yards	124	vs. LA Tech	Nov. 21, 2015
Long Rush	37	vs. LA Tech	Nov. 21, 2015
All-Purpose Yards	124	vs. LA Tech	Nov. 21, 2015



#44 ROBERT PUFHAL
FB | 5-11 | 275 | SO-OL
 Westlake Village, Calif.
 (Oaks Christian HS)

C-USA Commissioner's Honor Roll (2016 & 2017)

2016 (FRESHMAN): Saw playing time against North Texas.

2015: Redshirted.

PRIOR TO UTEP: Played two years on the varsity squad at Oaks Christian High School ... played three different positions for the Lions (OG, C, NG) ... efforts helped Lion quarterbacks throw for 1,931 yards and 20 touchdowns ... helped pave the way for Lion rushers to gain 1,394 yards and 22 touchdowns ... Oaks Christian rushed for 296 yards and four scores during a win against Moorpark ... Oaks Christian passed for 305 yards and four touchdowns, and rushed for 234 yards on 29 carries (8.1 avg.) and four scores during a victory versus Birmingham (CA).

PERSONAL: Father Robert Sr. played for UTEP as a teammate of Sean Kugler on the 10-win 1988 squad.



#50 JIMMY QUEMADO
DL | 5-11 | 250 | SO-OL
 Honolulu, Hawaii
 (St. Louis HS)

2017 C-USA Commissioner's Academic Honor Roll

PRIOR TO UTEP: Played three varsity seasons (2013, 2014, 2015) on the defensive line at St. Louis High School in Honolulu, Hawai'i ... the Crusaders posted a 9-2 overall record and a 5-1 league mark during senior season, while winning a pair of playoff contests.

PERSONAL: Full name is Jimmy M. Quemado Jr. ... son of Jimmy Quemado Sr. and Rachel Betancourt ... has one brother and two sisters ... born in Honolulu, Hawaii.



#10 WARREN REDIX
WR | 5-10 | 175 | JR-2L
 El Paso, Texas
 (Montwood HS)

2015 All-C-USA Freshman Team

2016 (SOPHOMORE): Played in all 12 contests, making six starts ... tied for third on team with three touchdown receptions ... caught 12 passes for 84 yards ... opened campaign with a three-yard scoring reception during a win against rival NM State ... hauled in game-winning six-yard touchdown reception during 5OT victory at UTSA ... registered an 11-yard touchdown catch at Rice ... recorded a season-high 17 yards on two receptions against FIU ... tallied a 13-yard catch against Old Dominion.

2015 (FRESHMAN): Played in 11 contests, seeing action at wide receiver, tailback, punt returner and kickoff returner ... tallied 202 yards on 29 receptions and a touchdown ... rushed for 136 yards on 23 carries (5.9 avg.) ... returned three kickoffs for 57 yards and four punts for 24 yards ... earned spot on Conference USA All-Freshman team ... posted season highs in attempts (10) and rushing yards (52) at FIU ... registered a season-best 75 yards on four receptions and season-long 17-yard punt return at Old Dominion ... recorded a season-high five receptions for 19 yards during a win against Florida Atlantic ... helped lead UTEP to victory at North Texas, registering first collegiate touchdown on a season-high 32-yard reception that gave the Miners the lead with seven minutes remaining in the contest ... caught three passes for 42 yards and had a season-long run of 27 yards against the Mean Green ... returned a season-long 29-yard kickoff return against LA Tech.

PRIOR TO UTEP: Played and started three seasons on the varsity team for the Rams ... earned back-to-back All-District 1-5A Overall MVP honors ... registered 2,679 yards on 184 receptions (14.56 average) and 34 total touchdowns ... during senior campaign, compiled 751 rushing yards on 63 carries and added 39 tackles (28s/11a) ... couldn't be stopped as a sophomore, scoring four touchdowns and catching nine passes for 171 yards to lead Montwood to a 52-35 victory over Hanks ... posted a career-long reception of 76 yards, collecting 127 yards on 10 receptions against Americas ... had four showings with 100 or more receiving yards during the 2013 season ... was named to the 2013 *El Paso Times*' Preseason All-City first team, 2013 All-District first team and 2013 All-City first team ... as a junior he tallied 857 yards (13.82 average) on 62 receptions and five touchdowns (8 total TDs) ... guided the team to a 8-3 overall record in 2012 and set a career performance of 208 yards on 12 catches (17.33 average) versus Americas ... garnered 2012 All-District first team honors ... in 2011, tallied 1,071 yards on 59 receptions (18.15 average) and 15 touchdowns (24 total TDs) ... the athlete executed five showings of 100 or more receiving yards as a sophomore ... added 16 punt returns for 437 yards in his first year with the Rams ... competed in the El Paso Football Showcase All-Star game.

PERSONAL: Son of Warren and Arcy.

MEET THE MINERS

CAREER STATISTICS

SEASON	GP-GS	REC	YDS	AVG.	TD	LONG	AVG/GM
2015	11-0	29	202	7.0	1	32	18.4
2016	12-6	12	84	7.0	3	13	7.0
TOTALS	23-6	41	286	7.0	4	32	12.4

CAREER HIGHS

	NO.	OPPONENT	YEAR
Points Scored	6, 4 times	last at Rice	Nov. 19, 2016
Touchdowns	1, 4 times	last at Rice	Nov. 19, 2016
Rush Attempts	10	at FIU	Oct. 10, 2015
Rush Yards	52	at FIU	Oct. 10, 2015
Long Rush	27	at North Texas	Nov. 28, 2015
Receptions	5	vs. FAU	Oct. 24, 2015
Receiving Yards	75	at Old Dominion	Nov. 14, 2015
Long Reception	32	at North Texas	Nov. 28, 2015
Punt Returns	3	at Old Dominion	Nov. 14, 2015
Punt Return Yards	22	at Old Dominion	Nov. 14, 2015
Long Punt Return	17	at Old Dominion	Nov. 14, 2015
Kick Returns	2	at Old Dominion	Nov. 14, 2015
Long Kick Return	19	vs. LA Tech	Nov. 21, 2015



REDIX VS. NM STATE (2016)



#99 CHRIS RICHARDSON

DL | 6-3 | 300 | SO-1L
Oak Hills, Calif.
(Oak Hills HS)



2016 All-C-USA Freshman Team

2016 (FRESHMAN): Played in all 12 games, starting the final two contests ... named to Conference USA All-Freshman team after registering 21 tackles (four solo) and a pass breakup ... tallied first career tackles (three) against Army ... recorded career-high four stops during a win against Houston Baptist ... registered three stops against Southern Miss and three more with a pass breakup at LA Tech ... notched three stops during a dominant win against North Texas.

2015: Redshirted.

PRIOR TO UTEP: Played three seasons on the varsity squad at Oak Hills High School ... played on both offensive and defensive lines ... efforts helped the Bulldogs to a 10-3 record and 5-0 league mark ... compiled 42 tackles with 11.5 sacks, a forced fumble and five quarterback hurries ... opened senior campaign with seven tackles and 2.0 sacks against Highland ... tallied a

@UTEPFB

sack and tied a season-high with seven tackles during a win against Apple Valley ... registered four stops and 1.5 sacks during a first round playoff win over Cathedral City ... efforts on the offensive line paved the way for Oak Hills rushers to gain 2,929 yards on 396 attempts (7.4 avg.) and 38 scores.

PERSONAL: Full name is Chris Edward Richardson Jr....son of Chris, Sr. and Tamika Richardson...has two sisters...born in Los Angeles, Calif....undeclared major.

CAREER STATISTICS

SEASON	GP-GS	UT	AT	TOT	TFL	SAC	INT	FF/FR	PBU	QBH
2016	12-2	4	17	21	0-0	0.0-0	0-0	0/0	1	0
TOTALS	12-2	4	17	21	0-0	0.0-0	0-0	0/0	1	0

CAREER HIGHS

	NO.	OPPONENT	YEAR
Tackles	4	vs. HBU	Nov. 5, 2016
Pass Breakups	1	at LA Tech	Oct. 1, 2016



#87 JORGE RODRIGUEZ

TE | 6-1 | 230 | SO-OL
El Paso, Texas
(Montwood HS)



C-USA Commissioner's Honor Roll (2016 & 2017)

2016 (FRESHMAN): Saw playing time against North Texas.

PRIOR TO UTEP: Played in 10 regular season games during senior campaign ... tallied a total of 77 tackles (5.4 solo avg.) and averaged 7.7 tackles per game ... posted a season-best 17 tackles against Permian ... registered a forced fumble and four quarterback hurries in a victory over Socorro ... was named to the 2012 Texas Class 5A All-District Football defensive first team.

PERSONAL: Jorge Rodriguez is the son of Jose Rodriguez and Laura Valles ... has one brother and two sisters ... born in El Paso, Texas ... kinesiology major.



#23 JUSTIN ROGERS

DB | 5-11 | 190 | SO-1L
Los Angeles, Calif.
(Los Angeles HS)



2016 All-C-USA Freshman Team

2016 (FRESHMAN): Saw action in 11 contests, making four consecutive starts (Oct. 1-Oct. 29) ... earned Conference USA All-Freshman team honors after posting 17 tackles (10 solo) and ranking second on team with seven breakups ... added an interception, a forced fumble, fumble recovery and a quarterback hurry ... saw first collegiate action at no. 11 Texas ... tallied first career tackle against Army ... set career high with three tackles, while adding a forced fumble, fumble recovery and first career pass breakup against Southern Miss ... registered three tackles, an interception with a return of 27 yards and a breakup against FIU ... recorded a career-best two pass breakups and chipped in with a pair of tackles at LA Tech ... recorded three stops and a breakup against Old Dominion ... notched quarterback hurry during victory against Houston Baptist ... registered a breakup during a dominant victory against North Texas.

MEET THE MINERS

PRIOR TO UTEP: Played two seasons of varsity football, seeing action at cornerback and wide receiver ... on defense registered 96 tackles (61s/35a), six interceptions (55 yards) and 10 pass breakups ... offensively posted 2,587 yards on 90 receptions (28.7 avg.) and 25 touchdowns ... also had 313 yards on 30 carries for six scores, including a career-long 90-yard sprint, while tallying 3,060 all-purpose yards ... during senior campaign notched 69 tackles (50 solo), 10 pass breakups and three interceptions (15 yards) ... reeled in 49 catches for 1,596 yards (32.6 average) and ran for 313 yards on 30 carries ... notched a career-high 12 stops (eight solo), while adding one interception, two receptions for 90 yards (career-long 45 yards) and three carries for 30 yards in a 42-7 victory over Jefferson ... produced a career-best 305 all-purpose yards, totaling 230 yards on five carries for three touchdowns and registered 75 yards rushing on two carries and a score in a 57-0 sweep against Chavez ... also notched career longs versus the Eagles, 90-yard receiving and a 50-yard run ... produced 12 showings of 100-plus yards and two for over 200 yards ... posted 197 yards on seven receptions for three touchdowns, five stops and a two-point conversion versus Bell ... rambled for 192 all-purpose yards (22 rushing, 135 receiving and 35 kick returning) and a touchdown in victory over Dorsey ... as a junior recorded 41 receptions for 991 yards (24.2 avg.) and seven touchdowns, while adding 27 stops (11s/16a) and three interceptions ... broke out in a win over Rancho Dominguez, hauling in nine catches for 229 yards (including a season-long 52-yard reception) and a pair of scores, a kick return for 55 yards and a season-best nine tackles ... tallied a team-best four receptions for 114 yards and a touchdown versus Village Christian ... led the team to its first 2014 CIF Los Angeles City Section Championship in 49 years, posting six catches for 103 yards against Monroe ... was named to 2015 All-City offensive team and 2014 All-City defensive team.


PERSONAL: Full name is Justin H. Rogers ... son of Jeff Rogers, Sr., and Anesa M. Hayes ... has two brothers ... older brother, Patrick Austin, is the football recruiting coordinator at Mississippi State ... born in Gardena, Calif. ... computer science major.

CAREER STATISTICS

SEASON	GP-GS	UT	AT	TOT	TFL	SAC	INT	FF/FR	PBU	QBH
2016	11-4	10	7	17	0-0	0-0-0	1-26	1/1	7	1
TOTALS	11-4	10	7	17	0-0	0-0-0	1-26	1/1	7	1

CAREER HIGHS

	NO.	OPPONENT	YEAR
Tackles	3, 3 times	last vs. FIU	Oct. 8, 2016
All-purpose yards	26	vs. FIU	Oct. 8, 2016
Interceptions	1	vs. FIU	Oct. 8, 2016
Interception Return	26	vs. FIU	Oct. 8, 2016
Fumbles Forced	1	vs. Southern Miss	Sept. 24, 2016
Fumbles Recovered	1	vs. Southern Miss	Sept. 24, 2016
Pass Breakups	2	at LA Tech	Oct. 1, 2016



#21 EDDIE SINEGAL
WR | 6-1 | 170 | SO-1L
El Paso, Texas
(Andress HS)

2016 (FRESHMAN): Saw action in all 12 games, making six starts ... ranked third on team in receptions (29) and receiving yards (338) ... ran for 44 yards on two carries ... added 66 yards on four kickoff returns ... registered team's only 100-yard receiving performance, setting career bests in receptions (six) and receiving yards (102) at LA Tech ... against FIU, tallied 49 yards on four receptions and set career highs in longest rushing play (42), longest kickoff return (39) and all-purpose yards (146) ... made first career start at UTSA and tallied 21 yards on two catches, including a 15-yard first down catch that led to a touchdown during a 5OT win ... added

a six-yard reception on a 3rd-and-5 play, which also led to a touchdown against the Roadrunners ... recorded second-most receiving yards (53) on four receptions during a victory against Houston Baptist.

PRIOR TO UTEP: Started three seasons on the varsity squad for Andress High School ... racked up 2,560 yards on 122 receptions (20.9 average) with 26 receiving touchdowns (29 total TDs) ... during senior season hauled in 52 passes for 1,086 yards (20.9 average) and nine scores (11 total TDs) ... helped Eagles earn spot in the Class 4-A playoffs ... named to 2013 District 1-4A first team and All-City first team ... caught a two-point conversion and returned a kickoff 60 yards that set up a one-yard touchdown run by teammate Ruben Portillo in the Greater El Paso Football Showcase All-Star game for the West Side team ... tallied career bests during junior season with 63 catches for 1,288 yards (20.4 average) and 13 touchdown (14 total TDs) ... garnered El Paso Times Player of the Week after catching five passes for 189 yards and four scores, including a 61-yard punt return to the end zone during a 55-6 win over Jefferson ... named to 2012 District 1-4A first team and All-City first team ... tabbed El Paso Area Players of the Week after catching seven passes for 85 yards and a score in a 41-15 win over Austin High School ... versatile athlete who excelled on the hardwood ... played four years on the varsity basketball squad ... named to All-City first team in 2012 and 2013... scored 14 points (6-of-10 shooting) in a win over Rio Grande ... scored 15 points (5-of-6 shooting) during a 68-43 victory over El Paso High School ... earned First Team All-District in 2013 and All-District Honorable Mention in 2012.


PERSONAL: Son of Eddie Sr. and Sibrena.

CAREER STATISTICS

SEASON	GP-GS	REC	YDS	AVG.	TD	LONG	AVG/GM
2016	12-6	29	338	11.7	0	32	28.2
TOTALS	12-6	29	338	11.7	0	32	28.2

CAREER HIGHS

	NO.	OPPONENT	YEAR
Rush Attempts	1, 2 times	last vs. FIU	Oct. 8, 2016
Rush Yards	42	vs. FIU	Oct. 8, 2016
Long Rush	42	vs. FIU	Oct. 8, 2016
Receptions	6	at LA Tech	Oct. 1, 2016
Receiving Yards	102	at LA Tech	Oct. 1, 2016
Long Reception	32	at LA Tech	Oct. 1, 2016
All-purpose yards	146	vs. FIU	Oct. 8, 2016
Kick Returns	3	vs. FIU	Oct. 8, 2016
Long Kick Return	39	vs. FIU	Oct. 8, 2016



#55 MIKE SOTA
DL | 6-5 | 285 | JR-1L
Placentia, Calif.
(Valencia HS)

2016 (SOPHOMORE): Played in all 12 games, making nine starts ... ranked seventh on team with 47 tackles (12 solo) ... added 2.5 tackles for loss, a pass breakup and two quarterback hurries ... made first collegiate start and registered a tackle during a win over rival NM State ... established career high by tallying nine tackles against Southern Miss ... registered seven tackles against Army and seven more at Florida Atlantic ... recorded four tackles and a tackle for loss during a 5OT win at UTSA ... tallied five tackles and 0.5 tackle for loss against FIU ... recorded a pair of stops with a quarterback hurry and a breakup during a dominant victory against North Texas.

MEET THE MINERS

2015 (FRESHMAN): Played in the Miners' season opener against Arkansas.

2014: Redshirted.

PRIOR TO UTEP: Tallied 69 tackles (50s/19a), 13 tackles for loss, six sacks (37 yards for loss), six quarterback hurries and six pass breakups as a senior at Valencia HS ... tallied 13 tackles (11s/2a), four tackles for loss and a sack against Yorba Linda ... recorded two sacks and eight tackles (5s/3a) versus Villa Park ... had nine solo stops, three tackles for loss, two sacks and one quarterback hurry during a 41-3 victory over Cypress ... named All-CIF Central Division defensive team ... two-star recruit on Scout.com ... during junior season recorded 43 stops (21s/22a), four tackles for loss, two sacks, seven quarterback hurries, four pass breakups and one fumble recovery ... had 11 tackles (6s/5a) and one quarterback hurry in a 14-7 win over El Dorado ... tallied five tackles, one tackle for loss and one sack in a 24-13 win over Kennedy ... recorded seven tackles (five solo), one sack and one quarterback hurry in a 31-13 win over Sonora ... named Empire League Lineman of the Year.

PERSONAL: Son of Mike and Roxanne ... criminal justice major.

CAREER STATISTICS										
SEASON	GP-GS	UT	AT	TOT	TFL	SAC	INT	FF/FR	PBU	QBH
2016	12-9	12	35	47	2.5-4	0.0-0	0-0	0/0	1	2
TOTALS	12-9	12	35	47	2.5-4	0.0-0	0-0	0/0	1	2

CAREER HIGHS			
	NO.	OPPONENT	YEAR
Tackles	9	vs. Southern Miss	Sept. 24, 2016
Tackles for loss	1, 2 times	last at FAU	Nov. 12, 2016
Pass Breakups	1	vs. North Texas	Nov. 26, 2016



#58 TANNER STALLINGS
OL | 6-1 | 300 | SR-1L
Sterling, Kan.
(Hutchinson HS)

2016 (JUNIOR): Started final seven contests at the center position ... efforts on offensive line helped Miners average 185.5 rushing yards per game and score 20 rushing touchdowns, while aiding Aaron Jones to rush for a single-season program-record 1,773 yards ... the offensive line yielded 22 sacks (1.83 per game), ranking in the top half of Conference USA ... closed campaign with a season-high 555 yards of total offense, while rushing for a season-best 384 yards (most since 1983) and four scores during a season-finale victory against North Texas ... produced 323 yards rushing against Houston Baptist and followed with 237 rushing yards at Florida Atlantic.

PRIOR TO UTEP: Played in nine games during the 2015 season ... garnered NJCAA Offensive Player of the Week and Jayhawk Conference Offensive Player of the Week honors for leading the Blue Dragons to a 49-14 victory over Garden City ... part of the offensive unit that paved the way for 493 rushing yards and seven rushing touchdowns against Garden State ... the Blue Dragons ranked fourth in NJCAA in rushing yards (2,693) and fifth in rushing touchdowns (32) ... rushing offense totaled seven 200-plus yard games, including three 300-plus yard games during the season ... named to the 2015 KJCCC Football All-Conference second team ... the unit concluded the season ranking first in the conference in rushing yards per game (257.6), yards per rush (5.5) and rushing first downs (81) ... played in six games as a freshman ... helped the Blue Dragons secure the 2014 Jayhawk Conference title and guided the team to a 52-7 victory

over Hudson Valley in the Salt City Bowl ... the team concluded the season ranked second in rushing attempts (583), third in rushing yards (3,289) and rushing first downs (145) and fourth in rushing touchdowns (38) ... the rushing offense notched 10 games with 200-plus yards and six with 300-plus yards ... played three seasons of varsity football as a defensive and offensive tackle for Sterling High School ... as a senior the offensive unit posted six showings of 200-plus yards on the ground, including a 428-yard performance against Ellinwood ... named 2013 Capital-Journal All-Class honorable mention ... garnered 2014 Hutchinson News Academic honors with a 3.85 GPA.

PERSONAL: Full name is Tanner Colyn Stallings ... son of Richard and Sharon Stallings ... has one sister ... father played football at Long Beach CC, Long Beach State and Sterling College ... mother played soccer and softball at Sterling College ... born in Atchison, Kansas ... multidisciplinary studies major.



#15 TIANO TIALAVEA
DL | 6-3 | 315 | FR-RS
Seattle, Wash.
(O'Dea HS)

2016: Redshirted.

PRIOR TO UTEP: Played in three regular season games during senior campaign ... posted a season-best nine tackles versus Lakes ... registered five stops and a forced fumble in win over Roosevelt ... also notched tackles in victory over Lakeside ... played in the Blue-Grey All-American Bowl game, leading the West to a 21-14 victory with eight tackles, six tackles for loss and a sack ... during junior season, recorded 25 tackles, 3.5 sacks, two forced fumbles and two fumble recoveries ... currently holds a 3.28 GPA.

PERSONAL: Full name is Tiano Gasca Tialavea ... son of Lucky Tialavea and Kamin Gasca-Tialavea ... has one brother ... cousin DJ. Tialavea is a tight end with the Atlanta Falcons ... born in Renton, Wash. ... kinesiology major.



#3 MARK TORREZ
QB | 6-0 | 185 | FR-RS
El Paso, Texas
(Eastwood HS)

PRIOR TO UTEP: Played on the varsity squad all four years at Eastwood ... put up staggering numbers in 12 games during senior season ... led district in passing yards (3,837) and touchdowns passes (41) on 277-of-389 passing (71.2 percent) and only nine interceptions ... averaged 319.8 passing yards per contest ... ranked fifth in district with 1,026 yards rushing on 117 attempts (8.8 avg.) and 15 rushing scores ... ranked sixth in the state of Texas in touchdown passes, second in passing yards and third in completions ... chipped in with a pair of receiving scores in 2015 ... helped surge the Troopers to a 9-3 overall record ... threw for a career-high 545 yards on 33-of-50 passing with four scores during a 6A bi-district playoff win against Frenship ... 545 yards ranked tied for 27th all-time during a single game in Texas state football history ... added 149 yards rushing and three touchdowns against Frenship ... threw seven touchdowns on 14-of-18 passing (263 yards) in a 61-14 triumph against Socorro ... rushed for 227 yards and a pair of scores in a win over Franklin ... passed for 449 yards (32-of-40) and five touchdowns in a victory over Canutillo ... passed for 312 yards and ran for another 154 yards, while accounting for five touchdowns (two

MEET THE MINERS

pass, three rush) during a 62-35 win over El Dorado ... accounted for all six touchdowns (two rush, four pass) during a 42-28 win against Franklin ... named District 1-6A Offensive MVP, while being named all-district first team offense and racked up nine Player of the Week awards ... played in the 24th Annual Greater El Paso Football Showcase All-Star Football Game in the Sun Bowl.

PERSONAL: Full name is Mark Torrez Jr. ... son of Mark, Sr. and Yvette Torrez ... has one sister ... born in El Paso, Texas ... kinesiology major.



**#88 AUGIE
TOURIS**
TE | 6-4 | 250 | JR-OL
Buffalo, N.Y.
(Canisius HS)



2016 (SOPHOMORE): Saw action in three contests (at no. 11 Texas, vs. Houston Baptist & vs. North Texas).

2015 (FRESHMAN): Played in game versus North Texas.

2014: Redshirted.

PRIOR TO UTEP: Played tight end and defensive end during senior season for Canisius HS ... tallied three tackles (two tackles for loss) during the Crusaders' 41-7 victory over St. Joseph's Collegiate Institute in 2013 Monsignor Martin championship game at Ralph Wilson Stadium (Orchard Park, N.Y.) ... caught two passes for 23 yards during final season, including a seven-yard touchdown in a 41-0 win over Cardinal O'Hara ... blocked two punts during the 2013 season ... guided the team to a fourth-place finish at State in 2013 with a 9-2 overall record ... a two-star recruit on Rivals.com ... first-team All-Catholic selection and All-WNY league All-Star first-team defense honoree ... in 2012 led the team to a 11-0 finish, tying for the State title ... competed in the New York/New Jersey All-Star game and the 2014 All-WNY All-Star game.

PERSONAL: Son of Lambros and Suzanne ... communications major.



**#20 SIONE
TUPOU**
LB | 5-11 | 230 | FR-RS
Allen, Texas
(Allen HS)



2017 C-USA Commissioner's Academic Honor Roll

2016: Redshirted.

PRIOR TO UTEP: Member of the Allen Eagles that went 14-1, made it to the semifinals in the UIL 6A State Championships and ended the season ranked 16th nationally by MaxPreps ... played in an outlandish 545 plays during the 2015 season for the Eagles ... during senior campaign racked up 42 tackles (35 solo and seven assisted), eight tackles for loss, five sacks, 10 quarterback hurries and five forced fumbles ... recorded a season-high four tackles in six different games ... collected four tackles (two solo), one sack and three quarterback hurries in the UIL 6A playoffs quarterfinal victory against Denton Ryan ... notched four unassisted tackles, two tackles for loss and one sack in a shutout triumph over Flower Mound ... in a 65-0 win over Plano jarred out two forced fumbles, along with three quarterback hurries and three stops ... recorded four tackles and a tackle for loss

in each game versus Denton Guyer and McKinney Boyd ... posted four tackles in three of the five playoff games for Allen ... as a junior compiled 72 tackles (50s/22a), four sacks, three tackles for losses and three forced fumbles ... recorded 25 stops during Allen's playoff run to a state title ... had a career-high 12 tackles in the 2014 season opener against Denton Guyer ... followed that performance up with 10 stops, one sack and a forced fumble against McKinney Boyd ... named to 2015 All-District first team and 2014 All-District 6-6A second team ... was selected to the 2016 Polynesian All-American Bowl.

PERSONAL: Sione Tupou is the son of Taufa and Maxine Tupou ... has one sister and three brothers ... born in Sacramento, Calif. ... kinesiology major.



**#9 JAYSON
VANHOOK**
LB | 6-2 | 210 | SO-1L
Perris, Calif.
(Citrus Hill HS)



2016 All-C-USA Freshman Team

2016 (FRESHMAN): Played in all 12 games, making nine starts ... earned Conference USA All-Freshman team honors after tallying 36 tackles (17 solo), 5.5 tackles for loss (18 yards) and a sack ... tallied first collegiate tackles (two) during a win against rival NM State ... recorded seven stops and tallied first career sack at no. 11 Texas ... made first collegiate start against Army, registering two tackles ... established career high by recording eight tackles and notching 1.5 tackles for loss against FIU ... registered a trio of tackles and a tackle for loss during a 5OT victory at UTSA ... tallied four stops against Southern Miss.

2015: Redshirted.

PRIOR TO UTEP: Played and started 13 games for the Hawks in 2014, amassing 105 tackles (62s/43a), eight tackles for losses, six sacks, one forced fumble and one blocked field goal ... led the team in quarterback hurries with 13 ... recorded a career-high 17 tackles in a victory over Hemet ... had three showings of 10 or more tackles including a performance of 10 tackles, two sacks and a fumble returned for a touchdown against Norco ... as a junior saw action in eight games and tallied 28 tackles (11s/17a), seven tackles for losses, four pass breakups, one forced fumble and a team-best two sacks ... registered a season-best eight tackles in a win against Beaumont ... a 2013 U100 NUC Combine Invite ... 2014 All-CIF first team honoree, 2014 All-Area honorable mention and 2014 Mountain Pass League second team.

PERSONAL: Full name is Jayson Bryant VanHook ... son of Cheryl and Stephen VanHook ... has one brother, Stephen, who plays football at Fresno State ... born in Riverside, Calif. ... criminal justice major.

CAREER STATISTICS

SEASON	GP-GS	UT	AT	TOT	TFL	SAC	INT	FF/FR	PBU	QBH
2016	12-9	17	19	36	5.5-18	1.0-2	0-0	0/0	0	0
TOTALS	12-9	17	19	36	5.5-18	1.0-2	0-0	0/0	0	0

CAREER HIGHS

	NO.	OPPONENT	YEAR
Tackles	8	vs. FIU	Oct 8, 2016
Sacks	1.0	at Texas	Sept. 10, 2016
Tackles for loss	1.5, 2 times	last vs. FIU	Oct 8, 2016

MEET THE MINERS



VANHOOK VS. LA TECH (2016)



**#4 QUADRAIZ
WADLEY**
RB | 6-0 | 180 | SO-1L
Kennedale, Texas
(Kennedale HS)



2016 (FRESHMAN): Saw action in 10 contests as a true freshman ... ranked second on the team in rushing yards (168) and rushing attempts (47) ... rushed for 36 yards on 10 carries, including a season long rush of 29 yards ... ran for 35 yards on five carries with a long of 11 yards against Southern Miss ... tallied 35 rushing yards against Houston Baptist ... registered 24 yards on five attempts versus North Texas.

PRIOR TO UTEP: Played two seasons on the varsity squad at Kennedale ... rushed for 2,511 yards on 224 carries (11.2 avg.) and 45 touchdowns in 13 games during senior campaign ... returned nine kickoffs for 319 yards (35.4 avg.) and a score ... registered 10 games of 100-plus rushing yards, including four 200-plus yard games and a pair of 380-plus yard contests ... ranked sixth in the state of Texas in rushing yards, third in rushing scores and fourth in total touchdowns ... efforts led Wildcats to a 12-1 overall record (5-0 district mark), including a pair of playoff wins ... opened senior campaign with a season-high 389-yard performance on 30 attempts (13.0 avg.) and five scores during a victory against Crowley ... rambled for 385 yards on 24 carries (16.0 avg.) and six scores during a victory over Carter ... tallied a season-high seven rushing scores on 238 yards (7.7 avg.) in a win against Alvarado ... tallied 41 rushing yards and a 75-yard kickoff return for a touchdown during an opening round playoff victory against Carter ... ran for 243 yards on 12 attempts (20.3 avg.) and a trio of touchdowns in triumph over Gainesville ... averaged 21.9 yards per carry (197 yards on nine attempts) and found pay dirt four times in a win against Lake Worth ... averaged a season-high 24.0 yards per carry (96 yards), while scoring four times on four attempts during a victory over Diamond Hill-Jarvis ... concluded senior campaign with 220 yards on 30 carries (7.3 avg.) and three scores in the third round of the 4A Division I playoffs versus Argyle ... played three games on the varsity team during junior season, tallying 82 yards on six carries (13.7 avg.) and a pair of scores ... named Texas' 4A Offensive Player of the Year, while being named to the Associated Press Class 4A All-State football first team ... a three-star recruit on scout.com.

PERSONAL: Full name is Quadraiz Shuntrell Wadley ... son of Manny Higgins and Melinda Woods ... has three brothers and two sisters ... born in Palestine, Texas ... criminal justice major.

CAREER STATISTICS

SEASON	GP-GS	ATT.	YDS	AVG.	TD	LONG	AVG/GM
2016	10-0	47	168	3.6	0	29	16.8
TOTALS	10-0	47	168	3.6	0	29	16.8

CAREER HIGHS

	NO.	OPPONENT	YEAR
Rush Attempts	11	vs. HBU	Nov. 5, 2016
Rush Yards	36	vs. NM State	Sept. 3, 2016
Long Rush	29	vs. NM State	Sept. 3, 2016
Total offense attempts	11	vs. HBU	Nov. 5, 2016
Total offense yards	36	vs. NM State	Sept. 3, 2016
All-purpose yards	36	vs. NM State	Sept. 3, 2016



**#57 BARRON
WORTHAM JR.**
LB | 5-11 | 220 | FR-RS
Arlington, Texas
(The Oakridge School)



2016: Redshirted.

PRIOR TO UTEP: Played in 22 games during four-year career at Oakridge High School ... compiled 89 stops (45 solo, 44 assisted) including six tackles for loss ... hounded opposing offensive lines by racking up 3.5 sacks ... recorded an interception as a junior.

PERSONAL: Full name is Barron Michael Wortham Jr. ... son of Barron and Caledra Wortham...has one brother and one sister...father Barron played linebacker for UTEP (1990-93) and was chosen by the Houston Oilers in the 1994 NFL Draft...born in Fort Worth, Texas...graphic design major.

NEWCOMERS



**#22 RONALD
AWATT**
RB | 5-11 | 200 | FR-HS
Wolfforth, Texas
(Frenship HS)

HIGH SCHOOL: Played three seasons of varsity football ... compiled 1,722 rushing yards on 277 carries, 1,865 all-purpose yards and 12 total touchdowns in last two seasons at Frenship ... during senior campaign, totaled 1,525 all-purpose yards and nine touchdowns ... led the district in rushing with 1,382 yards ... helped Tigers conclude the season 7-4 and 3-1 in league play ... was the team's leading rusher in eight games ... finished season running for a career-long 82 yards, posting a career-best 242 all-purpose yards in win over Amarillo ... finished game versus Sandies tallying 169 yards on the ground on 21 attempts and a touchdown, and added one reception for a career-long 73 yards and a score ... amassed 172 yards rushing and found the end zone twice, including a 45-yard run in victory over El Dorado ... hit 163 rushing yards and 75 receiving yards, for a total of 238 all-purpose yards in game versus Clovis ... rambled for 234 rushing yards on 29 carries and a score in win over Coronado ... ran for 131 yards on 28 attempts against Odessa ... tallied eight 100-plus yard games and three 200-plus yard games ... saw the field four times as a junior ... racked up 340 rushing yards on 43 carries and three touchdowns ... ran for a season-best 191 yards on 22 attempts and posted two scores in win over Cooper ... opened season with 12 carries for 118 yards in 59-7 victory against Burges ... named 2015 6A All-District 2 Offensive Player of the Year, 2015 6A All-State honorable mention, 2014 All-District 2-6A first team and 2013 4-4A All-District second team ... a two-star recruit on rivals.com.

PERSONAL: Full name is Ronald Francis Awatt ... son of Margaret Awatt ... has two sisters ... born in Nigeria ... civil engineering major.



**#73 BOBBY
DEHARO**
OL | 6-4 | 295 | FR-HS
El Paso, Texas
(Montwood HS)

HIGH SCHOOL: Played three years of varsity football on the offensive line at Montwood ... played on a little on the defensive line for the Rams ... Montwood quarterbacks averaged 255.3 yards per game, while ball carriers averaged 133.4 yards per contest ... overall averaged 388.8 yards of total offense ... Rams rushing attack gained a season-high 253 yards on 34 attempts (7.4 avg.), while the passing attack registered 325 yards on 12 completions during a 28-14 win over Midland ... in consecutive weeks, the Rams passed for 300-plus yards - 365 yards on 25 completions versus Eastwood and a season-high 366 on 14 completions against Socorro ... Montwood also rushed for 220 yards on 26 carries (8.5 avg.) and a pair of scores against Socorro ... all-district the last three years, including being named All-District 1-6A first team offense in 2015 ... named to El Paso Times All-City first team offense for a second consecutive year ... played at the offensive tackle position in the 24th Annual Greater El Paso Football Showcase All-Star Football Game in the Sun Bowl.

PERSONAL: Full name is Bobby Deharo III ... son of Robert Deharo Jr. and Maribel Ramirez ... has one brother and three sisters ... born in El Paso, Texas ... mechanical engineering major.



**#16 ALEX
FERNANDES**
QB | 6-3 | 200 | FR-HS
Austin, Texas
(Vandegrift HS)

HIGH SCHOOL: Played three seasons of varsity football at Vandegrift High School ... in 2016, threw for 11 scores and 1,559 yards on 132-of-248 passing ... rushed for 299 yards and three touchdowns, while tallying an 11-yard scoring reception as a senior ... 247sports.com 3-star athlete ... named District 25-6A second team offense following senior campaign ... threw for a season-high 235 yards on 13-of-19 passing with a season-best three touchdowns during a 55-0 victory over Lehman ... during junior season, set career bests in touchdown passes (37), yards (2,924), completion percentage (62.2), completions (176) and attempts (283) ... named District 25-5A first team offense following junior campaign ... registered career highs in passing yards (351) and touchdown throws (six) in a 63-55 victory against Vista Ridge ... during career, threw for 53 touchdowns and 4,814 yards on 331-of-573 passing ... rushed for 410 yards and six scores during three-year career.

PERSONAL: Full name is Alex Anthony Fernandes ... son of Peter and Deborah Fernandes ... has one brother ... born in Austin, Texas ... business administration major.



**#20 JOSHUA
FIELDS**
RB | 5-9 | 195 | FR-HS
El Paso, Texas
(Americas HS)

HIGH SCHOOL: Rushed for over 1,000 yards in each of his three seasons playing on the varsity squad at Americas High School ... named District 1-6A All-District football offensive MVP ... named to APSE Class 6A All-State football first team offense ... El Paso Times offensive MVP ... 247sports.com and scout.com 3-star athlete ... ranked second in El Paso and seventh in the state of Texas with 2,477 rushing yards on 329 carries (7.5 avg.) ... led the city with 26 rushing scores ... tallied five receiving scores on 20 catches for 180 yards ... added a kickoff return for a score to reach 32 total touchdowns ... efforts helped Trailblazers finish 9-3 with a trip to the playoffs ... rambled for a career-high 464 yards on 35 carries (13.3 avg.) and three touchdowns during a victory over Coronado ... hit over 400 again with 407 yards on 22 attempts (18.5 avg.) and a career-high six scores during a victory against Pebble Hills ... the week previous, rushed for 236 yards and five touchdowns in a triumph against Socorro ... tallied 298 total yards (282 yards rushing) and five total touchdowns during a victory against Franklin ... finished career with 5,151 yards on 820 carries (6.3 avg.) and 50 touchdowns ... caught 40 passes for 501 yards and seven scores during career.

PERSONAL: Full name is Joshua Stevenson Fields ... son of Jack and Carol Fields ... has one brother and one sister ... brother Jack played running back at Boise State ... born in Hinesville, Georgia ... business major.

NEWCOMERS



#7 KALAI GRIFFIN
LB | 6-1 | 220 | SO-TR
Bethesda, MD.
(Ventura CC)



PRIOR TO UTEP: Led team to 5-0 conference and 8-3 overall record ... saw action in nine games during 2016 season ... registered 40 (30s/10a) tackles, four tackles for loss, one forced fumble and five pass breakups ... notched a career high of seven stops and three breakups in victory over Orange Coast ... posted a personal best of seven solo tackles in 48-25 win over Canyons ... recorded first career forced fumble against Bakersfield and added five tackles ... notched four stops, two tackles for loss and a pass breakup in win over Moorpark ... 2016 Southern California Football Association Northern Conference Honorable Mention defense ... a two-sport letterwinner at Walter Johnson HS in football and wrestling ... as a senior racked up 53 tackles, 17 pass breakups, one interception and one sack ... Also proved to be threat on kick return, recording 325 return yards on the season ... tallied 36 pass breakups in two seasons with the Wildcats.

PERSONAL: Full name is Kalai Kano Griffin II ... father is Kalai Griffin and mother is Paulette Alston ... has one brother and three sisters ... sister Kalena Alston Griffin took over parental role after parents passed away ... born in Springfield, Massachusetts ... communication major.



#54 KOBIE HERRING
LB | 6-0 | 220 | FR-HS
Refugio, Texas
(Refugio HS)



HIGH SCHOOL: Played all four years on the varsity squad at Refugio High School ... amassed 200 tackles (80 solo) with 37 tackles for loss, four quarterback hurries, 2.0 sacks, two pass breakups and one fumble recovery returned for a touchdown ... allowed one sack while playing on the offensive line ... efforts helped lead the Bobcats to a 15-1 record, while winning the 2016 Class 2A Division I State Championship ... tallied five tackles, 1.5 tackles for loss and was named the defensive MVP of the championship game ... one of three Refugio players to be named 2016 Victoria Advocate All-Area football team MVP following efforts in 2016 ... named APSE Class 2A All-State football first team defense, while also being named APSE Class 2A Defensive MVP for the state of Texas ... in 2014 and 2015, repeated as the District 15-2A Division I Defensive MVP, while also earning first team honors on the offensive line.

PERSONAL: Full name is Kobie Zane Herring ... son of Jason and Lisa Herring ... born in San Angelo, Texas ... undeclared major.



#4 JULIAN JACKSON
LB | 6-3 | 230 | SR-TR
Dothan, Ala.
(Wake Forest)



PRIOR TO UTEP: Played in all 13 contests during redshirt junior season at Wake Forest ... posted 12 tackles (six solo), 3.0 tackles for loss, 3.0 sacks, a pass breakup, a quarterback hurry and a forced fumble ... chalked up a pair of sacks (17 yards), a forced fumble and five tackles in season opener against Tulane ... tallied a sack (five yards) and a pair of tackles at Indiana ... recorded two tackles versus Virginia ... registered a pass breakup against no. 23 Temple in the Military Bowl ... tallied four solo tackles in 2015 ... recorded six special teams tackles and seven stops in 11 games in 2014 ... played high school football at Oxford (Miss.) High School; registered 141 total tackles (110 solo), seven sacks and 33 tackles for loss during senior season (team MVP).

PERSONAL: Full name is Julian Scott Jackson ... son of Karlos Russel and Elaine Byrd ... has four brothers and one sister ... brother Mike Thomas played football at Ole Miss ... born in Mobile, Alabama ... pursuing a masters in leadership studies.



#18 DAVID LUCERO
TE | 6-5 | 230 | JR-TR
Holtville, Calif.
(Arizona Western College)



PRIOR TO UTEP: Saw action in all 12 games at Arizona Western College ... caught nine passes for 91 yards and a touchdown in 2016 ... tallied season bests in receptions (six), yards (71) and hauled in a score during a win against Glendale Community College ... Arizona Western compiled an undefeated conference record (8-0), while going 11-1 overall in 2016 ... played in 11 games, tallying 63 yards on four receptions (15.8 avg.) at Boise State in 2015 ... recorded first career catch (26 yards) at BYU ... pulled in a 15-yard reception against Idaho State ... named San Diego Section All-Manzanita League first team on both offense and defense as a junior and senior ... caught 38 passes for 819 yards and 12 touchdowns, while also registering 33 tackles, three interceptions, two forced fumbles and two fumble recoveries in his final prep season (2013) ... three-star recruit to both Scout.com and 247sports.com ... rated no. 27 nationally at his position by 247sports.com ... rated no. 57 overall in California by 247sports.com ... during sophomore season, was named second-team all-league on offense after catching 22 passes for 422 yards and four scores.

PERSONAL: Full name is David Lucero ... son of Andres and Virginia Lucero ... has two brothers and two sisters ... born in El Centro, California ... multidisciplinary studies major.

NEWCOMERS



#95 TRACE MASCORRO

DL | 6-1 | 275 | FR-HS
Refugio, Texas
(Refugio HS)

PRIOR TO UTEP: Played all four years on the varsity squad on both sides of the ball at Refugio High School ... tallied 165 tackles (59 solo), 28 tackles for loss, 20 quarterback hurries, 4.0 sacks and two fumble recoveries with a return for a touchdown ... no sacks allowed while playing on the offensive line ... efforts helped lead the Bobcats to a 15-1 record, while winning the 2016 Class 2A Division I State Championship ... registered five tackles, 2.0 tackles for loss and a quarterback hurry in the championship game ... one of three Refugio players to be named 2016 Victoria Advocate All-Area football team MVP following efforts in 2016 ... named District 15-2A Division I All-District football first team on offense and defense (G/DT) in 2015 ... named first team on both sides of the ball (DE/OT) in 2014 ... named to District 16-2A Division II All-District football first team offense in 2013.

PERSONAL: Full name is Richard Vernon Mascorro ... son of Richard and Michelle Mascorro ... has one brother and two sisters ... born in Victoria, Texas ... undeclared major.



#31 FOREST MCKEE

FB | 6-1 | 240 | FR-HS
Las Cruces, N.M.
(Onate HS)

PRIOR TO UTEP: Played three seasons and started two of varsity football ... saw action in 33 games as a linebacker and fullback ... notched a total of 289 tackles (112s/177a), 5.0 sacks, three interceptions, 141 carries for 864 yards and nine scores ... during senior campaign, registered 167 tackles (64s/103a), 11 tackles for loss, 4.0 sacks (10 yards), two interceptions and one forced fumble ... on offense, ran 23 times for 147 yards and two touchdowns ... recorded back-to-back showings of 20 tackles versus Las Cruces and Centennial ... tallied 34 yards on two carries versus Rio Rancho ... posted 19 tackles in a victory over Atisco Heritage Academy ... notched two interceptions, 11 stops and one sack in 56-28 win over La Cueva ... as a junior, recorded 717 yards on 118 attempts and seven scores ... opened season rushing for 123 yards on eight carries (15.4 avg.) and a career-long 76-yard run ... rushed for a career-best 141 yards on 18 carries and notched two touchdowns ... on defense, tallied 122 tackles (48s/74a), a sack and an interception ... registered a career best of 24 tackles (5s/19a) against Centennial ... garnered All-State first team honors and was named NMPreps.com Linebacker of the Year.

PERSONAL: Full name is Forest Whitmer McKee ... son of Kelly and Lori McKee ... has one brother ... born in Las Cruces, N.M. ... kinesiology major.



#70 JAIME PERALES

OL | 6-2 | 285 | FR-HS
El Paso, Texas
(Cathedral HS)

PRIOR TO UTEP: Played two seasons on the varsity squad, including all 11 games as a senior at Cathedral High School ... named captain prior to senior campaign ... efforts helped surge Fighting Irish (8-3 overall) to the school's first-ever state title (Texas Association Parochial and Private Schools, Division 5 title) ... Cathedral defeated Houston Village 37-14 and totaled 481 yards of offense in the state championship game ... credited with six pancake blocks on the offensive line during the season ... saw action on defense, tallying 20 tackles (13 solo), 3.0 tackles for loss, a sack, six hurries, a forced fumble and fumble recovery ... totaled 10 tackles against Fabens ... the Irish rushed for 1,518 yards and threw for 2,078 yards in 2016.

PERSONAL: Full name is Jaime Alfredo Perales ... son of James Perales and Rocío Flores ... has one brother ... brother Elijah is a defensive back for the Miners ... father played football at Western New Mexico ... born in El Paso, Texas ... clinical laboratory science major.



#14 RICHIE RODRIGUEZ

WR | 5-9 | 185 | FR-HS
El Paso, Texas
(Eastwood HS)

HIGH SCHOOL: Played three years on the varsity squad at Eastwood ... played on both sides of the ball all three seasons ... during senior season, led the state of Texas with 1,709 receiving yards, while ranking fifth in receptions (95) and ninth in touchdowns catches (21) in 12 contests ... registered nine 100-plus yard receiving games, including two 220-plus yard performances ... added 319 rushing yards on 48 carries (6.6 avg.) and a pair of scores ... threw a pair of touchdowns on five completions for 80 yards ... helped lead Troopers to a nine-win season, including a trip to the area round championship after defeating Frenship in the Class 6A bi-district playoffs ... on the defensive side, tallied 24 tackles (16 solo) and 16 passes defended ... opened the 2015 campaign with 160 yards on seven receptions and a trio of scores during a win over Chapin ... followed with 11 catches for a season-high 269 yards and four scores in a victory over Canutillo ... against Montwood, threw a touchdown on three completions for 55 yards, rushed for a season-high 65 yards and caught six passes for 45 yards and a score ... tallied nine catches for 133 yards and a touchdown, while rushing for another during a triumph over El Dorado ... reeled in 11 passes for 229 yards and two scores in the victory against Frenship ... the next week, hauled in a career-high 13 passes for 125 yards against Lamar in the area round championship ... during junior season, recorded 56 catches for 1,204 yards and 13 touchdowns ... had a career-day during a 61-26 win over Carlsbad, tallying a career-high 291 receiving yards on eight receptions (36.4 avg.) and four touchdowns, while rushing for two more on a career-best 165 yards on eight carries (20.6 avg.) ... on the defensive side in 2014, registered three interceptions, including a 103-yard pick six against El Dorado ... opened varsity career in 2013 with 105 yards on four receptions (26.3 avg.) and a pair of touchdowns during a win over Riverside ... rushed for 132 yards on 16 attempts and a career-high three touchdowns

NEWCOMERS

against Coronado in 2013 ... overall in 32 career games, hauled in 198 passes for 3,750 yards (18.9 avg.) and 39 receiving scores ... rushed for 1,105 yards on 145 attempts (7.6 avg.) and 13 scores (seven during sophomore season), while on the defensive side recorded 53 tackles (41 solo), three picks for 124 return yards and 19 passes defensed ... totaled 53 touchdowns during career ... named 2015 El Paso Times' Player of the Year ... named to TheOldCoach Class 6A All-State first team and Class 6A Texas Associated Press Sports Editors Class 6A all-state high school football second team ... played in the 24th Annual Greater El Paso Football Showcase All-Star football Game in the Sun Bowl.

PERSONAL: Full name is Richie Roman Rodriguez ... son of Roman Ricardo Rodriguez and Veronica Saldana ... has one brother ... born in El Paso, Texas ... education major.



#59 DEDRICK SIMPSON
LB | 6-2 | 285 | FR-HS
Houston, Texas
(Dobie HS)



HIGH SCHOOL: Played on the varsity squad for three seasons ... during senior campaign recorded 69 tackles (44 solo), 10.5 tackles for loss, 3.0 sacks and three pass breakups ... tallied 7.0 tackles for loss during a victory over Sam Rayburn ... named team captain during junior and senior seasons ... played at the tight end and fullback positions on goal line situations during junior and senior campaigns ... as a junior, tallied 64 tackles, 14 tackles for loss, 10.0 sacks, 11 quarterback hurries, two forced fumbles, two fumble recoveries and a pass breakup ... during sophomore season played linebacker, offensive line and running back ... earned back-to-back District 22-6A first team honors as a linebacker in 2014 and 2015 ... first Dobie High School football player to earn a Division I scholarship in 10 years ... efforts helped the Longhorns to a 5-3 district mark; Dobie fell in the first round to North Shore, the eventual 2015 Football Conference 6A-DI Texas state champions.

PERSONAL: Full name is Dedrick Davaughn Simpson ... son of Antoine Simpson and Kameshia Simmons ... father played defensive tackle at the University of Houston, and in the NFL for the Miami Dolphins and San Diego Chargers ... has three sisters ... born in Fort Worth, Texas ... mechanical engineering major.



#45 JAMAR SMITH
LB | 5-10 | 230 | JR-TR
Los Angeles, Calif.
(Riverside CC)



PRIOR TO UTEP: Led defense in tackles during both seasons at Holmes Community College ... led team with 90 tackles (66 solo) in 10 games played during 2016 ... averaged a team-best 9.0 tackles per game ... added 2.0 sacks, 12.5 tackles for loss, two fumble recoveries, four pass breakups and a blocked kick ... registered double-digit tackles in five different contests ... named MACJC First Team All-State and NJCAA All-Region XXIII ... notched a career-high 15 tackles (12 solo), along with 3.0 tackles for loss and a pass breakup against Copiah-Lincoln ... opened sophomore campaign with back-to-back, 12-tackle performances (at East Central (MS), vs. Southwest Mississippi) ... notched a sack at East Central (MS) and against Iowa Western ... led Falcons with 59 tackles in 2015, while adding 3.0 sacks and 6.0 tackles for loss.

PERSONAL: Full name is Jamar Marquee Smith ... son of Nathan Smith and Gloria Jordan ... has two brothers and three sisters ... born in Lyons, Georgia ... mechanical engineering major.



#24 KEHANI SMITH
DB | 6-1 | 185 | JR-TR
Los Angeles, Calif.
(Riverside CC)



PRIOR TO UTEP: Saw action in 11 games at the safety position, leading team to a 10-2 overall record ... notched 36 tackles, four interceptions, 11 pass breakups and three touchdowns during the 2016 season ... in first game of the season, registered a career-high six stops and added two breakups in victory over Victor Valley ... helped the Tigers claim a 77-7 win over LA Harbor with first defensive score on a 47-yard pick six ... posted a career best two interceptions (16 yards) against Saddleback and added five tackles, a tackle for loss, a forced fumble and a fumble return for a touchdown ... recorded a career-high four pass breakups versus Long Beach ... guided team past El Camino with four tackles, one interception and two pass breakups ... 2016 Unanimous National Division Central League first team defense selection ... in 2015 played in five games and started in three at Dixie State ... registered 29 total tackles ... notched nine tackles and one pass breakup versus Azusa Pacific ... recorded five or more tackles in four of the five games ... 2014 second team All-Moore League in football.

PERSONAL: Full name is Kahani Markees Smith ... guardians are Kenneth and Lorraine Wright ... has two brothers and three sisters ... born in Los Angeles, California ... multidisciplinary studies major.

NEWCOMERS



#53 BRENT UGOCHUKWU

LB | 6-0 | 210 | FR-HS
Richmond, Texas
(George Ranch HS)



PRIOR TO UTEP: Played all four years on the varsity squad at George Ranch High School ... earned Texas High School Coaches Association All-State football academic honorable mention in 2016 ... named District 24-5A All-District football first team defense following junior campaign ... efforts in 2015 surged George Ranch High School to a 16-0 record and the 5A Division I Texas State Championship ... named to 24-5A first team following junior season ... tallied six tackles and an interception in the state championship contest ... the Longhorns posted a 48-8 overall record the past four seasons (2013-16).

PERSONAL: Full name is Brent Chinedu Ugochukwu ... son of Bless and Uchenna Ugochukwu ... has three brothers ... born in Richmond, Texas ... pharmacy major.



#86 JOSH WEEKS

TE | 6-3 | 255 | SO-TR
Show Low, Ariz.
(BYU)



PRIOR TO UTEP: Played in two contests at BYU in 2015, tallying three receptions for 23 yards against Wagner ... saw playing time against Fresno State ... played at Show Low High School in Show Low, Ariz. ... played multiple positions during senior campaign, rushing for 1,161 yards on 130 carries and 13 scores ... tallied 38 receptions for 540 yards and five touchdowns ... threw for 527 yards and eight scores ... as a junior, hauled in 73 passes for 1,561 yards and 20 touchdowns, while helping team win 2010 3A State Championship ... as a sophomore averaged 26.0 yards per reception (47 catches, 1,223 yards) and scored 15 touchdowns ... MaxPreps All-American (2009, 2010) ... 2011 AzFCA All-State ... AZ Republic All-Arizona (2009, 2010, 2011) ... set six 3A Arizona high school records in career and is Arizona's all-time leader in receptions (187), receiving yards (3,851) and receiving touchdowns (46) ... ran track and won the 2011 400-meter state title.

PERSONAL: Full name is Josh Weeks ... son of Joel and Diane Weeks ... has three brothers and two sisters ... uncle and grandfather both played football at BYU ... 2012 NFF National Scholar-Athlete of the Year ... born in Oklahoma City, Oklahoma ... multiple disciplinary studies major.



#48 ANDREW ZUBIA

K | 5-11 | 190 | SO-TR
El Paso, Texas
(Benedictine College)

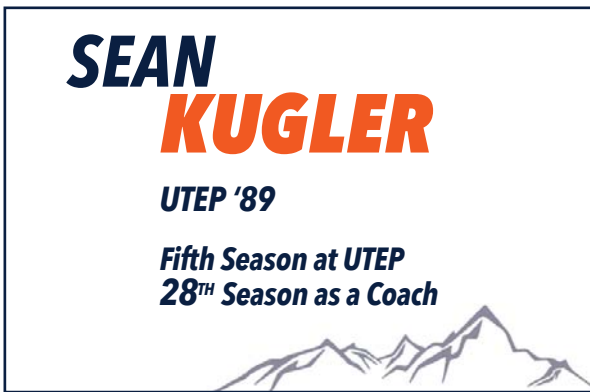


PRIOR TO UTEP: Starting kicker at Benedictine College (Kan.) during the 2015 season, playing in 10 contests ... scored 67 points ... converted 34-of-35 PATs, while connecting on 11 field goals (20 attempts) with a long of 49 yards ... Ravens finished 7-4 in 2015 ... converted a season-high 8-for-8 on PATs and kicked a season-long 49-yard field goal during 59-6 victory over Culver-Stockton College (named the Heart Special Teams Player of the Week following efforts) ... tallied 11 points (five PATs, two FGs) during a 41-40 2OT victory against no. 13 William and Penn ... hit 4-of-4 PATs and converted a 36-yard field goal against no. 9 Missouri Valley College ... connected on field goals of 41 and 43 yards, while going 3-for-3 on PATs during a 35-31 victory against no. 3 Baker University (named the Heart Special Teams Player of the Week following efforts) ... played one year of varsity football at Franklin High School as a kicker ... helped the Cougars to an overall record of 9-2 and an undefeated 6-0 record in conference play ... made five field goals on seven attempts ... a career long of 33 yards ... was perfect on PATs going 9-for-9 ... had a total of 4,125 kickoff yards.



STAFF

UTEP HEAD COACH



Former UTEP player and assistant Sean Kugler was named the 25th head coach of the Miners on December 10, 2012.

In Kugler's fourth season as head coach, the Miners produced a pair of All-Americans (first since 2006) in offensive lineman Will Hernandez and running back Aaron Jones.

Jones broke multiple program records under Kugler's direction, as the most notable achievement was becoming UTEP's all-time leading rusher and breaking a 28-year old record with 4,114-career yards. That feat was reached when Jones set the single-season with 1,773 yards (led C-USA) and ranked third nationally in rushing yards per game (147.8). Jones also rushed for 17 scores (third-most in program history). Jones earned multiple accolades during the season and capped his stellar career with a 301-yard performance in the season finale against North Texas. It was the second-most yards gained in a single game in program history and only the second 300-yard performance.

Jones was drafted by the Green Bay Packers in the fifth round (182nd pick) of the 2017 NFL Draft.

In 2016, UTEP tied for third in Conference USA in sacks allowed per game (1.83), while yielding only 22 sacks on the season. Kugler, a former offensive lineman at UTEP, mentored Hernandez, who started all 12 games at the left guard position. Hernandez has started every game (37) in his career at the left guard position.

Hernandez returns for his senior campaign in 2017.

For the first time during Kugler's time as head coach, the Miners also produced three All-Conference USA first teamers in Jones, Hernandez and tight end Hayden Plinke. Alvin Jones was named to the second team, while Nick Usher, Alan Luna and Terry Juniel earned honorable mention recognition.

Four Miners were named to the C-USA All-Freshman team – LB Jayson VanHook, DB Justin Rogers, DL Chris Richardson and OL Greg Long.

The Miners ranked high in multiple categories in C-USA. The Miners tied for third in C-USA (39th

nationally) in sacks against (1.83 allowed per game), giving up 22 in 12 games. Yellow flags were at a bare minimum, as UTEP ranked second in C-USA (34th nationally) in penalty yards per game (45.8) on 67 penalties (fourth least). The Miners ranked third in opponent first downs (22.1 per game).

UTEP's rushing offense ranked fifth in C-USA (185.5 yards per game) and its pass defense ranked third (209.0 per game).

Since Kugler's arrival as head coach, the offensive line has done a tremendous job of protecting the quarterback. UTEP signal callers have been sacked 74 times in 49 contests (1.5 per game) in four seasons under Kugler. During the previous four campaigns (49 games), Miner quarterbacks went down 109 times (2.2 per game).

In his four years as head coach, Kugler has mentored two All-Americans, two C-USA first team players, five C-USA second team players, nine C-USA honorable mention players and 11 C-USA All-Freshman players.

In his third season at the helm (2015), Kugler and his staff saw the injuries pile up. Fifteen players sustained season-ending injuries, including star running back Jones. Despite the injuries, UTEP came up one win short of being bowl eligible. The Miners, after a 0-2 start, finished the season with a 5-7 mark.

Penalties were also minimal in 2015, as UTEP ranked no. 2 in C-USA and 10th in the nation in fewest penalties (57). The Miners' 4.75 penalties per game ranked second in conference and 13th nationally. UTEP also ranked no. 2 in the league in penalty yards (503) and penalty yards per game (41.92).

Before Jones was lost for the season, he gained 139 yards at Texas Tech, including a school-record 91-yard touchdown run. Jones suffered his injury in the first half against the Red Raiders.

UTEP chalked up its first win of 2015 at NM State, a 50-47 overtime thriller in Las Cruces, in which the Miners rallied from 14 points down. The Miners grinded out a season-high 269 yards

and scored three rushing touchdowns. UTEP outscored NM State 34-17 in the fourth quarter and overtime period.

The Miners forged a 3-2 home record in 2015. UTEP's first home win came against Incarnate Word, a 27-17 victory on Sept. 26. Ryan Metz threw a pair of touchdowns. The Miners also took down Florida Atlantic 27-17 on Oct. 24, as Tyler Batson gained a career-high 143 yards on three receptions and two scores, including a career-long 76-yard touchdown catch. UTEP came up with a victory against Rice, a 24-21 final in which Jay Mattox connected on a 24-yard field goal with 48 seconds left.

Three Miners were named to the 2015 C-USA All-Freshman team, while eight others received All-C-USA Honorable Mention. Newcomers Plinke and Luna were two of those Miners to make the list. Plinke tallied 405 yards on 37 receptions – the most yards by a UTEP tight end since 2000. Luna finished tied for second in C-USA and 16th nationally in punting average (44.4). Luna was also on the Ray Guy watch list.

Autry Golden, who played under Kugler from 2013-15, was able to cap off his career as the program all-time leader in kickoff returns with 2,981 yards. Golden also tallied 119 career returns, ranking first in program history.

In his second season (2014), Kugler engineered one of the greatest turnarounds in the country. The Miners, 2-10 in 2013, recorded a winning record overall (7-6) and in Conference USA play (5-3) for the first time since 2005. UTEP posted victories in five of its last seven regular season games to rebound from a 2-3 start. The hot finish propelled UTEP into the Gildan New Mexico Bowl, where it faced Utah State in its first postseason appearance in four years.

Using a ball control offense – the Miners were second nationally in time of possession – and a punishing ground game led by El Paso native Jones, UTEP averaged 26.6 points and 207.8 rushing yards per game. That was more than enough to complement a defense that exhibited vast improvement. The Miners allowed more than 10 fewer points and 100 fewer yards per contest than they did in 2013.

HEAD COACH - KUGLER

The 2014 Miners took on the persona of their coach – tough, hard-nosed, and quick to respond to adversity.

They opened the season with a 31-24 triumph at New Mexico, a game in which they built a 24-7 lead in the second quarter, spotted the Lobos 17 unanswered points, then made the plays necessary to secure the win late. Jones capitalized on a fumble by Lobo punt returner Dameon Gamblin to score the winning TD, then Adrian James picked off UNM quarterback Clayton Mitchem's pass with a little over a minute to go.

It was the first of numerous times that UTEP displayed a fortitude and resolve that had been lacking in recent years.

On Sept. 6, the Miners nearly upset Texas Tech in the Sun Bowl. They recovered from the disappointing 30-26 loss to thump I-10 rival NM State, 42-24, a week later.

Following back-to-back blowout losses at Kansas State and Louisiana Tech, the Miners began their breathtaking mid-season march. They knocked off Old Dominion 42-35 in the Sun Bowl, then posted one of the most dominating defensive performances in school history in a 34-0 rout at UTSA. The Roadrunners were limited to just two first downs and 70 yards of offense as UTEP pitched its first conference shutout in 26 years.

The run continued with a 35-14 shellacking of Southern Miss in El Paso. The Miners nearly extended their winning streak to five games at Western Kentucky, but the Hilltoppers erased a 27-14 deficit by scoring three late touchdowns.

Undeterred, UTEP posted wins in two of its final three regular season games – first dispatching North Texas (35-17), then holding off a Middle Tennessee team that was also fighting for its bowl life in the regular season finale. The defense snuffed out a potential game-winning touchdown drive by the Blue Raiders, as Jameel Erving recorded a spectacular one-handed interception just outside of the end zone and UTEP held on for a 24-21 victory.

The ground game was pulsated by Jones, who averaged 110.1 yards per contest to rate 24th national-

ly. Jameill Showers was solid under center, throwing for 12 touchdowns with only six interceptions.

The defense forced 21 turnovers and generated a pass rush with 26 sacks, 76 tackles for losses and 40 quarterback hurries.

Golden continued to ignite the special teams area, coming within one kickoff return for a touchdown of tying the NCAA record (he had six in his career). The Miners were also strong on kickoff coverage, rating 11th nationally by allowing 17.5 yards per return.

In his first year at the helm of the program, Kugler established expectations for his student-athletes. They would be disciplined and tough on the field, responsible and accountable off of it. Kugler's hard-nosed mentality was immediately reflected in the way the Miners played the game. They rushed for over 200 yards in six contests for the first time in 19 years. They compiled more rushing first downs (116) than passing first downs (87) for the first time in 10 years.

The Miners were competitive in the first half of the season before the injury bug claimed starting quarterback Showers and, later, freshman rushing phenom Jones. While their absence resulted in a rough closing stretch, it afforded Kugler and his staff the opportunity to give some young guys who would be counted on down the road some much-needed experience.

KUGLER FILE

PERSONAL

Hometown: Lockport, N.Y.

EDUCATION

College: UTEP

PLAYING EXPERIENCE

1985-88: UTEP

COACHING EXPERIENCE

2013-Pres.: UTEP

(Head Coach)

2010-12: Pittsburgh Steelers

(Offensive Line Coach)

2008-2009: Buffalo Bills

(Offensive Line Coach)

2007: Buffalo Bills

(Assistant Offensive Line Coach)

2006: Boise State

(Assistant Head Coach/Offensive Line Coach)

2004-2005: Detroit Lions

(Offensive Line/Tight Ends Coach)

2001-2003: Detroit Lions

(Tight Ends Coach)

1995-2000: UTEP

(Offensive Line Coach)

1994: UTEP

(Tight Ends/Asst. Strength & Conditioning Coach)

1993: UTEP

(Graduate Assistant/Defensive Line Coach)

1992: Gaither High School

(Offensive Line/Strength and Conditioning Coach)

1990-91: Tampa Bay Vo-Tech HS

(Offensive Line/Defensive Line Coach)



HEAD COACH - KUGLER



Defensively, UTEP was forced to install a 4-2-5 scheme in the blink of an eye after switching coordinators following spring ball. The stop troops had their ups and downs while relying heavily on unproven players. Seven of the top 10 tacklers at season's end hadn't started a game for the Miners prior to 2013.

In the end, the season was all about laying the groundwork for a new era of Miner football.

Kugler returned to the Sun City following three seasons as the offensive line coach for the Pittsburgh Steelers. He has 11 years of NFL experience, also working with the Detroit Lions (2001-05) and the Buffalo Bills (2007-09).

Kugler was on the UTEP staff from 1993-2000, and was assistant head coach at Boise State in 2006, when the Broncos finished 13-0 and beat Oklahoma 43-42 in the Fiesta Bowl, unanimously viewed as one of the greatest postseason games in college football history.

Kugler was raised in Lockport, N.Y. His father was an assistant fire chief.

He was a four-year letterman at UTEP (1985-88), playing under head coach and current UTEP Director of Athletics Bob Stull for three seasons. In 1988, Kugler led the Miners to the only 10-win season in school history and a berth in the Independence Bowl. His position coach at UTEP was current Kansas City Chiefs head coach Andy Reid.

He signed with the Steelers as an undrafted free agent in 1989. Kugler started at guard for the Sacramento Surge in the World League of American Football in 1991.

He began his coaching career at Tampa Bay Vo-Tech High School in 1990, helping the school to its most successful season with a 10-2 record. He was the offensive line and strength & conditioning coach at Gaither High School in Tampa in 1992 before making his way back to El Paso.

During eight seasons with the Miners, Kugler served in various capacities and coached four All-Western Athletic Conference offensive linemen (Carey Clayton, Alan Gray, Jeff Seeton, Anwar White). In his final season, UTEP finished 8-4, won the second conference title in school history and faced Boise State in the Crucial.com Humanitarian Bowl.

In 2001, Kugler began his long-running association with the National Football League. He spent five seasons with the Detroit Lions, working with the tight ends and the offensive line, before returning to college coaching at Boise State in 2006.

He was a part of a magical campaign with the Broncos, doubling as the team's assistant head coach and offensive line coach. The explosive Bronco offense produced 222.8 yards rushing per game to rate sixth nationally. Leading the ground game was sophomore Ian Johnson, who ranked first in the country in rushing touchdowns (25) and second in rushing yards (1,755). Kugler coached a pair of All-WAC offensive linemen at Boise State, including Pro Bowler Ryan Clady.

Kugler rejoined the NFL at Buffalo in 2007. In three seasons with the Bills, he mentored two-time Pro Bowl left tackle Jason Peters. In 2007, Kugler's offensive line surrendered just 26 sacks to set a team record. The Bills also had a 1,000-yard rusher in every season with Kugler on the sideline.

The highlight of Kugler's stint with the Steelers was a trip to the 2011 Super Bowl. The 2010 season may have marked Kugler's crowning achievement as a coach, as he took a patchwork offensive line decimated by the loss of both tackles to season-ending injuries and groomed it into a championship-caliber unit. Under Kugler's tutelage rookie center Maurkice Pouncey made the first of three consecutive Pro Bowl appearances. A year later, the Steelers posted their highest yards per carry average in 10 years (4.4) and Ben Roethlisberger threw for 4,077 yards, the second-best figure in franchise history. Despite again facing multiple injuries to key O-Line personnel, the Steelers lowered their sacks allowed count from 42 in 2011 to 37 in 2012.

Kugler has three children - sons Robert and Patrick, and daughter Kali. Robert and Patrick played on high school teams that won back-to-back state titles in New York (2009) and Pennsylvania (2010). Robert, a Purdue grad is a graduate assistant for the Miners. Patrick is a senior offensive lineman at Michigan. He was selected to participate in the 2013 Under Armour All-American Bowl.

OFFENSIVE COORDINATOR/QUARTERBACKS



BRENT PEASE

MONTANA '90

Second Season at UTEP
27TH Season as a Coach



Brent Pease, who spent two seasons as the University of Washington's wide receivers coach, made his way to the Sun City and is in his second year as UTEP's offensive coordinator/quarterbacks coach.

UTEP's quarterbacks combined for 21 throwing scores, 2,204 yards on 195-of-327 passing and only eight interceptions in 2016.

Ryan Metz was the bright spot under center as the then-sophomore passed for 14 scores with only four interceptions. Metz led the team with 1,375 yards on 130-of-201 passing. Metz's 64.7 completion percentage in 2016 ranks second best on the program's all-time single-season list and ranked third in Conference USA. Zack Greenlee threw five scores, while Kavika Johnson and Aaron Jones each tossed a touchdown.

The Miners threw for a season-high 293 yards on 25-of-34 passing at LA Tech. During a 5OT win at UTSA, UTEP passers combined for 285 yards and four scores. Metz tossed three touchdowns (tied career high), including the game winner in the fifth overtime, while Johnson launched a 74-yard score.

After Metz's performance at UTSA, he was named one of eight Manning Award Stars of the Week. Greenlee opened his UTEP career with a three-touchdown showing and 229 yards on 15 completions against rival NM State.

The Miners ranked fifth in C-USA in rushing yards per game (185.5) and ran for 20 scores. UTEP averaged 5.4 yards on 409 attempts.

Aaron Jones excelled in Pease's offensive system, rushing for a school-record 1,773 yards and 17 touchdowns. Jones ended his UTEP career with a 301-yard performance against North Texas – the second-most yards rushed for by a Miner in a single game.

The 25-year coaching veteran spent six seasons on Chris Petersen's Boise State staff and reunited with Petersen in 2014. In 2015 he guided the Huskies to their sixth straight bowl game, which was the third-longest active streak in the Pac-12 conference.

Pease mentored senior Jaydon Mickens who ranked No. 2 in UW career receptions (203) and No. 5 in career receiving yards (2,187). Mickens finished the season with a best of 692 receiving yards, including a showing of five catches for 100 yards versus Arizona State.

In 2014 Husky receivers gained a reputation for explosive plays. Sophomore John Ross alone scored seven total touchdowns, four of which were receptions of over 50 yards. Ross recorded a career-best reception of 91 yards, which is the second longest in UW history. Meanwhile Mickens finished the season with 60 receptions, tied for 10th-most in Washington history.

Prior to heading to Seattle, Pease spent the 2012 and 2013 seasons as the offensive coordinator and quarterbacks coach at Florida. He coached starting quarterback Jeff Driskel for two seasons. As a sophomore, Driskel completed 156-of-245 passes for 1,646 yards with 12 touchdowns. The athletic quarterback also ran 118 times for 408 yards (3.5 avg) on the season with three touchdowns. His rushing yards ranked seventh in school history by a quarterback for a single season. In 2013 Driskel threw for 477 yards, completing 42-of-63 passes before suffering a season-ending injury.

In 2011 Pease was promoted to offensive coordinator at Boise State. He had previously served as the wide receivers coach for the Broncos for five seasons, including 2006 when head coach Sean Kugler was on the coaching staff.

As the coordinator, Pease led the sixth-ranked Broncos to a dominating victory over Arizona State at the MAACO Bowl Las Vegas. That season Pease coached quarterback Kellen Moore, a finalist for the 2011 Maxwell Award and the first quarterback in NCAA FBS history to record 50 career victories as a starter (Moore was 50-3). Moore was also the first FBS player to record 3,000 yards passing and total offense in four straight seasons and was one of only six quarterbacks to surpass 14,000 career-passing yards.

Since joining the Bronco coaching staff in 2006, Pease made his mark on the Boise State football pro-

PEASE FILE

PERSONAL

Hometown: Moscow, Idaho

EDUCATION

College: Montana

PLAYING EXPERIENCE

1987-88: Houston Oilers

1986: Montana

1983-84: Walla Walla (Wash.) C.C.

COACHING EXPERIENCE

2016-Pres.: UTEP

(Offensive Coordinator/
Quarterbacks Coach)

2014-15: Washington

(Wide Receivers Coach)

2012-13: Florida

(Offensive Coordinator/
Quarterbacks Coach)

2011: Boise State

(Offensive Coordinator)

2006-10: Boise State

(Wide Receivers Coach)

2003-05: Baylor

(Offensive Coordinator)

2001-02: Kentucky

(Offensive Coordinator)

1999-2000: Northern Arizona

(Assistant Head Coach/
Offensive Coordinator/
Quarterbacks Coach)

1996-1998: Montana

(Offensive Coordinator/
Quarterbacks Coach)

1991-1995: Montana

(Offensive Assistant Coach)

OFFENSIVE COORDINATOR - PEASE

gram, helping coach some of the most productive wide receivers in school history. Under Pease's guidance from 2007-10, former Bronco Austin Pettis and Titus Young played their way to the top of the Boise State record books. Young was a second-round NFL Draft selection by the Detroit Lions, and Pettis was selected in the third round by the St. Louis Rams. Pettis finished his career as the school's all-time leader in receptions (229) and receiving touchdowns (39), while also ranking second in career receiving yards (2,838). Young, meanwhile, ranked No. 1 all-time in career receiving yards (3,063) and No. 2 in career receptions (204). He also ranked fourth in career receiving touchdowns (25).

Pettis and Young both played their way to first-team All-Western Athletic Conference honors in 2009 and 2010. Pettis earned the honor in 2009 after a record-setting season in which he caught a school-record 14 touchdowns, including a record streak of 10 consecutive games with a scoring catch.

Pease also coached Jeremy Childs into the Bronco record books. The former first team All-WAC selection currently ranks sixth all-time in career receptions (168) and ranks second for single-season receptions (82; 2007).

In 2010 Pease was named the FootballScoop Wide Receivers Coach of the Year presented by SpeedTracs. Under the tutelage of Pease, a dynamic trio of receivers helped Boise State average 46 points per game, while completing 71 percent of passing attempts.

Before joining the Bronco coaching staff in 2006, Pease had spent the previous three seasons as the offensive coordinator at Baylor. In his last season at Baylor, Pease helped the Bears post a 5-6 record, their best finish since 1995.

From 2001-02 Pease served as offensive coordinator at Kentucky, where he helped turn the Wildcats into one of the top scoring offenses in the country. After posting a 2-9 season in Pease's first year, Kentucky finished 7-5 in 2002 - matching the team's best record since 1984 - and was ranked 23rd-nationally in scoring offense.

Pease coached future NFL players Artose Pinner (Detroit Lions) and Jared Lorenzen (New York Giants) during his two seasons at Kentucky. Pinner finished 13th in the nation in rushing in 2002 and Lorenzen was 23rd in pass efficiency that season.

Under Pease's guidance, Derek Abney ranked 10th-nationally in all-purpose rushing in 2002 and was 12th in 2001.

Before moving to the Football Bowl Subdivision level as a coordinator, Pease spent 10 seasons at Football Championship Subdivision schools Montana and Northern Arizona, five of which as a coordinator. Pease served as assistant head coach, offensive coordinator and quarterbacks coach at NAU from 1999-2000.

He was the offensive coordinator and quarterbacks coach at Montana, his alma mater, from 1996-98 and was an offensive assistant coach for the Grizzlies from 1991-95. Pease helped the Grizzlies establish themselves as one of the premier FCS programs in the mid-1990s when they won the FCS national championship in 1995, finished second in 1996 and advanced to the semifinals in 1994. During Pease's tenure at Montana, the Grizzlies finished with 10 or more wins four times in eight years. And while he was offensive coordinator, the team compiled records of 14-1 (1996), 8-4 (1997) and 8-4 (1998).

While at Montana, Pease played a key role in the success of star quarterbacks Dave Dickenson and Brian Ah Yat. Montana led the FCS in passing in 1996, averaging 339.6 yards per game while leading the Big Sky Conference in both 1996 and 1998. Under Pease, Ah Yat threw a Big Sky-record 42 touchdown passes in 1996. Dickenson ranks first in Big Sky history in total offense and Ah Yat is 12th. Ah Yat led the FCS in 1996 with an average of 340.36 yards of total offense per game. Dickenson was the 1995 Walter Payton Award winner and an Associated Press All-American in 1993, 1994 and 1995. Ah Yat was a Payton Award finalist and a FCS All-American in 1996 and 1998. Dickenson and Ah Yat combined to win five Big Sky MVP awards.

Pease graduated from Mountain Home (Idaho) High School in 1983. He played quarterback at Walla Walla Community College from 1983-84 and at Montana from 1985-86. Pease ranked ninth at Montana in both single-season and career passing. Pease was drafted by the Vikings in 1987 and was later released and picked up by the Oilers. Pease started three games with Houston during the strike-shortened season in 1987. He was a backup for Warren Moon during the 1988 campaign. He graduated from Montana in 1990 with a degree in health and human performance with an emphasis in social science. He and his wife Paula have one daughter, Halle and one son, Karsten.



DEFENSIVE COORDINATOR/LINEBACKERS



**TOM
MASON**

EASTERN WASHINGTON '82

**Second Season at UTEP
39TH Season as a Coach**



Tom Mason brought nearly 40 years of defensive experience to the Miners and will serve as UTEP's defensive coordinator in his second season.

Mason's primary coaching position is with the linebackers. In 2016, UTEP's top three tacklers were linebackers as Alvin Jones led the squad with 93 stops. Dante Lovilotte ranked second (89 tackles) and Nick Usher ended his UTEP career ranked third (77). Jones was named All-Conference USA second team as a junior, while Usher earned an honorable mention. Mason also mentored Jayson VanHook, who was named to the C-USA All-Freshman team after tallying 36 tackles, 5.5 tackles for loss and a sack in 2016.

Mason's defense ranked third in C-USA in opponent first downs (22.1 per game) and ranked fifth in total defense (419.3 yards per game allowed).

Mason served as the defensive coordinator and inside linebackers coach for Hawaii during the 2015 season. During his time with the Rainbow Warriors Mason mentored defensive lineman Kennedy Tulimasealii, who garnered All-Mountain West first team honors. Tulimasealii was featured on the preseason watch list for Polynesian Player of the Year and led the conference in tackles for loss with a season total of 18.5, ranking 16th in the nation. He racked up 63 tackles, including 42 solo stops. Tulimasealii finished the season ranked third in tackles among MW defensive linemen and notched eight quarterback hurries, a forced fumble and a fumble recovery. Mason also helped inside linebacker Julian Gerner finish the season with team highs of 95 tackles and 62 unassisted tackles, ranking sixth in the MW in tackles and third in solo tackles (27th in NCAA).

Prior to Hawaii, Mason was the defensive coordinator at SMU for seven years. During his tenure with the Mustangs he transformed the SMU defense into one of the nation's best, helping the program regain its former glory while working under former UH head coach June Jones. Ma-

son's defense aided SMU to four consecutive bowl seasons and a narrow loss in the 2010 Conference USA Championship Game.

The Mustangs hit a new high with the defense under Mason's guidance in 2012. The defense posted two shutouts, tied an NCAA interception record and ranked 15th in rush defense with just 118 yards per game. Mason's D tied for third in takeaways (37), ranked second in fumble recoveries for touchdown (16) and led the nation in interceptions for touchdowns (eight).

Mason guided numerous SMU players to all-conference honors, including cornerback Kenneth Acker, who was named all-American Athletic Conference (AAC) and was selected by the San Francisco 49ers in the sixth round of the 2014 NFL Draft. Five Mustang defenders earned All-Conference USA honors in 2012, with first-teamers Ja'Gared Davis and Margus Hunt, while the 2011 season saw eight SMU defenders earn all-C-USA accolades, highlighted by first-teamers Richard Crawford and Taylor Thompson.

The 2012 squad capped off its fourth consecutive year in a bowl, putting Mason's defense on display in defeating Fresno State 43-10 in the Sheraton Hawai'i Bowl. Highlighted by Hunt's two-forced fumble, three-sack Co-MVP performance, the Mustangs held FSU to just 16 yards rushing.

SMU closed the 2011 season with a BBVA Compass Bowl win that saw the Mustangs limit Pittsburgh to just 10 rushing yards and a bowl-record-low six points.

The 2010 season saw Davis and Thompson tabbed all-CUSA first-teamers, with a narrow 16-14 loss to Army West Point in the Armed Forces Bowl. Mason's defense limited the Black Knights to only 229 yards of offense despite the loss.

In 2009 Mason transformed SMU's defense from a 4-3 scheme to a 3-4 and the results were

MASON FILE

PERSONAL

Hometown: Walla Walla, Wash.

EDUCATION

College: Eastern Washington

PLAYING EXPERIENCE

1976-77: Nevada

1975: Walla Walla (Wash.) C.C.

1974: Idaho

COACHING EXPERIENCE

2016-Pres.: UTEP

(Defensive Coordinator/
Linebackers Coach)

2015: Hawaii

(Defensive Coordinator/
Inside Linebackers Coach)

2014: SMU

(Interim Head Coach)

2008-14: SMU

(Defensive Coordinator)

2001-07: Fresno State

(Linebackers Coach)

2001: Las Vegas Outlaws (XML)

(Linebackers Coach)

2000: British Columbia Lions (CFL)

(Wide Receivers Coach)

2000: Scottish Claymores (NFL Europe)

(Defensive Backs Coach)

1998-99: Nevada

(Defensive Coordinator/
Defensive Backs Coach)

1997: Northern Iowa

(Defensive Coordinator)

1996: Boise State

(Interim Head Coach)

1993-96: Boise State

(Defensive Coordinator)

1986-92: Portland State

(Defensive Coordinator)

1981-85: Eastern Washington

(Linebackers Coach)

1979-80: Walla Walla C.C.

(Defensive Line Coach)

DEFENSIVE COORDINATOR - MASON

immediate. In SMU's 45-10 win over Nevada in the Sheraton Hawai'i Bowl the Mustang defense held the Wolf Pack's No. 1-ranked rushing offense to a season-low 137 yards—more than 200 below its average. Under his tutelage, SMU linebacker Chase Kennemer was named first team all-C-USA and seven other Mustangs were tabbed for honorable mention all-conference honors.

Mason arrived at SMU after spending seven seasons at Fresno State, where he coached linebackers. There he developed numerous stand-out linebackers including 2007 WAC Defensive Player of the Year Marcus Riley, 2006 first team all-WAC honoree Dwayne Andrews and 2003 first-teamer Bryce McGill.

Mason joined the Bulldog coaching staff in 2001 after spending one season as linebackers coach with the Las Vegas Outlaws of the XFL. He also spent time in the pro ranks as receivers coach for the British Columbia Lions of the Canadian Football League and as defensive backs coach for NFL Europe's Scottish Claymores.

Mason boasts an extensive collegiate resume, having served as defensive coordinator (1999) and secondary coach (1998-99) at Nevada and defen-

sive coordinator at both Northern Iowa (1997-98) and Boise State (1993-96). At Boise, Mason helped coordinate a Bronco defense that reached the 1994 NCAA Division I-AA National Championship Game and then served as Boise's interim head coach from August through November 1996.

Prior to his time in Boise, he was defensive coordinator at Portland State (1982-86), helping lead the Vikings to four playoff appearances and two national championship games. He also served as the linebackers coach at Eastern Washington (1981-85) and was the defensive line coach at Walla Walla (Wash.) Community College (1978-80).

As a player, Mason began his career as a linebacker at Idaho before transferring to Walla Walla (Wash.) Community College. He finished out his playing career at Nevada from 1976-77. Mason received his bachelor's degree in physical education and a Master of Science degree in physical education and post-secondary education from Eastern Washington.

Mason and his wife, Jami, have a daughter, Brenna.



ASSISTANT HEAD COACH/OFFENSIVE LINE



SPENCER LEFTWICH

STEPHEN F. AUSTIN '88
EAST TEXAS STATE '89

Fifth Season at UTEP
29TH Season as a Coach



With over a quarter century of collegiate coaching experience, Spencer Leftwich doubles as UTEP's assistant head coach and offensive line coach and is in his fifth season.

In 2016, UTEP ranked tied for third in Conference USA in sacks allowed per game (1.83), while yielding only 22 sacks on the season. Leftwich mentored All-American offensive lineman Will Hernandez who started all 12 games at the left guard position. Hernandez has started every game (37) in his career at the left guard position.

Hernandez returns for his senior campaign in 2017.

The offensive line also paved the way for Conference USA's fifth-ranked rushing attack (185.5 yards per game). The Miners punched in 20 rushing touchdowns and rushed for 230-plus yards four times including a season-most 384 yards on 40 attempts (14.6 avg.) against North Texas. The Miners also rambled for 323 yards on 44 carries

against Houston Baptist. The Miners opened the season with a 289-yard performance against rival NM State, and added 237 yards at Florida Atlantic.

UTEP signal callers have been sacked 74 times in 49 contests (1.5 per game) over the last four seasons. During the previous three campaigns (49 games), Miner quarterbacks went down 109 times (2.2 per game).

Leftwich's unit opened gaping holes for All-American running back Aaron Jones, who rushed for a program-best 1,773 yards and 17 scores.

Greg Long also excelled under Leftwich, being named to the C-USA All-Freshman team in 2016. Long played in nine contest with four starts as a true freshman.

Leftwich has coached in nine bowl games previously as an assistant - 2001 and 2002 New Orleans (North Texas), 2003 Humanitarian (Tulsa), 2005

LEFTWICH FILE

PERSONAL

Hometown: Gaineville, Texas

EDUCATION

College: Stephen F. Austin
East Texas State

PLAYING EXPERIENCE

1984-87: Stephen F. Austin
(Two-time All-Conference honoree)

COACHING EXPERIENCE

- 2013-Pres.:** UTEP
(Assistant Head Coach/
Offensive Line)
- 2012:** Arizona
(Tight Ends Coach)
- 2011:** Pittsburgh
(Offensive Line Coach)
- 2010:** Tulsa
(Offensive Line Coach)
- 2007-09:** North Texas
(Offensive Line Coach)
- 2003-06:** Tulsa
(Offensive Line Coach)
- 1994-2002:** North Texas
(Offensive Line Coach)
- 1992-93:** New Mexico State
(Offensive Line Coach)
- 1990:** Stephen F. Austin
(Offensive Line Coach)
- 1989:** Stephen F. Austin
(Graduate Assistant)
- 1988:** East Texas State
(Graduate Assistant)



ASSISTANT HEAD COACH/OFFENSIVE LINE - LEFTWICH

Liberty (Tulsa), 2006 Armed Forces (Tulsa), 2010 Hawaii (Tulsa), 2011 BEVA Compass (Pittsburgh), 2012 New Mexico (Arizona) and 2014 New Mexico (UTEP).

In 2015 the offensive unit only surrendered 12 sacks. The Miners ranked first in Conference USA and tied for sixth nationally in fewest sacks allowed. The Miners' signal callers, lost a combined 67 yards on the sacks, which was the fewest in C-USA and fourth-least in the nation. The line earned recognition as senior Eric Lee was named to the Rimington Trophy Watch List and Will Hernandez garnered All-C-USA honorable mention. The unit was also known for commanding the field, ranking sixth in the nation in possession time (33:38) and 10th nationally in fewest penalties (57).

Leftwich worked wonders while coaching a young offensive line that only had one senior (Jerel Watkins) in 2014. The group allowed just 13 sacks all season and the Miners averaged 207.8 yards rushing (2,701 total), including 300+ in four games. Jones rushed for 1,321 yards, fourth-most in a season in school history. When the year began UTEP had two freshmen (Derek Elmendorff and Hernandez), a sophomore (Jerome Daniels) and a junior college transfer (Lee) joining Watkins in the lineup. That group had combined for one college start entering the season.

Leftwich's first offensive line at UTEP paved the way for the team to rush for 2,216 yards, most in 25 years. The Miners compiled six 200-yard rushing games led by Jones, who set a school freshman record with 811 yards on the ground in 2013.

Leftwich came to El Paso after one season as the tight ends coach at Arizona. He helped the Wildcats fashion an 8-5 mark in 2012, including a 49-48 win over Nevada in the Gildan New Mexico Bowl. Arizona's offense rated among the nation's finest, securing top-25 rankings in scoring (16th, 38.2 ppg), rushing (17th, 227.8 ypg) and passing (298.4 ypg). The Wildcats averaged 526.2 yards per contest to rate seventh in the country.

Leftwich's other responsibilities with the Wildcats included coordinating of offensive special teams including the PAT, field goal, punt and kickoff return units.

Leftwich began his career as offensive line coach at Stephen F. Austin from 1989-91. In 1989, the Lumberjacks finished 12-2-1 and played in the I-AA national championship game.

He was also the O-Line coach at New Mexico State (1992-93) before enjoying two separate stints at both North Texas and Tulsa from 1994-2010. Leftwich was the offensive line coach for the Mean Green from 1994-2002 and 2007-09. In his first term at UNT, he had at least one lineman earn all-conference recognition in eight of nine years. In 2007, North Texas established school records for total offense and passing offense. In 2009, North Texas had the no. 28 rushing attack in the NCAA with 185.3 yards per game while bettering the school standard for total yards (4,904). The Mean Green also ended the campaign ranked no. 10 in sacks allowed with one per outing.

He was Tulsa's offensive line coach from 2003-06 and again in 2010. In 2003, Tulsa rated no. 23 nationally in rushing with 196 yards per game. The Golden Hurricane won the Conference USA title in 2005, and finished 10-3 in 2010 with the no. 5 offense in the country (505.6 ypg). Leftwich coached seven different players to eight all-conference accolades in his five seasons with the Hurricane.

In 2011, Leftwich was the offensive line coach at Pittsburgh.

The Gainesville, Texas native was a three-year starter at guard and a two-time All-Conference honoree at Stephen F. Austin. He graduated in 1988 and added a master's degree from East Texas State in 1989.

Leftwich and his wife, LaTonne, have three sons - Mack Hays, Cutter and Gage. Cutter is an offensive lineman at UTEP and Mack is a former Miner quarterback.



TIGHT ENDS/SPECIAL TEAMS COORDINATOR



BRIAN NATKIN

UTEP '03

Sixth Season at UTEP
13TH Season as a Coach

Former UTEP consensus All-American Brian Natkin was named a full-time assistant to the program in December of 2011. He spent the 2012 season serving as the Miners' offensive line coach before assuming the position of tight ends coach and recruiting coordinator. He was elevated to special teams coordinator prior to the 2014 campaign. Natkin also continues to mentor the tight ends unit.

Natkin, a former All-American, was inducted into the Miners' Athletic Hall of Fame in 2016.

The former Miner has mentored three players that are currently on NFL rosters (Eric Tomlinson-New York Jets, Cedrick Lang-Denver Broncos and Amini Silatolu-Carolina Panthers).

Hayden Plinke became the first UTEP tight end to earn all-conference first team honors since 2000 a year ago. Plinke stomped and raced past defenders on the way to eight receiving touchdowns, the most ever by a UTEP tight end during a single season. He led the team in receptions (38), touchdown grabs and ranked second in receiving yards (456). Plinke registered a career-long 72-yard touchdown during a season-finale victory against North Texas. Plinke earned John Mackey Award Honorable Mention following his performance at UTSA, where he registered 84 yards on four catches, including a game-extending two-point conversion during a 5OT win against the Roadrunners. The senior was invited to the NFLPA Bowl and the Seattle Seahawks minicamp.

On special teams, the Miners ranked third in the league in kickoff coverage (41.0) and second in punt return average (10.6). UTEP concluded the season ranked 28th nationally in punt returns.

Leading the Miners in punt returns was junior Terry Juniel. The specialist rated 18th nationally and led C-USA in punt returns (10.6 avg.) and return yards (203). Juniel's 104 punt return yards in the season opener against NM State marked is the single-game high in C-USA during the 2016 season. Juniel's season-opening performance also ranks eighth-best in a single-game

at UTEP and marks the most yards by a Miner since 2006.

Jay Mattox finished his career leaving his mark on the UTEP record book. He is tied for no. 1 in program history with 137 career PATs, no. 2 with 257 career points (kickers only) and no. 3 with 40 career field goals made.

Taking on the punting duties was former walk-on Alan Luna. The El Paso native earned all-Conference USA Honorable Mention and Ray Guy Watch List honors. Luna booted 62 punts for 2,542 yards (41.0 avg.). Luna currently ranks ninth on the program's all-time list in career punt yards (5,427) and career punts (127).

Under Natkin's mentorship during the 2015 campaign, three Miners were named All-Conference USA honorable mention and two were selected to the all-freshman team. Plinke tallied 37 receptions for 405 yards, ranking second in both categories for the Miners. The transfer was named to the 2015 John Mackey Award Midseason Watch List and registered a career-high nine receptions for 85 yards in a victory over Rice. The end's blocking helped the Miners post three games of 200-plus rushing yards.

On special teams, newcomer Luna garnered Ray Guy watch list and All-C-USA honorable mention recognition. The sophomore tied for second in C-USA and tied for 16th nationally in punting average with 44.4 yards per punt (2,885 yards) on 65 boots. His average ranked sixth best during a single season in program history. Luna tallied 21 punts of 50-plus yards and 15 punts inside the 20-yard line.

Also highlighting UTEP's efforts on special teams was kicker Mattox. He led UTEP with 68 points, connecting on 15-of-19 field goal attempts and was 23-of-24 on PATs. He was named to the Lou Groza Collegiate Place Kicker Watch List and All-C-USA honorable mention.

Senior Autrey Golden capped off his career as the program all-time leader in kickoff returns

with 2,981 yards. Golden also tallied 119 career returns, ranking first in program history. Junior Jaquan White also saw action on special teams, returning eight punts for 124 yards (15.5 avg.). White was named C-USA Special Teams Player of the Week after returning a punt 64 yards for a touchdown against NM State to tie the game in the fourth quarter and ultimately secure the victory for the Miners.

Tight ends Eric Tomlinson, Katrae Ford and Cole Rogers combined for 202 yards on 27 catches and two touchdowns during the 2014 season.

NATKIN FILE

PERSONAL

Hometown: San Antonio, Texas

EDUCATION

College: UTEP

PLAYING EXPERIENCE

2001-02: Tennessee Titans

1997-2000: UTEP

(Consensus All-American, three-time first team All-WAC, UTEP Centennial Football Team)

COACHING EXPERIENCE

2014-Pres.: UTEP

(Tight Ends Coach/Special Teams Coordinator)

2013-2014: UTEP

(Tight Ends Coach/ Recruiting Coordinator)

2012: UTEP

(Offensive Line Coach)

2011: Midwestern State

(Offensive Line Coach/ Co-Offensive Coordinator)

2007-10: Midwestern State

(Offensive Line Coach/ Recruiting Coordinator)

2006: Northern Colorado

(Offensive Line Coach)

2004-05: UTEP

(Graduate Assistant)

TIGHT ENDS/SPECIAL TEAMS COORDINATOR-NATKIN

Their blocking played a major role as UTEP allowed only 13 sacks all season, while rushing for 207.8 yards per contest. Tomlinson received national recognition, earning a spot on the John Mackey Award Midseason Watch List. The former Miner signed a free agent deal with the Philadelphia Eagles.

Meanwhile, the Miners were stellar on special teams led by Golden, who posted two more kickoff returns for touchdowns to increase his career total to six -- one shy of the NCAA record. UTEP also was sensational on kickoff coverage (17.47 yards per return/11th nationally) and got solid kicking from Mattox who was 13-of-16 on field goals, 43-of-44 on PATs and had a 41.1-yard punting average.

The tight ends assumed a more focal role in the offense in 2013, combining for 542 yards on 48 catches. The year prior, they tallied 23 receptions for 252 yards. Tomlinson was second on the team in catches (30) and third in yardage (304) in 2013. He was one of three tight ends to reach the end zone, along with Kevin Perry and Craig Wenrick. Tomlinson was an honorable mention All-Conference USA player.

Natkin's efforts during the 2012 season were evident as both center Eloy Atkinson and right tackle James Nelson secured spots on the honorable mention All-Conference USA squad. Sophomore running back Nathan Jeffery enjoyed a breakthrough campaign as a result of the play of the offensive line.

Natkin returned to his alma mater after a five-year stint at NCAA Division II Midwestern State. The Mustangs were a combined 41-15, including 10-1

in 2011, and claimed the 2009 Lone Star Conference title. Natkin mentored three All-Americans (Tony Burson, Lance Calloway and Amini Silatolu) and numerous all-conference selections while at MWSU. In 2011 the offensive line surrendered just nine sacks in 11 games and the Mustangs led the nation in total offense (531.9 ypg) and scoring (48.6 ppg), while ranking second in rushing (323.5 ypg).

Prior to his stint in Wichita Falls, Natkin coached one season at Northern Colorado where he developed an offensive line that paved the way for 1,000-yard rusher Andre Wilson. Natkin served as a graduate assistant at UTEP in 2004 and 2005, working with the offense and tight ends. He tutored second-team All-WAC performer Jonas Crafts (2004) and honorable mention freshman All-American Jamar Hunt (2005).

One of two consensus All-Americans in program history, Natkin led all tight ends nationally with 64 catches for 787 yards in 2000. He ended his career with 172 receptions for 1,934 yards. He was a three-time first team All-WAC selection (1998-2000) and was named to UTEP's Centennial Football Team.

Following his career at UTEP, Natkin spent time in the NFL with Tennessee (2001-02) and was in camp with St. Louis (2003). He earned his bachelor's degree in criminal justice from UTEP in 2003.

Natkin has twins - Brock and Lauren.



DEFENSIVE LINE



ANDREW BROWNING

BOISE STATE '07

Fifth Season at UTEP
Eighth Season as a Coach



One of the members of Boise State's 2007 Fiesta Bowl Championship team, Andrew Browning is in his fifth season as UTEP's defensive line coach.

UTEP's starting defensive linemen combined for 172 tackles in 2016. Under Browning's direction, Mike Sota emerged during his sophomore season with 47 tackles to lead all UTEP defensive linemen. Then-redshirt freshman Gene Hopkins produced a solid first year, as well tallying 13 tackles, one sack and three tackles for loss.

UTEP's defense ranked third in C-USA in opponent first downs (22.1 per game) and fifth in total defense (419.3 yards per game allowed).

In 2015, the Miners' starting line combined for 154 tackles, 23.5 tackles for loss, nine sacks and 17 quarterback hurries. The fearsome foursome helped UTEP finish the season ranked first in Conference USA in fewest first downs allowed on run plays (84) and fourth in fewest first downs allowed via penalties (17). The Miners led Conference USA and were tied for fifth nationally, allowing only 55 third down conversions.

Under Browning's aid, junior Nick Usher notched a season-best 46 tackles (27 solo) and ranked second on the team in tackles for loss (10), sacks (3.5) and quarterback hurries (5). The defensive end also posted a fumble recovery, a forced fumble and a blocked kick. Usher received All-Conference USA honorable mention. Senior Roy Robertson-Harris capped off his collegiate career by notching a team-best nine quarterback hurries and added 51 tackles (27 solo), 7.5 tackles for loss, four pass breakups and 2.5 sacks. He is currently with the Chicago Bears.

In 2014, Browning played a major role in the Miners increasing their tackle for loss, sack and quarterback hurry totals from the previous season. Under his leadership Robertson-Harris developed into one of the most impressive pass rushers in C-USA with a team-leading 9.5

tackles for losses and 3.5 sacks. The defensive lineman also garnered All-C-USA honorable mention recognition. Usher came into his own as well, racking up 41 stops (most among defensive linemen), 5.5 tackles for losses and three sacks. Browning was also able to coax solid senior years out of Maurice Chavis (four tackles for losses) and Cooper Brock (five tackles for losses/three sacks).

Browning's first year in El Paso resulted in his top two linemen (James Davidson and Horace Miller) signing NFL free agent contracts. Davidson, who paced the team in tackles for losses (seven) and sacks (four), landed with the Cincinnati Bengals. He was one of a select group of players to sack Texas A&M star Johnny Manziel at the collegiate level. Miller, who tallied 12 sacks in only three seasons with the Miners (tied for 10th in school history), signed with the Super Bowl champion Seattle Seahawks.

Browning served as a member of the Boise State staff for three years prior to making the move to El Paso. He was in charge of defensive quality control in 2010 before working as a defensive graduate assistant from 2011-2012.

Over three years the Broncos compiled a 35-4 record with two conference championships and three bowl wins. Boise State held national top-15 rankings in scoring defense in 2010 (second, 12.8 ppg), 2011 (12th, 18.7 ppg) and 2012 (eighth, 15.8 ppg). The Broncos rated in the top-20 in total defense in 2010 (second, 254.7 ypg), 2011 (16th, 320.9 ypg) and 2012 (13th, 315.6 ypg).

The Bronco defense produced 12 first team All-Conference selections during that span - DL Mike Atkinson (2012), DL Tyrone Crawford (2011), DB Jeron Johnson (2010), DL Demarcus Lawrence (2012), DL Shea McClellin (2010 & 2011), DB George Iloka (2010 & 2011), LB J.C. Percy (2012), DB Jamar Taylor (2012), LB Winston Venable (2010) and DL Ryan Winterswyk (2010). A four-year letterwinner at Boise State (2003-06), Browning concluded his career with

143 tackles (57 solo), 21.5 tackles for losses and 12.5 sacks.

After initially walking on to the team, he was named honorable mention All-WAC as a sophomore, second team as a junior and first team as a senior. He was also recognized as a second team Academic All-American by ESPN The Magazine in 2006. In the historic 43-42 win over Oklahoma in the 2007 Fiesta Bowl, Browning was credited with six tackles, a tackle for loss and a half-sack. He established career-highs for tackles (46), tackles for losses (11) and sacks (8.5) his senior year.

He graduated from Boise State with a bachelor's degree in communication in 2007. His wife's name is Leah.

BROWNING FILE

PERSONAL

Hometown: Lake Oswego, Ore.

EDUCATION

High School: Lake Oswego HS

College: Boise State

PLAYING EXPERIENCE

2003-06: Boise State

(2004 All-WAC honorable mention, 2005 All-WAC second team, 2006 All-WAC first team, 2006 Academic All-American by ESPN and 2007 Fiesta Bowl championship team.)

COACHING EXPERIENCE

2013-Pres.: UTEP

(Defensive Line Coach)

2011-12: Boise State

(Defensive Graduate Assistant)

2010: Boise State

(Defensive Quality Control)

↑ **RUNNING BACKS**



CORNELL JACKSON

STERLING (KAN.) COLLEGE '86

**Fifth Season at UTEP
29TH Season as a Coach**



Cornell Jackson took over as the Miners' running backs coach in 2013 after serving in the same capacity at Purdue over the previous four seasons.

In his fourth season with the UTEP coaching staff, Cornell had the privilege of coaching All-American and first team All-Conference USA running back Aaron Jones in 2016. Jones broke multiple program records under Cornell's direction, as the most notable achievement was becoming UTEP's all-time leading rusher with 4,114 yards – shattering a 28-year old record. That feat was reached when Jones set the single-season record with 1,773 yards (led C-USA) and ranked third nationally in rushing yards per game (147.8). Jones also rushed for 17 scores (third-most in program history). Jones earned multiple accolades during the season and capped his stellar career with a 301-yard effort in the season finale against North Texas. It was the second-most yards gained in a single game in program history and only the second 300-plus yard performance.

Jones was drafted by the Green Bay Packers in the fifth round (182nd pick) of the 2017 NFL Draft.

The Miners ranked fifth in C-USA in rushing yards per game (185.5) and rushed for 20 scores. UTEP averaged 5.4 yards on 409 attempts. Kevin Dove (one rush TD) and Walter Dawn (two rush TDs) contributed during their freshmen seasons. Dove rushed for 101 yards on 19 carries (5.3 avg.).

The rushing attack hit 230-plus yards four times, including a season-most 384 yards on 40 attempts (14.6 avg.) against North Texas. The Miners also rambled for 323 yards on 44 carries against Houston Baptist. The Miners opened the season with a 289-yard performance against rival NM State and added 237 yards at Florida Atlantic.

The 2015 campaign saw multiple injuries to the backfield, but did feature highlights from Jones and other ball carriers. Jones tallied a 91-yard

run for a score at Texas Tech, the longest in school history. Jones finished with 139 rushing yards – all in the first half against the Red Raiders before being lost to a season-ending injury.

Freshman T.K. Powell showed off his running talents, as he rattled off a career-high 124 yards against LA Tech on national television in the Sun Bowl. The Miners finished the night with 226 rushing yards against the Bulldogs.

In 2015, the Miners ran for a total of 1,761 yards on 447 attempts (3.9 avg.) and eight scores. The ball was spread around as eight players rushed for 130 or more yards during the campaign – Jeremiah Laufasa (381 yards) led the rushers, while LA Dowell ranked second with 276 yards. Jones (209), Kavika Johnson (209), Darrin Laufasa (183), Warren Redix (136), Powell (134) and Ryan Metz (130) rounded out the list. Dowell led the team with a pair of touchdown runs.

At NM State, UTEP rushed for a season-high 269 yards and found the end zone on a trio of occasions. D. Laufasa led the way with 85 yards on eight attempts, including a career-high 66-yard touchdown rush. Dowell rushed for 76 yards on 11 carries, including a 40-yard sprint to the end zone. Johnson chipped in with 40 yards against the Aggies. Metz also found the end zone on an eight-yard rush in the fourth quarter (1:19 remaining) that tied the game 44-44. The Orange and Blue won 50-47 in overtime.

UTEP featured a lethal ground game during the 2014 season, compiling 200+ yards in seven contests and 300+ yards four times. Jones became the ninth player in school history to run for 1,000 yards in a season. The Earl Campbell Tyler Rose Award honorable mention honoree rated 24th in the FBS with 110.1 yards per game and went over the century mark six times in 2014, including a career-high 237 yards in the season opener versus New Mexico.

Far from a one-man show, UTEP received stellar contributions from Nathan Jeffery (531 yards), Josh Bell (256) and Autrey Golden (101) out of the backfield while racking up 27 rushing touchdowns as a team. Meanwhile Golden (31) and

JACKSON FILE

PERSONAL

Hometown: Jackson, Miss.

EDUCATION

College: Sterling (Kan.) College

PLAYING EXPERIENCE

1984-86: Sterling (Kan.) College
(Two-time All-Conference defensive back)
1982-83: Hinds Junior College

COACHING EXPERIENCE

- 2013-Pres.:** UTEP
(Running Backs Coach)
- 2009-12:** Purdue
(Running Backs Coach)
- 2008:** Kansas State
(Linebacker Coach)
- 2007:** Baylor
(Running Backs Coach)
- 2006-05:** New Mexico
(Running Backs Coach)
- 2004:** Washington
(Running Backs Coach/
Recruiting Coordinator)
- 2003:** Washington
(Safeties Coach)
- 2002:** Washington
(Linebackers Coach)
- 2000-01:** Houston
(Linebackers Coach)
- 1996-99:** Arizona State
(Running Backs Coach)
- 1995:** New Mexico
(Linebackers Coach)
- 1992-94:** Pacific
(Linebackers Coach)
- 1990-91:** Utah State
(Linebackers Coach)
- 1988-89:** Central Missouri State
(Graduate Assistant)
- 1987:** Butler County (Kan.) CC
(Running Backs Coach)

RUNNING BACKS - JACKSON

Jones (30) flashed their versatility by ranking 1-2 on the team in receptions. During his first year at UTEP Jackson also coached Jones, who established himself as the top freshman rusher in school history. Jones tallied 811 yards in only nine games before his season was cut short due to injury. He was on pace to lead the nation in freshman rushing yardage before sustaining a blow to his ribs at North Texas on Nov. 9. Jones still compiled three 100-yard games en route to shattering the school freshman rushing record, which John Harvey had held for nearly 30 years. Jeffery went over the century mark in two of the last three games after Jones went down.

Jackson helped the Boilermakers land bowl bids during the 2011 and 2012 campaigns, participating in the Little Caesars Pizza Bowl and the Heart of Dallas Bowl respectively.

In 2009, Purdue had the Big Ten's no. 3 rusher in Ralph Bolden, who averaged 77.9 yards per game. Bolden was a second team all-league choice after rushing for 935 yards, despite missing most of the season finale at Indiana due to injury. Bolden ran for a career-high 234 yards against Toledo, the third-best tally in school history.

In 2010, the Boilermakers tied the school record by compiling five consecutive games with 200+ yards rushing. Purdue amassed 100+ yards on the ground in 10 of 12 games.

The Boilermakers ranked 33rd nationally in rushing offense in 2011, averaging 181.6 yards per game. That was the highest total by a Purdue team in six years. Eight different players collected at least 100 yards on the season.

Purdue also racked up 22 rushing touchdowns in 2011. Akeem Shavers was appointed MVP of the Little Caesars Pizza Bowl after rushing 22 times for 149 yards in a 37-32 win over Western Michigan. For the year, Purdue rushers lost only three fumbles on 535 carries.

Jackson was on the Kansas State staff in 2008, coaching the linebackers. He has also coached the running backs at Arizona State (1996-99), Washington (2004), New Mexico (2005-06) and Baylor (2007).

Jackson's stint in Tempe produced five running backs that were chosen in the NFL Draft, including two (Terry Battle and J.R. Redmond) who garnered All-Pac 10 honors. The Sun Devils played in three bowl games during Jackson's tenure (1996 Rose, 1997 Sun, 1999 Aloha).

While at Washington, Jackson coached the linebackers (2002) and the safeties (2003) prior to taking over as running backs coach. He also added recruiting coordinator to his list of responsibilities in 2004. The Huskies played in the 2002 Sun Bowl.

In 2005, the Lobos' DonTrell Moore earned Mountain West Offensive Player of the Year honors after becoming just the sixth player in NCAA history to rush for 1,000 yards in four separate seasons. A year later, Jackson coached first team All-Mountain West Conference pick Rodney Ferguson, who rushed for 1,132 yards in leading the Lobos to the New Mexico Bowl. Jackson had two separate coaching stints at New Mexico, including coaching the linebackers in 1995.

In 2000 and 2001, Jackson coached the linebackers at Houston. Under his tutelage Wayne Rogers was named the Conference USA co-Defensive Player of the Year in 2000. He was also linebackers coach at Utah State (1990-91) and Pacific (1992-94).

Jackson began his career as running backs coach at Butler County (Kan.) Community College in 1987, then moved to Central Missouri State as a graduate assistant working with the defensive ends in 1988 and 1989. Jackson has taken part in four NFL internships - with the San Diego Chargers (linebackers) in 2004, Denver Broncos (running backs) in 2001, St. Louis Rams (running backs) in 1999 and Seattle Seahawks (linebackers) in 1993.

A native of Jackson, Miss., Jackson played defensive back at Hinds Junior College in 1982 and 1983 before moving on to Sterling (Kan.) College, where he was a two-time All-Conference defensive back. He earned his bachelor's degree in Health and Physical Education in 1986.

His wife's name is Lorri.



SAFETIES/ASSISTANT SPECIAL TEAMS COORDINATOR/RECRUITING COORDINATOR



DON YANOWSKY

TOLEDO '82

Second Season at UTEP
37TH Season as a Coach

Don Yanowsky is in his second season with the Miners as the assistant special teams coordinator and safeties coach. Yanowsky was hired prior to the 2016 season and brought over three decades of coaching experience on both sides of the line of scrimmage.

Yanowsky mentored the safeties, including FS Devin Cockrell and SS Dashone Smith in 2016. Cockrell and Smith started all 12 games at their respective positions. Cockrell led all UTEP defensive backs in tackles (58), while ranking fourth overall on the defense. Smith led the Miners with a pair of interceptions and ranked sixth on the team in tackles (53). Smith picked off a pass in the end zone during UTEP's 5OT win at UTSA and came up with another pick the next week versus Old Dominion.

Sophomore Michael Lewis, who played a solid first year in 2015, will return for Yanowsky and is the no. 1 free safety listed on the preseason 2017 Depth Chart.

The Miners' pass defense ranked third in C-USA (209.0 avg.) as the safeties excelled in the backfield. UTEP also ranked fifth in total defense (419.3 yards allowed per game).

Recently Yanowsky, known as "Yano" in football circles, assumed duties as the special teams coordinator for two seasons with the Ottawa Redblacks (2014-15) of the Canadian Football League. Ottawa won the East Division with a 12-6 overall record. The Redblacks defeated the Hamilton Tiger-Cats, 35-28, in the Eastern Final to reach the 103rd Grey Cup against the Edmonton Eskimos.

The native of Chicago made his CFL debut with the Calgary Stampeders as the linebackers coach in 2012. Yanowsky held the position for two years. Calgary played in the 100th Grey Cup (2012).

Prior to joining the professional ranks, Yanowsky was the tight ends coach/recruiting coordinator at Memphis for two seasons (2010-11). It was his second stint with the Tigers, as he assumed duties with the offensive line and as recruiting coordinator (1989-95).

Yanowsky coached the tight ends at LSU in 2009, while also serving as the recruiting coordinator. Before coaching in Baton Rouge, Yanowsky coached two seasons (2007-08) at Boston College, serving as the tight ends coach and special teams coordinator.

Yanowsky's tight ends combined to catch 73 passes for 719 yards and five scores in 2007. The Eagles went 11-3, as they defeated Michigan State, 24-21, at the 2007 Champs Sports Bowl. Boston College also advanced to the 2008 Music City Bowl against Vanderbilt.

Prior to his arrival at Boston College, Yanowsky spent the 2006 season coaching tight ends and special teams under Skip Holtz at East Carolina. He coached at Duke for three years (2003-05), coaching the offensive line for two years, and the outside linebackers and special teams for one season.

Steve Logan hired Yanowsky at East Carolina for the first time in 2001, coaching the defensive line, and helping the Pirates earn a berth in the GMAC Bowl that year.

Other coaching stops for Yanowsky include a four-year stint (1997-2000) at Arkansas State; a one-year stay at Minnesota (1996) to coach the defensive line; and a three-year stay at Utah (1982-84) as the offensive line coach and recruiting coordinator.

Yanowsky got his start in coaching in 1981 when he was hired as a student assistant coach at his alma mater Toledo. He started two years at the offensive guard position for the Rockets (1979-80). Prior to transferring to Toledo, Yanowsky played at Snow Junior College at the same position (1978-79). From 1985-1987, Yanowsky coached at the high school level, serving as offensive coordinator at Bountiful (Utah) High School and later as the head coach at Viewmont High School in Utah, before returning to the collegiate ranks in 1989 at Memphis.

A 1982 graduate of Toledo, Yanowsky earned a degree in Education. Yanowsky is married to the former Janet Free and the couple has two sons, Donnie and Jacob.

YANOWSKY FILE

PERSONAL

Hometown: Chicago, Ill.

EDUCATION

College: Toledo

PLAYING EXPERIENCE

1979-80: Toledo

1978-79: Snow Junior College

COACHING EXPERIENCE

2016-Pres.: UTEP

(Assistant Special Teams
Coordinator/Safeties)

2014-15: Ottawa Redblacks (CFL)

(Special Teams Coordinator)

2012-14: Calgary Stampeders (CFL)

(Linebackers Coach)

2010-11: Memphis

(Tight Ends Coach/
Recruiting Coordinator)

2009: LSU

(Tight Ends Coach/
Recruiting Coordinator)

2007-08: Boston College

(Tight Ends Coach/
Special Teams Coach)

2006: East Carolina

(Defensive Line Coach)

2004-05: Duke

(Offensive Line Coach)

2001-02: East Carolina

(Defensive Line Coach)

1998-2000: Arkansas State

(Outside Linebackers Coach/
Special Teams Coach)

1997: Arkansas State

(Running Backs Coach)

1996: Minnesota

(Defensive Line Coach)

1989-95: Memphis

(Offensive Line Coach/
Recruiting Coordinator)

1987: Viewmont HS

(Head Coach)

1985-86: Bountiful HS

(Offensive Coordinator)

1982-84: Utah

(Offensive Line Coach/
Recruiting Coordinator)

1981: Toledo

(Student Assistant)



Chuck Veliz enters his first season with the Miners coaching wide receivers.

Prior to coming to UTEP, Veliz was the head coach and athletic coordinator for Montwood High School for 13 years and compiled 11 winning seasons with the Rams.

While with the Rams, Veliz mentored current Miner Warren Redix who earned back-to-back All-District 1-5A Overall MVP honors. During his senior campaign, Redix compiled 751 rushing yards on 63 carries and added 39 tackles. Redix had four showings with 100 or more receiving yards as a senior. As a junior he notched 857 yards (13.82 average) on 62 receptions and five touchdowns. The Rams finished the 2012 season 8-3 overall and 6-1 in league play. Montwood opened the season beating the highly competitive Odessa Permian.

In 2007, Montwood established a 10-2 overall record including an 8-0 league record. The team registered 270.3 receiving yards per game, 141.8 rushing yards per game and totaled 53 touchdowns on the season. The Rams recorded five showings of 300 or more passing yards.

In 2006, Veliz led the Rams to an 8-3 mark and a district championship. He mentored former Miner Julio Lopez, who was named first team All-District, All-City and honorable mention All-State after registering 51 catches for 978 yards and eight touchdowns.

Veliz led the Rams to a bi-district title in 2004, going 6-0 in district play and advancing to the second round of playoffs. Leading the way was

three-star recruit Edward Britton. Britton was an Associated Press Class 5A First Team All-State selection. He tallied 2,172 rushing yards, averaging nearly 9.0 yards per carry and 220.0 yards per game. Britton was a four-year letter-winner at Texas Tech.

Prior to coaching at Montwood, Veliz went 35-10 at Del Valle from 1998-2002. In 2000, the Conquistadores went 11-1 and Veliz was named the El Paso Times Coach of the Year.

Before being appointed the head coach of Del Valle, Veliz served as an assistant coach for the Conquistadores for five seasons and began coaching high school football at Bel Air from 1987-88.

Veliz graduated from Ysleta High School in 1982 and received his bachelor's degree from UTEP in 1987.

Veliz and his wife, Terri, have three children – Chris, Amanda and Joshua.

VELIZ FILE

PERSONAL

Hometown: El Paso, Texas

EDUCATION

College: UTEP

COACHING EXPERIENCE

2017-Pres.: UTEP

(Wide Receivers Coach)

2002-16: Montwood H.S.

(Head Football Coach)

1998-2002: Del Valle H.S.

(Head Football Coach)

1992-98: Riverside H.S.

(Defensive Coordinator)

1988-92: Del Valle H.S.

(Varsity Assistant Coach)

1987-88: Bel Air H.S.

(Assistant coach)

T CORNERBACKS



DERRIUS BELL

SMU '11

Second Season at UTEP
Fifth Season as a Coach



Derrius Bell is in his second season on the UTEP coaching staff, directing the cornerbacks.

Last season Bell mentored standout cornerback Justin Rogers. He earned Conference USA All-Freshman honors after posting 17 tackles and ranking second on the team with seven pass breakups. Rogers picked off a pass, forced a fumble and recovered a fumble. Starting cornerback Nik Needham also excelled under Bell as he led the team with 11 pass breakups (ranked tied for seventh in C-USA). Needham ranked fifth on the defense in tackles (54).

The Miners' pass defense ranked third in C-USA (209.0 yards allowed per game) as the safeties excelled in the backfield. UTEP also ranked fifth in the league in total defense (419.3 yards allowed per game).

Bell served as the Mustangs' defensive coordinator of quality control from 2013-14. Prior to being promoted to quality control, Bell was a graduate assistant under Miners defensive coordinator Tom Mason.

In 2012 he was instrumental in the Mustangs' defensive journey, as they posted two shut-outs and tied an NCAA interception record. SMU ranked 15th nationally in rush defense with just 118 yards per game, while also tying for third in takeaways (37), ranking second in fumble recoveries for touchdowns (16) and leading the nation in interceptions for touchdowns (eight).

Bell has not only aided Mason for three seasons but also played for him at SMU. He lettered for the Mustangs for three seasons (2007-2009) and appeared in over 20 games. During his playing career, he notched 66 tackles and two interceptions. As a sophomore he started in 11 games and totaled 53 stops, 5.5 tackles for loss and nine pass breakups. In 2007 he saw action in nine games as a true freshman.

Prior to heading to SMU, Bell was rated the 12th-best corner prospect in the country by ESPN.com. As a senior at Hillcrest High School he recorded 59 tackles, three picks and seven pass breakups. Bell also made an impact on special teams and offense, notching two kickoff returns for touchdowns and catching 13 passes for 158 yards and a score.

Bell received his degree from SMU in 2011. His older brother Dustin Bell played corner for the Miners in two seasons (2008-2009).

BELL FILE

PERSONAL

Hometown: Dallas, Texas

EDUCATION

College: SMU

PLAYING EXPERIENCE

2007-09: SMU

COACHING EXPERIENCE

2016-Pres.: UTEP
(Cornerbacks Coach)

2013-14: SMU
(Defensive Coordinator of Quality Control)

2012: SMU
(Graduate Assistant)



KIRK DAVIS

AKRON '98

16TH Season at UTEP
29TH Season as a Strength and
Conditioning Professional



Kirk Davis is in his 29th year in the strength and conditioning profession, and his 16th in charge of the UTEP speed, strength and conditioning program. Davis and his staff develop programs tailor-made for each of UTEP's 16 Division I-A sports. They also oversee the state-of-the-art Vandenburg Strength and Conditioning Center in the Larry K. Durham Sports Center and the Foster Stevens Basketball Center.

Under Davis' tutelage at Akron and UTEP numerous players have realized their dream of playing in the National Football League, including All-Pro Jason Taylor, Thomas Howard, Johnnie Lee Higgins and Da'Mon Cromartie-Smith. He also worked with current pros Joe Banyard (Buffalo Bills), Valentino Blake (New York Giants), Jon Dorenbos (Philadelphia Eagles), Aaron Jones (Green Bay Packers), Darrin Lauffasa (Cincinnati Bengals), Jameill Showers (Dallas Cowboys), Eric Tomlinson (New York Jets), Roy Robertson-Harris (Chicago Bears) and Nick Usher (Seattle Seahawks).

Davis served as an assistant with the Miners during the 2002-03 athletic year prior to being elevated to the head position. He was involved in all facets of the strength and conditioning program as an assistant, including working specifically with the men's and women's basketball, women's soccer and track and field teams.

Prior to coming to UTEP, Davis served as the football strength and conditioning coach at North Canton Hoover High School in North Canton, Ohio for two years.

A former member of the United States National Weightlifting Team, Davis is a member of the NSCA, where he is certified as a strength and conditioning specialist. He is also certified as a senior coach by USA Weightlifting and as strength and conditioning coach by the Collegiate Strength and Conditioning Coaches Association. He qualified for, and competed in, the 1996 Olympic Team Trials.

Davis was the first assistant strength and conditioning coach at the University of Akron for six years. He also had a four-year stint as a staff member at the Crystal Palace National Sports Center in London, England, working under the direction of the British National Team coach. During his career Davis has had a hand in developing numerous conference champions, All-Americans, national champions and many professional athletes.

A native of New Philadelphia, Ohio, Davis played running back at West Liberty State in West Virginia. He served in the U.S. Air Force from 1987-91 and received his degree in athletic training from the University of Akron.

He and his wife, Cheryl, were married in January 2009. Davis has three children -- Abigail, Andrew and Annalexis.

DAVIS FILE

PERSONAL

Hometown: New Philadelphia, Ohio

EDUCATION

College: Akron

PLAYING EXPERIENCE

West Liberty State

COACHING EXPERIENCE

2003-Pres.: UTEP

(Speed, Strength & Conditioning Coach)

2002-2003: UTEP

(Assistant Speed, Strength & Conditioning Coach)

1996-2001: Akron

(Assistant Strength & Conditioning Coach)

1994-1996: North Canton Hoover HS

(Football Strength & Conditioning Coach)

Four Years: Crystal Palace National

Sports Center
(Staff Member)

ASSISTANT ATHLETIC DIRECTOR FOR FOOTBALL OPERATIONS



NATE POSS

RICE '78
SUL ROSS STATE '89

20TH Season at UTEP
29TH Season as a Coach

Nate Poss joined the UTEP staff in March 1997 as director of football operations. Now the assistant athletic director for football operations, Poss' duties are wide-range, most importantly helping head coach Sean Kugler in the day-to-day operations of Miner football.

Poss is responsible for organizing and implementing team travel, arranges and coordinates UTEP's preseason camp both in El Paso and Ruidoso, N.M., and is responsible for the Miner football players' summer job placement around El Paso.

He also helps arrange community service appearances for Miner players and coaches, particularly with local school, the Child Crisis Center and the Boys and Girls Club. The football team has annually ranked among UTEP's top sports programs in community service hours.

A West Texas native, Poss helps the coaching staff in other areas, including overseeing the training table, compliance and recruiting weekends and assisting with academics. He works hand-in-hand with on-campus entities to coordinate players' scholarship checks and campus finances. He is also in charge of all logistics for the Miners Across Texas summer camps.

Poss graduated from Big Spring High School in Big Spring, Texas, where he was named to the school's "Team of the Century" for football. His performance as a wide receiver and defensive back gained him a scholarship to Rice. At Rice, Poss played defensive back for coordinator Charlie Bailey, former head coach of the Miners.

Poss earned four letters (1973-76) and was in the starting lineup two years (1975-76) for the Owls.

Upon receiving his B.A. in commerce and religion from Rice in 1978, Poss spent three years as sports editor of the Big Spring Herald and one year as editor of Big Time Sports magazine that served the Permian Basin. From 1984-88 Poss lived in Miami, Fla., where he was a marketing representative for the Fina Corp. In 1988 Poss returned to school at Sul Ross State University and worked on his master's degree in education, which he received in 1989. During his stay at Sul Ross, Poss served as running backs and defensive backs coach, as well as assistant basketball coach.

Poss also coached in the Texas prep ranks at Kermit High School (1991), Greenwood High in Midland (1992-93) and Coronado High in El Paso (1994-96). He was president of the El Paso Coaches' Association in 1996-97. He currently serves on the National Committee for Directors of Football Operations and is the Conference USA representative to the committee.

Nate's father, Delnor Poss, served as director of athletics at Midland Junior College for 17 years. In 1995 the elder Poss was honored as NJCAA Athletic Director of the Year. He has coached four national championship golf teams at Midland College. Delnor Poss was also inducted into the College Golf Hall of Fame in the summer of 2009.

POSS FILE

PERSONAL

Hometown: Big Spring, Texas

EDUCATION

High School: Big Spring High School

College: Rice
Sul Ross State

PLAYING EXPERIENCE

1973-76: Rice

COACHING EXPERIENCE

2013-Pres.: UTEP

(Assistant Athletic Director/
Director of Football Ops)

1997-2013: UTEP

(Director of Football Ops)

1994-96: Coronado High School

1992-93: Greenwood High School

1991: Kermit High School

1988-89: Sul Ross State

(Running Backs Coach,
Defensive Backs Coach
& Assistant Basketball Coach)

COACHING STAFF

GRADUATE ASSISTANT DEFENSE

**RAY
COTTMAN**

Missouri Western State '16

**First Season at UTEP
First Season as a Coach**



Ray Cottman will serve as a graduate assistant in 2017. Cottman will be assisting defensive coordinator Tom Mason.

Cottman concluded his collegiate football career at Missouri Western State. He saw the field in 14 games and led the team to a 12-2 overall finish. Cottman registered a total of 64 tackles, 3.5 tackles for loss, one interception (16 yards) and two pass breakups.

Cottman played linebacker for UCF as a junior and saw the field against Charleston Southern.

Prior to playing at UCF, Cottman played at Glendale Community College for two seasons. As a junior, he saw action in 10 games, notching 80 tackles, five sacks (21 yards), three forced fumbles and four fumble recoveries. Cottman was selected to the All-Western States Football League first team. During his sophomore campaign, Cottman played in 12 games and totaled 47 tackles, two sacks and one forced fumble.

Cottman played high school football at Ironwood Ridge in Tucson, Ariz. and earned first team all-city and second team All-Southern Arizona honors as a junior.

GRADUATE ASSISTANT OFFENSE

**JAMEEL
ERVING**

UTEP '14

**Second Season at UTEP
Second Season as a Coach**



Jameel Erving is in his second year as a graduate assistant during the 2017 season. Erving will work with the offense (receivers and quarterbacks).

Erving played the defensive back position for the Miners from 2013-14. During his senior season, Erving played in 12 games, making six starts. He ranked fifth on the team with 43 tackles, helping the Miners win seven contests to earn a bid to the New Mexico Bowl. Erving recorded his first interception in a UTEP uniform off his own tipped pass late in the game that helped seal a win over Middle Tennessee during the 2014 regular-season finale.

Erving started his collegiate career at Riverside City College (2011-12). He registered 44 tackles, an interception and a fumble recovery in 2012, helping the team to a 9-2 record and a Golden State Bowl victory over L.A. Harbor.

The Fontana, Calif., native played at Summit High School. During Erving's senior season he caught 32 passes for 397 yards and five total touchdowns, while ranking second on the team with three interceptions.

COACHING STAFF

GRADUATE ASSISTANT OFFENSE

**ROBERT
KUGLER**

PURDUE '15

*First Season at UTEP
First Season as a Coach*



Robert Kugler will serve as a graduate assistant in 2017. Kugler will be working with offensive line coach Spencer Leftwich.

Kugler played at Purdue from 2012-15. He was a mainstay on the offensive line during his career with 43 consecutive starts at center and was twice voted a captain by his teammates. He was named to the 2015 Rimington Trophy watch list. Kugler garnered All-Big Ten honorable mention recognition and was invited to play in the 2015 East/West Shrine Game.

He closed out his collegiate career earning the Guy "Red" Mackey Award, which is presented to a player on each varsity team at Purdue that exemplifies the overall success of the University's intercollegiate athletics programs.

Kugler not only excelled on the field but also was a three-year Academic All-Big Ten recipient, three-time CoSIDA Academic All-District 5 honoree, a three-time Big Ten Distinguished Scholar-Athlete and a second team CoSIDA Academic All-America with a cumulative GPA of 3.85. Kugler was also named to the Dean's List all eight semesters as an undergraduate student.

Kugler graduated from Purdue in 2015 as a double major in history and political science.

Kugler signed a free agent deal with the Buffalo Bills in 2016.

GRADUATE ASSISTANT FOOTBALL OPERATIONS

**JACOB
MARTINEZ**

UTEP '16

*Second Season at UTEP
Second Season as a Coach*



Jacob Martinez will serve as a graduate assistant in 2017. Martinez will assume duties with football operations under Nate Poss for a second year in a row.

Martinez, a native of El Paso, was on the scout team during his first three years (2011-13) with the program. Martinez saw his first collegiate action against North Texas on Nov. 15, 2014 where he rushed for 16 yards.

Martinez earned three varsity letters as a running back at Cathedral High School. In 2009 he rushed for 784 yards and seven scores, while producing 571 yards and six touchdowns his senior season. Martinez grinded out 204 yards and three scores on 35 carries against Mountain View

GRADUATE ASSISTANT DEFENSE

**TRAUN
ROBERSON**

UTEP '15

*Second Season at UTEP
Second Season as a Coach*



Traun Roberson is in his second year as a graduate assistant in 2017. Roberson will work with cornerbacks coach Derrius Bell.

Roberson was a defensive back for the Miners from 2010-15. Roberson's career took off during the 2013 season when he tallied a career-high in tackles (24), after playing in only three contests from 2010-12 due to injuries. The native of DeSoto, Texas, made a dramatic recovery and played in a total of 33 games from 2013-15.

As a senior Roberson was named special teams captain and started a career-best 10 games. Roberson recorded 23 tackles, including career-highs in solo stops (19) and pass breakups (four), along with his first career interception versus Incarnate Word.

Roberson's best game was a 13-tackle performance against New Mexico during the 2013 season opener in the Sun Bowl. He also forced his first career fumble versus the Lobos.

In Roberson's senior season at DeSoto High School, he was a unanimous first team All-District 11-5A selection and voted team MVP for the secondary position.

SUPPORT STAFF

ADMINISTRATIVE ASSISTANT

DONNA CHANDLER

Donna Chandler has worked in the UTEP athletic department since 1998, starting in the business office before joining the football staff in September, 2005. She was a football volunteer from 1998-2005.

Chandler is responsible for the reception area in the football offices. She also performs essential office duties to support assistant coaches and staff, and works with the players to provide complementary game tickets. Chandler compiles contact information for the players, assists as a liaison to NFL scouts and, on game day, helps the video staff.

She received her bachelor's degree in Finance from UTEP in 1999. She also graduated from Eastwood High School in El Paso.

ADMINISTRATIVE ASSISTANT

MONA GARRIDO

Mona Garrido became a member of the UTEP football staff on March 24, 1982, and is in her 36th season with the Miners. As an administrative assistant Garrido oversees, supervises and delegates all facets of administrative day-to-day operations of the football office, football staff and Larry K. Durham Sports Center. She works closely with the Assistant Athletic Director for Football Operations, assisting with team travel, training table, budget and other areas. Garrido also serves as the personal assistant to Head Coach Sean Kugler.

She received a Distinguished Achievement Award in Service to the University in 1999. Garrido attended UTEP after graduating from Coronado High School in El Paso in 1976.

She and her husband, Elias "Lee" Garrido, have been married for 34 years and are very active in their church.

HEAD ATHLETIC TRAINER

DAWN HEARN

Dawn Hearn is in her 30th year as an athletic trainer for the UTEP football team. She started in 1988 as an assistant to David Binder. In April of 1995, Hearn was promoted to head athletic trainer. At the time she was one of only three females in charge of the training room at a Division I-A athletic program, and one of two in charge of football. Hearn supervises four full-time assistants, five graduate assistants and approximately 20 undergraduate student trainers at UTEP. Nearly 50 of her former workers are currently serving as athletic trainers.

In December 1985, she graduated from Iowa State with a bachelor's degree in Physical Education and minors in Athletic Training and Coaching. Upon passing the national exam, she became a certified athletic trainer in April, 1986. Hearn attended graduate school at Ohio University, where her graduate assistantship consisted of covering Jackson High School athletics. She graduated in June 1987 with a Master's of Science Degree in Physical Education with an emphasis in Athletic Training, and spent three summers with the U.S. Volleyball Association.

Hearn loves spending time during the summer months at Elephant Butte Lake on her boat with her dogs.

VIDEO COORDINATOR

JUERGEN KARP

Juergen Karp has served as UTEP's video coordinator since 1997. He and his staff film practices and games for the UTEP coaching staff, while handling video exchange with opponents and providing tapes to referees and NFL scouts.

A native of Hildesheim, Germany, Karp came to the United States after working in the medical field from 1990-97. He founded an American Football Club in his hometown, the Hildesheim Invaders, and was a starter and team captain from 1983-94. The first player in club history to have his jersey retired, Karp was a two-time MVP and two-time first team All-State selection. He was also a head coach and assistant coach with the team.

Karp has two degrees from UTEP – a Bachelor of Science, which he received in 2003, and a Bachelor of Communication, which he added in 2007. His wife's name is Patricia Azarcon Karp. He has two daughters, Ve-Denise and Lauren and two sons Eric Justin and Kyle.

SUPPORT STAFF

ADMINISTRATIVE ASSISTANT

NORMA POSADA

Norma Posada is in her 19th season as a member of the UTEP football staff. Posada works with the coaches on all aspects of the recruiting process, including arranging coaches' travel, official recruit weekends and recruiting film. More importantly, she is responsible for yearly maintenance of the football office's national recruiting database, Cyber Sports. Posada also provides daily administrative support to assistant coaches and other staff members.

An El Paso native and Riverside High School graduate, Posada received her bachelor's degree in Business Management from UTEP in the spring of 2010. She received the UTEP President's Staff Scholarship Award in 2005.

She and her husband, Mike, have been married for 20 years. They have two daughters – Cynthia Adame, a 2005 UTEP graduate who added a second degree from the school's "Fast Track" nursing program, and Naomi Posada, who is 15 years old.

EQUIPMENT MANAGER

SEKOU WALKER

Sekou Walker is in his 14th season as UTEP's equipment manager. He and his staff are in charge of outfitting the Miner football team.

Walker got his start in the UTEP equipment room as a student assistant while pursuing his bachelor's degree in Finance, which he received in 1992. Upon graduation, he served as assistant equipment manager for the Birmingham Barracudas in the Canadian Football League in 1995. Walker also was an equipment intern at Dallas Cowboys Training Camp in 1997.

Walker and his wife, Jacqueline, have two daughters – Kyra (11 years old) and Kaitlin (eight years old).





IN REVIEW

GAME ONE vs. NM STATE



NMSU	22
UTEP	38
SUN BOWL STADIUM (30,119)	
SEPTEMBER 3, 2016	

#5 THINGS

1. Aaron Jones rushed for 249 yards and a pair of touchdowns, including a 75-yard dash to pay dirt in the fourth quarter. Jones also compiled 292 all-purpose yards.
2. Terry Juniel recorded 104 yards on six punt returns. Juniel's six returns are tied with four other Miners for fifth-most during a single game, while his 104 yards are eighth-most in a single contest.
3. UTEP's 518 total yards are the third-most during the Sean Kugler era, while Kugler improved to 4-0 against NM State.
4. Cole Freytag tallied a career-high 95 receiving yards on four receptions and Hayden Plinke registered his first score in a UTEP uniform.
5. Defensively, Devin Cockrell returned to the field after missing 2015 and recorded six tackles, while Alvin Jones chalked up another double-digit tackle performance with 12 stops.

Aaron Jones rushed for 249 yards, a career-high and third-most in UTEP history, and the Miners celebrated his return to the lineup by dusting NM State, 38-22, in the FirstLight Federal Credit Union Battle of I-10.

UTEP (1-0) has beaten NM State (0-1) eight consecutive times for its longest winning streak in the 94-game series.

The Miners led throughout after Jones put them ahead 7-0 on a 37-yard touchdown run five minutes into the game. Jones added a 75-yard scoring burst early in the fourth period.

He carried the ball 31 times and added a pair of catches for 43 yards with 292 yards of offense, also a personal best.

Jones appeared to get stronger as the game wore on. He rushed for 55 yards in the first quarter, 33 in the second, 21 in the third and a whopping 140 (on only nine attempts) in the final frame.

The Miners finished with 518 yards of offense and 289 rushing. Quarterback Zack Greenlee had a successful debut. The Fresno State transfer completed 15-of-27 passes for 229 yards and three scores.

The UTEP defense yielded 345 yards to the Aggies, as Jones' brother Alvin registered a team-high 12 tackles.

But the story of the night was a return to dominance for Aaron Jones, who missed the final 10 games of the 2015 season with an ankle injury, but showed that he's back and better than ever.

Another El Paso native, receiver Cole Freytag, put together a great start to his senior year by recording four catches for a career-high 95 yards, including a 46-yard TD midway through the second quarter. Warren Redix and Hayden Plinke also had touchdown catches for UTEP.

True freshman Quardraiz Wadley had a promising debut for the Miners, gaining 36 yards on 10 carries. Another impressive newcomer was junior college transfer Terry Juniel who ignited UTEP's special teams with six punt returns for 104 yards and one kickoff return for 26 yards.

Quarterback Tyler Rogers completed 17-of-41 passes for 206 yards for the Aggies, and was also the team's leading rusher (63 yards and a score).

UTEP led 31-10 late in the third quarter before NM State put together a couple of late scoring drives to keep the score respectable. The Aggies' last-ditch chance at a comeback expired when Rogers' slant pass to Jaleel Scott fell incomplete at the UTEP 29-yard line with 6:36 remaining.

The Miners ran out the clock after moving deep into Aggie territory.

SCORING SUMMARY

	1ST	2ND	3RD	4TH	F
NMSU	3	0	13	6	22
UTEP	7	17	7	7	38

QTR	TIME	SCORING PLAY
1st	10:18	UTEP- Aaron Jones 37 yd run (Jay Mattox kick)
	06:53	NMSU - Parker Davidson 18 yd field goal
	11-74 3:25	
2nd	11:11	UTEP - Jay Mattox 23 yd field goal
	14-66 7:56	
	07:34	UTEP- Cole Freytag 46 yd pass from Zack Greenlee (Jay Mattox kick)
	5-64 2:34	
	00:09	UTEP - Warren Redix 3 yd pass from Zack Greenlee (Jay Mattox kick)
	16-87 4:44	
3rd	03:53	NMSU - Tyler Rogers 4yd run (Davidson,Parker kick)
	12-99 4:04	
	01:12	UTEP - Hayden Plinke 11 yd pass from Zack Greenlee (Jay Mattox kick)
	5-75 2:41	
	00:00	NMSU- Jason Huntley 1 yd run (Davidson,Parker kick failed)
	6-75 1:12	
4th	14:47	UTEP - Aaron Jones 75 yd run (Jay Mattox kick)
	1-75 0:13	
	12:18	NMSU - DeMarcus Owens 50 yd fumble recovery (Rogers,Tyler pass failed)

TEAM STATISTICS

	NMSU	UTEP
First Downs	19	28
Rushing Attempts-Yards	30-139	49-289
Passing Yards	206	229
Passes	17-41-0	15-28-0
Total Offense	71-345	77-518
Punt Returns-Yards	1-0	6-104
Kickoff Returns-Yards	2-35	1-26
Punts-Average	7-48.3	5-43.8
Fumbles-Lost	0-0	3-1
Penalties-Yards	7-40	7-56
Time of Possession	22:36	37:24

INDIVIDUAL STATS

Rushing	UTEP: Jones 31-266; Wadley 10-58; Johnson 3-15; Redix 1-3; Juniel 1-0; Greenlee 2-0. NMSU: Rogers 9-63; Huntley 12-53; Royce 3-15; Xavier 6-9.
Passing	UTEP: Z. Greenlee 15-27-0-229; K. Johnson 0-1-0. NMSU: T. Rogers 17-41-0-206
Receiving	UTEP: Freytag 4-95; Jones 3-43; White 2-36; Johnson 2-26; Juniel 2-15; Plinke 1-11; Redix 1-3 NMSU: Scott 5-68; Clark 4-41; Caldwell 3-57; Huntley 2-7; Taylor 1-16; Aganon 1-14; Boone 1-3.
Interceptions	UTEP: None. NMSU: None.
Tackles	UTEP: Jones 4-12; Usher 3-7; Cockrell 3-6; Beverly 4-5; Montegut 3-5. NMSU: Butler 9-15; Nwangwa 8-14; Hanks 7-11; Owens 3-6; Hood 3-6.

GAME TWO AT NO. 11 TEXAS



UTEP	7
TEXAS	41
D.K. ROYAL STADIUM (92,863) SEPTEMBER 10, 2016	

#5 THINGS

1. Aaron Jones registered the 12th 100-yard rushing game in his career after finishing with 123 yards on 18 attempts, including a 51-yard rushing score. Jones racked up 104 yards of his total in the second quarter.
2. Nick Usher tied his career high with a pair of quarterback sacks.
3. Jayson VanHook registered seven tackles and his first career sack, including 1.5 tackles for loss.
4. Dante Lovilotte recorded 10 tackles (six solo) and a tackle for loss in his second career game as a Miner. Lovilotte also forced a fumble as he forced the ball out of bounds before the runner crossed the goal line.
5. UTEP played in front of its second-largest crowd (92,863) in program history.

Shane Buechele completed 22-of-27 passes for 244 yards and four touchdowns, leading no. 11 Texas to a 41-7 victory over UTEP at Texas Memorial Stadium.

The Longhorns (2-0) scored the game's final 31 points after UTEP (1-1) closed to within a field goal (10-7) midway through the second quarter.

Texas had a balanced offensive attack with 245 yards passing and 171 rushing, and UTEP was limited to 208 yards and 10 first downs.

The Miners totaled one first down and 21 yards in the first quarter. Meanwhile, Texas took a 10-0 lead on a 29-yard pass from Buechele to Jerrod Heard and a 22-yard field goal by Trent Domingue.

UTEP came alive in the second quarter behind national rushing leader, at the time, Aaron Jones. He rambled for 104 yards on 10 carries in the period, including a 51-yard sprint to the end zone that cut the Longhorns' lead to 10-7 with 8:28 to play in the half. The Miner defense set up the drive by forcing a three and out with back-to-back sacks of Buechele by Jayson VanHook and Nick Usher.

Texas tacked on a 43-yard field goal by Domingue and an eight-yard TD pass from Buechele to Jacorey Warrick to head to the locker room up 20-7.

Jones rushed for 114 yards in the first half to go over the century mark for the 12th time in his career. He has had a 100-yard rushing quarter in his last three games dating back to the 2015 season.

The Miners were limited to two first downs and 15 yards in the third quarter as Texas added two touchdowns to push its lead to 34-7. The Longhorns pounded out a 12-play, 52-yard drive, capped by a one-yard punch into the end zone by Chris Warren III, then struck in a more timely fashion as Buechele found Dorian Leonard for a 46-yard scoring pass.

A seven-yard pass from Buechele to Heard with 9:30 remaining completed the scoring.

Kavika Johnson, making his first start at quarterback for UTEP in place of the injured Zack Greenlee, completed 9-of-15 passes for 42 yards and rushed 13 times for -2 yards. He was relieved by Ryan Metz in the fourth quarter.

Jones finished with 123 yards on 18 carries. True freshman Walter Dawn was the leading receiver with 19 yards on three catches and another newcomer, junior college transfer linebacker Dante Lovilotte, was credited with a game-high 10 tackles.

Warren rushed for 95 yards for the Longhorns and Warrick contributed 73 yards receiving.

SCORING SUMMARY

	1ST	2ND	3RD	4TH	F
UTEP	0	7	0	0	7
TEXAS	10	10	14	7	41

QTR TIME SCORING PLAY

1st	09:32	UT - Jerrod 29 yd pass from Shane Buechele (Trent Domingue kick) 3-60 0:37
	00:39	UT - Trent Domingue 22 yd field goal 4-1 1:37
2nd	08:28	UTEP - Aaron Jones 51 yd run (Jay Mattox kick) 3-60 1:25
	04:42	UT - Trent Domingue 22 yd field goal 11-49 3:46
	01:22	UT - Jacore Warrick 8 yd pass from Shane Buechele (Trent Domingue kick) 9-60 2:12
3rd	08:09	UT - C. Warren III 1 yd run (Trent Domingue kick) 12-52 3:30
	06:07	UT - Dorian Leonard 46 yd pass from Shane Buechele (Trent Domingue kick) 2-54 0:25
4th	09:30	UT - Jerrod 7 yd pass from Shane Buechele (Trent Domingue kick) 7-70 2:05

TEAM STATISTICS

	UTEP	TEXAS
First Downs	10	23
Rushing Attempts-Yards	40-135	47-171
Passing Yards	73	245
Passes	14-21-0	23-28-0
Total Offense	61-208	75-416
Punt Returns-Yards	1--7	4-32
Kickoff Returns-Yards	7-128	0-0
Punts-Average	11-34.2	5-50.4
Fumbles-Lost	3-1	1-1
Penalties-Yards	8-78	10-115
Time of Possession	33:59	26:01

INDIVIDUAL STATS

Rushing	UTEP Jones 18-123; Wadley 6-13; Nelson 2-2; Dawn 1--1; Johnson 13--2. TEXAS Warren III 20-95; Buechele 11-34; Porter 8-33; Heard 1-5; Houston 3-3; Swoopes 2-3.
Passing	UTEP Johnson 9-15-0-42; Metz 5-6-0-31. TEXAS Buechele 22-27-0; Swoops 1-1-0-1
Receiving	UTEP Dawn 3-19; Freytag 2-12; Nelson 2-12; Batson 1-17; Plinke 1-10; Redix 1-5; White 1-4; Juniel 1-1; Jones 1-1; Taylor 1--1. TEXAS Warrick 7-73; Heard 6-46; Foreman 3-23; Leonard 2-52; Burt 2-28; Oliver 1-10; Humphrey 1-7; Johnson 1-6.
Interceptions	UTEP None. TEXAS None.
Tackles	UTEP Lovilotte 6-10; Jones 4-8; Usher 6-7; VanHook 4-7; Beverly 5-6. TEXAS Wheeler 4-7; Hager 3-7; Ford 3-6; Jefferson 3-6.

GAME THREE vs. ARMY



ARMY	14
UTEP	66
SUN BOWL STADIUM (37,893)	
SEPTEMBER 17, 2016	

#5 THINGS

1. Aaron Jones finished with 67 yards rushing, while also finding the end zone on a 24-yard run in the third quarter.
2. Eddie Sinegal hauled in his first career reception in the fourth quarter; he finished with three catches for 23 yards.
3. Tyler Batson registered a season-high 61 yards on a pair of catches; Hayden Plinke caught the second touchdown in his career during the third quarter.
4. Dante Lovilotte recorded a career-high 11 tackles, while Cooper Foster, Mike Sota and Brian Madunezim each tallied seven stops.
5. UTEP's 91-yard scoring drive in the third quarter was the eighth scoring drive of 90 yards or more during the Sean Kugler era.

Andy Davidson and Chris Carter combined for 200 of Army's 424 yards rushing, as the Black Knights cruised to a 66-14 victory over UTEP on Saturday night in the Sun Bowl.

Army, off to a 3-0 start for the first time in 20 years, scored the game's first 38 points and kept the Miners (1-2) off the scoreboard until early in the third quarter. The Black Knights did not punt and racked up 598 yards.

Zack Greenlee completed 7-of-15 passes for 106 yards, and Aaron Jones rushed 11 times for 67 yards for the Miners, who were held to 269 yards.

Davidson gained 17 yards on 106 carries, and Carter added 94 yards on nine attempts. Army also received 71 yards rushing from Darnell Woolfolk.

The Black Knights were playing with heavy hearts after cornerback Brandon Jackson lost his life in a car accident the week prior. They rode the emotional wave to a 38-0 lead as four players scored rushing touchdowns and Max Regan added a 13-yard fumble recovery for a score before UTEP collected its first points.

Jones broke free for a 24-yard touchdown to make it 38-7, but Army responded with a nine-play, 75-yard drive, capped by a one-yard touchdown run by Woolfolk, who scored three times on the night.

After Hayden Plinke reeled in a three-yard scoring pass from Greenlee, Army put together a seven-play, 75-yard drive as Woolfolk barreled into the end zone from eight yards out.

Rated no. 4 nationally in time of possession coming into the game, the Black Knights dominated the stat line 41:40 to 18:20.

Junior college transfer Dante Lovilotte was the star on defense for the Miners as he was credited with a career-high 11 tackles.

A crowd just shy of 38,000 was on hand as UTEP paid tribute to the nation's military beginning with a spectacular pregame show and ending with postgame fireworks.

SCORING SUMMARY

	1ST	2ND	3RD	4TH	F
ARMY	3	21	28	14	66
UTEP	0	0	14	0	14

QTR	TIME	SCORING PLAY
1st	07:10	ARMY - M. Howard 27 yd field goal 14-65 7:50
2nd	13:45	ARMY - D. Woolfolk, 9 yd run (M. Howard, kick) 12-80 5:30
	07:42	ARMY - Chris Carter 2 yd run (M. Howard kick) 8-60 3:46
	00:09	ARMY - Jordan Asberry 2 yd run (Howard, M. kick) 12-82 5:27
3rd	12:36	ARMY - Andy Davidson 33 yd run (Howard, M. kick) 3-54 1:11
	12:27	ARMY - Max Regan 13 yd fumble recovery (Howard, M. kick)
	11:37	UTEP - Aaron Jones 24 yd run (Jay Mattox kick) 2-46 0:40
	06:34	ARMY - D. Woolfolk 1 yd run (M. Howard kick) 9-75 5:03
	03:36	UTEP - Hayden Plinke 3 yd pass from Zack Greenlee (Jay Mattox kick) 7-91 2:51
	00:43	ARMY - D. Woolfolk 8 yd run (Blake Wilson kick) 7-75 2:53
4th	10:48	ARMY - Joe Walker 39 yd pass from McGue, Malik (Blake Wilson kick) 7-71 3:59
	05:38	ARMY - E. St. Hilaire, 2 yd run (Blake Wilson kick) 6-32 3:28

TEAM STATISTICS

	ARMY	UTEP
First Downs	33	10
Rushing Attempts-Yards	73-426	19-88
Passing Yards	174	166
Passes	7-8-0	12-23-1
Total Offense	81-600	42-254
Punt Returns-Yards	3-19	0-0
Kickoff Returns-Yards	0-0	8-195
Punts-Average	0-0	5-41.8
Fumbles-Lost	1-0	1-1
Penalties-Yards	2-10	6-41
Time of Possession	41:40	18:20

INDIVIDUAL STATS

Rushing	UTEP: Jones 11-72; Nelson 3-27; Metz 1-2; Wadley 1-2; Johnson 3-5. ARMY: Davidson 17-106; Carter 9-94; Woolfolk 15-73; Asberry 6-40; Bradshaw 6-37; Macek 6-21; St. Hilaire 3-16; McGue 4-15; Walker 1-11; Velez 1-8; Campbell 2-7; Coates 1-5; Drake 1-2.
Passing	UTEP: Z. Greenlee 9-17-0-144; K. Johnson 1-3-1-6; R. Metz 2-3-0-16. ARMY: A. Bradshaw 3-4-0-64; C. Carter 2-2-0-47; M. McGue 2-2-0-63.
Receiving	UTEP: Sinegal 3-23; Batson 2-61; Jones 2-10; Dawn 1-31; Freytag 1-22; Laufasa 1-11; Plinke 1-3. ARMY: J. Walker 1-39; Campbell 1-33; K. Walker 1-28; Parker 1-24; St. Hilaire 1-19; Poe 1-17; Ejekam 1-14.
Interceptions	UTEP: None. ARMY: Washle 1-11.
Tackles	UTEP: Lovilotte 6-11; Smith 3-8; Madunezim 1-8; Sota 2-7; Foster 1-7. ARMY: King 2-5; Aukerman 3-4; McClinton 3-4; Hyatt 3-3; Riley 2-3.

GAME FOUR vs. SOUTHERN MISS



SOUTHERN MISS	34
UTEP	7
SUN BOWL STADIUM (21,419)	
SEPTEMBER 24, 2016	

#5 THINGS

1. Aaron Jones gained 127 yards on 16 carries (7.9 avg.) and a touchdown (13th career 100-yard game). Jones's score came on a 68-yard scamper in the first quarter.
2. Aaron Jones rushed for 117 yards in the first half, making it the 10th time he hit 100-plus yards in a single half during his career.
3. Greg Long made his first career start at the right guard position.
4. Alan Luna booted a career-high 69-yard punt during the third quarter.
5. Devin Cockrell recovered his first career fumble; Mike Sota registered a career-high nine tackles.

Southern Miss scored two touchdowns late in the second quarter to break open a close game as it opened defense of its Conference USA West Division title with a 34-7 win at UTEP.

The Golden Eagles (3-1, 1-0 C-USA) scored 17 points off three turnovers by the Miners (1-3, 0-1 C-USA), who struggled in all facets offensively. Zack Greenlee and Ryan Metz combined to complete 14-of-28 passes for 113 yards and the Miners finished with 145 yards rushing, 99 of which came in the first half.

Aaron Jones was responsible for all 99 of the Miners' first quarter yards. He finished with 127 yards on 16 carries for his third 100-yard performance in four outings.

UTEP, which dropped its third straight C-USA opener in the Sun Bowl, took a 7-3 lead on a 68-yard run by Jones with 5:37 remaining in the first quarter. The Miners trailed 10-7 with under four minutes remaining in the half before the Golden Eagles struck twice to take a 17-point lead (24-7) to the locker room.

First, Ito Smith caught a 28-yard touchdown pass from Nick Mullens, then Allenzae Stagers reeled in a three-yard reception for six points.

The Golden Eagles shut out the Miners in the second half as UTEP had three drives end on downs and two on turnovers. Three of UTEP's seven second-half drives screeched to

a halt inside the Southern Miss 30-yard line. Penalties were also a problem for the fourth straight game as the Miners were whistled six times for 57 yards.

UTEP finished 1-for-11 on third down and 0-for-3 on fourth down.

Mullens, the preseason C-USA Offensive Player of the Year, completed 16-of-27 passes for 176 yards with three touchdowns. Smith rushed 16 times for 108 yards. The Golden Eagles lost two second-half fumbles that the Miners were unable to convert into points.

Outside of the two late first-half scores by the Golden Eagles, another major turning point came midway through the third period when UTEP, trailing 24-7, had first and goal at the two-yard line. Jones was stuffed for no gain and, on second down, Greenlee was picked off by the Golden Eagles' Curtis Mikell, who ran 100 yards for a TD and extended the visitors' lead to 24 points.

UTEP had an improved performance on defense, holding the Golden Eagles to 378 yards - 140 below their season average - as Mike Sota was credited with a career-high nine tackles. The Miners were playing without standout linebacker Alvin Jones and promising freshman lineman Gene Hopkins.

SCORING SUMMARY

	1ST	2ND	3RD	4TH	F
SOUTHERN MISS	3	21	7	3	34
UTEP	7	0	0	0	7

QTR	TIME	SCORING PLAY
1st	09:20	USM- P. Shaunfield 37 yd field goal 13-59 5:40
	05:37	UTEP - Aaron Jones 68 yd run (Jay Mattox kick) 2-93 0:42
2nd	06:39	USM - D.J. Thompson 6 yd pass from Nick Mullens (P. Shaunfield kick) 7-73 3:05
	03:57	USM- Ito Smith 28 yd pass from Nick Mullens (P. Shaunfield kick) 1-28 0:09
	01:30	USM - A. Stagers 3 yd pass from Nick Mullens (P. Shaunfield kick) 5-47 1:44
3rd	08:01	USM - Curtis Mikell 100 yd INT return (P. Shaunfield kick) 0-0 0:00
4th	12:01	USM - P. Shaunfield 46 yd field goal 4-4 0:56

TEAM STATISTICS

	USM	UTEP
First Downs	18	10
Rushing Attempts-Yards	39-202	26-145
Passing Yards	176	113
Passes	16-27-0	14-28-2
Total Offense	66-378	54-258
Punt Returns-Yards	4-41	1--1
Kickoff Returns-Yards	0-0	4-71
Punts-Average	4-45.2	6-51.0
Fumbles-Lost	2-2	2-1
Penalties-Yards	4-30	6-57
Time of Possession	32:28	27:32

INDIVIDUAL STATS

Rushing	UTEP Jones 16-127; Wadley 5-35; Nelson 2-1; Laufasa 1-0; Greenlee 1--9. USM Smith 16-108; Payne 9-46; Parks 3-16; Stagers 1-12; Mullens 4-10; Adamson 2-7; Holmes 1-5; Kilcrease 1-1; Thompson 1-0; Robertson 1--3.
Passing	UTEP Metz 7-14-0-51; Greenlee 7-14-2-62. USM Mullens 16-27-0-173
Receiving	UTEP Sinegal 3-24; Juniel 2-11; Johnson 2-5; Freytag 1-33; Nelson 1-14; White 1-10; Plinke 1-8; Napier 1-4; Redix 1-4; Taylor 1-0. USM Thompson 4-48; Smith 4-33; Robertson 3-33; Stagers 2-26; Holmes 1-18; Allen 1-15; Harris 1-3.
Interceptions	UTEP None. USM Mikell 2-100.
Tackles	UTEP Sota 2-9; Usher 1-9; Cockrell 3-6; Firstley 2-6; Bresolin 2-5. USM Antoine 5-8; Bradley 2-6; Harris 1-6; Armstrong 2-4; Douglas 3-3.

GAME FIVE AT LA TECH



UTEP	7
LA TECH	28
LATECH STADIUM (22,101) OCTOBER 1, 2016	

#5 THINGS

1. Eddie Sinegal recorded career highs in receptions (six) and yards (102) becoming the first Miner since Oct. 24, 2015 to reach over 100 yards receiving.
2. Aaron Jones rushed for 94 yards, surging into the 3,000-yard rushing club at UTEP. Jones tallied 109 all-purpose yards.
3. Hayden Plinke hauled in his third touchdown of the season, while hauling in a season-high eight receptions for 66 yards.
4. UTEP quarterbacks combined for season highs in yards (293) and completions (25).
5. Nick Usher and Nik Needham each recorded eight tackles; Justin Rogers tallied a career-high two pass breakups.

Jarred Craft rushed for 146 yards, including a game-changing 70-yard score early in the fourth quarter, as LA Tech pulled away down the stretch for a 28-7 win over UTEP in Ruston.

Making his first start for the Miners since the 2015 season finale, quarterback Ryan Metz gave the offense a lift before taking a blow to the head with about nine minutes left in the game. UTEP trailed 21-7 at that point and was facing fourth and three at the Bulldog 22-yard line.

Zack Greenlee came in and threw an incomplete pass to Hayden Plinke, who established season highs for catches (eight) and yards (66).

Louisiana Tech (2-3, 1-1 C-USA) put the game away with a 12-play, 78-yard drive, capped by a nine-yard touchdown pass from Ryan Higgins to Trent Taylor with 1:29 remaining.

Higgins completed 19-of-28 passes for 191 yards and two touchdowns, and Taylor snared 10 balls for 121 yards and a score.

Metz finished 20-of-28 for 215 yards with a touchdown and an interception for UTEP (1-4, 0-2 C-USA).

The Miner defense forced LA Tech to punt on four consecutive possessions – its longest streak in a game since the 2014 season -- before breaking down on Craft's long run.

Before that, UTEP trailed 14-7 after Metz engineered a 15-play, 58-yard scoring drive. He connected with Plinke for a 10-yard TD with 14:55 to play to make it a one possession game.

The Bulldogs scored on both of their first quarter possessions, with the first drive spanning 84 yards and the second 91 yards. Higgins completed 9-of-10 passes for 130 yards in the period, throwing for one touchdown and rushing for another. He hooked up with Craft for a 17-yard TD and scampered 22 yards for six points.

The Miner defense tightened the screws in the second quarter, holding LA Tech to two first downs and 10 plays totaling 38 yards. UTEP's best chance to get on the board ended when Metz threw an interception on second and one at the Bulldog 30-yard line.

Aaron Jones rushed 20 times for 94 yards, joining John Harvey and Howard Jackson as the only Miners to gain 3,000 yards in their careers.

Eddie Sinegal became the first UTEP player to compile 100 yards receiving in a game this season as he finished with 102 yards on six catches.

The Miners outgained the Bulldogs, 415 yards to 387, but committed two turnovers to LA Tech's zero. UTEP was also penalized six times for 55 yards while LA Tech had two penalties for 12 yards.

SCORING SUMMARY

	1ST	2ND	3RD	4TH	F
UTEP	0	0	0	7	7
LA TECH	14	0	0	14	28

QTR	TIME	SCORING PLAY
1st	08:19	LT - Jarred Craft 17 yd pass from Ryan Higgins (J. Barnes kick)
		7-84 2:42
	01:02	LT - Ryan Higgins 22 yd run (J. Barnes kick)
		9-91 4:19
4th	14:55	UTEP - Hayden Plinke 10 yd pass from Ryan Metz (Jay Mattox kick)
		15-58 7:59
	14:11	LT - Jarred Craft 70 yd run (J. Barnes kick)
		2-75 0:44
	01:29	LT - Trent Taylor 9 yd pass from Ryan Higgins (J. Barnes kick)
		12-78 7:31

TEAM STATISTICS

	UTEP	LA TECH
First Downs	22	19
Rushing Attempts-Yards	35-122	22-196
Passing Yards	293	191
Passes	25-34-1	19-28-0
Total Offense	69-415	50-387
Punt Returns-Yards	1--1	1-12
Kickoff Returns-Yards	2-92	0-0
Punts-Average	4-42.0	4-37.2
Fumbles-Lost	1-1	1-0
Penalties-Yards	6-55	2-12
Time of Possession	35:36	24:24

INDIVIDUAL STATS

Rushing	UTEP: Jones 20-94; Wadley 4-15; Metz 7-8; Dawn 1-5; Johnson 2-1. LT: Craft 13-146; Higgins 4-42; McKnight 2-5; Scott 2-4; Bonnette 1-1.
Passing	UTEP: Metz 20-28-1-215; Greenlee 4-5-69; Johnson 1-1-9. LT: Higgins 19-28-0-191.
Receiving	UTEP: Plinke 8-66; Sinegal 6-102; Freytag 3-45; Jones 3-15; Juniel 2-44; Redix 1-10; Taylor 1-7; Johnson 1-4. LT: Taylor 10-121; Craft 2-24; Bonnette 2-6; McKnight 2-6; Smith 1-19; Gaines 1-9; Smith 1-6.
Interceptions	UTEP: None. LT: Wood 1-0.
Tackles	UTEP: Needham 4-8; Usher 3-8; Lovilotte 1-6; Smith 2-5; Madunezim 1-5. LT: King 6-12; Farris 4-10; Woods 6-8; Cooper 5-8; Harris 3-8.

GAME SIX vs. FIU



FIU	35
UTEP	21
SUN BOWL STADIUM (17,751)	
OCTOBER 8, 2016	

#5 THINGS

1. Alvin Jones established his career high by amassing 16 tackles. It was Jones's seventh-career multi-tackle game.
2. Aaron Jones rushed for 73 yards and a pair of touchdowns. It was Jones's 10th overall game of scoring multiple touchdowns.
3. Eddie Sinegal tallied a career-high 146 all-purpose yards. Sinegal attempted his first rush, a 42-yard run on an end-around in the third quarter. He added three kickoff returns for 55 yards, including a 39-yard dash.
4. Justin Rogers tallied his first career interception in the fourth quarter and first pick for the UTEP defense in 2016.
5. Jayson VanHook recorded a career-best eight tackles, while tying his career high with 1.5 tackles for loss.

Alex McGough threw for 241 yards and three touchdowns as FIU improved to 2-0 under interim head coach Ron Cooper with a 35-21 victory over UTEP in the Sun Bowl.

Trailing 7-3 heading into the second quarter, the Panthers (2-4, 2-0 C-USA) scored the next 17 points to send the Miners (1-5, 0-3 C-USA) to their fifth consecutive loss.

McGough threw touchdown passes to A.J. Branisel (one yard) and Thomas Owens (eight yards) during the 17-point spurt. Owens had a big game with 125 yards on seven catches and two scores.

UTEP made it a one possession game (20-14) when Aaron Jones plowed one yard into the end zone with 5:41 remaining in the third quarter. But FIU answered with a 10-play, 75-yard drive and a 23-yard touchdown pass from McGough to Owens. The Panthers converted a third and six and third and 11 during the drive. They were 8-for-15 on third down conversions on the night while UTEP was 4-for-14.

FIU put the game away on a nine-yard TD run by Alex Gardner early in the fourth quarter.

Gardner (141 yards) and Anthony Jones (128) combined for 269 rushing yards.

The Panthers dominated time of possession with 35:54 to UTEP's 24:06. The Miners continued to have their difficulties moving the football with 330 yards, although the 21 points were the most they have scored since the season opener.

UTEP cut its penalties down to three after averaging 6.6 in the first five games. But one was particularly costly, a holding call on Derron Gatewood that negated a 34-yard touchdown pass from Zack Greenlee to Eddie Sinegal shortly before halftime that could've given the Miners a 14-13 lead.

Greenlee completed 17-of-39 passes for 191 yards for UTEP. The banged-up Jones rushed eight times for 73 yards and two scores, including a 49-yard run in the first quarter. Cole Freytag and Eddie Sinegal contributed 68 and 49 yards receiving, respectively.

Alvin Jones produced a standout performance on defense with 16 tackles, a career high.

SCORING SUMMARY

	1ST	2ND	3RD	4TH	F
FIU	3	10	15	7	35
UTEP	7	0	7	7	21

QTR TIME SCORING PLAY

1st	08:43	FIU - Austin Taylor 50 yd field goal 7-39 2:29
	05:40	UTEP - Aaron Jones 49 yd run (Jay Mattox kick) 7-75 3:03
2nd	07:23	FIU - A.J. Branisel 1 yd pass from Alex McGough (Austin Taylor kick) 8-70 4:05
	02:09	FIU - Austin Taylor 24 yd field goal 8-48 3:12
3rd	09:13	FIU - Thomas Owens 8 yd pass from Alex McGough (Austin Taylor kick) 12-75 5:47
	05:41	UTEP - Aaron Jones 1 yd run (Jay Mattox kick) 2-43 0:34
	01:59	FIU - Thomas Owens 23 yd pass from Alex McGough (S. Thomas pass from McGough) 10-75 3:42
4th	13:42	FIU - Alex Gardner 9 yd run (Austin Taylor kick) 5-91 2:32
	12:18	UTEP - Cole Freytag 12 yd pass from Zack Greenlee (Jay Mattox kick) 6-34 2:01

TEAM STATISTICS

	FIU	UTEP
First Downs	23	17
Rushing Attempts-Yards	44-258	25-149
Passing Yards	241	191
Passes	21-31-1	17-39-1
Total Offense	75-499	64-340
Punt Returns-Yards	2-27	1-19
Kickoff Returns-Yards	1-26	5-71
Punts-Average	3-41.7	5-38.4
Fumbles-Lost	1-0	0-0
Penalties-Yards	6-47	3-30
Time of Possession	35:54	24:06

INDIVIDUAL STATS

Rushing	UTEP: Jones 8-73; Sinegal 1-42; Dove 4-21; Johnson 1-10; Laufasa 2-8; Dawn 1-5; Wadley 4-5; Freytag 1-4; Redix 1--4; Greenlee 2--15. FIU: Gardner 21-141; Jones 20-128; Phillips 1--4; McGough 2--7.
Passing	UTEP: Greenlee 17-39-1-191. FIU: McGough 21-31-1-241.
Receiving	UTEP: Freytag 5-68; Sinegal 4-49; Redix 2-17; Batson 1-31; Taylor 1-10; Laufasa 1-9; White 1-9; Plinke 1-5; Jones 1--7. FIU: Owens 7-125; Branisel 3-39; Smith 3-25; Gardner 3-14; Thomas 2-24; Gaiter IV 2-11; Maloney 1-3.
Interceptions	UTEP: Rogers 1-26. FIU: Brown 1--3.
Tackles	UTEP: Jones 7-16; Usher 6-9; VanHook 3-8; Lovilotte 1-7; Smith 5-6. FIU: Williams 7-9; Hines 4-7; Wint 4-4; Juste 3-4; Albury 2-3.

GAME SEVEN AT UTSA



UTSA	49
UTEP	52
UTSA STADIUM (23,633)	
OCTOBER 22, 2016 (50T)	

#5 THINGS

1. UTEP defeated UTSA 52-49 in five overtimes – first five-overtime game in Conference USA history. The combined 101 points are the most during a UTEP victory in school history.
2. Walter Dawn is first UTEP true freshman since 2013 to score multiple touchdowns in a single contest. Dawn hauled in a 74-yard touchdown reception and rushed for a pair of scores.
3. Aaron Jones racked up 156 all-purpose yards and found the end zone three times – two receiving scores and one rushing.
4. Walter Dawn and Aaron Jones became the first pair of Miners to each score three touchdowns during a single game. The duo accounted for 36 of UTEP's 52 points.
5. UTEP quarterbacks accounted for four touchdown tosses, 285 yards and zero interceptions as Ryan Metz tied his career high with three touchdown passes (Metz also led Miners on season-long 97-yard scoring drive). Kavika Johnson connected on a 74-yard score.

Ryan Metz hooked up with Warren Redix on a six-yard touchdown pass in the fifth overtime as UTEP defeated UTSA 52-49 in the Alamodome.

UTSA opened the contest by jumping out to a 14-0 lead and held a 28-14 lead in the third quarter. But the Miners rallied and halted a five-game losing streak after the exciting finish.

The five-overtime game was the first in C-USA history.

After a back-and-forth, scoreless fourth quarter, Victor Falcon connected on a 43-yard field goal in the first overtime. But Jay Mattox answered with a 32-yard kick to bring the contest into the second overtime.

UTEP took a 38-31 advantage when Metz found Aaron Jones on a 25-yard touchdown. However, on a third-down play, Dalton Sturm tied the score when he found Brady Jones for a 25-yard connection.

After getting the ball back for the third overtime, Sturm gave his squad a 46-38 lead when he threw a nine-yard touchdown to Kerry Thomas, Jr., while converting the two-point conversion.

One of the night's heroes, Walter Dawn, scored on a 12-yard rush in the third overtime. Metz went on to tie the game 46-46 when he found Hayden Plinke for the two-point conversion.

Drama ensued in the fourth overtime. The Miners took the ball down to the two-yard line, but fumbled under center, giving the ball back to the Roadrunners. But a missed 42-yard field goal attempt extended the contest.

UTSA took the field first in the fifth overtime as the Roadrunners were forced to kick a 33-yard field goal to go up 49-46. But the relentless Miners went four plays that ended in a game-winning Metz-to-Redix touchdown.

UTSA got on the board first as running back Jarveon Williams found tight end Shaq Williams for a three-yard touchdown. The score was set up after Sturm was sacked on a third-down play. The Roadrunners then faked a field goal attempt from the UTEP 33-yard line as the holder Yannis Routsas completed a 30-yard pass to Jarrod McLin, a freshman defensive end.

The Roadrunners jumped on the Miners 14-0 late in the first quarter with a 53-yard scoring pass – Sturm to Thomas, Jr. with 2:54 remaining in the quarter.

But the Miners answered on a six-play, 75-yard drive that resulted in a Jones 41-yard touchdown as time expired in the first quarter. Metz made a pair of key throws on the drive as he found Kent Taylor for a gain of 19 yards on a third-and-eight and hooked up with his Andress High School teammate Eddie Sinegal for a gain of 15 yards that set up the score.

After a UTSA missed 52-yard field goal attempt from the 35-yard line, the Miners went on a six-play, 65-yard scoring drive. Dawn tied the contest on an eight-yard jet sweep, his first career touchdown.

UTSA gained the lead back 21-14 on a Sturm one-yard quarterback sneak with five seconds remaining in the half. The Roadrunners went 16 plays for 75 yards on the drive.

Jalen Rhodes's 28-yard scamper into the end zone gave his squad a 28-14 lead coming out of the locker room. The drive went 75 yards on six plays.

UTEP got within seven points after Metz found Jones for a 27-yard reception down the right side.

After the Roadrunners were forced to punt on the ensuing drive, Kavika Johnson found Dawn on a 74-yard deep pass to tie the game 28-28. On the play, Metz threw a lateral pass down the right side. Johnson then whipped the ball out to a wide-open Dawn to the left side.

SCORING SUMMARY

	1ST	2ND	3RD	4TH	OT	F
UTEP	7	7	14	0	24	52
UTSA	14	7	7	0	21	49

QTR	TIME	SCORING PLAY
1st	06:05	UTSA- S. Williams 3 yd pass from J. Williams (Falcon kick) 13-70 6:43
	02:54	UTSA - Thomas Jr. 53 yd pass from Sturm (Falcon kick) 2-55 0:48
	00:00	UTEP - Aaron Jones 41 yd run (Jay Mattox kick) 6-75 2:54
2nd	06:54	UTEP- Walter Dawn 8 yd run (Jay Mattox kick) 6-65 2:59
	00:05	UTSA - Sturm 1 yd run (Falcon kick) 16-75 6:49
3rd	11:46	UTSA - Rhodes 28 yd run (Falcon kick) 6-75 3:14
	07:03	UTEP - Aaron Jones 27 yd pass from Ryan Metz (Jay Mattox kick) 7-97 4:43
	01:11	UTEP- Walter Dawn 74 yd pass from Kavika Johnson (Jay Mattox kick) 4-85 2:14
OT	15:00	UTSA - Falcon 43 yd field goal, 4-1
	15:00	UTEP - Jay Mattox 32 yd field goal, 6-11
	15:00	UTEP - Aaron Jones 25 yd pass from Ryan Mez (Jay Mattox kick) 1-25
	15:00	UTSA - B. Jones 25 yd pass from Sturm (Falcon kick) 3-25
	15:00	UTSA - Thomas Jr. 9 yd pass from Sturm (B. Jones pass from Sturm) 4-25
	15:00	UTEP - Walter Dawn 12 yd run (Hayden Plinke pass from Metz) 3-25
	15:00	UTSA - Falcon 33 yd field field, 4-9
	15:00	UTEP - Warren Redix 6 yd pass from Ryan Metz, 4-25

TEAM STATISTICS

	UTEP	UTSA
First Downs	19	29
Rushing Attempts-Yards	38-159	52-278
Passing Yards	285	247
Passes	16-24-0	21-37-1
Total Offense	62-444	89-525
Punt Returns-Yards	1-2	3-34
Kickoff Returns-Yards	3-36	4-79
Punts-Average	6-46.3	4-38.0
Fumbles-Lost	3-1	0-0
Penalties-Yards	13-72	7-65
Time of Possession	25:19	34:41

INDIVIDUAL STATS

Rushing	UTEP	Jones 21-113; Dawn 4-38; Johnson 5-16; Sinegal 1-2; Metz 5-7.
	UTSA	J. Williams 21-104; Rhodes 15-84; Sturm 15-74; Guidry 1-16.
	UTEP	Metz 15-23-0-211; Johnson 1-1-0-74.
Passing	UTSA	Sturm 18-34-1-214; Guidry 1-1-0-0; Routsas 1-1-0-30; J. Williams 1-1-0-3.
	UTEP	Plinke 4-84; Jones 4-56; Sinegal 2-21; Redix 2-12; Dawn 1-74; Freytag 1-19; Taylor 1-19; Johnson 1-0.
	UTSA	Thomas Jr. 5-89; Taylor 4-31; Jones 3-60; Stewart 3-21; J. Williams 2-7; McLin 1-30; McNair 1-6; S. Williams 1-3; Sturm 1-0.
Interceptions	UTEP	Smith 1-0.
	UTSA	None.
Tackles	UTEP	Cockrell 8-10; Usher 6-9; Needham 4-9
	UTSA	Gaines 2-9; Bass 1-9; Tauaefa 1-7.

GAME EIGHT vs. OLD DOMINION



OLD DOMINION	31
UTEP	21
SUN BOWL STADIUM (19,254)	
OCTOBER 29, 2016	

#5 THINGS

1. Aaron Jones accounted for 109 all-purpose yards, a rushing score and completed a three-yard touchdown toss. He became the first Miner since 2007 to throw a touchdown, rush for a touchdown and catch a touchdown in a single season.
2. Cole Freytag hauled in a career-high seven receptions for 84 yards and his third touchdown catch of the season.
3. Hayden Plinke scored his fourth touchdown of the season, while becoming the first Miner tight end since 2000 to catch at least four touchdowns.
4. Dashone Smith intercepted his second pass in as many weeks, becoming the first Miner to pick off passes in consecutive games since 2012.
5. The UTEP defense allowed a season-low 1-of-8 third down conversions.

Ray Lawry scored two touchdowns, part of a 21-0 Old Dominion run in the second half that carried the Monarchs past UTEP, 31-21, in the Sun Bowl.

The Miners (2-6, 1-4 C-USA) led 13-10 when Aaron Jones scored on a five-yard run with 6:24 remaining in the third quarter. Jay Mattox's extra point attempt was blocked. After that, Old Dominion scored on three consecutive possessions to take a 31-13 advantage early in the fourth quarter. The three touchdown drives elapsed four minutes and 57 seconds and covered 216 yards.

The turning point came with Old Dominion leading 17-13 late in the third quarter. The Miners drove from their own 26 to the Monarch 32-yard line, but Ryan Metz's pass to Eddie Sinegal on fourth and short fell incomplete.

Beforehand, it was a tight football game with Old Dominion (5-3, 2-1 C-USA) jumping out to a 10-0 lead, and UTEP scoring 13 consecutive points to surge ahead.

Jones rushed 25 times for 94 yards for the Miners. Metz completed 21-of-36 passes for 202 yards. Cole Freytag (seven catches, 84 yards) and Hayden Plinke (five catches, 53

yards) were UTEP's top pass catchers. Each scored a touchdown.

Old Dominion had a 100-yard rusher (Lawry) and 100-yard receiver (Jonathan Duhart). Lawry gained 131 yards on 17 carries, and Duhart made five catches for 155 yards. Monarch quarterback David Washington completed 14-of-22 passes for 262 yards.

The Miners established season lows for penalties (two) and penalty yards (10). They were outgained 393 yards to 337 despite winning time of possession 34:01 to 25:59.

Old Dominion was limited to 132 yards in the first half. In the second half, the Monarchs gained 261 yards on 23 plays (11.3 avg.), as Lawry rushed 12 times for 110 yards and Duhart had two receptions for 103 yards. The Miners simply had a hard time bringing the Monarchs down.

UTEP dropped to 38-46-1 in Homecoming games. The Monarchs posted their second consecutive victory over UTEP and by the same score as the 2015 meeting in Norfolk, Va.

SCORING SUMMARY

	1ST	2ND	3RD	4TH	F
OLD DOMINION	10	0	7	14	31
UTEP	0	7	6	8	21

QTR TIME SCORING PLAY

1st	09:00	ODU - Travis Fulgham 7 yd pass from D. Washington (Brad Davis kick)
	12-75 6:00	05:16 ODU - Brad Davis 43 yd field goal
2nd	00:30	UTEP - Hayden Plinke 3 yd pass from Aaron Jones (Jay Mattox kick)
	13-91 6:14	06:24 UTEP - Aaron Jones 5 yd run (Jay Mattox kick blocked)
3rd	03:42	ODU - Melvin Vaughn 15 yd pass from D. Washington (Brad Davis kick)
	7-75 2:42	04:15 ODU - Ray Lawry 40 yd run (Brad Davis kick)
4th	12:05	ODU - Ray Lawry 1 yd run (Brad Davis kick)
	01:49	UTEP - Cole Freytag 9 yd pass from Ryan Metz (Darrin Laufasa pass from Ryan Metz)
	4-29 1:24	

TEAM STATISTICS

	ODU	UTEP
First Downs	15	24
Rushing Attempts-Yards	30-131	35-132
Passing Yards	262	205
Passes	14-22-1	22-37-1
Total Offense	52-393	72-337
Punt Returns-Yards	1-12	1-39
Kickoff Returns-Yards	0-0	4-60
Punts-Average	4-42.5	4-50.0
Fumbles-Lost	0-0	1-1
Penalties-Yards	5-52	2-10
Time of Possession	25:59	34:01

INDIVIDUAL STATS

Rushing	UTEP	Jones 25-94; Johnson 2-17; Dawn 3-16; Metz 5-5.
	ODU	Lawry 17-131; Cox 7-22; Pascal 1-9; Washington 3--27.
	UTEP	Metz 21-36-1-202; Jones 1-1-0-3.
Passing	ODU	Washington 14-22-1-262
	UTEP	Freytag 7-84; Plinke 5-53; Jones 3-15; Sinegal 2-13; Juniel 2-12; Redix 1-13; Taylor 1-10; Batson 1-5.
Receiving	ODU	Duhart 5-155; Fulgham 3-44; Pascal 3-42; Vaughn 2-18; Cox 1-3.
	UTEP	Smith 1-7.
Interceptions	ODU	Carter 1-22.
	UTEP	Lovilotte 3-10; Jones 3-9; Logan 2-4; Beverly 2-4; Usher 1-4.
Tackles	ODU	Wilson 6-6; Addison 5-6; Ricks 4-6; Carter 3-6; Worthy 1-5.

GAME NINE vs. HOUSTON BAPTIST



HOUSTON BAPTIST	10
UTEP	42
SUN BOWL STADIUM (15,977)	
NOVEMBER 5, 2016	

#5 THINGS

1. Aaron Jones rushed for 228 yards, his third career 200-plus yard rushing game. Jones rushed for 181 yards in the first half alone. Jones added a pair of rushing scores. It was Jones's 15th 100-yard rushing game in his career.
2. Hayden Plinke hauled in a career-high two touchdown passes. Plinke became the first Miner tight end to record two scores in a single contest since the 2011 season; he was the first UTEP tight end since 2013 to catch touchdowns in back-to-back games.
3. Kevin Dove scored his first career touchdown and posted season-highs in yards (58) and attempts (10).
4. Ryan Metz tied his career high with a trio of touchdown passes; it marked the third time in his career that he hit that milestone.
5. UTEP rushed for 323 yards (second most of 2016), and for the first time since 2013 the Miners were only penalized once during a contest.

Aaron Jones rushed for 228 yards in about two and a half quarters of action as UTEP throttled FCS squad Houston Baptist, 42-10, on Saturday night in the Sun Bowl.

The Miners (3-6), playing their final non-conference game, made quick work of the Huskies (3-6), scoring the game's first 28 points. UTEP led 28-3 at halftime behind Jones, who compiled 181 of the team's 300 total yards.

Jones had touchdown rushes of 39 and 62 yards in the first half. He tied Donald Buckram and John Harvey for the second-most 200-yard rushing games in school history (three) behind Fred Wendt (four).

Jones had only 14 carries on the night, averaging 16.3 yards per attempt. UTEP gained a season-high 323 yards rushing, and the Miners' 514 yards of offense were their second-most of 2016 behind the 518 in the opener versus NM State.

Complimenting Jones in the ground game were freshmen Kevin Dove (10 carries, 59 yards) and Quardraiz Wadley (11 carries, 35 yards).

Ryan Metz was efficient for UTEP under center, completing 16-of-21 passes for 191 yards with three touchdowns and no interceptions. His favorite targets were tight end Hayden Plinke (seven catches, 77 yards) and wide receiver Eddie Sinegal (four catches, 53 yards).

Plinke reached the end zone twice, first on a nine-yard pass from Metz late in the first quarter, and later on an 11-yard TD grab early in the fourth period.

The UTEP defense stifled the Huskies, holding them to 227 yards, as quarterbacks Tony Dawson and Max Staver were a combined 8-for-27 passing for 90 yards. Houston Baptist had a little more success running the football with 137 yards on 32 carries (4.3 avg.), with 59 of the yards coming from Dawson.

Dante Lovillette led the Miner stop troops with eight tackles, while Dashone Smith and Nick Usher chipped in with six apiece.

It was a clean game with the teams combining for zero turnovers and only three penalties totaling 33 yards.

SCORING SUMMARY

	1ST	2ND	3RD	4TH	F
HOUSTON BAPTIST	0	3	7	0	10
UTEP	14	14	7	7	42

QTR	TIME	SCORING PLAY
1st	13:45	UTEP - Aaron Jones 39 yd run (Jay Mattox kick)
	01:30	4-77 1:15 UTEP - Hayden Plinke 9 yd pass from Ryan Metz (Jay Mattox kick)
2nd	14:53	UTEP - Cole Freytag 23 yd pass from Ryan Metz (Jay Mattox kick)
	13:36	2-15 0:44 UTEP - Aaron Jones 62 yd run (Jay Mattox kick)
	08:36	2-78 0:52 HBU - Alec Chadwick field goal
3rd	09:02	9-40 5:00 UTEP - Kevin Dove 7 yd run (Jay Mattox kick)
	01:29	8-78 4:13 HBU - Terranc Peters 29 yd pass from Max Staver (Chadwick kick)
4th	14:47	1-29 0:07 UTEP - Hayden Plinke 11 yd pass from Ryan Metz (Jay Mattox kick)
		13-75 6:07

TEAM STATISTICS

	HBU	UTEP
First Downs	12	27
Rushing Attempts-Yards	32-137	44-323
Passing Yards	90	191
Passes	8-27-0	16-22-0
Total Offense	59-227	66-514
Punt Returns-Yards	0-0	5-49
Kickoff Returns-Yards	3-49	1-23
Punts-Average	9-44.9	4-28.3
Fumbles-Lost	0-0	0-0
Penalties-Yards	2-28	1-5
Time of Possession	25:20	34:40

INDIVIDUAL STATS

Rushing	UTEP Jones 14-228; Dove 10-59; Wadley 11-35; Prescott 2-11; Dawn 1-1; Metz 4--5. HBU Dawson 7-59; Kelly 10-40; Peters 12-32; Hall 1-4; Ajdin 1-1; Lewis 1-1.
Passing	UTEP Metz 16-21-0-191; Greenlee 0-1-0-0. HBU Dawson 4-16-0-33; Staver 4-11-0-57
Receiving	UTEP Plinke 7-77; Sinegal 4-53; Johnson 2-26; Freytag 1-18; Taylor 1-11; Redix 1-4. HBU Peters 3-50; Barnett 2-18; Fry 2-13; Hall 1-9.
Interceptions	UTEP None. HBU None.
Tackles	UTEP Lovillette 3-8; Smith 3-6; Usher 1-6; Jones 3-5; Richardson 0-4. HBU Dolan 4-17; Smith 3-7; Moncure 3-7; Gee 2-6; Turner 3-5.

GAME 10 AT FLORIDA ATLANTIC



UTEP	31
FLORIDA ATLANTIC	35
FAU STADIUM (9,122) NOVEMBER 12, 2016	

#5 THINGS

1. Aaron Jones became UTEP's all-time leading rusher after a 229-yard outburst. Jones broke the 28-year old record on a nine-yard carry in the second quarter. Jones added two touchdown rushes.
2. Hayden Plinke scored his seventh touchdown, extending the school record by a UTEP tight end.
3. Another UTEP tight end caught a score after Sterling Napier took in his first career touchdown reception on a four-yard snag.
4. Kolbi McGary registered his first career interception during the first quarter.
5. UTEP converted three FAU turnovers into 17 points – most since the 2014 season.

UTEP's all-time Aaron Jones became the program's all-time leading rusher and the Miners scored 17 points off three turnovers. But the Orange and Blue lost a heartbreaker to Florida Atlantic 35-31 at FAU Stadium.

The Owls ended the Miners' bowl hopes when Jason Driskel connected with Nate Terry on a seven-yard scoring pass with 25 seconds remaining in the contest to give his squad a 35-31 lead and eventual victory.

In a back-and-forth game, UTEP took a 31-20 lead with just over seven minutes remaining in the contest when Hayden Plinke hauled in his seventh touchdown of 2016 on an 11-yard pass from Metz. But Florida Atlantic took the ball 75 yards on eight plays as Greg Howell scored on a two-yard rush. The Owls converted two-point attempt to make the score 31-28.

Jones became UTEP's all-time leading rusher in the second quarter when he gained nine yards on his carry, as he was at 66 yards at that point of the game. Jones rushed for 229 yards on 27 carries [8.5 avg.].

The Miners had a chance to either score a touchdown or get within field goal range with the score 31-28. Jones broke a big play down the middle of the field for a big gain, but couldn't break a tackle that resulted in a 36-yard rush to the 50-yard line. The Owls defense came up with a huge stop that found Walter Dawn behind the line of scrimmage for a seven-yard loss on a third-and-four and forced the Miners to punt with 2:46 left in the game.

On the following possession, Driskel found Terry for the go-ahead score on a 10-play, 96-yard push to the end zone. UTEP committed a crucial

facemask penalty that put the Owls at the 35-yard line with seconds remaining.

UTEP punted on its first possession, but when the Owls got the ball back, Brendan Royal tallied his first career interception. The Miners converted the turnover into seven points to tie the game 7-7, as Jones scored on a two-yard touchdown rush. Metz hooked up with Cole Freytag on an 18-yard reception, while Jones tallied an 18-yard run and nine-yard dash on the six-play, 47-yard drive.

After the Owls turned the ball over again, this time on true freshman Kolbi McGary's first career interception, the Miners took the ball 40 yards on eight plays resulting in tight end Sterling Napier's first career touchdown - a four-yard scoring reception that gave UTEP a 14-7 advantage in the second quarter.

Singletery tied the contest 14-14 with a 36-yard rushing play late in the second quarter. After a third Florida Atlantic turnover - a fumble on a punt that was recovered by Lawrence Montegut, Jay Mattox gave his squad the lead back, 17-14, after he connected on a 20-yard field goal. But the Owls answered with a field goal of their own to tie the game as Greg Joseph hit a 43-yarder with 30 seconds remaining in the first half.

The Miners took the opening second half kickoff six plays for 75 yards to take a 24-17 lead. Jones, in the Wild 'Miner' formation, dashed past defenders for a gain of 49 yards to the Owls' one-yard line. Jones then punched the ball in the end zone for his second score of the evening.

Florida Atlantic got within four points [24-20] after Joseph connected on a 25-yard field goal at the 6:28 mark of the third quarter.

SCORING SUMMARY

	1ST	2ND	3RD	4TH	F
UTEP	7	10	7	7	31
FLORIDA ATLANTIC	7	10	3	15	35

QTR TIME SCORING PLAY

1st	12:07	FAU- D. Singletery 4 yd run (Greg Joseph kick) 7-77 2:53
	04:22	UTEP - Aaron Jones 2 yd run (Jay Mattox kick) 6-47 3:08
2nd	14:10	UTEP - Sterling Napier 4 yd pass from Ryan Metz (Jay Mattox kick) 8-40 4:24
	12:06	FAU- D. Singletery 36 yd run (Greg Joseph kick) 5-71 2:04
	05:41	UTEP - Jay Mattox 20 yd field goal 7-17 3:05
	00:30	FAU - Greg Joseph 43 yd field goal 11-47 5:11
3rd	11:55	UTEP - Aaron Jones 1 yd run (Jay Mattox kick) 6-75 3:05
	05:27	FAU - Greg Joseph 25 yd field goal 12-74 6:28
4th	07:34	UTEP - Hayden Plinke 11 yd pass from Ryan Metz (Jay Mattox kick) 13-89 7:42
	04:36	FAU - Greg Howell 2 yd run (Kalib Wood pass from Jason Driskel) 8-75 2:58
	00:25	FAU - Nate Terry 7 yd pass from Jason Driskel (Greg Joseph kick) 10-96 2:21

TEAM STATISTICS

	UTEP	FAU
First Downs	21	26
Rushing Attempts-Yards	40-237	36-243
Passing Yards	118	233
Passes	13-19-1	20-27-2
Total Offense	59-355	63-476
Punt Returns-Yards	0-0	2--22
Kickoff Returns-Yards	2-39	5-104
Punts-Average	4-36.5	1-50.0
Fumbles-Lost	0-0	2-1
Penalties-Yards	7-59	5-45
Time of Possession	33:10	36:50

INDIVIDUAL STATS

Rushing	UTEP	Jones 27-229; Metz 7-7; Wadley 1-3; Johnson 1-1; Dawn 4--3.
	FAU	Singletery 20-145; Driskel 9-79; Howell 4-11; Bussy 1-7; Warren 1-2.
	UTEP	Metz 13-19-1-11.8.
Passing	FAU	Driskel 20-25-1-233; Parr 0-2-0-1
	UTEP	Freytag 5-53; Jones 4-38; Plinke 3-23; Napier 1-4
Receiving	FAU	Woods 8-104; Harrison 4-46; Singletery 3-14; Cameron 2-37; Terry 2-29; Bryant 1-3.
	UTEP	Royal 1-12; McGary 1-2.
Interceptions	FAU	Rose 1-12.
	UTEP	Needham 6-8; Jones 3-8; Sota 3-7; Usher 4-6; Lovilotte 5-5.
Tackles	FAU	Al-Shaar 6-11; Williams 5-6; Douglas 4-6; Kittles 2-6; Hendrickson 4-5.

GAME 11 AT RICE



UTEP	24
RICE	44
RICE STADIUM (19,148) NOVEMBER 19, 2016	

#5 THINGS

- Aaron Jones tallied 126 all-purpose yards, which included 51 yards on five receptions and a 42-yard scoring reception. Jones added 75 yards on the ground.
- Alvin Jones tied his career high with 16 tackles, while adding a quarterback sack. It was Jones's second 16-tackle performance of 2016.
- Kalon Beverly scored his second career touchdown on an 80-yard score after a blocked field goal. Beverly also recorded his first interception of the season.
- Gene Hopkins recorded his first career sack during the first quarter.
- Warren Redix scored his third touchdown of the season, an 11-yard reception in the third quarter.

UTEP scored the game's first three points on a Jay Mattox 37-yard field goal. But Rice followed with 34 unanswered points in the first half on its way to a 44-24 victory at Rice Stadium.

The Owls [3-8, 2-6 Conference USA] outgained the Miners [3-8, 1-6 C-USA], 482 yards to 232 during the dominant afternoon, as UTEP had only gained 42 yards in the first half.

It started well for UTEP, as Mattox gave the Miners a 3-0 lead on the field goal at the 9:10 mark of the first quarter. The points followed a Gene Hopkins sack-and-strip of backup quarterback Jackson Tyner on Rice's first offensive series. The fumble was recovered by Sky Logan and returned 26 yards to the Rice 25-yard line.

But the Owls answered with five scoring drives in the first half, including an 84-yard push on four plays that resulted in a Tyner scoring reception from wide receiver Temi Alaka.

UTEP's bright performance came from Alvin Jones, as the junior racked up 16 tackles, tying his career high from earlier this season [vs. FIU on Oct. 8]. Jones chipped in with a sack as well. His brother, Aaron, ran for 75 yards and hauled in a touchdown on a 42-yard reception.

UTEP scored its first touchdown on a nine-play, 75-yard drive during the third quarter that ended with a Warren Redix 11-yard scoring pass from Ryan Metz [5-for-6 on the drive].

Jones recorded his third receiving touchdown and 16th overall in 2016 after he out-jumped the defender in the end zone and scored on a 42-yard reception to make the score 44-17.

Kalon Beverly put the Miners on the board again when a Haden Tobola field goal attempt was blocked. Beverly dashed 80 yards to the end zone, but it was a little too late with Rice up 44-24 and 1:47 remaining in the contest.

Rice's starting quarterback Tyler Stehling left the contest with an injury during the first series, as Tyner threw for 196 yards [18-25] with a pair of scores and an interception. Jowan Davis led the Owls with 84 rushing yards and a score and Kylan Granson led the way with five receptions [45 yards], while Cameron Decell led the Owls with 53 yards on four receptions.

Metz threw for 169 yards on 19-of-34 passing and a pair of scores with an interception that was taken back by Destri White for a 23-yard pick-six. Kavika Johnson and Hayden Plinke each tallied a trio of receptions for 32 yards, while Cole Freytag caught three passes for 26 yards. Eddie Sinegal added 20 yards on three receptions. Defensively, Dante Lovilette added nine stops and Hopkins, a freshman, recorded his first career sack.

The Owls gained 27 first downs, as they were only forced to punt twice. Alan Luna averaged 39.9 yards on seven boots [279 yards], with a long of 49 yards.

SCORING SUMMARY

	1ST	2ND	3RD	4TH	F
UTEP	3	0	7	14	24
RICE	6	28	7	3	44

QTR	TIME	SCORING PLAY
1st	09:10	UTEP - Jay Mattox 37 yd field goal 4-7 1:40
	06:03	RICE - Austin Walter 9 yd run (Haden Tobola kick blocked) 7-75 3:07
2nd	12:59	RICE - Jowan Davis 1 yd run (Haden Tobola kick) 9-46 3:09
	09:23	RICE - Jackson Tyner 24 yd pass from Temi Alaka (Haden Tobola kick) 4-84 1:09
	01:51	RICE - Darik Dillard 9 yd pass from Jackson Tyner (Haden Tobola kick) 9-64 4:07
	01:30	RICE - Destri White 23 yd INT return (Haden Tobola kick)
3rd	07:45	UTEP - Warren Redix 11 yd pass from Ryan Metz (Jay Mattox kick) 9-75 5:23
	05:50	RICE - Camerson 41 yd pass from Jackson Tyner (Haden Tobola kick) 4-66 1:55
4th	13:04	RICE - Haden Tobola 35 yd field goal 8-46 3:20
	11:04	UTEP - Aaron Jones 42 yd pass from Ryan Metz (Jay Mattox kick) 4-74 1:51
	01:47	UTEP - Kalon Beverly 81 yd blocked FG return (Jay Mattox kick)

TEAM STATISTICS

	UTEP	RICE
First Downs	13	27
Rushing Attempts-Yards	18-63	44-236
Passing Yards	169	246
Passes	19-34-1	21-28-1
Total Offense	52-232	72-482
Punt Returns-Yards	2-2	5-13
Kickoff Returns-Yards	4-51	1-22
Punts-Average	7-39.9	2-47
Fumbles-Lost	0-0	1-1
Penalties-Yards	5-51	3-17
Time of Possession	25:58	34:02

INDIVIDUAL STATS

Rushing	UTEP Jones 14-75; Metz 4-12. RICE Davis 11-84; Granson 4-41; Steward 7-40; Dillard 7-36; Walter 4-27; Stehling 3-12; Tyner 6--2.
Passing	UTEP Metz 19-34-1-169. RICE Tyner 18-25-1-196; Stehling 2-2-0-26; Alaka 1-1-0-24
Receiving	UTEP Jones 5-51; Plinke 3-32; Johnson 3-32; Freytag 3-26; Sinegal 3-20; Redix 1-11; Laufasa 1--3. RICE Granson 5-45; Decell 4-53; Cella 4-40; Alaka 2-50; Wright 2-16; Dillard 2-11; Tyner 1-24; Davis 1-7.
Interceptions	UTEP Beverly 1-0. RICE White 1-23.
Tackles	UTEP Jones 11-16; Lovilette 5-9; Cockrell 4-7; Smith 3-7; Beverly 1-7. RICE Ellerbee 4-10; Lyons 3-8; Blasingame 3-3; Ibe 3-3; White 3-3.

GAME 12 vs. NORTH TEXAS



NORTH TEXAS	24
UTEP	52
SUN BOWL STADIUM (18,591)	
NOVEMBER 26, 2016	

#5 THINGS

1. Aaron Jones rushed for a career-high 301 yards, while it was the second-best performance in school history. It was also Jones's fifth 200-plus yard rushing performance. Jones finished the season with a school-record 1,773 rushing yards.
2. Jones rushed for a career-high four touchdowns, giving him 20 total touchdowns and 120 points (most points since 2009).
3. Jones's performance was his 17th career 100-yard rushing game, the most in program history.
4. Ryan Metz connected on a career-long 72-yard touchdown pass. Metz finished the season completing 64.7 percent of his passes (second-best in program history).
5. Hayden Plinke hauled in his eighth touchdown catch (most by UTEP tight end) on a career-long 72-yard reception. Plinke (47 catches) is the first Miner tight end to lead the team in receptions since 1986.

Aaron Jones rushed for 301 yards, the second-top total in UTEP football history, as the Miners closed out the 2016 season with a 52-24 drubbing of North Texas in the Sun Bowl.

Jones ran for 1,773 yards in 2016, a UTEP single-season record and the fifth-most in Conference USA history.

Jones finished with 24 carries and four touchdowns, while joining West Virginia's Justin Crawford, Texas D'Onta Foreman and Utah's Joe Williams as the only players in the FBS to gain 300 yards in a game this year.

The 301 rushing yards are the most by a UTEP player since All-American Fred Wendt compiled 326 yards against New Mexico State on Nov. 25, 1948.

Jones had scoring runs of 83, 48, 58 and three yards and ended the season with 17 rushing touchdowns, a number that ranks third on the all-time UTEP list.

The Miners ended the campaign with a 4-8 record and a 2-6 mark in Conference USA play, while thwarting the Mean Green's pursuit of bowl eligibility.

North Texas led just once, at 7-3 on a 14-yard rushing touchdown by Willy Ivery. After that the Miners scored 28 straight points, and although the Mean Green would creep within 14 (31-17) at halftime, UTEP put it away with a couple more trips to the end zone in the third period.

The 52 points matched UTEP's high under Kugler and were the most for the Miners in a regulation game since the 2009 season finale versus Marshall.

The Miners piled up 555 yards of offense, including 384 on the ground, while holding North Texas to 304 yards in their best all-around performance of the season.

Ryan Metz turned in another efficient effort at quarterback for UTEP, completing 12-of-17 passes for 171 yards. Hayden Plinke, one of 20 seniors playing their final game for the Miners, snagged three catches for a game-high 84 yards.

North Texas' Alec Morris completed 23-of-42 passes for 190 yards, and Ivery rushed 13 times for 98 yards.

The UTEP defense registered three tackles for losses and seven pass break-ups led by Alvin Jones, who was credited with a game-high 12 stops. The defense got into the scoring act in the second quarter when free safety Dashone Smith blocked Eric Keena's punt and Brandon Moss scooped it up for a touchdown. That made the score 31-7.

It was 31-17 early in the third quarter, and North Texas appeared to make a big play when Fred Scott picked off Metz's pass and returned it to the Miner 18-yard line. But a face mask penalty on the Mean Green gave UTEP a first down at its own 42-yard line and on the very next play, Jones busted free for the 58-yard TD and a commanding 21-point lead.

SCORING SUMMARY

	1ST	2ND	3RD	4TH	F
NORTH TEXAS	7	10	0	7	24
UTEP	10	21	14	7	52

QTR TIME SCORING PLAY

1st	06:27	UTEP - Jay Mattox 48 yd field goal 12-50 6:40
	02:54	NT - Willy Ivery 14 yd run (Trevor Moore kick) 8-81 3:27
	02:36	UTEP - Aaron Jones 83 yd run (Jay Mattox kick) 1-83 0:12
2nd	13:57	UTEP - Aaron Jones 48 yd run (Jay Mattox kick) 6-81 2:43
	10:50	UTEP - Cole Freytag 30 yd pass from Ryan Metz (Jay Mattox kick) 4-71 1:47
	09:25	UTEP - Brandon Moss 0 yd blocked punt return (Jay Mattox kick)
	03:35	NT - T. Thompson 10 yd pass from Alec Moore (Trevor Moore kick) 14-75 5:50
	00:18	NT - Trevor Moore 45 yd field goal 8-14 2:08
3rd	06:58	UTEP - Aaron Jones 58 yd run (Jay Mattox kick) 3-71 2:07
	01:12	UTEP - Hayden Plinke 72 yd pass from Ryan Metz (Jay Mattox kick) 3-75 0:59
4th	07:51	UTEP - Aaron Jones 3 yd run (Jay Mattox kick) 13-95 6:59
	12:18	NT - Willy Ivery 14 yd pass from Alex Moore (Trevor Moore kick) 6-48 2:01

TEAM STATISTICS

	NT	UTEP
First Downs	21	19
Rushing Attempts-Yards	27-107	40-384
Passing Yards	197	171
Passes	23-42-0	12-18-0
Total Offense	69-304	58-555
Punt Returns-Yards	0-0	4-15
Kickoff Returns-Yards	3-70	1-17
Punts-Average	7-38.4	2-27.5
Fumbles-Lost	2-0	2-1
Penalties-Yards	3-35	3-36
Time of Possession	27:57	32:03

INDIVIDUAL STATS

Rushing	UTEP: Jones 24-301; Metz 3-43; Wadley 5-24; Dove 5-21; Prescott 1-3; Johnson 1-6. NT: Ivery 13-98; J. Wilson 7-22; T. Wilson 1-5; Morris 5-11.
Passing	UTEP: Metz 12-17-0-171; Freytag 0-1-0-0. NT: Morris 23-42-0-197
Receiving	UTEP: Plinke 3-84; Freytag 3-45; Sinegal 2-33; Jones 2-11; Taylor 2-1; Dawn 1-3 NT: Thompson 7-74; Ivery 6-58; Smiley 5-25; T. Wilson 2-18; J. Wilson 1-11; Buyers 1-6; Rutherford 1-5.
Interceptions	UTEP: None. NT: None.
Tackles	UTEP: Jones 3-12; Needham 2-8; Lovilotte 1-7; Cockrell 3-6; Smith 1-4. NT: Gray 2-9; Minor 0-8; McClain 4-7; Baulkman 2-4; Finney 1-4.

INDIVIDUAL STATISTICS

RUSHING	GP	ATT	GAIN	LOSS	NET	AVG	TD	LONG	AVG/G
Aaron Jones	12	229	1827	54	1773	7.7	17	83	147.8
Quardraiz Wadley	10	47	193	25	168	3.6	0	29	16.8
Kevin Dove	5	19	101	0	101	5.3	1	16	20.2
Walter Dawn	12	15	68	9	59	3.9	2	13	4.9
Eddie Sinegal	12	2	44	0	44	22.0	0	42	3.7
Kavika Johnson	12	31	113	71	42	1.4	0	16	3.5
Ryan Metz	11	36	148	107	41	1.1	0	42	3.7
Tyrone Nelson	3	7	33	3	30	4.3	0	24	10.0
Orion Prescott	12	3	14	0	14	4.7	0	10	1.2
Darrin Laufasa	12	3	8	0	8	2.7	0	7	0.7
Cole Freytag	12	1	4	0	4	4.0	0	4	0.3
Warren Redix	12	2	3	4	-1	-0.5	0	3	-0.1
Terry Juniell	12	1	0	3	-3	-3.0	0	0	-0.2
TEAM	8	8	-6	15	-21	-2.6	0	0	-2.6
Zack Greenlee	8	5	2	35	-33	-6.6	0	2	-4.1
Total.....	12	409	2552	326	2226	5.4	20	83	185.5
Opponents.....	12	476	2704	180	2524	5.3	23	70	210.3

PASSING	G	EFFIC	CMP-ATT-INT	PCT	YDS	TD	LNG	AVG/G
Ryan Metz	11	141.14	130-201-4	64.7	1375	14	72	125.0
Zack Greenlee	8	117.36	52-103-3	50.5	695	5	54	86.9
Kavika Johnson	12	115.73	12-21-1	57.1	131	1	74	10.9
Cole Freytag	12	0.00	0-1-0	0.0	0	0	0	0.0
Aaron Jones	12	455.20	1-1-0	100.0	3	1	3	0.2
Total.....	12	132.55	195-327-8	59.6	2204	21	74	183.7
Opponents.....	12	142.91	210-346-6	60.7	2508	26	77	209.0

RECEIVING	G	NO.	YDS	AVG	TD	LONG	AVG/G
Hayden Plinke	12	38	456	12.0	8	72	38.0
Cole Freytag	12	36	520	14.4	5	46	43.3
Eddie Sinegal	12	29	338	11.7	0	32	28.2
Aaron Jones	12	28	233	8.3	3	42	19.4
Warren Redix	12	12	84	7.0	3	13	7.0
Kavika Johnson	12	11	95	8.6	0	27	7.9
Terry Juniell	12	9	83	9.2	0	42	6.9
Kent Taylor	12	8	50	6.2	0	19	4.2
Walter Dawn	12	6	121	20.2	1	74	10.1
Tyler Batson	11	5	114	22.8	0	54	10.4
Jaquan White	12	5	59	11.8	0	21	4.9
Tyrone Nelson	3	3	26	8.7	0	14	8.7
Darrin Laufasa	12	3	17	5.7	0	11	1.4
Sterling Napier	12	2	8	4.0	1	4	0.7
Total.....	12	195	2204	11.3	21	74	183.7
Opponents.....	12	210	2508	11.9	26	77	209.0

PUNT RETURNS	NO.	YDS	AVG	TD	LONG
Terry Juniell	22	203	9.2	0	43
Tyler Batson	1	14	14.0	0	0
Brandon Moss	0	0	0.0	1	0
Total.....	23	217	9.4	1	43
Opponents.....	26	168	6.5	0	25

INTERCEPTIONS	NO.	YDS	AVG	TD	LONG
Dashone Smith	2	7	3.5	0	7
Justin Rogers	1	26	26.0	0	26
Kolbi McGary	1	2	2.0	0	2
Kalon Beverly	1	0	0.0	0	0
Brendan Royal	1	12	12.0	0	12
Total.....	6	47	7.8	0	26
Opponents.....	8	165	20.6	2	100

KICK RETURNS	NO.	YDS	AVG	TD	LONG
Jaquan White	16	353	22.1	0	45
Walter Dawn	13	220	16.9	0	27
Terry Juniell	9	164	18.2	0	26
Eddie Sinegal	4	66	16.5	0	39
Nick Usher	1	2	2.0	0	2
Warren Redix	1	4	4.0	0	4
Total.....	44	809	18.4	0	45
Opponents.....	19	385	20.3	0	32

FUMBLE RETURNS	NO.	YDS	AVG	TD	LONG
Sky Logan	1	27	27.0	0	27
Kalon Beverly	0	0	0.0	1	0
Total.....	1	27	27.0	1	27
Opponents.....	3	63	21.0	2	50

SCORING	TD	FGS	----- PATS -----				SAF	PTS
			KICK	RUSH	RCV	PASS		
Aaron Jones	20	0-0	0-0	0-0	0	0-0	0	120
Jay Mattox	0	5-7	39-40	0-0	0	0-0	0	54
Hayden Plinke	8	0-0	0-0	0-0	1	0-0	0	50
Cole Freytag	5	0-0	0-0	0-0	0	0-0	0	30
Warren Redix	3	0-0	0-0	0-0	0	0-0	0	18
Walter Dawn	3	0-0	0-0	0-0	0	0-0	0	18
Sterling Napier	1	0-0	0-0	0-0	0	0-0	0	6
Kevin Dove	1	0-0	0-0	0-0	0	0-0	0	6
Brandon Moss	1	0-0	0-0	0-0	0	0-0	0	6
Kalon Beverly	1	0-0	0-0	0-0	0	0-0	0	6
Darrin Laufasa	0	0-0	0-0	0-0	1	0-0	0	2
Ryan Metz	0	0-0	0-0	0-0	0	2-2	0	0
Total.....	43	5-7	39-40	0-0	2	2-2	0	316
Opponents.....	53	16-21	47-49	0-0	3	3-4	0	419

TOTAL OFFENSE	G	PLAYS	RUSH	PASS	TOTAL	AVG/G
Aaron Jones	12	230	1773	3	1776	148.0
Ryan Metz	11	237	41	1375	1416	128.7
Zack Greenlee	8	108	-33	695	662	82.8
Kavika Johnson	12	52	42	131	173	14.4
Quardraiz Wadley	10	47	168	0	168	16.8
Kevin Dove	5	19	101	0	101	20.2
Walter Dawn	12	15	59	0	59	4.9
Eddie Sinegal	12	2	44	0	44	3.7
Tyrone Nelson	3	7	30	0	30	10.0
Orion Prescott	12	3	14	0	14	1.2
Darrin Laufasa	12	3	8	0	8	0.7
Cole Freytag	12	2	4	0	4	0.3
Warren Redix	12	2	-1	0	-1	-0.1
Terry Juniell	12	1	-3	0	-3	-0.2
TEAM	8	8	-21	0	-21	-2.6
Total.....	12	736	2226	2204	4430	369.2
Opponents.....	12	822	2524	2508	5032	419.3

FIELD GOALS	FGM-FGA	PCT	01-19	20-29	30-39	40-49	50-99	LG	BLK
Jay Mattox	5-7	71.4	0-0	2-2	2-2	1-2	0-1	48	0

FG SEQUENCE	UTEP	OPPONENTS
NM State	(23)	(18)
Texas	-	(22),(43)
Army	-	(27)
Southern Miss	-	(34),(46)
LA Tech	-	-
FIU	46	(50),(24),35
UTSA	(32)	52,51,(43),42,(33)
Old Dominion	-	(43)
Houston Baptist	52	(52)
Florida Atlantic	(20)	(43),(25)
Rice	(37)	(35),22
North Texas	(48)	(45)

*Numbers in (parentheses) indicate field goal was made.

PUNTING	NO.	YDS	AVG	LONG	TB	FC	I20	50+	BLKD
Alan Luna	62	2542	41.0	69	1	12	15	9	0
TEAM	1	0	0.0	0	0	0	0	0	1
Total.....	63	2542	40.3	69	1	12	15	9	1
Opponents.....	50	2184	43.7	57	6	10	16	12	1

INDIVIDUAL STATISTICS TEAM STATISTICS

KICKOFFS	NO.	YDS	AVG	TB	OB	RETN	NET	YDLN
Jay Mattox	54	3446	63.8	34	0			
Total.....	54	3446	63.8	34	0	385	40.9	24
Opponents.....	77	4820	62.6	33	0	809	41.4	23

ALL PURPOSE	G	RUSH	REC	PR	KOR	IR	TOT	AVG/G
Aaron Jones	12	1773	233	0	0	0	2006	167.2
Cole Freytag	12	4	520	0	0	0	524	43.7
Hayden Plinke	12	0	456	0	0	0	456	38.0
Eddie Sinegal	12	44	338	0	66	0	448	37.3
Terry Juniel	12	-3	83	203	164	0	447	37.2
Jaquan White	12	0	59	0	353	0	412	34.3
Walter Dawn	12	59	121	0	220	0	400	33.3
Quardraiz Wadley	10	168	0	0	0	0	168	16.8
Kavika Johnson	12	42	95	0	0	0	137	11.4
Tyler Batson	11	0	114	14	0	0	128	11.6
Kevin Dove	5	101	0	0	0	0	101	20.2
Warren Redix	12	-1	84	0	4	0	87	7.2
Tyrone Nelson	3	30	26	0	0	0	56	18.7
Kent Taylor	12	0	50	0	0	0	50	4.2
Ryan Metz	11	41	0	0	0	0	41	3.7
Justin Rogers	11	0	0	0	0	26	26	2.4
Darrin Laufasa	12	8	17	0	0	0	25	2.1
Orion Prescott	12	14	0	0	0	0	14	1.2
Brendan Royal	12	0	0	0	0	12	12	1.0
Sterling Napier	12	0	8	0	0	0	8	0.7
Dashone Smith	12	0	0	0	0	7	7	0.6
Kolbi McGary	10	0	0	0	0	2	2	0.2
Nick Usher	12	0	0	0	2	0	2	0.2
TEAM	8	-21	0	0	0	0	-21	-2.6
Zack Greenlee	8	-33	0	0	0	0	-33	-4.1
Total.....	12	2226	2204	217	809	47	5503	458.6
Opponents.....	12	2524	2508	168	385	165	5750	479.2

TEAM STATISTICS	UTEP	OPP
SCORING	316	419
Points Per Game	26.3	34.9
Points Off Turnovers	34	61
FIRST DOWNS	220	265
Rushing	97	139
Passing	103	108
Penalty	20	18
RUSHING YARDAGE	2226	2524
Yards gained rushing	2552	2704
Yards lost rushing	326	180
Rushing Attempts	409	476
Average Per Rush	5.4	5.3
Average Per Game	185.5	210.3
TDs Rushing	20	23
PASSING YARDAGE	2204	2508
Comp-Att-Int	195-327-8	210-346-6
Average Per Pass	6.7	7.2
Average Per Catch	11.3	11.9
Average Per Game	183.7	209.0
TDs Passing	21	26
TOTAL OFFENSE	4430	5032
Total Plays	736	822
Average Per Play	6.0	6.1
Average Per Game	369.2	419.3
KICK RETURNS: #-Yards	44-809	19-385
PUNT RETURNS: #-Yards	23-217	26-168
INT RETURNS: #-Yards	6-47	8-165
KICK RETURN AVERAGE	18.4	20.3
PUNT RETURN AVERAGE	9.4	6.5
INT RETURN AVERAGE	7.8	20.6
FUMBLES-LOST	16-8	11-5
PENALTIES-Yards	67-550	56-496
Average Per Game	45.8	41.3
PUNTS-Yards	63-2542	50-2184
Average Per Punt	40.3	43.7
Net punt average	37.4	36.9
KICKOFFS-Yards	54-3446	77-4820
Average Per Kick	63.8	62.6
Net kick average	40.9	41.4
TIME OF POSSESSION/Game	30:11	29:49
3RD-DOWN Conversions	64/153	65/157
3rd-Down Pct	42%	41%
4TH-DOWN Conversions	5/15	9/14
4th-Down Pct	33%	64%
SACKS BY-Yards	14-94	22-186
MISC YARDS	94	0
TOUCHDOWNS SCORED	43	53
FIELD GOALS-ATTEMPTS	5-7	16-21
ON-SIDE KICKS	0-2	0-0
RED-ZONE SCORES	(26-31) 84%	(42-46) 91%
RED-ZONE TOUCHDOWNS	(22-31) 71%	(33-46) 72%
PAT-ATTEMPTS	(39-40) 98%	(47-49) 96%
ATTENDANCE	161004	166867
Games/Avg Per Game	7/23001	5/33373
Neutral Site Games		0/0

SCORE BY QUARTERS	1ST	2ND	3RD	4TH	OT	TOTAL
UTEP	62	83	83	64	24	316
Opponents	80	120	108	90	21	419

DEFENSIVE STATISTICS

DEFENSIVE LEADERS	GP-GS	---TACKLES---			---SACKS---		---PASS DEF---			---FUMBLES---		BLKD	SAF
		SOLO	AST	TOTAL	TFL/YDS	NO-YARDS	INT-YDS	BRUP	QBH	RCV-YDS	FF	KICK	
16 Alvin Jones	10-8	44	49	93	6.0-28	2.5-22	.	1
45 Dante Lovilotte	12-12	38	51	89	6.5-18	0.5-7	.	3	4	.	1	.	.
36 Nick Usher	12-12	35	42	77	8.0-41	5.5-31	.	2	5	.	.	1	.
27 Devin Cockrell	12-12	31	27	58	3.0-8	.	.	1	1	1-0	.	.	.
20 Nik Needham	12-12	28	26	54	2.0-3	.	.	11
25 Dashone Smith	12-12	25	28	53	.	.	2-7	3
55 Mike Sota	12-9	12	35	47	2.5-4	.	.	1	2
1 Kalon Beverly	10-8	24	17	41	.	.	1-0	6
3 Jayson VanHook	12-9	17	19	36	5.5-18	1.0-2
56 Sky Logan	12-4	12	22	34	2.5-6	0.5-2	.	3	.	1-27	.	.	.
54 Silas Firstley	12-7	13	20	33	2.5-5	1.0-1	.	.	1
24 Brendan Royal	12-0	14	19	33	1.5-8	.	1-12	3
97 Brian Madunezim	12-6	6	26	32	1.0-10	1.0-10	.	.	4	.	1	.	.
63 Gino Bresolin	10-10	8	17	25	2
33 Lawrence Montegut	12-0	12	12	24	1.5-5	0.5-4	.	.	2	1-0	.	1	.
99 Chris Richardson	12-2	4	17	21	.	.	.	1
23 Justin Rogers	11-4	10	7	17	.	.	1-26	7	1	1-0	1	.	.
8J Johnny Jones	11-0	4	9	13
49 Gene Hopkins	10-5	10	3	13	3.0-17	1.0-11	1	.	.
44 Cooper Foster	12-0	4	7	11
39 Kolbi McGary	10-0	8	1	9	.	.	1-2	1
95 Denzel Chukwukelu	7-0	4	4	8	2
66 Christian Harper	12-0	.	7	7
84 Luke Elsner	3-0	3	2	5
12 Adrian Hynson	12-0	1	4	5
5 Leon Hayes	12-0	2	2	4
1S Devin Simmons	6-0	2	2	4
43 Makana Fraser	3-0	1	2	3
52 Dylan Parsee	10-0	1	2	3	1
9 Jaquan White	12-0	2	1	3
34 Stephen Forester	3-0	1	2	3
6 Brandon Moss	11-0	3	.	3
85 Hayden Plinke	12-12	2	.	2
98 Foster Dixon	6-0	.	2	2	0.5-4	0.5-4
14 Alex Jean Charles	5-0	2	.	2
7W Curtez Woods	2-0	2	.	2
67 Anthony Kyles	8-1	.	1	1
15 Darrin Laufasa	12-12	.	1	1
10 Warren Redix	12-6	.	1	1
18 Jerrell Brown	4-0	1	.	1
47 Jay Mattox	12-0	1	.	1
29 Aaron Jones	12-12	.	1	1
83 Tyler Batson	11-0	1	.
7 Kavika Johnson	12-1	1
TM TEAM	8-0	1-0	.	.	.
Total.....	12-0	387	488	875	46-175	14-94	6-47	44	25	5-27	4	3	.
Opponents.....	12-0	406	378	784	72.0-345	22-186	8-165	45	30	8-63	9	2	.

INDIVIDUAL GAME HIGHS

Rushes	31	Aaron Jones vs NM State (Sep 03, 2016)
Yards Rushing	301	Aaron Jones vs North Texas (Nov 26, 2016)
TD Rushes	4	Aaron Jones vs North Texas (Nov 26, 2016)
Long Rush	83	Aaron Jones vs North Texas (Nov 26, 2016)
Pass attempts	39	Zack Greenlee vs FIU (Oct 08, 2016)
Pass completions	21	Ryan Metz vs Old Dominion (Oct 29, 2016)
Yards Passing	229	Zack Greenlee vs NM State (Sep 03, 2016)
TD Passes	3	Zack Greenlee vs NM State (Sep 03, 2016) Ryan Metz at UTSA (Oct 22, 2016) Ryan Metz vs Houston Baptist (Nov 05, 2016)
Long Pass	74	Kavika Johnson at UTSA (Oct 22, 2016)
Receptions	8	Hayden Plinke at Louisiana Tech (Oct 01, 2016)
Yards Receiving	102	Eddie Sinegal at LA Tech (Oct 01, 2016)
TD Receptions	2	Aaron Jones at UTSA (Oct 22, 2016) Hayden Plinke vs Houston Baptist (Nov 05, 2016)
Long Reception	74	Walter Dawn at UTSA (Oct 22, 2016)
Field Goals	1	Jay Mattox vs NM State (Sep 03, 2016) Jay Mattox at UTSA (Oct 22, 2016) Jay Mattox at FAU (Nov 12, 2016) Jay Mattox at Rice (Nov 19, 2016) Jay Mattox vs North Texas (Nov 26, 2016)
Long Field Goal	48	Jay Mattox vs North Texas (Nov 26, 2016)
Punts	10	Alan Luna at Texas (Sep 10, 2016)
Punting Avg	51.0	Alan Luna vs Southern Miss (Sep 24, 2016)
Long Punt	69	Alan Luna vs Southern Miss (Sep 24, 2016)
Punts inside 20	3	Alan Luna at Louisiana Tech (Oct 01, 2016)
Long Punt Return	43	Terry Juniel vs NM State (Sep 03, 2016) Terry Juniel vs Houston Baptist (Nov 05, 2016)
Long Kickoff Return	45	Jaquan White vs Army (Sep 17, 2016)
Tackles	16	Alvin Jones vs FIU (Oct 08, 2016) Alvin Jones at Rice (Nov 19, 2016)
Sacks	2.0	Nick Usher at Texas (Sep 10, 2016)
Tackles For Loss	2.0	Nick Usher at Texas (Sep 10, 2016) Gene Hopkins vs Army (Sep 17, 2016)
Interceptions	1	Justin Rogers vs FIU (Oct 08, 2016) Dashone Smith at UTSA (Oct 22, 2016) Dashone Smith vs Old Dominion (Oct 29, 2016) Brendan Royal at FAU (Nov 12, 2016) Kolbi McGary at FAU (Nov 12, 2016) Kalon Beverly at Rice (Nov 19, 2016)

TEAM GAME HIGHS

Rushes	73	vs Army (Sep 17, 2016)
Yards Rushing	426	vs Army (Sep 17, 2016)
Yards Per Rush	8.9	at LA Tech (Oct 01, 2016)
TD Rushes	7	vs Army (Sep 17, 2016)
Pass attempts	42	vs North Texas (Nov 26, 2016)
Pass completions	23	at Texas (Sep 10, 2016) vs North Texas (Nov 26, 2016)
Yards Passing	262	vs Old Dominion (Oct 29, 2016)
Yards Per Pass	21.8	vs Army (Sep 17, 2016)
TD Passes	4	at Texas (Sep 10, 2016) at UTSA (Oct 22, 2016)
Total Plays	89	at UTSA (Oct 22, 2016)
Total Offense	600	vs ARMY (Sep 17, 2016)
Yards Per Play	7.7	at Louisiana Tech (Oct 01, 2016)
Points	66	vs Army (Sep 17, 2016)
Sacks By	5	at Texas (Sep 10, 2016)
First Downs	33	vs Army (Sep 17, 2016)
Penalties	10	at Texas (Sep 10, 2016)
Penalty Yards	115	at Texas (Sep 10, 2016)
Turnovers	3	at Florida Atlantic (Nov 12, 2016)
Interceptions By	2	vs Southern Miss (Sep 24, 2016)
Punts	9	vs Houston Baptist (Nov 05, 2016)
Punting Avg	50.4	at Texas (Sep 10, 2016)
Long Punt	57	vs NM State (Sep 03, 2016) at Texas (Sep 10, 2016)
Punts inside 20	4	vs Houston Baptist (Nov 05, 2016)
Long Punt Return	25	vs Southern Miss (Sep 24, 2016)



HONORS &
AWARDS

AWARDS AND HONORS

BORDER CONFERENCE AWARDS

COACH OF THE YEAR

YEAR NAME

1954	Mike Brumbelow
1956	Mike Brumbelow

MOST VALUABLE PLAYER

YEAR NAME

1952	Bobby Dirmeyer (off.)
1952	Dick Shinaut (off.)
1955	Jesse Whittenton (off.)

ALL-BORDER CONFERENCE

YEAR	NAME	POS.	TEAM
1935	Lionel "Red" Andrews	E	1st
1936	Lionel "Red" Andrews	E	1st
	Mike Balenti	HB	1st
	Odie Pierce	T	1st
	Pecos Wilkenfield	G	1st
1937	Ken Heineman	QB	1st
1938	Ken Heineman	QB	1st
	Riley Matheson	T	1st
	George Attel	G	2nd
	Barry Pennington	C	2nd
1939	George Attel	G	1st
	Ken Heineman	QB	1st
	Barry Pennington	C	1st
	Charles Williams	T	1st
	Morris Raney	E	2nd
1940	Russell Cotton	HB	1st
	Owen Price	QB	1st
	Gilbert Salcedo	HB	1st
1941	William Caver	G	1st
	Owen Price	HB	1st
1942	Fred Salem	E	1st
1946	Fred Wendt	QB	2nd
1947	Raymond Evans	T	1st
	Ernest Keily	G	1st
	Fred Wendt	HB	2nd
	Ed Smith	FB	2nd
1948	Raymond Evans	T	1st
	Ernest Keily	G	1st
	Fred Wendt	HB	1st
1949	James DeGroat	T	1st
	Wayne Hansen	C	1st
	Ernest Keily	G	1st
1950	Pug Gabrel	HB	1st
	Joe Holley	T	1st
	J.D. Partridge	E	1st
1952	Bobby Dirmeyer	DE	1st
	Dick Shinaut	QB	1st
1953	Harry Cantrell	G	1st
	Gene Odell	E	1st
	Clovis Riley	HB	2nd
	Dick Shinaut	QB	2nd
1954	John Howle	E	1st
	Jesse Whittenton	QB	1st
1955	John Howle	E	1st
	Lewis Singleton	T	1st
	Jesse Whittenton	QB	1st
1956	Bob Forrest	E	1st
	Ken George	G	1st
	Bob Laraba	QB	1st
	Don Maynard	HB	1st
	Keith Wharton	T	1st

1957	Dick Forrest	LE	1st
1959	John Young	G	1st
	Charles Bradshaw	FB	2nd
	John Furman	QB	2nd
	Larry Meeks	??	2nd
1960	Charles Bradshaw	FB	1st
	John Furman	QB	1st
	John Young	G	1st
	Lawrence Hudson	G	2nd
1961	John Furman	QB	1st
	Ralph Kennedy	E	1st
	John Young	G	1st

WAC AWARDS

COACH OF THE YEAR

YEAR NAME

1974	Gil Bartosh
2000	Gary Nord

NEWCOMER OF THE YEAR

YEAR NAME POS.

1974	Bobby McKinley	QB
1987	Pat Hegarty	QB

DEFENSIVE PLAYER OF THE YEAR

YEAR NAME POS.

1983	Raymond Morris	LB
1993	Barron Wortham	LB
1999	Brian Young	DE
2004	Robert Rodriguez	LB

FRESHMAN OF THE YEAR

YEAR NAME POS.

1990	Barron Wortham	LB
2004	Quintin Demps	DB

ALL-WAC

YEAR	NAME	POS.	TEAM
1968	Grady Cavness	S	1st
	Brooks Dawson	QB	1st
	Wally Guilford	OG	1st
	Ron Jones	TE	1st
1969	Jim Fabish	CB	1st
	Ed Puishes	FL	1st
1970	Lewis Brooks	OG	1st
	Gene Mack	DE	1st
1971	Don Croft	MG	1st
	Tony Perea	LB	1st
1972	Tony Perea	LB	1st
	Greg Taylor	SE	1st
1973	LaFreddie Coleman	S	1st
	Bronko Belichesky	K	1st
1974	LaFreddie Coleman	CB	1st
	Brad Longnecker	TE	1st
	Mike Wastaney	MG	1st
1975	Robert Elliott	RB	1st
1976	Robert Elliott	RB	1st
	Jim Lohmann	OL	1st
1977	Robert Elliott	RB	1st
	Bubba Garcia	WR	1st
1978	Eddie Forkaway	DB	1st
	Bubba Garcia	WR	1st
1979	Melvin Besses	DL	1st
1980	Delbert Thompson	RB	1st
1983	Raymond Morris	LB	1st
1984	Nikita Blair	LB	1st

1987	John Harvey	RB	1st
	James Spady	C	1st
	Joe Terry	LB	1st
1988	Chris Jacke	PK	1st
	Ken Sale	LB	1st
	James Spady	OL	1st
	Tony Tolbert	DL	1st
	Terry Walker	DB	1st
1989	Reggie Barrett	WR	1st
	Ken Sale	LB	1st
1991	Ricky Massey	DL	1st
	Darryl Moore	OL	1st
	Rob Sesich	C	1st
	O.T. Thomas	DB	1st
	Barron Wortham	LB	1st
1992	Ed Bunn	P	1st
	Barron Wortham	LB	1st
1993	Barron Wortham	LB	1st
	Marshall Young	PK	1st
1994	Marshall Young	PK	1st
1995	Micheal Comer	LB	1st
1996	Micheal Comer	LB	1st
	Best Ihegborow	DL	2nd
	Cedric Johnson	WR	2nd
	David Terrell	DB	2nd
1997	Halikilangi Muagututia	DB	1st
	Anwar White	OL	1st
	Jimmy Carpenter	WR	2nd
	Jason Smith	DL	2nd
	Brian Young	DL	2nd
1998	Ricky Bishop	PK	1st
	Brian Natkin	TE	1st
	Brian Young	DL	1st
	Jimmy Carpenter	WR	2nd
	Alan Gray	OT	2nd
1999	Carey Clayton	OL	1st
	Brian Natkin	TE	1st
	Paul Smith	RB	1st
	Brian Young	DL	1st
	Ricky Bishop	PK	2nd
	Lee Mays	WR	2nd
	Derek Walker	DB	2nd
	Robert Weathers	LB	2nd
2000	Glen Beard	P	1st
	Crance Clemons	DB	1st
	Menson Holloway	DL	1st
	Lee Mays	WR	1st
	Trey Merkens	LB	1st
	Brian Natkin	TE	1st
	Rocky Perez	QB	1st
	Ricky Bishop	PK	2nd
	Carey Clayton	OL	2nd
	Jeff Seeton	OL	2nd
	D.J. Walker	DB	2nd
	Lee Mays	WR	2nd
2001	D.J. Walker	DB	2nd
2002	D.J. Walker	DB	1st
2003	Trey Darilek	OL	1st
	Howard Jackson	RB	1st
	Bryce Benekos	P	2nd
	Robert Rodriguez	LB	2nd
2004	Bryce Benekos	P	1st
	Howard Jackson	RB	1st
	Chris Mineo	DL	1st
	Robert Rodriguez	LB	1st
	Adrian Ward	DB	1st
	Jayson Boyd	WR	2nd

AWARDS AND HONORS

Jonas Crafts	TE	2nd
Johnnie Lee Higgins, Jr.	WR	2nd
Thomas Howard	LB	2nd
Adrian Ward	DB	2nd

CONFERENCE USA AWARDS

SPECIAL TEAMS PLAYER OF THE YEAR

YEAR	NAME	POS.
2006	Johnnie Lee Higgins, Jr.	KR/PR

ALL-FRESHMAN TEAM

YEAR	NAME	POS.
2005	Robbie Felix	OL
	James Olalekan	DL
2006	Braxton Amy	DB
2007	Kyle Petersen	P
	Trevor Vittatoe	QB
2008	Bernard Obi	DL
	Jamie Irving	LB
2009	DeShawn Grayson	DB
	Marlon McClure	KR
2010	Germard Reed	DL
2011	Eric Tomlinson	TE
	Jerel Watkins	OL
2012	Autrey Golden	RB/KR
2013	Aaron Jones	RB
2014	Alvin Jones	LB
	Derek Elmendorff	OL
	Will Hernandez	OL
2015	Michael Lewis	DB
	Cole Ford	TE
	Warren Redix	PR
2016	Chris Richardson	DL
	Justin Rogers	DB
	Jayson VanHook	LB

ALL-CONFERENCE USA

YEAR	NAME	POS.	TEAM
2005	Jose Garcia	OL	2nd
	Johnnie Lee Higgins, Jr.	WR	2nd
	Johnnie Lee Higgins, Jr.	PR	2nd
	Josh House	OL	2nd
	Thomas Howard	LB	2nd
	Jeremy Jones	LB	2nd
	Alex Obomese	DL	2nd
	Jordan Palmer	QB	2nd
	Tyler Ebell	RB	3rd
	Chris Francies	WR	3rd
	Troy Collavo	LB	3rd
2006	Johnnie Lee Higgins, Jr.	WR	1st
	Troy Collavo	LB	1st
	Quintin Demps	DB	1st
	Reagan Schneider	PK	1st
	Johnnie Lee Higgins, Jr.	KR	1st
	Aaron King	LS	1st
	Johnnie Lee Higgins, Jr.	PR	2nd
	Jordan Palmer	QB	3rd
	Alex Obomese	DL	3rd
2007	Oniel Cousins	OL	1st
	Quintin Demps	DB	1st
	Jose Martinez	PK	1st
	Jeff Moturi	WR	1st
	Quintin Demps	PR	2nd
	Jeremy Jones	LB	2nd

2008	Robby Felix	OL	1st
	Josh Ferguson	PR	2nd
	Jose Martinez	PK	1st
	Adam Vincent	LB	1st
2009	Mike Aguayo	OL	1st
	Donald Buckram	RB	1st
	Da'Mon Cromartie-Smith	DB	1st
2010	Rod Huntley	OL	2nd
	Travaun Nixon	DB	2nd
2011	Matt Camilli	LS	1st
	Ian Campbell	P	2nd
2012	Ian Campbell	P	2nd
2013	Autrey Golden	KR	2nd
2014	Autrey Golden	KR	2nd
	Aaron Jones	RB	2nd
	Jerel Watkins	OL	2nd
2016	Will Hernandez	OL	1st
	Aaron Jones	RB	1st
	Hayden Plinke	TE	1st
	Alvin Jones	LB	2nd

POST-SEASON ALL-STAR GAMES

BLUE-GRAY CLASSIC

NAME	POS.	YEAR
Ken Heineman	QB	1939
Russell Cotton	HB	1940
Don Maynard	HB	1957
Greg Benefield	C	1981
Don Sommer	OG	1985
Joe MacEsquer	OT	1986
Paul Smith	RB	1999

HULA BOWL

NAME	POS.	YEAR
John Harvey	RB	1989
Barron Wortham	LB	1994
Marshall Young	PK	1996
Mike Deal	OL	1999
Brian Young	DE	2000
Tyler Ebell	RB	2006
Zach West	DL	2007
Marcus Thomas	RB	2008

EAST-WEST SHRINE BOWL

NAME	POS.	YEAR
Chris Jacke	PK	1989
Rob Sesich	C	1992
Menson Holloway	DE	2001
Brian Natkin	TE	2001
Robert Rodriguez	LB	2005
Aaron King	LS	2007
Marcus Thomas	RB	2008

SENIOR BOWL

NAME	POS.	YEAR
Fred Carr	LB	1968
Reggie Barrett	WR	1991
Keith Powe	LB	1991
Toraino Singleton	RB	1996
Brian Natkin	TE	2001
Thomas Howard	LB	2006
Jordan Palmer	QB	2007
Johnnie Lee Higgins, Jr.	WR	2007
Oniel Cousins	OL	2008
Quintin Demps	DB	2008

NFLPA BOWL

NAME	POS.	YEAR
Jameill Showers	QB	2014
Eric Tomlinson	TE	2014
Hayden Plinke	TE	2017
Nick Usher	TE	2017

GRIDIRON CLASSIC

NAME	POS.	YEAR
Brian Young	DE	2000
Lee Mays	WR	2002
Lawrence Norman	OT	2002
Trey Darilek	OT	2004

TEXAS VS. THE NATION

NAME	POS.	YEAR
Troy Collavo	LB	2007
Aaron King	LS	2007
Alex Obomese	DL	2007
Daniel Robinson	WR	2007
Reagan Schneider	PK	2007
Bryant Tisdale	DB	2007
Joe Ward	DL	2007
Zach West	DL	2007
Jeremy Jones	LB	2008
Jake Sears	TE	2008
Joe West	WR	2008
Jamar Hunt	TE	2009
Jose Martinez	PK	2009
Mike Aguayo	OL	2010
Cornelius Brown	DB	2010
Da'Mon Cromartie-Smith	DB	2010
Jeff Moturi	WR	2010
Kris Adams	WR	2011

ALL-AMERICA HONORS

LITTLE ALL-AMERICANS

1937	Ken Heineman, QB (NEA ¹ , Collyer's ²)
1938	Ken Heineman, QB (NBC ¹ , NEA ² , Collyer's ² , AP ³)
1939	Ken Heineman, QB (NBC ¹ , NEA ¹ , Collyer's ² , AP ²)
	Barry Pennington, C (AP ³)
1940	Owen Price, QB (Life ¹ , NBC ¹ , NEA ¹ , Collyer's ² , AP ³)
1941	Owen Price, QB (Life ¹ , NBC ¹ , NEA ¹ , Collyer's ² , AP ²)
1947	Fred Wendt, HB (UPI ¹ , AP ³)
1948	Fred Wendt, HB (UPI ¹ , AP ²)
	Raymond Evans, T (AP ³)
	Ernest Keily, G (AP ²)
1949	Ernest Keily, G (AP ³)

ALL-AMERICANS

1957	Dick Forrest, E (AP ³)
1965	Chuck Hughes, WR (Sport Extra ¹)
	Billy Stevens, QB (AP ³)
1967	Fred Carr, LB (Sporting News ¹)
	Billy Stevens, QB (AP ³)
	Charlie West, DB (Sporting News ¹)
1971	Tony Perea, LB (AP ³)
1973	LaFreddie Coleman, CB (AP ³)
1974	Mike Wasteneay, NG (AP ³)
1986	Albert Williams, LB (AP ³)
1987	John Harvey, RB (AP ³)
	Joe Terry, DE (AP ³)

AWARDS AND HONORS

1988	Chris Jacke, PK (FWAA ¹) Tony Tolbert, DE (AP ¹)
1992	Ed Bunn, P (AP ¹ , Walter Camp ¹ , Football News ¹)
1993	Baron Wortham, LB (FWAA ¹ , AP ²)
1998	Brian Natkin, TE (Football News ¹)
2000	Brian Natkin, TE (AP ¹ , Sporting News ¹ , AFCA ¹ , FWAA ¹ , Walter Camp ¹ Football News ¹ , Rivals.com ¹) Lee Mays, WR (Football News ¹)
2006	Johnnie Lee Higgins, Jr., WR/PR (AFCA ¹ , AP ² , CollegeFootballNews.com ²)
2007	Quintin Demps, DB (SI.com ⁴)
2008	Jose Martinez, PK (Rivals.com ³)
2016	Will Hernandez, OL (AP ³ , FOX Sports ³) Aaron Jones, RB (AP ³)

Legend

¹- First Team. ²-Second Team. ³-Third Team. ⁴-Honorable Mention.
AFCA: American Football Coaches' Association.
AP: Associated Press.
Collyer's: Collyer's News Service.
FWAA: Football Writers' Association of America.
Life: Life Magazine.
NBC: National Broadcasting Company.
NEA: Newspaper Enterprise Association.
Sports Extra: Detroit Sports Extra.

BY NUMBER

NO.	NAME	YEARS
1	Chris Jacke	1988
7	Lee Mays	2000
9	Quintin Demps	2007
13	Chuck Hughes	1965
14	Owen Price	1940-41
15	Billy Stevens	1965, 1967
17	Barry Pennington	1939
21	Johnnie Lee Higgins, Jr.	2006
22	John Harvey	1987
	Fred Wendt	1947-48
23	Ken Heineman	1937-39
29	Aaron Jones	2016
36	Tony Perea	1971
	Mike Wastenev	1974
40	Charlie West	1967
41	LaFreddie Coleman	1973
42	Bert Williams	1986
54	Ernest Keily	1948-49
56	Raymond Evans	1948
57	Barron Wortham	1993
76	Will Hernandez	2016
80	Dick Forrest	1957
85	Joe Terry	1987
87	Brian Natkin	1998, 2000
86	Fred Carr	1967
98	Tony Tolbert	1988

BY POSITION

POS.	NAME
Back	Ken Heineman
	Owen Price
	Fred Wendt
	Barry Pennington
Defensive Back	LaFreddie Coleman
	Quintin Demps
	Charlie West
Defensive End	Joe Terry
	Tony Tolbert
	Bert Williams

End	Dick Forrest
Flanker	Chuck Hughes
Guard	Ernest Keily
	Will Hernandez
Kicker	Chris Jacke
Linebacker	Fred Carr
	Tony Perea
	Barron Wortham
Nose Guard	Mike Wastenev
Quarterback	Billy Stevens
Tackle	Raymond Evans
Tailback	John Harvey
	Aaron Jones
Tight End	Brian Natkin
Punter	Ed Bunn
Wide Receiver	Johnnie Lee Higgins, Jr.
	Lee Mays

CONSENSUS ALL-AMERICANS

ED BUNN

Punter | 6-2 | 181
1990-91
West Lake Village, Calif.

Ed Bunn was the first Miner to earn consensus All-America honors, when he led the nation in punting in 1992. That season Bunn averaged 47.7 yards per punt after punting 41 times for 1,955 yards. He missed the last two games of the season with an injury, but still captured All-America honors from Walter Camp, Football News and the Associated Press. He became the third Miner to lead the nation in punting, joining Owen Price (1940) and Fred Wendt (1946). Bunn played just two seasons for the Miners, recording the second-highest career punting average in program history (44.5). He also boomed two of the 10 longest punts in school annals – 83 yards versus New Mexico (1991) and 73 yards versus BYU (1992).

CAREER STATISTICS

Year	G	Punts	Yards	Avg	Lng	Bk	In20
1991	12	63	2,675	42.46	83	2	21
1992	10	41	1,955	47.68	73	0	19
Totals	22	104	4,630	44.52	83	2	40

BRIAN NATKIN

Tight End | 6-4 | 245
1997-2000
San Antonio, Texas

Brian Natkin became UTEP's second consensus All-American and first unanimous All-American in 2000. Natkin was selected first team All-America eight times in 2000. He led all tight ends nationally in receptions (64) and yards (787), while converting 46 receptions (71.4 percent) for first downs that season. He was a semifinalist for the Mackey Award, given to the nation's top tight end. Natkin also earned honorable mention All-America honors in 1998, after notching 34 catches for 362 yards. He closed out his career with 172 catches for 1,934 yards and 11 touchdowns.

CAREER STATISTICS

Year	G	Rec	Yards	Avg	TD	LG	Avg/G
1997	11	15	137	9.13	0	17	12.45
1998	11	34	362	10.65	3	45	32.91
1999	12	59	648	10.98	4	35	54.00
2000	11	64	787	12.30	4	27	71.55
Totals	45	172	1,934	11.24	11	45	42.98



**WINNERS
IN
THE PROS**

MINERS IN THE PROS

Kris Adams - WR

Team	Years
Chicago (NFL)	2011
Minnesota (NFL)	2011
St. Louis (NFL)	2011
Indianapolis (NFL)	2012
N.Y. Giants (NFL)	2013
Winnipeg (CFL)	2015-pr

Mike Aguayo - OL

Team	Years
Green Bay (NFL)	2010
Milwaukee (AFL1)	2011

Godwin Akinduro - LB

Team	Years
Dallas (NFL)	2005

Eric Anderson - WR

Team	Years
Pittsburgh (NFL)	1986

Lionel (Red) Andrews - HB

Team	Years
Columbus (AFL)	1938
Los Angeles Dons (AAFL)	1939-42

Dave Atkins - RB

Team	Years
San Francisco (NFL)	1973
Honolulu (WFL)	1974
San Diego (NFL)	1975

Eloy Atkinson - OL

Team	Years
Tennessee (NFL)	2013

Sherman Austin - RB

Team	Years
Amarillo (AFL2)	2005

Victor Bailey - WR

Team	Years
Philadelphia (NFL)	1993-94
Kansas City (NFL)	1995-96

Walter Ballard - DT

Team	Years
Calgary (CFL)	1983-84
British Columbia (CFL)	1985-89

Joe Banyard - RB

Team	Years
New Orleans (NFL)	2012
Minnesota (NFL)	2012-14
Jacksonville (NFL)	2015-16
Buffalo (NFL)	2017-pr

Reggie Barrett - WR

Team	Years
Detroit (NFL)	1991-94
Seattle (NFL)	1995

Kevin Belcher - C

Team	Years
New York Giants (NFL)	1983-85
Oakland (NFL)	1985

Dustin Bell - DB

Team	Years
Tri-Cities (IDFL)	2010
Cleveland (AFL1)	2011-12
New Orleans (AFL1)	2013
Tri-Cities (IDFL)	2014-15

Bryce Benekos - P

Team	Years
Green Bay (NFL)	2005

Nikita Blair - LB

Team	Years
Minnesota (NFL)	1985

Antwon Blake - DB

Team	Years
Jacksonville (NFL)	2012
Pittsburgh (NFL)	2013-15
Tennessee (NFL)	2016
N.Y. Giants (NFL)	2017-pr

Jayson Boyd - WR

Team	Years
Oakland (NFL)	2006

Cornelius Brown - DB

Team	Years
Chicago (NFL)	2010
Indianapolis (NFL)	2010-11
Chicago (NFL)	2012
San Diego (NFL)	2013

Donald Buckram - RB

Team	Years
Cleveland (NFL)	2011

Ed Bunn - P

Team	Years
Washington (NFL)	1992

Kevin Caldwell - RB

Team	Years
Winnipeg (CFL)	1992

Matt Camilli - LS

Team	Years
Philadelphia (NFL)	2012

Jimmy Carpenter - WR

Team	Years
Arizona (NFL)	1999

Fred Carr - LB

Team	Years
Green Bay (NFL)	1968-77

Grady Cavness - DB

Team	Years
Denver (NFL)	1969
Atlanta (NFL)	1970
Winnipeg (CFL)	1971-73
British Columbia (CFL)	1974-78

Bernard Chapman - DB

Team	Years
Cleveland (NFL)	1972

Maurice Chavis - DB

Team	Years
Tri Cities (IDFL)	2016-pr

Gene Childs - FB

Team	Years
San Diego (NFL)	1970

Carey Clayton - C

Team	Years
San Diego (NFL)	2001
Jacksonville (NFL)	2002
Amsterdam (NFL-Europe)	2003
Columbus (AFL1)	2004
Nashville (AFL1)	2005-07

Robert Clayton - OL

Team	Years
Austin (AFL1)	2005

Crance Clemons - CB

Team	Years
Detroit (NFL)	2002
Indianapolis (NFL)	2004
Ottawa (CFL)	2003-05
Calgary (CFL)	2006-08

Micheal Comer - LB

Team	Years
Arizona (NFL)	1997

Russell Cotton - HB

Team	Years
Pittsburgh (NFL)	1941-42

Oniel Cousins - OL

Team	Years
Baltimore (NFL)	2008-10
Cleveland (NFL)	2011-13
Tampa Bay (NFL)	2014

Jonas Crafts - TE

Team	Years
Philadelphia (NFL)	2005

Brander Craighead - OL

Team	Years
Calgary (CFL)	2014-15

Don Croft - DT

Team	Years
Buffalo (NFL)	1972-75
Detroit (NFL)	1976
Saskatchewan (CFL)	1977

Da'Mon Cromartie-Smith - DB

Team	Years
Pittsburgh (NFL)	2010-13
Washington (NFL)	2014-15
Ottawa (CFL)	2015

George Daney - OG

Team	Years
Kansas City (NFL)	1968-77

Trey Darilek - OG

Team	Years
Philadelphia (NFL)	2004-06
Miami (NFL)	2006
Dallas (NFL)	2007
Miami (NFL)	2008

James Davidson - LB

Team	Years
Cincinnati (NFL)	2014
New York Giants (NFL)	2014

Fred DeBernardo - DE

Team	Years
Kansas City (NFL)	1974

Sir James Delgado - DB

Team	Years
Hamilton (CFL)	2007
British Columbia (CFL)	2008

Quintin Demps - DB

Team	Years
Philadelphia (NFL)	2008-09
Hartford (UFL)	2010
Houston (NFL)	2010-12
Kansas City (NFL)	2013
New York Giants (NFL)	2014
Houston (NFL)	2015-16
Chicago (NFL)	2017-pr

Jon Dorenbos - DS

Team	Years
Buffalo (NFL)	2003-05
Tennessee (NFL)	2005-06
Philadelphia (NFL)	2006-pr

Tyler Ebell - RB

Team	Years
Edmonton (CFL)	2007, 2009
Toronto (CFL)	2008

Michael Edwards - WR

Team	Years
Cleveland (NFL)	2013

Gene Epps - DB

Team	Years
Washington (NFL)	1970

Darius Ellison - DB

Team	Years
Wichita (AFL2)	2000-01
Roanoke (AFL2)	2001
Wilkes-Barre (AFL2)	2002
Oklahoma City (AFL2)	2002
Columbus (AFL2)	2003
Macon (AFL2)	2004
Birmingham (AFL2)	2004-05

Jimmy Evans - WR

Team	Years
Dallas (NFL)	1964
New York Jets (NFL)	1964-66

Jim Fabish - DB

Team	Years
San Diego (NFL)	1970

Ariel Famaligi - OT

Team	Years
Laredo (AFL2)	2004

MINERS IN THE PROS

Robby Felix - C

Team	Years
Las Vegas (UFL)	2009
Baltimore (NFL)	2009
New York Jets (NFL)	2010

Jahmal Fenner - DB

Team	Years
Amarillo (AFL2)	2006-07

Josh Ferguson - DB

Team	Years
Chicago (AFL1)	2010
Spokane (AFL1)	2011-12
Utah (AFL1)	2013
San Antonio (AFL1)	2014
Spokane (IDFL)	2016-pr

Gonzalo Floyd - DE

Team	Years
Washington (NFL)	1994
Jacksonville (NFL)	1995
Calgary (CFL)	1995-96
Hamilton (CFL)	1997-02
Buffalo (AFL1)	2003

Chris Francies - WR

Team	Years
Green Bay (NFL)	2006-08
New Orleans (NFL)	2009
San Francisco (NFL)	2009
Utah (AFL1)	2010
Georgia (AFL1)	2011

John Furman - RB

Team	Years
Cleveland (NFL)	1962-63

Bubba Garcia - WR

Team	Years
Kansas City (NFL)	1980
Denver (USFL)	1983

Sammy Garza - QB

Team	Years
St. Louis (NFL)	1987
Phoenix (NFL)	1988
Winnipeg (CFL)	1989-94
Ottawa (CFL)	1995

Paul Gibson - WR

Team	Years
Buffalo (NFL)	1972
Green Bay (NFL)	1972

Clyde Glosson - WR

Team	Years
Buffalo (NFL)	1970

Keonta Golson - WR/DB

Team	Years
Tulsa (AFL2)	2001-02

DeShawn Grayson - DB

Team	Years
Pittsburgh (NFL)	2013

Leon Harden - DB

Team	Years
Green Bay (NFL)	1969-70

Wayne Hansen - C

Team	Years
Chicago (NFL)	1950-59
Dallas (NFL)	1960-62

John Harvey - RB

Team	Years
Tampa Bay (NFL)	1989-90
Winnipeg (CFL)	1991-92

Pat Hegarty - QB

Team	Years
Denver (NFL)	1989-90

Ken Heineman - QB

Team	Years
Cleveland (NFL)	1940-41
Brooklyn (NFL)	1942-44

Michael Hicks - DB

Team	Years
Dallas (NFL)	1998
Frankfurt (NFL-Europe)	1999
New England (AFL1)	1999
Toronto (AFL1)	2000-01

Karmul High

Team	Years
El Paso (IFL)	2004

Rod Huntley

Team	Years
Minnesota (NFL)	2011

Johnnie Lee Higgins, Jr. - WR

Team	Years
Oakland (NFL)	2007-10
Philadelphia (NFL)	2011
Virginia (UFL)	2012

George Hillary - DE

Team	Years
Washington (NFL)	1945

Menson Holloway - DE

Team	Years
San Francisco (NFL)	2001-02
San Jose (AFL1)	2003
New Orleans (AFL1)	2004

Thomas Howard - LB

Team	Years
Oakland (NFL)	2006-10
Cincinnati (NFL)	2011-13

Chuck Hughes - WR

Team	Years
Philadelphia (NFL)	1967-69
Detroit (NFL)	1969-71

Jamar Hunt - TE

Team	Years
Dallas (NFL)	2009

Ibok Ibok - DL

Team	Years
Bakersfield (AFL2)	2007

Best Ihegborow - DL

Team	Years
Arizona (NFL)	1997

Sulaiman Ismail - WR

Team	Years
New York (AFL1)	2001

Chris Jacke - PK

Team	Years
Green Bay (NFL)	1989-96
Washington (NFL)	1997
Arizona (NFL)	1998-99

Eugene Jackson - DE

Team	Years
Cleveland (NFL)	1968

Howard Jackson - RB

Team	Years
Detroit (NFL)	2005
Hamilton (CFL)	2005

Adrian James - CB

Team	Years
Spokane (IDFL)	2016-pr

Cedric Johnson - WR

Team	Years
Saskatchewan (CFL)	1997
Portland (AFL1)	1998
El Paso (IDFL)	2009

Aaron Jones - RB

Team	Years
Green Bay (NFL)	2017-pr

Ron Jones - TE

Team	Years
Green Bay (NFL)	1969

Seth Joyner - LB

Team	Years
Philadelphia (NFL)	1986-93
Arizona (NFL)	1994-96
Green Bay (NFL)	1997
Denver (NFL)	1998

Gary Keithley - QB

Team	Years
St. Louis (NFL)	1973-75
Seattle (NFL)	1976
British Columbia (CFL)	1977-78

George Kelly - DB

Team	Years
Arizona (AFL1)	2010

Donavon Kemp - WR

Team	Years
Dallas (NFL)	2012

Ola Kimrin - PK

Team	Years
Rhein (NFL-Europe)	2001
Frankfurt (NFL-Europe)	2001-02
Dallas (NFL)	2003
Cologne (NFL-Europe)	2004
Washington (NFL)	2004
Tennessee (NFL)	2005
Rhein (NFL-Europe)	2006
Miami (NFL)	2006

Aaron King - LS

Team	Years
Sacramento (UFL)	2010-11

Joey Knapp - TE

Team	Years
Houston (NFL)	2002
Green Bay (NFL)	2003

Sean Kugler - OL

Team	Years
Sacramento (WLAF)	1991

Bob Laraba - HB-LB

Team	Years
Green Bay (NFL)	1959
San Diego (AFL)	1960-61

Leif Larsen - DT

Team	Years
Buffalo (NFL)	2000-02

Cedrick Lang - TE

Team	Years
Denver (NFL)	2017-pr

Darrin Laufasa - FB

Team	Years
Cincinnati (NFL)	2017-pr

Larry Linne - WR

Team	Years
New England (NFL)	1987-88

Jim Lohmann - OT

Team	Years
British Columbia (CFL)	1978-82
Chicago (USFL)	1983
Pittsburgh (USFL)	1984
San Antonio (USFL)	1985

Ricky Lopez - WR/DB

Team	Years
Arizona (AFL1)	1992-93

Joe MacEsler - OT

Team	Years
San Diego (NFL)	1987

Jose Martinez - K

Team	Years
Milwaukee (AFL1)	2012
Chicago (AFL1)	2013
Iowa (AFL1)	2014
New Orleans (AFL1)	2014

MINERS IN THE PROS

Riley Matheson - G

Team	Years
Columbus (AFL)	1939
Cleveland Rams	1939-42
Detroit (NFL)	1943
Cleveland (NFL)	1944-46
Los Angeles Rams	1947
San Francisco (AAFC)	1948

Demetrious Maxie - DT

Team	Years
Baltimore (CLF)	1995
Montreal (CFL)	1996
Toronto (CFL)	1996-99
Albany (AFL1)	1999-00
Saskatchewan (CFL)	2000-01
Buffalo (NFL)	2002
Toronto (CFL)	2002
San Francisco (NFL)	2004
Calgary (CFL)	2003-06

Hayden Mayhew - T

Team	Years
Pittsburgh (NFL)	2004
Hawaiian (AFL2)	2004

Don Maynard - WR

Team	Years
New York Giants (NFL)	1958
Hamilton (CFL)	1959
New York Jets (NFL)	1960-72
St. Louis (NFL)	1973

Scot Maynard - WR

Team	Years
San Francisco (NFL)	1987
Phoenix (NFL)	1988
Winnipeg Bluebombers (CFL)	1990

Lee Mays - WR

Team	Years
Pittsburgh (NFL)	2002-06

Matt McKinnon - FB/LB

Team	Years
Tulsa (AFL2)	2005

Trey Merckens - LB

Team	Years
Atlanta (NFL)	2001
San Diego (AFL2)	2003
Laredo (AFL2)	2004

Horace Miller - LB

Team	Years
Seattle (NFL)	2014
Carolina (NFL)	2014
Oakland (NFL)	2014
Baltimore (NFL)	2015

Wesley Miller - DB

Team	Years
Buffalo (NFL)	2015

Terrance Minor - WR

Team	Years
Laredo (AFL2)	2004

Darryl Moore - OG

Team	Years
Washington (NFL)	1992

Tampa Bay (NFL)	1996
Amsterdam (NFL-Europe)	1997-98
Florida (AFL1)	1999-00
Milwaukee (AFL1)	2000-01

Raymond Morris - LB

Team	Years
Chicago (NFL)	1987

Jeff Moturi - WR

Team	Years
Green Bay (NFL)	2010
Dallas (NFL)	2010

Halakilangi Muagututia - DB

Team	Years
Toronto (CFL)	1999
Chicago (XFL)	2001
Mobile (AFL2)	2002
Chicago (AFL1)	2002-03
Las Vegas (AFL1)	2003
Central Valley (AFL2)	2004
Hawaiian (AFL2)	2004

Volley Murphy - WR

Team	Years
Minnesota (NFL)	1968

Brian Natkin - TE

Team	Years
Tennessee (NFL)	2001-02
St. Louis (NFL)	2003

Alex Obomese - DL

Team	Years
Dallas (NFL)	2007
Alabama (AAFL)	2008

Humberto Padilla - OL/DL

Team	Years
Stockton (AFL2)	2009

Jordan Palmer - QB

Team	Years
Washington (NFL)	2007
Arizona (AFL1)	2008
Cincinnati (NFL)	2008-11
Sacramento (UFL)	2011
Jacksonville (NFL)	2012
Chicago (NFL)	2013
Buffalo (NFL)	2014
Tennessee (NFL)	2014

Damian Payne - DB

Team	Years
Bemidji (IDFL)	2015

Tony Perea - LB

Team	Years
Hamilton (CFL)	1976

Rocky Perez - QB

Team	Years
Laredo (AFL2)	2004

Wesley Phillips - QB

Team	Years
San Diego (AFL2)	2002-03

Keith Powe - DE

Team	Years
British Columbia (CFL)	1991-93
Tampa Bay (NFL)	1994-96
Scotland (NFL-Europe)	1997
Winnipeg (CFL)	1997-98

Thurman Randle - OT

Team	Years
Atlanta (NFL)	1968

John Rayborn - QB

Team	Years
Saskatchewan (CFL)	1999-00
Indiana (AFL1)	2001-02
Macon (AFL2)	2002
Detroit (AFL1)	2003-04
Columbus (AFL1)	2004
New Orleans (AFL1)	2004

Roy Robertson-Harris - DL

Team	Years
Chicago (NFL)	2016-pr

Daniel Robinson - WR

Team	Years
New England (NFL)	2007
Green Bay (AFL1)	2010

Robert Rodriguez - LB

Team	Years
Tennessee (NFL)	2005
Cologne (NFL-Europe)	2006
Calgary (CFL)	2006-07

Sam Rogers - DB

Team	Years
Hamilton (CFL)	1995-97

Jon Salcido - FB/LB/DL

Team	Years
El Paso (IDFL)	2009

Ken Sale, LB

Team	Years
London (WLAFL)	1991-92
Sacramento (AFL1)	1992-93

Lorne Sam - WR

Team	Years
Denver (NFL)	2008
Winnipeg (CFL)	2009

Denver Samples - DT

Team	Years
Atlanta (NFL)	1969

Carlos Scott - C

Team	Years
St. Louis (NFL)	1983-86

Reagan Schneider - PK

Team	Years
Washington (NFL)	2007

Jameill Showers - QB

Team	Years
Dallas (NFL)	2015-pr

Pete Shufelt - LB

Team	Years
San Francisco (NFL)	1993
New Orleans (NFL)	1993
Kansas City (NFL)	1993-94
New York Giants (NFL)	1994-95
Denver (NFL)	1996
Rhein (NFL-Europe)	1997

John Singleton - DT

Team	Years
British Columbia (CFL)	1980

Kendrick Singleton - DB

Team	Years
Rio Grande Valley (AFL2)	2009

Ed Smith - DB

Team	Years
Green Bay (NFL)	1948-49

Keith Smith - OL/DL

Team	Years
Denver (AFL1)	1987-90
Orlando (AFL1)	1991

Mike Smith - DB

Team	Years
Miami (NFL)	1985-87
Atlanta (NFL)	1988

Paul Smith - RB

Team	Years
San Francisco (NFL)	2000-02
Detroit (NFL)	2003-05
St. Louis (NFL)	2006
Denver (NFL)	2007-08

Don Sommer - OT

Team	Years
Buffalo (NFL)	1987

James Spady - OL/DL

Team	Years
Denver (AFL1)	1991
Sacramento (AFL1)	1992-93

Melvin Stephenson II - DB

Team	Years
Washington (NFL)	2010
San Jose (AFL1)	2011

Billy Stevens, QB

Team	Years
Green Bay (NFL)	1968-69
Chicago Bears (NFL)	1970-71

Craig Strickland - QB

Team	Years
Tulsa (AFL2)	2000-01
Detroit (AFL1)	2002
Tulsa (AFL2)	2003
Oklahoma City (AFL2)	2004-06

MINERS IN THE PROS

Tres Sullivan - QB

Team	Years
Arizona (AFL1)	1995
Milwaukee (AFL1)	1996-97
Sacramento (AFL1)	1997

David Sutton - WR

Team	Years
Miami (NFL)	2007

Danny Taylor - DB

Team	Years
Edmonton (CFL)	1998

David Terrell - DB

Team	Years
Washington (NFL)	1998
Rhein (NFL-Europe)	1999
Washington (NFL)	2000-03
Oakland (NFL)	2004

Drew Thomas - DB

Team	Years
St. Louis (NFL)	2013

Marcus Thomas - RB

Team	Years
San Diego (NFL)	2008
Cleveland (NFL)	2009
Denver (NFL)	2009

Delbert Thompson - RB

Team	Years
Kansas City (NFL)	1982

Bryant Tisdale - DB

Team	Years
Florida (AFL2)	2009

Tony Tolbert - DE

Team	Years
Dallas (NFL)	1989-98

Eric Tomlinson - TE

Team	Years
Philadelphia (NFL)	2015
Houston (NFL)	2015-16
N.Y. Jets (NFL)	2016-pr

Nick Usher - LB

Team	Years
Seattle (NFL)	2017-pr

Trevor Vittatoe - QB

Team	Years
Chicago (NFL)	2011
Indianapolis (NFL)	2012

Bob Wallace - TE

Team	Years
Chicago Bears (NFL)	1968-71

Adrian Ward - DB

Team	Years
Minnesota (NFL)	2005

Clarence Ward - DB

Team	Years
Iowa (AFL1)	2011

Eric Washington - DB

Team	Years
St. Louis (NFL)	1972-73

Charlie West - DB

Team	Years
Minnesota (NFL)	1968-74
Detroit (NFL)	1975-77
Denver (NFL)	1978-79

Joe West - WR

Team	Years
Dallas (NFL)	2008
St. Louis (NFL)	2010
Calgary (CFL)	2012-pr

Zach West - DL

Team	Years
New England (NFL)	2007
Cleveland (NFL)	2008

Jeff White - PK

Team	Years
New England (NFL)	1973

Paul White - RB

Team	Years
St. Louis (NFL)	1970-71

Jesse Whittenton - DB

Team	Years
Los Angeles Rams (NFL)	1956
Chicago Bears (NFL)	1957
Green Bay (NFL)	1958-64

Albert Williams - LB

Team	Years
Pittsburgh (NFL)	1987
Winnipeg (CFL)	1988-91
San Antonio (WLAF)	1992

Larry Willis - S

Team	Years
Washington (NFL)	1973

Darren Woodard - DB

Team	Years
St. Louis (NFL)	2013
Arizona (NFL)	2014-15
Ottawa (CFL)	2016-pr

Barron Wortham, LB

Team	Years
Houston (NFL)	1994-96
Tennessee (NFL)	1997-99
Dallas (NFL)	2000

Brian Young, DT

Team	Years
St. Louis Rams (NFL)	2000-03
New Orleans (NFL)	2004-09

Marshall Young - PK

Team	Years
Miami (NFL)	1999

LEGEND

AAFL – All-American Football League
 AFL – American Football League
 AFL1 – Arena Football League
 AFL2 – Arena Football League 2
 CFL – Canadian Football League
 IDFL – Indoor Football League
 IFL – Intense Football League
 NFL – National Football League
 NFL-Europe – NFL European League
 USFL – United States Football League
 UFL – United Football League
 WFL – World Football League
 WLAF – World League of American Football



Jordan Palmer (2003-06)

MINERS IN THE NFL

ATLANTA

Name	Pos	Years
Grady Cavness	DB	1970
Trey Merkens	LB	2001
Thurman Randle	OT	1968
Denver Samples	DT	1969
Mike Smith	DB	1988

ARIZONA

Name	Pos	Years
Jimmy Carpenter	WR	1999
Michael Comer	LB	1997
Sammy Garza	QB	1988
Best Ihegborow	DL	1997
Chris Jacke	PK	1998-99
Seth Joyner	LB	1994-96
Scot Maynard	WR	1988
Darren Woodard	DB	2014-15

BALTIMORE

Name	Pos	Years
Oniel Cousins	OL	2008-10
Robby Felix	C	2009
Horace Miller	LB	2015

BROOKLYN

Name	Pos	Years
Ken Heineman	QB	1942-44

BUFFALO

Name	Pos	Years
Joe Banyard	RB	2017-pr
Don Croft	DT	1972-75
Jon Dorenbos	DS	2003-06
Paul Gibson	WR	1972
Clyde Glosson	WR	1970
Leif Larsen	DT	2000-02
Wesley Miller	DB	2015
Jordan Palmer	QB	2014
Don Sommer	OT	1987

CAROLINA

Name	Pos	Years
Horace Miller	LB	2014

CHICAGO

Name	Pos	Years
Kris Adams	WR	2011
Cornelius Brown	DB	2010, 2012
Quintin Demps	DB	2017-pr
Wayne Hansen	C	1950-59
Raymond Morris	LB	1987
Jordan Palmer	QB	2013
Roy Robertson-Harris	DL	2016-pr
Billy Stevens	QB	1970-71
Trevor Vittatoe	QB	2011
Bob Wallace	TE	1968-71
Jesse Whittenton	DB	1957

CINCINNATI

Name	Pos	Years
James Davidson	LB	2014
Thomas Howard	LB	2011-13
Darrin Laufasa	FB	2017-pr
Jordan Palmer	QB	2008-11

CLEVELAND

Name	Pos	Years
Donald Buckram	RB	2011
Bernard Chapman	DB	1972
Oniel Cousins	OL	2011-13
Michael Edwards	WR	2013
John Furman	RB	1962-63
Ken Heineman	QB	1942-44
Eugene Jackson	DB	1968
Riley Matheson	G	1939-42, 44-46
Marcus Thomas	RB	2009
Zach West	DL	2008

DALLAS

Name	Pos	Years
Godwin Akinduro	LB	2011
Trey Darilek	OG	2007
Jimmy Evans	WR	1964
Wayne Hansen	C	1960-62
Michael Hicks	DB	1998
Jamar Hunt	TE	2009
Donavon Kemp	WR	2012
Ola Kimrin	PK	2003
Jeff Moturi	WR	2010
Alex Obomese	DL	2007
Jameill Showers	QB	2015-pr
Tony Tolbert	DE	1989-98
Joe West	WR	2008
Barron Wortham	LB	2000

DENVER

Name	Pos	Years
Grady Cavness	DB	1969
Pat Hegarty	QB	1989-90
Seth Joyner	LB	1998
Cedrick Lang	TE	2017-pr
Lorne Sam	WR	2008
Pete Shufelt	LB	1996
Paul Smith	RB	2007-08
Marcus Thomas	RB	2009
Charlie West	DB	1978-79

DETROIT

Name	Pos	Years
Reggie Barrett	WR	1991-94
Crance Clemons	CB	2002
Don Croft	DT	1976
Chuck Hughes	WR	1969-71
Howard Jackson	RB	2005
Riley Matheson	G	1943
Paul Smith	RB	2003-05
Charlie West	DB	1975-77

GREEN BAY

Name	Pos	Years
Mike Aguayo	OL	2010
Bryce Benekos	P	2005
Fred Carr	LB	1968-77
Chris Francies	WR	2006-08
Paul Gibson	WR	1972
Leon Harden	DB	1969-70
Chris Jacke	PK	1989-96
Aaron Jones	RB	2017-pr
Ron Jones	TE	1968
Seth Joyner	LB	1997
Joey Knapp	TE	2003
Bob Laraba	HB-LB	1959
Jeff Moturi	WR	2010
Ed Smith	DB	1948-49

Billy Stevens	QB	1968-69
Jesse Whittenton	DB	1958-64

HOUSTON

Name	Pos	Years
Quintin Demps	DB	2010-12
		2015-16
Joey Knapp	TE	2002
Eric Tomlinson	TE	2015-16
Barron Wortham	LB	1994-96

INDIANAPOLIS

Name	Pos	Years
Kris Adams	WR	2012
Cornelius Brown	DB	2010-11
Crance Clemons	CB	2004
Trevor Vittatoe	QB	2012

JACKSONSVILLE

Name	Pos	Years
Joe Banyard	RB	2015-16
Antwon Blake	DB	2012
Carey Clayton	C	2002
Gonzalo Floyd	DE	1995
Jordan Palmer	QB	2012

KANSAS CITY

Name	Pos	Years
Victor Bailey	WR	1995-96
George Daney	OG	1968-77
Fred DeBernardo	DE	1974
Quintin Demps	DB	2013
Bubba Garcia	WR	1980
Pete Shufelt	LB	1993-94
Delbert Thompson	RB	1982

LOS ANGELES (RAMS)

Name	Pos	Years
Riley Matheson	G	1947
Jesse Whittenton	DB	1956

MIAMI

Name	Pos	Years
Trey Darilek	OG	2006, '08
Ola Kimrin	PK	2006
Mike Smith	DB	1985-87
David Sutton	WR	2007
Brian Young	PK	1999

MINNESOTA

Name	Pos	Years
Kris Adams	WR	2011
Joe Banyard	RB	2012-14
Nikita Blair	LB	1985
Rod Huntley	OL	2011
Adrian Ward	DB	2005
Charlie West	DB	1968-74

NEW ENGLAND

Name	Pos	Years
Larry Linne	WR	1987-88
Daniel Robinson	WR	2007
Zach West	DL	2007
Jeff White	PK	1973

NEW ORLEANS

Name	Pos	Years
Joe Banyard	RB	2012

Chris Francies	WR	2009
Pete Shufelt	LB	1993
Brian Young	DT	2004-09

NEW YORK (GIANTS)

Name	Pos	Years
Kris Adams	WR	2013
Kevin Belcher	C	1983-85
James Davidson	LB	2014
Quintin Demps	DB	2014
Don Maynard	WR	1958
Pete Shufelt	LB	1994-95

NEW YORK (JETS)

Name	Pos	Years
Jimmy Evans	WR	1964-66
Robby Felix	C	2010
Don Maynard	WR	1960-72
Eric Tomlinson	TE	2017-pr

OAKLAND

Name	Pos	Years
Kevin Belcher	C	1985
Jason Boyd	WR	2005
Johnnie Lee Higgins	WR	2007-10
Thomas Howard	LB	2006-10
Horace Miller	LB	2014
David Terrell	DB	2004

PHILADELPHIA

Name	Pos	Years
Victor Bailey	WR	1993-94
Matt Camilli	LS	2012
Jonas Crafts	TE	2005
Trey Darilek	OG	2004-06
Quintin Demps	DB	2008-09
Jon Dorenbos	DS	2006-pr
Johnnie Lee Higgins	WR	2011
Chuck Hughes	WR	1967-69
Seth Joyner	LB	1986-93
Eric Tomlinson	TE	2015

PITTSBURGH

Name	Pos	Years
Eric Anderson	WR	1986
Antwon Blake	DB	2013-15
Russell Cotton	HB	1941-42
Da'Mon Cromartie Smith	DB	2010-13
DeShawn Grayson	DB	2013
Hayden Mayhew	T	1936-38
Lee Mays	WR	2002-06
Albert Williams	LB	1987

SAN DIEGO

Name	Pos	Years
Dave Atkins	RB	1975
Cornelius Brown	DB	2013
Gene Childs	FB	1970
Carey Clayton	C	2001
Jim Fabish	DB	1970
Joe MacEsker	OT	1987
Marcus Thomas	RB	2008

SAN FRANCISCO

Name	Pos	Years
Dave Atkins	RB	1973
Chris Francies	WR	2009
Menson Holloway	DE	2001-02

MINERS IN THE NFL

Demetrious Maxie	DT	2004
Scot Maynard	WR	1987
Pete Shufelt	LB	1993
Paul Smith	RB	2000-02

ST. LOUIS

Name	Pos	Years
Kris Adams	WR	2011
Sammy Garza	QB	1987
Gary Keithley	QB	1973-75
Don Maynard	WR	1973
Brian Natkin	TE	2003
Carlos Scott	C	1983-86
Paul Smith	RB	2006
Drew Thomas	DB	2013
Eric Washington	DB	1972-73
Joe West	WR	2010
Paul White	RB	1970-71
Darren Woodard	DB	2013
Brian Young	DT	2000-03

SEATTLE

Name	Pos	Years
Reggie Barrett	WR	1995
Gary Keithley	QB	1976
Horace Miller	LB	2014
Nick Usher	LB	2017-pr

TAMPA BAY

Name	Pos	Years
Oniel Cousins	OL	2014
John Harvey	RB	1989-90
Darryl Moore	OG	1996
Keith Powe	DE	1994-96

TENNESSEE

Name	Pos	Years
Eloy Atkinson	OL	2013
Antwon Blake	DB	2016
Ola Kimrin	PK	2005
Volley Murphy	WR	1968
Brian Natkin	TE	2001-02
Jordan Palmer	QB	2014
Robert Rodriguez	LB	2005
Barron Wortham	LB	1997-99

WASHINGTON

Name	Pos	Years
Ed Bunn	P	1992
Da'Mon Cromartie Smith	DB	2014-15
Gene Epps	DB	1970
Gonzalo Floyd	DE	1994
George Hillary	E	1945
Chris Jacke	PK	1997
Ola Kimrin	PK	2004
Darryl Moore	OG	1992
Jordan Palmer	QB	2007
Reagan Schneider	PK	2007
Melvin Stephenson II	DB	2010
David Terrell	DB	1998, 2000-03
Larry Willis	S	1973

NFL DRAFT PICKS

YEAR	ROUND	PICK	OVERALL	NAME	TEAM	POSITION
1940	6	-	-	Ken Heineman	Cleveland Rams	TB
1941	11	2	112	Russell Cotton	Pittsburgh Steelers	QB
	16	-	-	Gordon Wilson	Cleveland Rams	G
1942	17	-	-	Owen Price	New York Giants	QB
1945	22	-	-	Ray Evans	Cleveland Rams	OG
	25	10	282	George Hillary	Washington Redskins	E
1948	2	1	19	Ed Smith	Green Bay Packers	HB
1949	24	-	239	Bernie Smith	Chicago Bears	T
1950	4	-	44	Ernest Keily	Detroit Lions	G
	6	-	-	Wayne Hansen	Chicago Bears	LB
1956	5	-	-	Jesse Whittenton	Los Angeles Rams	DB
1957	9	2	109	Don Maynard	New York Giants	FL
1959	8	11	95	Bob Laraba	Green Bay Packers	QB
1962	3	2	26	John Furman	Cleveland Browns	QB
1963	18	14	252	Luis Hernandez	Green Bay Packers	G
1964	6	4	74	Jim Evans	New York Jets	WR
	7	5	47	Dick Week	Buffalo Bills	HB
1965	11	7	147	Louis James	Philadelphia Eagles	RB
1967	4	19	99	Chuck Hughes	Philadelphia Eagles	WR
	6	16	149	Bill Wilkerson	Buffalo Bills	DE
	11	12	275	Bill Brown	Washington Redskins	C
	17	24	443	David Lattin	Kansas City Chiefs	WR
1968	1	5	5	Fred Carr	Green Bay Packers	LB
	1	22	22	George Daney	Kansas City Chiefs	G
	2	-	33	Charlie West	Minnesota Vikings	DB
	2	-	46	Bob Wallace	Chicago Bears	WR
	3	17	67	Billy Stevens	Green Bay Packers	QB
	6	-	150	Thurman Randle	Philadelphia Eagles	-
	14	-	381	Steve Lewicke	Cincinnati Bengals	-
1969	2	10	36	Grady Cavness	Denver Broncos	DB
	2	17	43	Volley Murphy	Minnesota Vikings	WR
	2	20	46	Eugene Epps	Washington Redskins	DB
	6	4	134	Ron Jones	Green Bay Packers	TE
	11	12	272	Leon Harden	Green Bay Packers	DB
	12	3	289	Denver Samples	Atlanta Falcons	DT
1970	7	15	171	Jim Fabish	San Diego Chargers	DB
	7	26	182	Clyde Glosson	Kansas City Chiefs	WR
	9	6	214	Paul White	St. Louis Cardinals	RB
	11	4	264	Dennis Bramlett	Boston Patriots	T
	15	15	379	Eugene Childs	San Diego Chargers	RB
1971	7	24	180	Gene Mack	Minnesota Vikings	LB
	16	18	408	Dick Gibbs	New York Giants	TE
1972	5	11	115	Don Croft	Baltimore Colts	DT
	8	1	183	Paul Gibson	Buffalo Bills	WR
	10	4	238	Eric Washington	St. Louis Cardinals	DB
	11	22	282	Fred DeBernardi	Baltimore Colts	DE
	12	19	305	Bernard Chapman	Cleveland Browns	DB
	14	4	342	Jerome Kundich	Denver Broncos	G
	17	10	426	Bob Tackett	San Diego Chargers	T
1973	2	19	45	Gary Keithley	St. Louis Cardinals	QB
	8	19	201	Dave Atkins	San Francisco 49ers	RB
	13	15	327	Brooks West	Cincinnati Bengals	DT
1974	9	12	220	Harold Holton	Green Bay Packers	G
1980	6	9	147	Bubba Garcia	Kansas City Chiefs	WR
	11	26	303	John Singleton	San Diego Chargers	DE
1982	5	19	130	Del Thompson	Kansas City Chiefs	RB
	7	16	183	Joey Whitley	Green Bay Packers	DB
1983	6	13	153	Kevin Belcher	New York Giants	G
	7	16	184	Carlos Scott	St. Louis Cardinals	C
1985	4	7	91	Mike Smith	Miami Dolphins	DB
	8	2	198	Nikita Blair	Minnesota Vikings	LB
	9	7	231	Dave Toub	Philadelphia Eagles	C
1986	8	14	208	Seth Joyner	Philadelphia Eagles	LB
	9	17	238	Danny Taylor	Cleveland Browns	DB
	10	7	256	Don Sommer	Houston Oilers	T
1987	8	4	199	Joe MacEsler	San Diego Chargers	T
	8	21	216	Sammy Garza	Seattle Seahawks	QB
1989	4	1	85	Tony Tolbert	Dallas Cowboys	DE
	6	3	142	Chris Jacke	Green Bay Packers	K
1991	3	3	58	Reggie Barrett	Detroit Lions	WR
1992	8	28	224	Darryl Moore	Washington Redskins	G
1993	3	24	80	Ed Bunn	Washington Redskins	P
1994	6	33	194	Barron Wortham	Houston Oilers	LB
1998	7	2	191	David Terrell	Washington Redskins	CB
2000	5	3	132	Paul Smith	San Francisco 49ers	RB
	5	10	139	Brian Young	St. Louis Rams	DE
	6	28	194	Leif Larsen	Buffalo Bills	DT
2001	6	28	191	Menson Holloway	San Francisco 49ers	DT
2002	6	30	202	Lee Mays	Pittsburgh Steelers	WR
2004	4	35	131	Trey Darilek	Philadelphia Eagles	T
2005	7	5	219	Adrian Ward	Minnesota Vikings	DB
2006	2	6	38	Thomas Howard	Oakland Raiders	OLB
2007	3	36	99	Johnnie Lee Higgins, Jr.	Oakland Raiders	WR
	6	31	205	Jordan Palmer	Washington Redskins	QB
2008	3	36	99	Oniel Cousins	Baltimore Ravens	T
	4	18	117	Quintin Demps	Philadelphia Eagles	FS
	5	31	166	Marcus Thomas	Dallas Cowboys	RB
2016	5	36	182	Aaron Jones	Green Bay Packers	RB



RECORDS

INDIVIDUAL GAME BESTS

TOTAL OFFENSE

TOTAL YARDS

PLAYER	OPPONENT	YEAR	PLYS	YDS
1. Trevor Vittatoe	vs. Marshall	2009	40	517
2. Bill Craig	at Colorado State	1970	63	485
3. Billy Stevens	vs. North Texas	1965	39	483
4. Sammy Garza	vs. Northern Michigan	1986	54	474
5. Jordan Palmer	at UAB	2006	43	450
6. Jordan Palmer	at Memphis	2005	59	425
7. Brooks Dawson	vs. New Mexico State	1967	55	424
8. Sammy Garza	vs. Utah	1986	43	420
9. Jordan Palmer	vs. New Mexico State	2006	28	416
10. Trevor Vittatoe	vs. SMU	2008	37	412
11. Trevor Vittatoe	vs. UAB	2009	49	408
12. Ken Heineman	vs. Northern Arizona	1937	33	407
13. Sammy Garza	at New Mexico	1986	60	403
14. Trevor Vittatoe	at SMU	2009	45	390
15. Trevor Vittatoe	at Houston	2008	49	389
16. Jordan Palmer	vs. Houston	2005	53	387
17. Jordan Palmer	at Rice	2005	33	386
Jameill Showers	at Colorado State	2013	58	386
19. Howard Gasser	vs. Utah	1989	51	382
20. Brooks Dawson	at New Mexico	1967	25	381
21. Jordan Palmer	vs. Texas Tech	2006	53	377
22. Trevor Vittatoe	vs. East Carolina	2007	58	375
23. Pat Hegarty	at Utah	1987	42	370
24. Nick Lamaison	vs. Stony Brook	2011	42	369
25. Oscar Ramirez	vs. Colorado State	1977	40	365
Trevor Vittatoe	at Houston	2010	57	365
27. Rocky Perez	vs. Rice	2000	43	363
28. Bill Craig	vs. New Mexico State	1969	57	356
29. Billy Stevens	vs. Texas-Arlington	1966	25	354
30. John Rayborn	at Utah	1998	48	350
31. Shawn Gray	vs. Fresno State	1994	50	349
Jordan Palmer	vs. UAB	2005	62	349
33. Wesley Phillips	vs. San Jose State	2001	38	345
34. Howard Gasser	at Air Force	1989	57	344
35. John Rayborn	at Air Force	1995	41	343
Donald Buckram	at Tulane	2009	37	343
37. Brooks Dawson	vs. North Texas	1968	61	342
Howard Gasser	vs. Air Force	1990	53	342
Trevor Vittatoe	at Rice	2007	61	342
40. Brooks Dawson	vs. UC-Santa Barbara	1968	67	341
41. Jordan Palmer	vs. SMU	2004	28	340
42. Jordan Palmer	at Marshall	2006	59	337
43. Trevor Vittatoe	vs. Rice	2010	34	335
44. Howard Gasser	at BYU	1989	61	334
Jordan Palmer	at SMU	2005	53	334
46. Billy Stevens	vs. Arizona State	1965	53	333
Jay Stuckey	at Rice	1999	31	333
48. Omar Duarte	vs. SMU	2002	43	330
49. Jordan Palmer	vs. Tulsa	2005	39	327
50. Fred Wendt	vs. New Mexico State	1948	25	326
John Rayborn	vs. San Diego State	1995	49	326
52. Jordan Palmer	vs. Colorado	2004	48	325

SINGLE-GAME TOTAL PLAYS

PLAYER	OPPONENT	YEAR	PLYS
1. Brooks Dawson	vs. UC-Santa Barbara	1968	67
2. Owen Price	vs. Loyola-Marymount	1941	65
3. Billy Stevens	vs. West Texas State	1965	64
4. Bill Craig	at Colorado State	1970	63
5. Jordan Palmer	vs. UAB	2005	62
6. Brooks Dawson	vs. North Texas	1968	61
Howard Gasser	at BYU	1989	61
Trevor Vittatoe	at Rice	2007	61
9. Sammy Garza	at New Mexico	1986	60
10. Jordan Palmer	at Marshall	2005	59
Jordan Palmer	at Memphis	2005	59

ALL-PURPOSE YARDS

PLAYER	OPPONENT	YEAR	YDS
1. Chuck Hughes	vs. North Texas	1965	401
2. Chuck Hughes	vs. Arizona State	1965	360
3. Fred Wendt	vs. New Mexico State	1948	352
4. Donald Buckram	at Tulane	2009	343
5. Aaron Jones	vs. North Texas	2016	312
6. Donald Buckram	at SMU	2009	307
7. Howard Jackson	vs. Louisiana Tech	2003	297
8. Ken Heineman	vs. Northern Arizona	1937	296
9. Howard Jackson	vs. Rice	2002	295
10. Aaron Jones	vs. NM State	2016	292

RUSHING

YARDS PER CARRY

(minimum 10 attempts)

PLAYER	OPPONENT	YEAR	AVG
1. Fred Wendt	vs. Houston	1948	16.6
2. Aaron Jones	vs. Houston Baptist	2016	16.3
3. Fred Wendt	vs. New Mexico State	1948	13.0
4. Fred Wendt	vs. McMurry	1948	12.6
5. Aaron Jones	vs. North Texas	2016	12.5
6. Pug Gabrel	vs. West Texas State	1948	12.3
7. Fred Wendt	vs. BYU	1948	12.0
Willie Fuller	at New Mexico	1988	12.0
9. Aaron Jones	vs. New Mexico	2013	11.5
10. Aaron Jones	vs. North Texas	2014	11.1

RUSHING ATTEMPTS

PLAYER	OPPONENT	YEAR	ATT
1. Delbert Thompson	at New Mexico State	1980	38
Toraino Singleton	vs. Eastern Illinois	1994	38
Paul Smith	at Fresno State	1999	38
4. John Harvey	at Utah	1987	37
Toraino Singleton	at New Mexico	1994	37
Toraino Singleton	vs. Valdosta State	1995	37
Toraino Singleton	vs. New Mexico	1995	37
8. Mike Belew	vs. Utah	1974	36
Toraino Singleton	vs. New Mexico State	1994	36
Toraino Singleton	at Tulsa	1994	36

RUSHING TOUCHDOWNS

PLAYER	OPPONENT	YEAR	TD
1. Fred Wendt	vs. New Mexico State	1948	6
2. Fred Wendt	vs. BYU	1948	4
Jack Burris	vs. Hawaii	1952	4
John Harvey	vs. Weber State	1988	4
Howard Jackson	vs. Sacramento State	2002	4
Donald Buckram	vs. Houston	2009	4
Aaron Jones	vs. North Texas	2016	4
8. Owen Price	vs. New Mexico State	1940	3
Fred Wendt	vs. McMurry	1948	3
Pug Gabrel	vs. New Mexico State	1949	3
Pug Gabrel	at BYU	1949	3
Clovis Riley	vs. New Mexico State	1953	3
Jimmy Bevers	vs. New Mexico	1956	3
Bob Forrest	vs. Trinity (Texas)	1956	3
Charles Bradshaw	vs. New Mexico	1960	3
Kent Babb	vs. Trinity (Texas)	1960	3
Phil Hatch	vs. Wyoming	1970	3
James Berry	vs. Long Beach State	1971	3
John Harvey	at Colorado State	1985	3
John Harvey	vs. Utah	1986	3
John Harvey	vs. Hawaii	1987	3
John Harvey	vs. Lamar	1987	3
John Harvey	at Utah	1987	3
Willie Fuller	vs. Utah	1988	3
Toraino Singleton	at Tulsa	1994	3
Paul Smith	vs. New Mexico State	1999	3

INDIVIDUAL GAME BESTS

PLAYER	OPPONENT	YEAR	TD
Paul Smith	vs. SMU	1999	3
Sherman Austin	vs. Texas Southern	2001	3
Chris Porter	vs. Louisiana Tech	2001	3
Orlando Cruz	vs. Louisiana Tech	2003	3
Howard Jackson	at Tulsa	2004	3
Marcus Thomas	at SMU	2007	3
Marcus Thomas	vs. Tulsa	2007	3
Donald Buckram	at Tulane	2009	3
Donald Buckram	at Rice	2009	3
Joe Banyard	at Tulsa	2010	3
Aaron Jones	at New Mexico	2014	3
Josh Bell	vs. Old Dominion	2014	3
Nathan Jeffery	vs. North Texas	2014	3

100-YARD GAMES

YDS	PLAYER	OPPONENT	YEAR
326	Fred Wendt	vs. New Mexico State	1948
301	Aaron Jones	vs. North Texas	2016
262	Donald Buckram	vs. Houston	2009
249	Aaron Jones	vs. NM State	2016
241	Donald Buckram	at SMU	2009
240	Joe Banyard	vs. Houston	2011
237	Toraino Singleton	vs. Valdosta State	1995
237	Aaron Jones	at New Mexico	2014
234	Donald Buckram	at Tulane	2009
232	John Harvey	at Colorado State	1985
229	Aaron Jones	at Florida Atlantic	2016
228	Aaron Jones	vs. Houston Baptist	2016
217	Toraino Singleton	at New Mexico	1994
209	John Harvey	vs. New Mexico	1987
207	Ed Smith	at Arizona State	1946
207	Marcus Thomas	at SMU	2007
205	Fred Wendt	vs. New Mexico	1947
204	Fred Wendt	at New Mexico	1948
203	Elzie Johnson	vs. Tulsa	1996
202	Robert Elliott	vs. BYU	1977
202	John Harvey	at Utah	1987
201	Fred Wendt	vs. McMurry	1948
199	Toraino Singleton	vs. New Mexico	1995
188	Paul Smith	vs. San Jose State	1999
187	Paul Smith	vs. New Mexico State	1999
186	Aaron Jones	at Rice	2013
184	Paul Smith	at New Mexico State	1998
182	Vince Jordan	at Utah	1985
180	Owen Price	vs. New Mexico State	1940
180	Fred Wendt	vs. BYU	1948
178	Ed Smith	vs. Kansas State	1947
178	Pug Gabrel	vs. Hardin-Simmons	1948
178	Marcus Thomas	vs. Houston	2007
177	Nathan Jeffery	vs. Oklahoma	2012
177	Aaron Jones	vs. North Texas	2014
175	Howard Jackson	vs. Rice	2002
175	Nathan Jeffery	vs. UCF	2012
174	Lee Cargile	vs. West Virginia	1950
173	Ken Heineman	vs. Louisiana Tech	1939
173	Willie Fuller	vs. Utah	1988
171	Jimmy Hammond	vs. West Virginia	1950
171	Robert Elliott	at New Mexico	1975
170	Delbert Thompson	vs. UNLV	1981
170	Toraino Singleton	vs. Hawaii	1994
169	Nicky Combs	vs. Hawaii	1984
168	Mike Belew	vs. Utah	1974
168	Joseph Polk	vs. Hawaii	1998
168	Aaron Jones	vs. New Mexico State	2014
167	Vernon Frazier	vs. Colorado State	2011
166	Fred Wendt	vs. Houston	1948
166	Toraino Singleton	at Hawaii	1995
165	Donald Buckram	vs. Tulsa	2009
164	James Berry	at New Mexico State	1971

164	Robert Elliott	vs. Texas-Arlington	1976
164	Donald Buckram	vs. UAB	2009
163	Fred Wendt	at Hawaii	1948
162	Howard Jackson	vs. Weber State	2004
160	Clovis Riley	vs. North Texas	1953
160	Howard Jackson	vs. Sam Houston State	2003
158	Leroy Johnson	at BYU	1966
158	Howard Jackson	vs. New Mexico State	2004
157	Howard Jackson	vs. Sacramento State	2002
156	Joseph Polk	vs. San Jose State	1998
155	Ray Holt	at Hawaii	1976
155	Paul Smith	vs. Oregon	1998
155	Joe Banyard	at Tulsa	2010
153	Jesse Whittenton	vs. Arizona	1954
153	Don Willis	vs. Lamar	1973
153	Toraino Singleton	vs. Eastern Illinois	1994
152	Owen Price	at Arizona	1941
152	James Copeland	vs. Pacific	1979
152	John Harvey	vs. Lamar	1987
149	Tyler Ebell	vs. Houston	2005
148	Joseph Polk	vs. New Mexico State	1996
147	Donald Buckram	at Rice	2009
147	Aaron Jones	vs. Texas Tech	2014
147	Aaron Jones	vs. Middle Tennessee	2014
146	Ed Smith	vs. New Mexico State	1947
146	Fred Wendt	vs. Arizona State	1947
146	Toraino Singleton	at Tulsa	1994
145	John Harvey	vs. Hawaii	1987
144	Toraino Singleton	vs. Fresno State	1994
144	Howard Jackson	vs. San Jose State	2003
143	Toraino Singleton	vs. New Mexico State	1994
142	Scooter Menifee	vs. New Mexico	1989
142	Howard Jackson	vs. Louisiana Tech	2003
142	James Thomas II	vs. New Mexico State	2008
141	Shawn Gray	vs. Fresno State	1994
141	Paul Smith	vs. SMU	1999
140	Joe Banyard	vs. East Carolina	2011
140	Nathan Jeffery	at Middle Tennessee	2013
139	Kent Babb	vs. Trinity (Texas)	1960
139	Chris Porter	at Boise State	2001
139	Aaron Jones	at Texas Tech	2015
138	Jimmy Hammond	at Hawaii	1950
138	John Harvey	at SMU	1985
138	Paul Smith	vs. New Mexico	1999
138	Howard Jackson	vs. Hawaii	2004
137	Phil Hatch	vs. New Mexico	1970
137	John Harvey	vs. New Mexico	1985
137	Nathan Jeffery	at Houston	2012
136	Kaio Aumua	vs. New Mexico	1993
135	Ken Heineman	vs. Greeley State	1938
135	Pug Gabrel	at Arizona	1949
135	John Harvey	vs. Weber State	1988
134	Clovis Riley	vs. Hawaii	1952
134	Robert Elliott	vs. Arizona	1975
134	Robert Elliott	at Arizona State	1977
134	Kevin Ward	vs. Wyoming	1982
134	Nicky Combs	vs. New Mexico State	1985
134	Chris Porter	at Boise State	2000
134	Marcus Thomas	vs. Tulsa	2007
134	Nathan Jeffery	at East Carolina	2012
133	Gil Salcedo	vs. New Mexico State	1940
133	Robert Elliott	vs. New Mexico State	1977
133	James Copeland	vs. New Mexico State	1979
133	Howard Jackson	at Tulsa	2004
132	Don Amerson	vs. Texas-Arlington	1976
131	Al Barrett	at Arizona	1972
131	Robert Elliott	vs. San Diego State	1976
131	Toraino Singleton	at Air Force	1995
131	Sherman Austin	at Tulsa	2000
130	Pug Gabrel	at Texas Tech	1948

INDIVIDUAL GAME BESTS

YDS	PLAYER	OPPONENT	YEAR	YDS	PLAYER	OPPONENT	YEAR
130	James Rose	vs. Air Force	1984	111	Leroy Johnson	vs. UC-Santa Barbara	1967
130	Nathan Jeffery	vs. FIU	2013	111	Sherman Austin	vs. Boise State	2002
129	Sherman Austin	vs. Tulsa	2001	110	Pug Gabrel	vs. New Mexico State	1948
127	Tom Steele	at Texas Tech	1950	110	Tom Steele	vs. Arizona	1950
127	Aaron Jones	vs. New Mexico	2013	110	Dick Weeks	vs. Arizona	1964
127	Aaron Jones	vs. Southern Miss	2016	110	John Harvey	vs. New Mexico State	1987
126	Reeves Tevis	vs. Arizona	1954	109	Kevin Ward	vs. Weber State	1983
126	Phil Hatch	vs. Arizona State	1970	108	Pug Gabrel	at West Texas State	1949
126	Mike Belew	vs. Pacific	1974	108	Don Willis	vs. New Mexico State	1973
125	Pug Gabrel	vs. Arizona	1950	108	Elzie Johnson	at Tulsa	1997
125	Bob Forrest	at New Mexico	1955	108	Paul Smith	vs. Tulsa	1999
125	Kevin Ward	vs. New Mexico State	1983	108	Donald Buckram	vs. Buffalo	2009
125	John Harvey	at New Mexico State	1986	107	Jack Bursis	at New Mexico State	1952
125	John Harvey	vs. Mankato State	1988	107	Gene Childs	at New Mexico	1969
125	Joseph Polk	at Tulsa	1997	107	Delbert Thompson	vs. San Diego State	1980
124	Nicky Combs	at New Mexico State	1984	107	Tony George	at Colorado State	1984
124	Marcus Thomas	at Tulane	2007	107	John Harvey	vs. Utah	1986
124	TK Powell	vs. LA Tech	2015	107	Donald Buckram	vs. Tulane	2008
123	Pug Gabrel	vs. West Texas State	1948	106	Jim Bevers	at Arizona State	1956
123	Don Boyce	at Trinity (Texas)	1961	106	Charles Bradshaw	vs. Mexico	1959
123	Kevin Bogan	vs. New Mexico State	1990	106	Ray Holt	vs. Wyoming	1974
123	Aaron Jones	at Texas	2016	106	Delbert Thompson	at Colorado State	1980
122	Marcus Thomas	vs. UAB	2005	106	Paul Smith	vs. Oregon	1999
121	Jim Bevers	vs. New Mexico	1956	106	Lorne Sam	at SMU	2007
121	Charles Bradshaw	at Arizona	1957	106	Marcus Thomas	vs. Southern Miss	2007
121	John Harvey	at Hawaii	1988	105	John Connell	vs. New Mexico State	1951
121	Aaron Jones	vs. Louisiana Tech	2013	105	Oscar Ramirez	vs. Wyoming	1978
120	Reeves Tevis	vs. North Texas	1955	105	Rovann Cleveland	vs. SMU	2000
120	John Furman	vs. McMurry	1961	105	Marcus Thomas	vs. Texas Southern	2007
120	Willie Fuller	at New Mexico	1988	105	Terrell Jackson	at Louisiana-Lafayette	2008
119	Don Davis	vs. Xavier	1965	104	John Harvey	at New Mexico	1986
119	Howard Jac	kson vs. Tulsa	2003	104	Joseph Polk	vs. Utah	1996
118	Bob Forrest	vs. Trinity (Texas)	1956	104	Blaire Sullivan	vs. FIU	2013
118	Charles Bradshaw	vs. Trinity (Texas)	1960	103	Owen Price	vs. North Dakota	1940
118	Ernie Jackson	at Air Force	1983	103	Don Boyce	vs. Arizona State	1961
118	Chris Porter	at Nevada	2000	103	Ray Jackson	vs. Trinity (Texas)	1962
118	Howard Jackson	at Louisville	2003	103	Gene Childs	vs. New Mexico State	1969
118	Marcus Thomas	at SMU	2005	103	Phil Hatch	vs. Long Beach State	1971
117	Ken Heineman	vs. Sul Ross State	1937	103	Bobby McKinley	at BYU	1974
117	Marcus Thomas	vs. Tulsa	2005	103	Scooter Meniffee	vs. Lamar	1989
116	James Berry	vs. Long Beach State	1971	103	Scooter Meniffee	at New Mexico State	1989
116	Robert Elliott	at Wyoming	1977	103	Howard Jackson	vs. Nevada	2001
116	Joseph Polk	at San Diego State	1998	103	Marcus Thomas	vs. East Carolina	2007
115	Ed Smith	vs. New Mexico	1947	103	Aaron Jones	vs. Old Dominion	2014
115	Clovis Riley	at New Mexico State	1952	102	Delbert Thompson	vs. Utah	1980
115	Gene Childs	vs. Colorado State	1968	102	John Harvey	vs. BYU	1985
115	Al Barrett	at Utah	1972	102	Ivory Durio	vs. Wyoming	1993
115	Patrick Bailey	vs. New Mexico	1991	101	Ken Heineman	vs. Greeley State	1937
115	Joseph Polk	vs. New Mexico State	1997	101	Owen Price	vs. Arizona State	1940
115	Paul Smith	at Fresno State	1999	100	Owen Price	at New Mexico State	1941
114	Pug Gabrel	vs. Idaho	1950	100	Pug Gabrel	vs. New Mexico State	1949
114	Mike Belew	vs. San Diego State	1974	100	Jesse Whittenton	vs. Hardin-Simmons	1952
114	Ray Holt	vs. San Diego State	1978	100	Gene Childs	vs. North Texas	1968
114	John Harvey	at BYU	1986	100	Robert Elliott	at Wyoming	1975
114	Howard Jackson	at Louisiana Tech	2004	100	Kaio Aumua	vs. UNLV	1993
113	Rob Moore	vs. Colorado State	1981	100	Kaio Aumua	at Fresno State	1993
113	Toraino Singleton	at Arizona State	1995	100	Toraino Singleton	vs. Tulsa	1995
113	Donald Buckram	at New Mexico State	2009	100	Howard Jackson	at Hawaii	2003
113	Aaron Jones	at UTSA	2016				
112	Clovis Riley	vs. Southern Miss	1953				
112	Dick Weeks	vs. Colorado State	1965				
112	Robby Rogers	vs. Pacific	1970				
112	Tony George	vs. Air Force	1984				
112	Larry Sims	vs. New Mexico State	1990				
112	Paul Smith	vs. San Jose State	1997				
112	Matt Austin	at Kentucky	2002				
112	Matt Austin	at Hawaii	2003				
112	Marcus Thomas	vs. Texas Southern	2005				
111	Danny Fraser	vs. Hardin-Simmons	1948				

INDIVIDUAL GAME BESTS

PASSING

COMPLETIONS

PLAYER	OPPONENT	YEAR	CMP
1. Trevor Vittatoe	vs. East Carolina	2007	38
2. Sammy Garza	vs. Northern Michigan	1986	36
3. Jordan Palmer	vs. Texas Tech	2006	34
Jordan Palmer	at Marshall	2006	34
5. Jordan Palmer	vs. UAB	2005	33
6. Howard Gasser	vs. Air Force	1990	32
7. John Rayborn	at San Diego State	1998	31
8. Trevor Vittatoe	at Rice	2007	30
Trevor Vittatoe	at Houston	2010	30
10. Owen Price	vs. Loyola-Marymount	1941	29
Billy Stevens	vs. West Texas State	1965	29
Brooks Dawson	vs. UC-Santa Barbara	1968	29
Sammy Garza	at New Mexico	1986	29

ATTEMPTS

PLAYER	OPPONENT	YEAR	ATT
1. Brooks Dawson	vs. UC-Santa Barbara	1968	65
2. Bill Craig	at Colorado State	1970	59
3. Trevor Vittatoe	at Rice	2007	57
4. Billy Stevens	vs. West Texas State	1965	56
5. Owen Price	vs. Loyola-Marymount	1941	55
Trevor Vittatoe	vs. East Carolina	2007	55
7. Trevor Vittatoe	at Houston	2010	54
8. Billy Stevens	vs. Arizona State	1965	53
Jordan Palmer	at Memphis	2005	53
10. Brooks Dawson	vs. North Texas	1968	52
Bill Craig	vs. New Mexico State	1969	52
Jordan Palmer	vs. UAB	2005	52

COMPLETION PERCENTAGE

(minimum 10 completions)

PLAYER	CMP-ATT	OPPONENT	YEAR	PCT
1. Jay Stuckey	12-13	vs. SMU	1999	.923
2. Matt Hickl	11-13	at Northern Illinois	1996	.846
3. Ken Heineman	14-17	vs. Northern Arizona	1937	.824
4. Jameill Showers	13-16	vs. New Mexico State	2014	.813
5. Sammy Garza	12-15	at Utah	1985	.800
Jordan Palmer	24-30	at Rice	2005	.800
7. Orlando Cruz	15-19	at New Mexico State	2002	.789
Ryan Metz	15-19	at New Mexico State	2015	.789
9. Jay Stuckey	26-33	at Rice	1999	.788
10. Sammy Garza	25-32	vs. Colorado State	1986	.781

SINGLE-GAME PASSING TOUCHDOWNS

PLAYER	OPPONENT	YEAR	TD
1. Sammy Garza	vs. Northern Michigan	1986	7
2. Billy Stevens	vs. BYU	1967	6
Brooks Dawson	at New Mexico	1967	6
4. Bob Laraba	at Arizona	1957	5
Billy Stevens	at New Mexico	1965	5
Billy Stevens	vs. Texas-Arlington	1966	5
Howard Gasser	vs. Utah	1989	5
John Rayborn	at Air Force	1995	5
Jordan Palmer	at UAB	2006	5
Trevor Vittatoe	at Rice	2007	5
Trevor Vittatoe	at Louisiana-Lafayette	2008	5
Trevor Vittatoe	vs. Marshall	2009	5
Trevor Vittatoe	vs. New Mexico State	2010	5
Jameill Showers	at Colorado State	2013	5

200-YARD GAMES

YDS	PLAYER	OPPONENT	YEAR
517	Trevor Vittatoe	vs. Marshall	2009
507	Bill Craig	at Colorado State	1970
500	Billy Stevens	vs. North Texas	1965
458	Sammy Garza	vs. Northern Michigan	1986
455	Jordan Palmer	at UAB	2006

426	Brooks Dawson	vs. New Mexico State	1967
431	Jordan Palmer	at Memphis	2005
419	Trevor Vittatoe	vs. UAB	2009
414	Jordan Palmer	vs. New Mexico State	2006
410	Trevor Vittatoe	vs. SMU	2008
409	Trevor Vittatoe	vs. East Carolina	2007
407	Sammy Garza	at New Mexico	1986
402	Sammy Garza	vs. Utah	1986
401	Brooks Dawson	vs. North Texas	1968
396	Trevor Vittatoe	at SMU	2009
388	Howard Gasser	vs. Utah	1989
387	Jordan Palmer	at Rice	2005
386	Jordan Palmer	at Marshall	2006
384	Howard Gasser	at Air Force	1989
379	Jordan Palmer	vs. Houston	2005
376	Brooks Dawson	at New Mexico	1967
373	Trevor Vittatoe	at Rice	2007
365	Nick Lamaison	vs. Stony Brook	2011
365	Jameill Showers	at Colorado State	2013
364	Howard Gasser	vs. Air Force	1990
362	Trevor Vittatoe	at Houston	2008
360	Oscar Ramirez	vs. Colorado State	1977
360	Jordan Palmer	at SMU	2005
358	Wesley Phillips	vs. San Jose State	2001
355	Billy Stevens	vs. West Texas State	1965
351	Billy Stevens	vs. Texas-Arlington	1966
348	Bill Craig	vs. New Mexico State	1969
347	Omar Duarte	vs. SMU	2002
346	John Rayborn	at Utah	1998
342	Brooks Dawson	vs. UC-Santa Barbara	1968
340	Pat Hegarty	at Utah	1987
340	Jordan Palmer	vs. Tulsa	2005
340	Trevor Vittatoe	at Houston	2010
339	Jordan Palmer	vs. SMU	2004
338	Ken Heineman	vs. Northern Arizona	1937
337	Jordan Palmer	vs. UAB	2005
334	Jordan Palmer	vs. Texas Tech	2006
333	Bill Craig	at Utah	1970
328	Jordan Palmer	vs. Colorado	2004
327	Gary Keithley	vs. Lamar	1972
327	Trevor Vittatoe	vs. Rice	2010
326	Billy Stevens	vs. Arizona State	1965
323	Rocky Perez	at Nevada	2000
320	Rocky Perez	vs. Rice	2000
319	Billy Stevens	vs. Colorado State	1965
319	Trevor Vittatoe	vs. Tulsa	2007
319	Trevor Vittatoe	at Memphis	2009
317	Pat Hegarty	at Colorado State	1987
317	Jay Stuckey	at Rice	1999
317	Jordan Palmer	vs. Hawaii	2004
316	Gary Keithley	at BYU	1972
315	Jordan Palmer	vs. Rice	2006
313	Trevor Vittatoe	at East Carolina	2008
312	Jordan Palmer	at Tulsa	2004
309	Billy Stevens	vs. New Mexico State	1965
308	Trevor Vittatoe	at Tulane	2007
307	Brooks Dawson	at Arizona State	1968
307	Pat Hegarty	at Arizona State	1987
307	Jordan Palmer	vs. Memphis	2006
306	Trevor Vittatoe	at Tulsa	2008
304	Brooks Dawson	at BYU	1968
301	Howard Gasser	vs. Utah	1989
300	Billy Stevens	at North Texas	1966
300	Sammy Garza	at New Mexico State	1986
300	Nick Lamaison	vs. New Mexico State	2012
299	Howard Gasser	at San Diego State	1990
297	Billy Stevens	at New Mexico	1965

INDIVIDUAL GAME BESTS

YDS	PLAYER	OPPONENT	YEAR	YDS	PLAYER	OPPONENT	YEAR
296	Jay Stuckey	at TCU	1999	240	Bill Craig	vs. Utah	1969
296	Trevor Vittatoe	vs. Tulane	2008	240	Carson Meger	at USF	2011
295	Gary Keithley	vs. Pacific	1972	239	Billy Stevens	at Arizona State	1967
294	Trevor Vittatoe	at Louisiana-Lafayette	2008	238	Bob Stewart	vs. Long Beach State	1968
294	Nick Lamaison	at Rice	2011	237	Howard Gasser	vs. Tulsa	1989
293	Billy Stevens	vs. BYU	1967	237	Rocky Perez	vs. New Mexico State	2000
290	Gary Keithley	at Utah	1972	237	Orlando Cruz	vs. San Jose State	2003
290	Sammy Garza	vs. Air Force	1986	237	Jameill Showers	vs. Louisiana Tech	2013
290	Mike Perez	at Hawaii	1991	235	Pat Hegarty	vs. Colorado State	1988
288	John Rayborn	at Air Force	1995	235	Mike Perez	vs. BYU	1990
288	John Rayborn	vs. Colorado State	1998	235	Jordan Palmer	vs. Boise State	2004
287	Pat Hegarty	at Hawaii	1988	233	Bill Craig	at New Mexico	1969
287	Jordan Palmer	vs. Tulsa	2003	233	Rocky Perez	at Arizona	1999
285	Orlando Cruz	vs. Louisiana Tech	2003	233	Trevor Vittatoe	vs. Buffalo	2009
284	Owen Price	vs. Loyola-Marymount	1941	232	Jay Cleveland	vs. BYU	1983
284	Billy Stevens	at BYU	1966	232	Sammy Garza	at Tennessee	1986
281	John Rayborn	at San Diego State	1998	231	Mack Leftwich	vs. Rice	2015
280	Rocky Perez	at San Jose State	2000	230	Jordan Palmer	vs. Tulane	2006
278	Rocky Perez	at Rice	1997	229	Zack Greenlee	vs. NM State	2016
278	Jordan Palmer	at Tulane	2005	227	Sammy Garza	at Texas A&M	1984
277	Owen Price	at Loyola-Marymount	1941	227	Wesley Phillips	vs. Rice	2001
276	Pat Hegarty	at Tulsa	1988	226	Pat Hegarty	vs. Utah	1988
276	Trevor Vittatoe	vs. Houston	2009	226	Leonard Lilja	at San Jose State	1996
275	Gary Keithley	vs. Arizona State	1972	226	Trevor Vittatoe	at Tulane	2009
275	Ryan Metz	vs. Incarnate Word	2015	225	Leonard Lilja	vs. Rice	1996
273	Billy Stevens	vs. Xavier	1965	223	John Furman	at New Mexico State	1960
273	Howard Gasser	vs. Lamar	1989	223	Jordan Palmer	vs. Weber State	2004
272	Frank Duncan	vs. New Mexico State	1973	220	Bill Craig	at Trinity (Texas)	1970
272	John Rayborn	vs. San Diego State	1995	220	Sammy Garza	at New Mexico State	1984
271	Bob Stewart	vs. New Mexico State	1968	219	Billy Stevens	vs. New Mexico State	1966
271	Jordan Palmer	vs. SMU	2006	219	John Rayborn	at Fresno State	1995
271	Trevor Vittatoe	vs. Tulsa	2009	218	Tres Sullivan	at Wyoming	1989
271	Mack Leftwich	vs. Florida Atlantic	2015	218	Mike Perez	vs. Utah	1991
269	Jay Stuckey	at Fresno State	1999	218	Jordan Palmer	at San Jose State	2004
267	Trevor Vittatoe	vs. Texas	2008	218	Ryan Metz	at New Mexico State	2015
267	Nick Lamaison	vs. Houston	2011	217	Rocky Perez	at TCU	2000
266	Trevor Vittatoe	at Southern Miss	2008	217	Wesley Phillips	vs. Nevada	2001
265	Rocky Perez	vs. Hawaii	2000	216	Dick Shinaut	at West Texas State	1953
265	Trevor Vittatoe	vs. Rice	2008	216	Ryan Metz	vs. UTSA	2015
263	Trevor Vittatoe	vs. UCF	2008	215	Jay Stuckey	vs. San Jose State	1999
262	Sammy Garza	vs. New Mexico	1985	215	Jordan Palmer	vs. Marshall	2005
261	Billy Stevens	vs. Colorado State	1967	215	Ryan Metz	at LA Tech	2016
259	Jordan Palmer	at Louisiana Tech	2004	213	Dick Shinaut	vs. Sul Ross State	1952
259	Nick Lamaison	at Wisconsin	2012	213	Nick Lamaison	at Ole Miss	2012
257	Howard Gasser	vs. San Diego State	1989	213	Jordan Palmer	at San Diego State	2006
257	Rocky Perez	at SMU	1997	212	Rocky Perez	vs. Fresno State	2000
257	Carson Meger	at Tulsa	2012	211	Bob Laraba	at Arizona	1957
256	Billy Stevens	at Arizona State	1966	211	Wesley Phillips	vs. New Mexico	2001
256	Gary Keithley	vs. Arizona	1971	211	Jordan Palmer	at New Mexico	2006
256	Pat Hegarty	at San Diego State	1987	211	Ryan Metz	at UTSA	2016
255	Bill Craig	vs. Pacific	1970	210	Mike Perez	at New Mexico State	1991
253	Jordan Palmer	at Tulsa	2006	209	Billy Stevens	at Arizona	1965
253	Jameill Showers	at New Mexico State	2013	209	Jameill Showers	at Rice	2014
249	Billy Stevens	at Utah	1967	208	Billy Stevens	vs. TCU	1965
249	Wesley Phillips	vs. Tulsa	2001	208	Pat Hegarty	vs. Mankato State	1988
249	Nick Lamaison	vs. Rice	2012	208	Mike Perez	at Utah	1990
248	Omar Duarte	at Louisiana Tech	2002	208	Shawn Gray	vs. Fresno State	1994
248	Jordan Palmer	vs. Texas Southern	2005	206	John Furman	vs. Utah State	1960
247	Billy Stevens	at Wyoming	1965	206	Rocky Perez	vs. SMU	2000
247	Pat Hegarty	vs. Colorado State	1988	206	Jordan Palmer	at Houston	2006
245	Sammy Garza	at San Diego State	1985	205	Howard Gasser	vs. New Mexico	1989
244	Pat Hegarty	vs. San Diego State	1988	205	Shawn Gray	at Tulsa	1994
244	Trevor Vittatoe	at Rice	2009	204	Dick Shinaut	vs. North Texas	1952
242	Sammy Garza	vs. Colorado State	1986	204	Carson Meger	vs. Tulsa	2011
241	Oscar Ramirez	at New Mexico State	1978	203	Pat Hegarty	vs. Air Force	1988
241	Mike Perez	at BYU	1991	202	Ryan Metz	vs. Old Dominion	2016
				201	Jameill Showers	at Kansas State	2014

INDIVIDUAL GAME BESTS

RECEIVING

RECEPTIONS

PLAYER	OPPONENT	YEAR	REC
1. Chuck Hughes	vs. Arizona State	1965	17
2. Johnnie Lee Higgins Jr., vs. Texas Tech		2006	13
3. Chuck Hughes	vs. Colorado State	1965	12
Ed Puishes	at Trinity (Texas)	1970	12
Greg Taylor	vs. Lamar	1972	12
Harold Johnson	vs. San Diego State	1978	12
Ricki Lopez	vs. Air Force	1990	12
Jeff Moturi	vs. East Carolina	2007	12
9. Jimmy Walker	at Cincinnati	1951	11
Chuck Hughes	at BYU	1966	11
Ed Puishes	vs. New Mexico State	1969	11
Ed Puishes	at Trinity (Texas)	1970	11
Greg Taylor	at BYU	1972	11
Jimmy Carpenter	at San Diego State	1998	11

TOUCHDOWN RECEPTIONS

PLAYER	OPPONENT	YEAR	TD
1. Volley Murphy	vs. BYU	1967	4
2. John Connell	at Hawaii	1950	3
Jimmy Walker	at Cincinnati	1951	3
Ulysses Kendall	vs. Trinity (Texas)	1962	3
Chuck Hughes	vs. North Texas	1965	3
Chuck Hughes	at New Mexico	1965	3
Chuck Hughes	vs. Xavier	1965	3
Bob Wallace	vs. North Texas	1965	3
David Karns	at North Texas	1966	3
David Karns	vs. Texas-Arlington	1966	3
Volley Murphy	at New Mexico	1967	3
Reggie Barrett	vs. Utah	1989	3
Alvin Black	at Air Force	1995	3
Cedric Johnson	vs. Rice	1996	3
Lee Mays	vs. Rice	2000	3
Chris Francies	vs. Hawaii	2004	3
Johnnie Lee Higgins, Jr.	vs. Houston	2005	3
Johnnie Lee Higgins, Jr.	vs. NM State	2006	3
Johnnie Lee Higgins, Jr.	at UAB	2006	3
Jeff Moturi	vs. Rice	2008	3
Kris Adams	vs. SMU	2008	3
Kris Adams	at Houston	2008	3
Kris Adams	vs. Rice	2010	3
Kris Adams	vs. BYU	2010	3

100-YARD GAMES

YDS	PLAYER	OPPONENT	YEAR
349	Chuck Hughes	vs. North Texas	1965
254	Chuck Hughes	vs. Arizona State	1965
234	Volley Murphy	at New Mexico	1967
233	Bob Wallace	vs. New Mexico State	1967
223	Johnnie Lee Higgins, Jr.	vs. New Mexico State	2006
218	Jordan Leslie	at Tulsa	2012
200	Arnie Adkison	at Utah	1987
198	Ed Puishes	at Colorado State	1970
197	Greg Taylor	vs. Lamar	1972
187	Michael Edwards	at Rice	2011
184	Lee Mays	vs. San Jose State	2001
181	Johnnie Lee Higgins, Jr.	at UAB	2006
179	Jeff Moturi	vs. Marshall	2009
177	Reggie Barrett	at Hawaii	1988
176	Greg Taylor	at BYU	1972
175	Ed Puishes	vs. New Mexico State	1969
174	Jeff Moturi	vs. Tulsa	2007
172	Ed Puishes	at Utah	1970
170	Chuck Hughes	vs. Colorado State	1965
170	J.J. Rowlett	vs. BYU	1994
170	Chris Francies	vs. Tulsa	2005

168	Jordan Leslie	vs. Rice	2012
165	Reggie Barrett	vs. BYU	1990
164	Chuck Hughes	at New Mexico	1965
164	Bob Wallace	at Utah	1965
164	Lee Mays	at Oregon	1999
163	Reggie Barrett	at Air Force	1989
162	Gene Odell	at West Texas State	1953
162	Volley Murphy	at Arizona State	1968
162	Ed Puishes	vs. Pacific	1970
162	Johnnie Lee Higgins, Jr.	vs. Texas Tech	2006
161	Jeff Moturi	vs. UAB	2009
156	Lee Mays	at Nevada	2000
156	Johnnie Lee Higgins, Jr.	vs. Houston	2005
154	Ed Puishes	at Trinity (Texas)	1970
153	Bob Wallace	vs. North Texas	1965
153	Chuck Hughes	vs. New Mexico State	1965
153	Johnnie Lee Higgins, Jr.	at Tulsa	2006
153	Joe West	vs. Southern Miss	2007
153	Jeff Moturi	at SMU	2009
153	Kris Adams	vs. BYU	2010
151	Michael Edwards	at Wisconsin	2012
150	Lee Mays	vs. New Mexico State	2000
148	Lonnie Crittenden	vs. New Mexico State	1973
148	Jimmy Carpenter	vs. New Mexico	1997
148	Kris Adams	at Arkansas	2010
147	Bubba Garcia	vs. Colorado State	1977
147	Jordan Leslie	vs. New Mexico State	2012
146	Glenn Bishop	at Wyoming	1991
145	Reggie Barrett	vs. Air Force	1990
145	Kris Adams	vs. SMU	2008
143	David McMillan	vs. UC-Santa Barbara	1968
143	Lonnie Crittenden	at Utah	1972
143	Lee Mays	vs. SMU	2000
143	Tyler Batson	vs. Florida Atlantic	2015
141	Glenn Bishop	at Utah	1990
141	Kris Adams	at New Mexico	2010
140	Reggie Barrett	vs. San Diego State	1989
140	Jayson Boyd	vs. Colorado	2004
137	Keonta Golson	at Utah	1998
135	Chuck Hughes	at Wyoming	1965
134	Johnnie Lee Higgins, Jr.	at Memphis	2005
134	Kris Adams	vs. Rice	2010
133	Bob Wallace	vs. Texas-Arlington	1966
132	Steve Marusich	vs. Houston	1946
132	Ron Jones	vs. North Texas	1968
132	Bubba Garcia	at Colorado State	1978
132	Reggie Barrett	vs. New Mexico	1989
131	Jim Evans	vs. North Texas	1963
131	Billy Taylor	at Colorado State	1970
131	Jimmy Carpenter	at San Diego State	1998
130	Terrance Minor	vs. SMU	2002
130	Michael Edwards	at East Carolina	2012
130	Jordan Leslie	at Colorado State	2013
130	Ian Hamilton	at Rice	2014
129	Lonnie Crittenden	vs. Pacific	1972
129	Ansel Littlejohn	at Hawaii	1991
128	Kris Adams	vs. UCF	2008
127	Lee Mays	at Arizona	1999
127	Lorne Sam	vs. East Carolina	2007
127	Jeff Moturi	vs. Houston	2009
126	Chuck Anderson	vs. West Texas State	1965
126	Ed Puishes	at Wyoming	1969
126	Johnnie Lee Higgins, Jr.	vs. Louisiana Tech	2003
126	Chris Francies	at Rice	2005
126	Chris Francies	at SMU	2005
126	Jayson Boyd	at Memphis	2005
126	Kris Adams	at Tulsa	2008
124	Volley Murphy	at Arizona State	1967
123	Ed Puishes	vs. Arizona State	1969
122	Jayson Boyd	vs. SMU	2004
122	Johnnie Lee Higgins, Jr.	vs. Colorado	2004

INDIVIDUAL GAME BESTS

YDS	PLAYER	OPPONENT	YEAR
122	Johnnie Lee Higgins, Jr.	at Houston	2006
121	Chuck Hughes	at Arizona State	1966
121	Ed Puishes	vs. Utah	1969
121	Frank Jarzombek	vs. Air Force	1978
121	Michael Edwards	vs. Rice	2012
120	Eric Anderson	at Colorado State	1984
120	Chris Francies	at Memphis	2005
119	Mike Anderson	vs. Arizona	1971
119	Reggie Barrett	vs. Southern Miss	1988
119	Allan Ray	at SMU	1997
119	Johnnie Lee Higgins, Jr.	at Marshall	2006
119	Jordan Leslie	vs. Tulsa	2011
118	David Karns	vs. Texas-Arlington	1966
118	Harold Johnson	at BYU	1976
118	J.J. Rowlett	at New Mexico State	1993
118	Jeff Moturi	at Memphis	2009
117	Volley Murphy	vs. UC-Santa Barbara	1967
117	Reggie Barrett	vs. Utah	1989
117	Reggie Barrett	at San Diego State	1990
116	Jerry Jones	at Colorado State	1982
116	Jimmy Carpenter	vs. San Diego State	1995
116	Cedric Johnson	at San Jose State	1996
116	Chris Marrow	vs. Weber State	2004
116	Jeff Moturi	at UCF	2007
116	Kris Adams	at East Carolina	2008
115	John Howle	vs. New Mexico State	1955
115	Chuck Hughes	vs. TCU	1965
115	Chuck Hughes	vs. Texas-Arlington	1966
115	Volley Murphy	vs. BYU	1967
115	Jimmy Carpenter	at Tulsa	1997
115	Terrance Minor	at San Jose State	2002
114	Chuck Hughes	vs. Colorado State	1964
114	Greg Taylor	vs. Lamar	1972
114	Bubba Garcia	at Wyoming	1977
114	Eric Anderson	vs. New Mexico	1985
114	Reggie Barrett	vs. Wyoming	1990
114	Glenn Bishop	at BYU	1991
114	Kris Adams	at Houston	2010
114	Donavon Kemp	vs. Stony Brook	2011
114	Jordan Leslie	vs. Louisiana Tech	2013
113	Billy Taylor	vs. New Mexico State	1969
113	Jeff Moturi	vs. East Carolina	2007
112	Bob Wallace	at Arizona State	1966
112	Eric Anderson	at New Mexico State	1984
112	Bob Keseday	at New Mexico	1986
112	J.J. Rowlett	at Arizona	1993
112	Daniel Robinson	vs. Memphis	2006
112	Ian Hamilton	at Kansas State	2014
111	Chuck Hughes	vs. Xavier	1965
111	Paul White	vs. Colorado State	1967
111	Harold Johnson	at New Mexico	1977
111	Lee Mays	vs. Rice	2000
111	Kris Adams	at Houston	2008
110	Kevin May	vs. Wyoming	1982
110	Arnie Adkison	at Colorado State	1987
110	Brian Natkin	vs. Rice	2000
110	Marcus Thomas	at Tulane	2005
109	Jackie Meeks	at Arizona	1959
109	Reggie Matthews	at BYU	1968
109	Bubba Garcia	vs. Arizona	1977
109	Barry Parker	vs. Air Force	1986
109	Lee Mays	vs. Hawaii	2000
109	Jeff Moturi	vs. Rice	2008
109	Donald Buckram	at Tulane	2009
108	Bob Wallace	vs. Colorado State	1965
108	Harold Collins	vs. Northern Michigan	1986
108	Reggie Barrett	at Hawaii	1989
108	J.J. Rowlett	vs. BYU	1992
108	Ian Hamilton	at Rice	2013
107	Keonta Golson	vs. BYU	1997
107	Allan Ray	vs. Tulsa	1999
106	Chuck Hughes	vs. West Texas State	1965
106	David Karns	at BYU	1968
105	Bubba Garcia	vs. North Texas	1977
105	Pierce Hunter	vs. Rice	2010
104	Chuck Hughes	at Arizona	1965
104	Reggie Barrett	at Wyoming	1989
104	J.J. Rowlett	vs. Utah	1993
104	Lee Mays	vs. New Mexico State	1999
104	Lee Mays	at San Jose State	2000
104	Chris Francies	vs. Rice	2002
104	Johnnie Lee Higgins, Jr.	vs. Hawaii	2004
103	Bob Wallace	vs. New Mexico State	1966
103	Bob Wallace	vs. New Mexico State	1967
103	Jordan Leslie	at New Mexico State	2013
102	Volley Murphy	vs. New Mexico State	1968
102	Ed Puishes	at Colorado State	1969
102	Harold Johnson	vs. San Diego State	1978
102	J.J. Rowlett	at Utah	1994
102	Jordan Leslie	vs. Tulsa	2013
102	Eddie Sinegal	at LA Tech	2016
101	Jimmy Walker	at Cincinnati	1951
101	Jimmy Walker	at Hardin-Simmons	1951
101	Gene Odell	at Texas Tech	1952
101	Don Maynard	at Arizona	1957
101	Ralph Kennedy	vs. Arizona State	1961
101	Jeff Moturi	at New Mexico State	2007
101	Joe West	at Texas Tech	2007
100	Ed Puishes	at Arizona	1969
100	Alvin Black	at Tulsa	1994
100	Fred Rouse	at Rice	2007

SCORING

POINTS	PLAYER	OPPONENT	YEAR	PTS
1.	Fred Wendt	vs. New Mexico State	1948	42
2.	Volley Murphy	vs. BYU	1967	30
	John Harvey	vs. Weber State	1988	30
4.	Ed Smith	at Arizona State	1946	24
	Ray Holt	at Texas-Arlington	1974	24
	John Harvey	vs. Utah	1986	24
	John Harvey	vs. Weber State	1988	24
	Howard Jackson	vs. Sacramento State	2002	24
	Donald Buckram	vs. Houston	2009	24
	Donald Buckram	at Tulane	2009	24
	Aaron Jones	vs. North Texas	2016	24
12.	Ken Heineman	vs. Northern Arizona	1937	21
13.	Ken Heineman	at Arizona	1938	20
14.	Owen Price	vs. New Mexico State	1940	18
	Lee Cargile	at Hawaii	1950	18
	Jimmy Walker	at Cincinnati	1951	18
	Clovis Riley	vs. New Mexico State	1953	18
	Jimmy Bevers	vs. New Mexico	1956	18
	Charles Bradshaw	vs. New Mexico	1960	18
	Ulysses Kendall	vs. Trinity	1962	18
	Chuck Hughes	vs. North Texas	1965	18
	Chuck Hughes	at New Mexico	1965	18
	Chuck Hughes	vs. Xavier	1965	18
	Dave Karns	vs. New Mexico	1966	18
	Dave Karns	vs. Texas-Arlington	1966	18
	Volley Murphy	at New Mexico	1967	18
	James Berry	vs. Long Beach State	1971	18
	John Harvey	at Colorado State	1985	18
	John Harvey	vs. Hawaii	1987	18
	John Harvey	vs. Lamar	1987	18
	John Harvey	at Utah	1987	18
	John Harvey	vs. Utah	1988	18
	Reggie Barrett	vs. Utah	1989	18
	Toraino Singleton	at Tulsa	1994	18

INDIVIDUAL GAME BESTS

PLAYER	OPPONENT	YEAR	PTS
Alvin Black	at Air Force	1995	18
Toraino Singleton	at Arizona State	1995	18
Cedric Johnson	vs. Rice	1996	18
Paul Smith	vs. New Mexico State	1999	18
Paul Smith	vs. SMU	1999	18
Paul Smith	at Rice	1999	18
Lee Mays	vs. Rice	2000	18
Sherman Austin	vs. Texas Southern	2001	18
Chris Porter	vs. Louisiana Tech	2001	18
Orlando Cruz	vs. Louisiana Tech	2003	18
Chris Francies	vs. Hawaii	2004	18
Howard Jackson	at Tulsa	2004	18
Reagan Schneider	vs. Houston	2005	18
Johnnie Lee Higgins, Jr.	vs. Houston	2005	18
Johnnie Lee Higgins, Jr.	vs. New Mexico State	2006	18
Johnnie Lee Higgins, Jr.	at UAB	2006	18
Marcus Thomas	at SMU	2007	18
Marcus Thomas	vs. Tulsa	2007	18
Jose Martinez	vs. East Carolina	2007	18
Jeff Moturi	vs. Rice	2008	18
Kris Adams	vs. SMU	2008	18
Jose Martinez	vs. SMU	2008	18
Kris Adams	at Houston	2008	18
Donald Buckram	vs. UAB	2009	18
Donald Buckram	at Rice	2009	18
Kris Adams	vs. Rice	2010	18
Kris Adams	vs. BYU	2010	18
Aaron Jones	at New Mexico	2014	18
Josh Bell	vs. Old Dominion	2014	18
Nathan Jeffery	vs. North Texas	2014	18
Walter Dawn	at UTSA	2016	18
Aaron Jones	at UTSA	2016	18

FIELD GOALS

PLAYER	OPPONENT	YEAR	FG
1. Reagan Schneider	vs. Houston	2005	5
Jose Martinez	vs. East Carolina	2007	5
Jose Martinez	vs. SMU	2008	5
4. Scott Wedell	vs. Weber State	1983	4
Chris Jacke	vs. Colorado State	1988	4
Jason Gillespie	vs. Hawaii	1990	4
Jason Gillespie	at Colorado State	1990	4
Reagan Schneider	vs. Weber State	2004	4
9. Jeff White	vs. New Mexico State	1968	3
Jeff White	at Colorado State	1970	3
Bronko Belichesky	vs. Pacific	1973	3
Bronko Belichesky	at Arizona State	1974	3
Scott Wedell	vs. Texas A&M	1981	3
Hugo Castellanos	at Texas A&M	1984	3
Hugo Castellanos	at New Mexico State	1984	3
Hugo Castellanos	vs. BYU	1985	3
Hugo Castellanos	vs. New Mexico	1985	3
Hugo Castellanos	at San Diego State	1987	3
Chris Jacke	vs. Mankato State	1988	3
Chris Jacke	vs. San Diego State	1988	3
Chris Jacke	vs. Air Force	1988	3
Dominick Cefalone	vs. New Mexico	1989	3
Jason Gillespie	at Utah	1990	3
Marshall Young	vs. New Mexico	1993	3
Marshall Young	vs. Fresno State	1994	3
Jon Olsen	at Northern Illinois	1996	3
Ricky Bishop	at New Mexico	1998	3
Ricky Bishop	at Fresno State	1999	3
Ricky Bishop	vs. SMU	2000	3
Ricky Bishop	vs. Hawaii	2000	3
Ricky Bishop	at Boise State	2000	3
Keith Robinson	at Hawaii	2003	3
Reagan Schneider	at Louisiana Tech	2004	3
Reagan Schneider	vs. New Mexico State	2006	3

Jose Martinez	vs. UCF	2008	3
Jose Martinez	vs. Rice	2008	3
Dakota Warren	vs. Memphis	2010	3
Dakota Warren	at New Mexico State	2011	3
Dakota Warren	at Tulane	2011	3

EXTRA POINTS (PATs)

PLAYER	OPPONENT	YEAR	XP
1. Jerry Waddles	at New Mexico	1967	9
2. Reagan Schneider	vs. Sam Houston State	2003	8
3. Chris Jacke	vs. San Diego State	1988	7
Keith Robinson	vs. Texas Southern	2001	7
Reagan Schneider	vs. SMU	2004	7
Jose Martinez	vs. Texas Southern	2007	7
Jose Martinez	vs. UCF	2008	7
Logan Barrett	vs. Houston	2009	7
Jay Mattox	vs. North Texas	2016	7
10. Fred Wendt	vs. New Mexico State	1948	6
Chris Jacke	at New Mexico State	1988	6
Chris Jacke	at Hawaii	1988	6
Chris Jacke	vs. Weber State	1988	6
Ricky Bishop	vs. New Mexico State	1999	6
Ricky Bishop	vs. SMU	1999	6
Keith Robinson	vs. Sacramento State	2002	6
Reagan Schneider	vs. New Mexico State	2004	6
Reagan Schneider	vs. Hawaii	2004	6
Reagan Schneider	at Tulane	2005	6
Jose Martinez	at SMU	2007	6
Jose Martinez	vs. Tulsa	2007	6
Dakota Warren	vs. New Mexico State	2010	6
Dakota Warren	vs. Rice	2010	6
Dakota Warren	vs. Houston	2011	6
Jay Mattox	at New Mexico State	2013	6
Jay Mattox	vs. New Mexico State	2014	6
Jay Mattox	vs. Old Dominion	2014	6
Jay Mattox	at NM State	2015	6
Jay Mattox	vs. Houston Baptist	2016	6

INTERCEPTIONS

PLAYER	OPPONENT	YEAR	INT
1. Charlie West	at West Texas State	1966	4
2. Ken Heineman	vs. Arizona	1939	3
Mike Maros	vs. Wichita State	1939	3
Gerald Campbell	at New Mexico	1950	3
Ron Bostwick	vs. West Texas State	1965	3
Danny Taylor	vs. BYU	1985	3
Ken Sale	vs. San Diego State	1989	3

INTERCEPTION YARDAGE

PLAYER	OPPONENT	YEAR	YDS
1. Michael Hicks	at BYU	1996	112
2. Danny Taylor	vs. BYU	1985	104
3. Larry Durham	vs. New Mexico	1962	100
Quintin Demps	at New Mexico State	2007	100
Quintin Demps	at UCF	2007	100
6. Troy Reffett	vs. San Diego State	1988	97
7. Elroy Stoglin	at Utah	1977	91
8. Ken Heineman	vs. Arizona	1939	87
9. Otha West	at Hawaii	1991	85
10. Ron Bostwick	vs. West Texas State	1965	81

INDIVIDUAL GAME BESTS

PUNTING

PUNTS

PLAYER	OPPONENT	YEAR	PUNTS
1. Ken Heineman	at New Mexico State	1938	13
Lonnie Crittenden	vs. Wyoming	1972	13
Lonnie Crittenden	at New Mexico	1973	13
Jerry Walker	at BYU	1978	13
Hector Salazar	at New Mexico	1983	13
6. Owen Price	vs. Louisiana Tech	1941	12
Fred Wendt	vs. West Texas State	1946	12
Don Davis	vs. Wyoming	1966	12
Tom Galloway	vs. Mississippi	1967	12
Gary Keithley	vs. Arizona State	1972	12
Steve Folkner	vs. New Mexico	1980	12
Rick Padia	vs. BYU	1981	12

AVERAGE

PLAYER	OPPONENT	YEAR	AVG
1. Owen Price	vs. 260th Coast Artillery	1941	62.5
2. Ed Bunn	vs. BYU	1992	60.3
3. Owen Price	vs. Arizona State	1940	59.3
4. Ian Campbell	vs. Rice	2010	55.6
5. Gary Keithley	vs. Wyoming	1972	55.3
6. Fred Wendt	at West Texas State	1947	55.2
7. Hector Salazar	vs. San Diego State	1983	55.0
8. Ian Campbell	vs. Stony Brook	2011	54.8
9. Owen Price	at Hardin-Simmons	1941	54.7
Ian Campbell	vs. Colorado State	2011	54.7

PUNT RETURNS

RETURNS

PLAYER	OPPONENT	YEAR	RET
1. Ben Carnell	vs. Arizona State	1947	8
2. Luther Johnson	vs. New Mexico State	1987	7
Ansel Littlejohn	vs. New Mexico State	1990	7
Jahmal Fenner	vs. Sacramento State	2002	7
5. Javier Sanchez	at Utah	1998	6
Johnnie Lee Higgins, Jr.	at Memphis	2005	6
Jahmal Fenner	vs. Texas Southern	2001	6
Terry Juniel	vs. NM State	2016	6
9. Gerald Campbell	at Arizona	1949	5
Gerald Campbell	vs. West Virginia	1950	5
Gerald Campbell	at West State State	1951	5
Ed Smith	vs. New Mexico	1947	5
Charlie West	vs. Texas-Arlington	1966	5
Harold Johnson	at Pacific	1975	5
Ansel Littlejohn	vs. Northwestern State	1991	5
Javier Sanchez	vs. BYU	1997	5
Javier Sanchez	vs. TCU	1997	5
Jahmal Fenner	vs. Rice	2002	5
Josh Ferguson	vs. Texas Southern	2005	5
Damian Payne	vs. North Texas	2014	5
Terry Juniel	vs. Houston Baptist	2016	5

PUNT RETURN YARDAGE

PLAYER	OPPONENT	YEAR	YDS
1. Ben Carnell	vs. Arizona State	1947	129
2. Reggie Matthews	vs. San Jose State	1966	119
3. Charlie West	vs. Colorado State	1967	117
4. Ken Heineman	vs. Northern Arizona	1937	115
Jahmal Fenner	vs. Texas Southern	2001	115
6. Reggie Matthews	vs. UC-Santa Barbara	1967	113
7. Tom Steele	vs. New Mexico State	1948	105
8. Terry Juniel	vs. NM State	2016	104
9. Ed Smith	at Drake	1947	102
Bob Forrest	vs. Trinity	1956	102

KICKOFF RETURNS

RETURNS

PLAYER	OPPONENT	YEAR	RET
1. Ray Holt	vs. Wyoming	1978	7
Roy Ross	at San Diego State	1990	7
Johnnie Lee Higgins, Jr.	at Tulsa	2006	7
4. Ray Holt	vs. San Diego State	1974	6
Luther Johnson	at Kent	1985	6
Ricki Lopez	vs. Colorado State	1989	6
Cedric Johnson	at Colorado State	1995	6
Quintin Demps	vs. Tulsa	2007	6
Evan Davis	vs. Kansas	2009	6
Marlon McClure	at Houston	2010	6
Autrey Golden	at Houston	2012	6
Autrey Golden	at Louisiana Tech	2014	6
Autrey Golden	at Western Kentucky	2014	6
Autrey Golden	at Arkansas	2015	6
15. Chuck Hughes	vs. Colorado State	1964	5
Luther Johnson	at San Diego State	1987	5
Ricki Lopez	at Wyoming	1989	5
Ansel Littlejohn	at Colorado State	1990	5
Kenny Brown	at New Mexico	1990	5
Roy Ross	at Utah	1990	5
Cedric Johnson	at BYU	1993	5
Cedric Johnson	at Arizona State	1995	5
Cedric Johnson	at Air Force	1995	5
Cedric Johnson	at Fresno State	1995	5
Javier Sanchez	at Utah	1997	5
Keonta Golson	at New Mexico State	1998	5
Howard Jackson	vs. Fresno State	2003	5
Johnnie Lee Higgins, Jr.	vs. Tulsa	2005	5
Josh Ferguson	vs. New Mexico State	2006	5
Fred Rouse	at Texas Tech	2007	5
Josh Ferguson	at Southern Miss	2008	5
Evan Davis	at Texas	2009	5
Marlon McClure	vs. Houston	2009	5
Marlon McClure	vs. Tulane	2010	5
Marlon McClure	at Arkansas	2010	5
Vernon Frazier	at USF	2011	5
Nathan Jeffery	at Rice	2011	5
Autrey Golden	at Tulsa	2012	5
Autrey Golden	at Texas A&M	2013	5
Autrey Golden	at FIU	2015	5
Jaquan White	vs. Army	2016	5

RETURN YARDAGE

PLAYER	OPPONENT	YEAR	YDS
1. Luther Johnson	at Kent State	1985	233
2. Roy Ross	at San Diego State	1990	204
3. Autrey Golden	at Southern Miss	2012	191
4. Cedric Johnson	at New Mexico	1996	181
5. Ray Holt	vs. San Diego State	1974	177
Vernon Frazier	at USF	2011	177
7. Cedric Johnson	vs. Tulsa	1995	170
8. W.C. Page	vs. Colorado State	1973	169
9. Marlon McClure	at Houston	2010	165
10. Marlon McClure	at Arkansas	2010	163

INDIVIDUAL LEADERS

TOTAL OFFENSE

SEASON YARDS

	NAME	YEAR	PLYS	RUSH	PASS	TOTAL	AVG
1.	Jordan Palmer	2006	476	-86	3,595	3,509	7.37
2.	Jordan Palmer	2005	490	-50	3,503	3,453	7.05
3.	Trevor Vittatoe	2008	463	-31	3,274	3,243	7.00
4.	Trevor Vittatoe	2009	454	-83	3,308	3,225	7.10
5.	Sammy Garza	1986	503	-138	3,140	3,002	5.97
6.	Trevor Vittatoe	2007	449	-132	3,101	2,969	6.61
7.	Trevor Vittatoe	2010	462	98	2,756	2,854	6.18
8.	Jordan Palmer	2004	412	-17	2,818	2,801	6.80
9.	Rocky Perez	2000	412	82	2,661	2,743	6.66
10.	Billy Stevens	1965	490	-329	3,032	2,703	5.52

CAREER YARDS

	NAME	YEARS	PLYS	RUSH	PASS	TOTAL	AVG
1.	Trevor Vittatoe	2007-10	1,828	-148	12,439	12,291	6.72
2.	Jordan Palmer	2003-06	1,643	-43	11,084	11,041	6.72
3.	Sammy Garza	1983-86	1,078	-74	6,130	6,056	5.62
4.	Billy Stevens	1965-67	1,092	-789	6,485	5,696	5.22
5.	Rocky Perez	1997-00	925	286	5,108	5,394	5.83
6.	Ken Heineman	1937-40	831	2,001	2,873	4,874	5.87
7.	Shawn Gray	1991-94	900	1,219	3,603	4,822	5.36
8.	Pat Hegarty	1987-88	735	-71	4,593	4,522	6.15
9.	John Rayborn	1995, 97-98	836	300	4,194	4,494	5.38
10.	John Furman	1958-61	831	617	3,607	4,224	5.08

SEASON YARDS PER GAME

	NAME	YEAR	G	PLYS	YARDS	TDR	YD/PG
1.	Jordan Palmer	2006	12	476	3,509	27	292.4
2.	Jordan Palmer	2005	12	490	3,453	31	287.8
3.	Billy Stevens	1965	10	490	2,703	22	270.3
4.	Trevor Vittatoe	2008	12	463	3,243	34	270.2
5.	Trevor Vittatoe	2009	12	454	3,225	17	268.8
6.	Sammy Garza	1986	12	503	3,002	24	250.2
7.	Rocky Perez	2000	11	412	2,743	32	249.4
8.	Trevor Vittatoe	2007	12	449	2,969	25	247.4
9.	Jordan Palmer	2004	12	412	2,801	27	233.4
10.	Howard Gasser	1989	11	461	2,513	21	228.5

CAREER YARDS PER GAME

(Minimum 3,000 yards; Player must have concluded his career)

	NAME	YEARS	G	PLYS	YDS	TD	YD/PG
1.	Trevor Vittatoe	2007-10	49	1,828	12,291	98	250.8
2.	Jordan Palmer	2003-06	46	1,643	11,041	95	240.0
3.	Pat Hegarty	1987-88	22	735	4,522	34	205.6
4.	Howard Gasser	1989-90	17	628	3,476	26	204.5
5.	Billy Stevens	1965-67	28	1,092	5,696	56	203.4
6.	Nick Lamaison	2011-12	19	571	3,512	25	184.8
7.	Jameill Showers	2013-14	20	629	3,628	8	181.4
8.	Ken Heineman	1937-39	28	831	4,874	37	174.1
9.	Sammy Garza	1983-86	40	1,078	6,056	47	151.4
10.	Gary Keithley	1971-72	20	639	3,019	20	151.0

SEASON TOUCHDOWNS RESPONSIBLE FOR

	NAME	YEAR	TDR
1.	Trevor Vittatoe	2008	34
2.	Rocky Perez	2000	32
3.	Jordan Palmer	2005	31
4.	Jordan Palmer	2006	27
	Jordan Palmer	2004	27
6.	Trevor Vittatoe	2007	25
7.	Sammy Garza	1986	24
8.	Billy Stevens	1965	22
	Trevor Vittatoe	2010	22
10.	Aaron Jones	2016	21
	Donald Buckram	2009	21
	Howard Gasser	1989	21
	Billy Stevens	1966	21

CAREER TOUCHDOWNS RESPONSIBLE FOR

	NAME	YEAR	TDR
1.	Trevor Vittatoe	2007-10	98
2.	Jordan Palmer	2003-06	95
3.	Billy Stevens	1965-67	56
4.	Sammy Garza	1983-86	47
5.	Rocky Perez	1997-00	46
6.	John Harvey	1985-88	42
7.	Aaron Jones	2013-16	41
8.	John Rayborn	1995 97-98	40
9.	Brooks Dawson	1966-68	37
10.	Pat Hegarty	1987-88	34

SEASON PLAYS

	NAME	YEAR	G	PLYS
1.	Sammy Garza	1986	12	503
2.	Billy Stevens	1965	10	490
	Jordan Palmer	2005	12	490
4.	Jordan Palmer	2006	12	476
5.	Trevor Vittatoe	2008	12	463
6.	Trevor Vittatoe	2010	13	462
7.	Howard Gasser	1989	11	461
8.	Trevor Vittatoe	2009	12	454
9.	Trevor Vittatoe	2007	12	449
10.	Oscar Ramirez	1978	12	447

CAREER PLAYS

	NAME	YEAR	G	PLAYS
1.	Trevor Vittatoe	2007-10	49	1,828
2.	Jordan Palmer	2003-06	46	1,643
3.	Billy Stevens	1965-67	28	1,092
4.	Sammy Garza	1983-86	40	1,078
5.	Rocky Perez	1997-00	44	925
6.	Shawn Gray	1991-94	40	900
7.	Mike Perez	1990-93	36	843
8.	John Rayborn	1995, 97-98	30	836
9.	John Furman	1958-61	39	831
10.	Bill Craig	1969-71	30	736

YEARLY LEADER

YEAR	NAME	PLYS	RUSH	PASS	TOTAL
1946	Vic Clark	216	363	607	970
1947	Ed Smith	138	742	35	777
1948	Fred Wendt	193	1546	27	1,573
1949	Pug Gabrel	145	881	0	881
1950	Bill McWilliams	164	257	458	715
1951	Billy Bob Pumbley	160	5	780	785
1952	Dick Shinaut	291	7	1,520	1,527
1953	Dick Shinaut	121	91	720	811
1954	Jesse Whittenton	215	489	577	1,066
1955	Jesse Whittenton	185	56	780	836
1956	Bob Laraba	143	175	568	743
1957	Bob Laraba	125	106	497	603
1958	Charles Bradshaw	105	435	0	435
1959	John Furman	230	50	1,132	1,182
1960	John Furman	236	181	1,094	1,275
1961	John Furman	255	308	1,026	1,334
1962	Jerry Tucker	102	4	473	477
1963	Jerry Tucker	242	32	865	897
1964	Dick Weeks	133	539	0	539
1965	Billy Stevens	490	-329	3,032	2,703
1966	Billy Stevens	360	-349	2,088	1,739
1967	Billy Stevens	242	-111	1,365	1,254
1968	Brooks Dawson	319	-240	1,764	1,524
1969	Bill Craig	320	-1	1,560	1,559
1970	Bill Craig	376	-3	2,123	2,120
1971	Gary Keithley	310	-78	1,375	1,297
1972	Gary Keithley	329	-148	1,870	1,722
1973	Frank Duncan	337	-14	1,370	1,356

INDIVIDUAL LEADERS

1974	Bobby McKinley	326	260	1,512	1,772
1975	Bobby McKinley	290	321	673	994
1976	Robert Elliott	205	861	0	861
1977	Oscar Ramirez	282	-14	1,252	1,238
1978	Oscar Ramirez	447	336	1,460	1,796
1979	James Copeland	160	638	0	638
1980	Delbert Thompson	214	923	0	923
1981	Brad McEachern	197	-64	690	626
1982	Kevin Ward	363	608	1,141	1,749
1983	Jay Cleveland	199	-107	834	727
1984	Sammy Garza	178	36	899	935
1985	Sammy Garza	307	-48	1,654	1,606
1986	Sammy Garza	503	-138	3,140	3,002
1987	Pat Hegarty	351	-109	2,064	1,955
1988	Pat Hegarty	384	38	2,529	2,567
1989	Howard Gasser	461	-73	2,586	2,513
1990	Mike Perez	295	-15	1,220	1,205
1991	Mike Perez	351	14	1,913	1,927
1992	Shawn Gray	314	402	1,297	1,699
1993	Corey Tucker	265	238	889	1,127
1994	Shawn Gray	374	478	1,662	2,140
1995	John Rayborn	406	256	1,913	2,169
1996	Leonard Lilja	280	-6	1,193	1,187
1997	Rocky Perez	157	28	728	756
1998	John Rayborn	300	58	1,641	1,699
1999	Jay Stuckey	288	62	1,918	1,980
2000	Rocky Perez	412	82	2,661	2,743
2001	Wesley Phillips	306	-133	1,839	1,706
2002	Omar Duarte	215	-8	1,000	992
2003	Orlando Cruz	274	147	1,360	1,507
2004	Jordan Palmer	412	-17	2,818	2,801
2005	Jordan Palmer	490	-50	3,503	3,453
2006	Jordan Palmer	476	-86	3,595	3,509
2007	Trevor Vittatoe	449	-132	3,101	2,969
2008	Trevor Vittatoe	463	-31	3,274	3,243
2009	Trevor Vittatoe	454	-83	3,308	3,225
2010	Trevor Vittatoe	462	98	2,756	2,854
2011	Nick Lamaison	264	39	1,718	1,757
2012	Nick Lamaison	307	69	1,686	1,755
2013	Jameill Showers	250	195	1,263	1,458
2014	Jameill Showers	379	312	1,858	2,170
2015	Mack Leftwich	210	49	1,228	1,277
2016	Ryan Metz	237	41	1,375	1,416

ALL-PURPOSE YARDS

SEASON YARDS

NAME	YEAR	RUSH	RCV	INT	PR	KOR	YDS
1. Howard Jackson	2003	1,146	391	0	0	609	2,146
2. Donald Buckram	2009	1,594	453	0	0	0	2,047
3. Chuck Hughes	1965	0	1,519	0	120	405	2,044
4. Aaron Jones	2016	1,173	233	0	0	0	2,006
5. Johnnie Lee Higgins, Jr.	2006	-2	1,319	0	281	275	1,873
6. Fred Wendt	1948	1,546	6	33	31	239	1,855
7. Howard Jackson	2004	1,187	268	0	9	328	1,792
8. Aaron Jones	2014	1,321	293	0	0	0	1,614
9. Cedric Johnson	1995	6	479	0	8	1,039	1,532
10. Toraino Singleton	1995	1,358	160	0	0	0	1,518

CAREER YARDS

NAME	YEAR	RUSH	RCV	INT	PR	KOR	YDS
1. Howard Jackson	2001-04	3,466	726	0	14	1,947	6,153
2. Aaron Jones	2013-16	4,114	646	0	0	0	4,760
3. Johnnie Lee Higgins, Jr.	2003-06	43	3,218	0	451	1,033	4,745
4. John Harvey	1985-88	3,576	775	0	0	0	4,351
5. Ray Holt	1974-78	2,069	223	0	0	1,935	4,227
6. Cedric Johnson	1993-96	13	1,250	0	115	2,757	4,135
7. Chuck Hughes	1964-66	3	2,882	0	253	851	3,989
8. Autrey Golden	2012-15	444	554	0	0	2,981	3,979
9. Marcus Thomas	2004-07	2,615	957	0	0	88	3,660
10. Lee Mays	1998-01	79	2,908	0	2	576	3,565

SEASON YARDS PER GAME

NAME	YEAR	G	YDS	YPG
1. Chuck Hughes	1965	10	2,044	204.40
2. Fred Wendt	1948	10	1,855	185.50
3. Donald Buckram	2009	12	2,047	170.58
4. Aaron Jones	2016	12	2,006	167.20
5. Howard Jackson	2003	13	2,146	165.08
6. Johnnie Lee Higgins, Jr.	2006	12	1,873	156.08
7. Ed Smith	1947	9	1,390	154.44
8. Howard Jackson	2004	12	1,792	149.33
9. Marcus Thomas	2007	11	1,457	132.45
10. Aaron Jones	2014	12	1,614	134.50

CAREER YARDS PER GAME

(Minimum 2,000 yards; Player must have concluded his career)

NAME	YEAR	G	YDS	YPG
1. Howard Jackson	2001-04	45	6,153	136.73
2. Aaron Jones	2013-16	35	4,760	136.00
2. Chuck Hughes	1964-66	30	3,989	132.97
3. Toraino Singleton	1994-95	23	2,815	122.39
4. Ed Smith	1942, 46-47	27	2,997	111.00
5. John Harvey	1985-88	42	4,351	103.60
6. Johnnie Lee Higgins, Jr.	2003-06	49	4,745	96.84
7. Bob Wallace	1965-67	29	2,741	94.52
8. Cedric Johnson	1993-96	44	4,135	93.98
9. Delbert Thompson	1980-81	23	2,122	92.26

YEARLY LEADER

YEAR	NAME	G	YARDS	AVG
1940	Owen Price	9	967	107.44
1941	Owen Price	10	1,008	100.80
1942	Raymond Evans	9	818	90.89
1946	Ed Smith	9	862	95.78
1947	Ed Smith	9	1,390	154.44
1948	Fred Wendt	10	1,879	185.50
1949	Pug Gabrel	10	950	95.00
1950	Pug Gabrel	7	554	79.14
1951	Clovis Riley	10	692	69.20
1952	Clovis Riley	11	926	84.18
1953	Clovis Riley	9	738	82.00
1954	Reeves Tevis	10	742	74.20
1955	Don Maynard	10	712	71.20
1956	Bob Forrest	10	849	84.90
1957	Don Maynard	9	861	95.67
1958	Charles Bradshaw	9	639	71.00
1959	Kent Babb	10	863	86.30
1960	Charles Bradshaw	10	785	78.50
1961	Don Boyce	10	645	64.50
1962	Louis James	9	406	55.11
1963	Julius Glosson	10	515	51.50
1964	Chuck Hughes	10	1,198	119.80
1965	Chuck Hughes	10	2,044	204.40
1966	Bob Wallace	10	901	90.10
1967	Volley Murphy	9	876	97.33
1968	Volley Murphy	9	627	69.67
1969	Ed Puihes	10	899	89.90
1970	Phil Hatch	9	997	110.78
1971	Phil Hatch	11	736	66.91
1972	Greg Taylor	10	994	99.40
1973	Ken Petty	11	904	82.18
1974	Ray Holt	11	836	76.00
1975	Robert Elliott	11	915	83.18
1976	Ray Holt	12	1,138	94.83
1977	Robert Elliott	11	1,047	95.18
1978	Ray Holt	12	1,468	122.33
1979	Robert Copeland	11	686	62.36
1980	Delbert Thompson	12	1,276	106.33
1981	Delbert Thompson	11	846	76.91
1982	Jerry Jones	12	712	59.33
1983	Ernie Jackson	9	475	52.78

INDIVIDUAL LEADERS

YEAR	NAME	G	YARDS	AVG
1984	Kevin Ward	11	995	90.45
1985	John Harvey	9	789	87.67
1986	John Harvey	12	1,239	103.25
1987	John Harvey	11	1,420	129.09
1988	John Harvey	10	903	90.30
1989	Reggie Barrett	11	1,042	94.73
1990	Roy Ross	9	645	71.67
1991	Ansel Littlejohn	12	760	63.33
1992	David Miles	9	589	65.44
1993	Cedric Johnson	10	559	55.90
1994	Toraino Singleton	11	1,297	117.91
1995	Cedric Johnson	12	1,532	127.67
1996	Cedric Johnson	11	1,392	126.55
1997	Jimmy Carpenter	11	767	69.73
1998	Paul Smith	10	839	83.90
1999	Paul Smith	12	1,342	111.83
2000	Lee Mays	11	1,147	104.27
2001	Howard Jackson	8	809	101.13
2002	Howard Jackson	12	1,406	117.17
2003	Howard Jackson	13	2,146	165.08
2004	Howard Jackson	12	1,792	149.33
2005	Johnnie Lee Higgins, Jr.	12	1,468	122.33
2006	Johnnie Lee Higgins, Jr.	12	1,873	156.08
2007	Marcus Thomas	11	1,457	132.45
2008	Jeff Moturi	12	1,042	86.8
2009	Donald Buckram	12	2,047	170.6
2010	Marlon McClure	12	1,489	124.1
2011	Vernon Frazier	12	1,374	114.5
2012	Michael Edwards	11	1,099	99.9
2013	Autrey Golden	11	962	87.5
2014	Aaron Jones	12	1,614	134.5
2015	Autrey Golden	12	837	69.8
2016	Aaron Jones	12	2,006	167.2

RUSHING

SEASON YARDS

	NAME	YEAR	CARRIES	AVG.	TD	YDS
1.	Aaron Jones	2016	229	7.7	17	1,773
2.	Donald Buckram	2009	259	6.15	18	1,594
3.	Fred Wendt	1948	186	8.31	20	1,546
4.	Toraino Singleton	1995	268	5.07	8	1,358
5.	Aaron Jones	2014	242	5.46	11	1,321
6.	Toraino Singleton	1994	289	4.42	11	1,277
7.	Paul Smith	1999	272	4.63	12	1,258
8.	Howard Jackson	2004	239	4.97	10	1,187
9.	John Harvey	1987	235	4.98	16	1,170
10.	Marcus Thomas	2007	227	5.14	16	1,166

CAREER YARDS

	NAME	YEARS	CARRIES	AVG.	TD	YDS
1.	Aaron Jones	2013-16	658	6.25	33	4,114
2.	John Harvey	1985-88	678	5.27	42	3,576
3.	Howard Jackson	2001-04	667	5.20	25	3,466
4.	Robert Elliott	1974-77	616	4.60	9	2,834
5.	Toraino Singleton	1994-95	557	4.73	19	2,635
6.	Marcus Thomas	2004-07	569	4.60	26	2,615
7.	Paul Smith	1996-99	603	4.21	16	2,539
8.	Donald Buckram	2006-10	450	5.37	21	2,417
9.	Pug Gabrel	1947-50	360	6.45	27	2,321
10.	Fred Wendt	1942, 46-48	283	7.65	23	2,166

SEASON YARDS PER GAME

	NAME	YEAR	G	CARRIES	YDS	TD	YPG
1.	Fred Wendt	1948	10	186	1,546	20	154.6
2.	Aaron Jones	2016	12	229	1,773	17	147.8
3.	Donald Buckram	2009	12	259	1,594	18	132.8
4.	Toraino Singleton	1994	11	557	1,277	19	114.6
5.	Toraino Singleton	1995	12	268	1,358	8	113.2
6.	Aaron Jones	2014	12	242	1,321	11	110.1

7.	John Harvey	1987	11	235	1,170	16	106.4
8.	Marcus Thomas	2007	11	227	1,166	16	106.0
9.	Paul Smith	1999	12	272	1,258	12	104.8
10.	Howard Jackson	2004	12	239	1,187	10	98.9

CAREER YARDS PER GAME

(Minimum 1,250 yards; Player must have concluded his career)

	NAME	YEARS	G	CARRIES	YDS	TD	YPG
1.	Aaron Jones	2013-16	35	658	4,114	33	117.5
2.	Toraino Singleton	1994-95	23	557	2,635	19	114.6
3.	John Harvey	1985-88	42	678	3,576	42	85.1
4.	Fred Wendt	1942, 46-48	28	283	2,166	23	77.4
5.	Howard Jackson	2001-04	45	667	3,466	25	77.0
6.	Ken Heineman	1937-40	28	347	2,001	19	71.5
7.	Pug Gabrel	1947-50	34	360	2,321	27	68.3
8.	Phil Hatch	1970-71	20	277	1,329	12	66.5
9.	Delbert Thompson	1980-81	23	315	1,483	5	64.5
10.	Robert Elliott	1974-77	45	616	2,834	9	63.0

SEASON YARDS PER ATTEMPT

(Minimum 100 attempts)

	NAME	YEAR	CARRIES	YDS	YPA
1.	Fred Wendt	1948	186	1,546	8.31
2.	Aaron Jones	2016	229	1,773	7.74
3.	Pug Gabrel	1948	110	819	7.45
4.	Joe Banyard	2011	127	832	6.55
5.	Donald Buckram	2009	259	1,594	6.15
6.	Pug Gabrel	1949	145	881	6.08
7.	John Harvey	1988	131	751	5.73
8.	Joe Banyard	2010	109	623	5.72
9.	Lee Cargile	1950	101	573	5.67
10.	Howard Jackson	2003	208	1,146	5.51

CAREER YARDS PER ATTEMPT

(Minimum 150 attempts; Player must have concluded his career)

	NAME	YEARS	CARRIES	YDS	YPA
1.	Fred Wendt	1942, 46-48	283	2,166	7.65
2.	Ed Smith	1942, 46-47	242	1,602	6.62
3.	Pug Gabrel	1947-50	360	2,321	6.45
4.	Aaron Jones	2013-16	658	4,114	6.25
5.	Bob Forrest	1954-57	234	1,425	6.09
6.	Ivory Durio	1991-93	188	1,089	5.79
7.	Ken Heineman	1937-40	347	2,001	5.77
8.	Lee Cargile	1948-50	183	1,051	5.74
9.	Donald Buckram	2006-10	450	2,417	5.37
10.	David Atkins	1970-72	150	793	5.29

SEASON RUSHING TOUCHDOWNS

	NAME	YEAR	G	TD
1.	Fred Wendt	1948	10	20
2.	Donald Buckram	2009	12	18
3.	Aaron Jones	2016	12	17
4.	John Harvey	1987	11	16
	Marcus Thomas	2007	11	16
6.	Paul Smith	1999	12	12
7.	Owen Price	1941	10	11
	Pug Gabrel	1949	10	11
	John Harvey	1986	12	11
	Toraino Singleton	1994	11	11
	Aaron Jones	2014	12	11

CAREER RUSHING TOUCHDOWNS

	NAME	YEARS	G	TD
1.	John Harvey	1985-88	42	42
2.	Aaron Jones	2013-16	35	33
3.	Pug Gabrel	1947-50	34	27
4.	Marcus Thomas	2004-07	43	26
5.	Howard Jackson	2001-04	45	25
6.	Fred Wendt	1942, 46-48	28	23
7.	Owen Price	1938, 40-41	28	21
	Donald Buckram	2006-10	41	21

INDIVIDUAL LEADERS

	NAME	YEARS	G	TD
9.	Ken Heineman	1937-40	28	19
	Clovis Riley	1951-53	30	19
	Toraino Singleton	1994-95	23	19

SEASON ATTEMPTS

	NAME	YEAR	G	CARRIES
1.	Toraino Singleton	1994	11	289
2.	Paul Smith	1999	12	272
3.	Toraino Singleton	1995	12	268
4.	Donald Buckram	2009	12	259
5.	Aaron Jones	2014	12	242
6.	Howard Jackson	2004	12	239
7.	John Harvey	1987	11	234
8.	Aaron Jones	2016	12	229
9.	Marcus Thomas	2007	11	227
10.	Delbert Thompson	1980	12	213

CAREER ATTEMPTS

	NAME	YEARS	G	CARRIES
1.	John Harvey	1985-88	42	678
2.	Howard Jackson	2001-04	45	667
3.	Aaron Jones	2013-16	35	658
4.	Robert Elliott	1974-77	45	616
5.	Paul Smith	1996-99	44	603
6.	Marcus Thomas	2004-07	43	569
7.	Toraino Singleton	1994-95	23	557
8.	Ray Holt	1974-78	47	505
9.	Joseph Polk	1995-98	39	459
10.	Nathan Jeffery	2011-14	46	457

CAREER 100-YARD GAMES

	NAME	YEARS	100-YD GAMES
	Aaron Jones	2013-16	17
	John Harvey	1985-88	16
	Howard Jackson	2001-04	14
	Toraino Singleton	1994-95	12
	Marcus Thomas	2004-07	11
	Paul Smith	1996-99	10
	Pug Gabrel	1947-50	9
	Robert Elliott	1974-77	9
	Donald Buckram	2006-10	9
	Fred Wendt	1942,46-48	8
	Joseph Polk	1995-98	7
	Nathan Jeffery	2011-14	6
	Owen Price	1938-41	5
	Ken Heineman	1937-39	4
	Ed Smith	1942,46-47	4
	Clovis Riley	1951-53	4
	Delbert Thompson	1980-81	4
	Charles Bradshaw	1957-60	3
	Phil Hatch	1970-71	3
	Mike Belew	1974	3
	Ray Holt	1974-78	3
	Kevin Ward	1981-84	3
	Nicky Combs	1984-86	3
	Scooter Menifee	1988-89	3
	Kaio Aumua	1993-94	3
	Sherman Austin	1999-02	3
	Chris Porter	2000-01	3

Several players with two games
Several players with one game

YEARLY LEADER

YEAR	NAME	ATT	YDS	AVG
1937	Ken Heineman	128	827	6.46
1938	Ken Heineman	122	589	4.83
1939	Ken Heineman	97	585	6.02
1940	Owen Price	118	596	5.05
1941	Owen Price	139	475	3.42
1942	Raymond Evans	120	624	5.20
1946	Ed Smith	67	414	6.18
1947	Ed Smith	135	742	5.50
1948	Fred Wendt	186	1,546	8.31
1949	Pug Gabrel	145	881	6.08
1950	Lee Cargile	101	573	5.67
1951	Clovis Riley	97	481	4.96
1952	Clovis Riley	140	670	4.79
1953	Clovis Riley	86	548	6.37
1954	Reeves Tevis	134	656	4.90
1955	Rusty Rutledge	77	374	4.86
1956	Jimmy Bevers	98	606	6.18
1957	Bob Forrest	70	365	5.21
1958	Charles Bradshaw	105	435	4.14
1959	Charles Bradshaw	115	547	4.76
1960	Charles Bradshaw	131	585	4.47
1961	Don Boyce	158	611	3.87
1962	Larry Durham	65	218	3.35
1963	Larry Durham	72	289	4.01
1964	Dick Weeks	133	539	4.05
1965	Dick Weeks	95	403	4.24
1966	Leroy Johnson	110	467	4.25
1967	Larry McHenry	94	356	3.79
1968	Gene Childs	118	520	4.41
1969	Gene Childs	151	641	4.25
1970	Phil Hatch	151	785	5.20
1971	James Berry	154	550	3.57
1972	Al Barnett	119	585	4.92
1973	Don Willis	121	608	5.02
1974	Mike Belew	141	522	3.70
1975	Robert Elliott	189	896	4.74
1976	Robert Elliott	204	861	4.22
1977	Robert Elliott	200	1,011	5.06
1978	Ray Holt	166	671	4.04
1979	James Copeland	160	638	3.99
1980	Delbert Thompson	213	923	4.33
1981	Delbert Thompson	102	560	5.49
1982	Kevin Ward	187	813	4.35
1983	Kevin Ward	155	608	3.92
1984	Tony George	105	555	5.29
1985	John Harvey	147	777	5.29
1986	John Harvey	165	878	5.32
1987	John Harvey	235	1,170	4.98
1988	John Harvey	131	751	5.73
1989	Scooter Menifee	124	533	4.30
1990	Kevin Bogan	137	532	3.88
1991	Kenny Brown	77	454	5.90
1992	Shawn Gray	117	402	3.44
1993	Kaio Aumua	129	642	4.98
1994	Toraino Singleton	289	1,277	4.42
1995	Toraino Singleton	268	1,358	5.07
1996	Joseph Polk	154	569	3.69
1997	Elzie Johnson	127	526	4.14
1998	Joseph Polk	155	676	4.36
1999	Paul Smith	272	1,258	4.63
2000	Chris Porter	142	681	4.80
2001	Chris Porter	79	454	5.75
2002	Howard Jackson	173	844	4.88
2003	Howard Jackson	208	1,146	5.51
2004	Howard Jackson	239	1,187	4.97
2005	Marcus Thomas	149	791	5.33
2006	Marcus Thomas	156	513	3.29
2007	Marcus Thomas	227	1,166	5.14

INDIVIDUAL LEADERS

YEAR	NAME	ATT	YDS	AVG
2008	Terrell Jackson	107	451	4.21
2009	Donald Buckram	259	1,594	6.15
2010	Joe Banyard	109	623	5.72
2011	Joe Banyard	127	832	6.55
2012	Nathan Jeffery	184	897	4.89
2013	Aaron Jones	155	811	5.23
2014	Aaron Jones	242	1,321	5.46
2015	Jeremiah Laufasa	102	381	3.74
2016	Aaron Jones	229	1,773	7.74

PASSING

SEASON YARDS

	NAME	YEAR	G	ATT	CMP	INT	PCT	TD	YDS
1.	Jordan Palmer	2006	12	429	282	14	65.7	26	3,595
2.	Jordan Palmer	2005	12	434	258	19	59.4	29	3,503
3.	Trevor Vittatoe	2009	12	409	224	13	54.8	17	3,308
4.	Trevor Vittatoe	2008	12	418	246	9	58.9	33	3,274
5.	Sammy Garza	1986	12	410	258	19	62.9	21	3,140
6.	Trevor Vittatoe	2007	12	407	224	7	55.0	25	3,101
7.	Billy Stevens	1965	10	432	196	29	45.4	21	3,032
8.	Jordan Palmer	2004	12	366	213	18	58.2	26	2,818
9.	Trevor Vittatoe	2010	13	407	220	13	54.1	22	2,756
10.	Rocky Perez	2000	11	338	200	6	59.2	26	2,661

CAREER YARDS

	NAME	YEARS	G	ATT	CMP	INT	PCT	TD	YDS
1.	Trevor Vittatoe	2007-10	49	1,641	914	42	55.7	97	12,439
2.	Jordan Palmer	2003-06	46	1,427	851	64	59.6	88	11,084
3.	Billy Stevens	1965-67	28	943	426	65	45.2	51	6,485
4.	Sammy Garza	1983-86	40	817	483	47	59.1	35	6,130
5.	Rocky Perez	1997-00	44	716	400	18	55.9	33	5,108
6.	Pat Hegarty	1987-88	22	603	334	25	55.4	30	4,593
7.	John Rayborn	1995, 97-98	30	661	342	28	51.7	32	4,194
8.	Mike Perez	1990-93	36	638	315	21	49.4	20	4,144
9.	Bill Craig	1969-71	30	628	259	41	41.2	16	3,807
10.	Howard Gasser	1989-90	17	502	273	22	54.4	21	3,609

SEASON YARDS PER GAME

	NAME	YEAR	G	ATT	CMP	INT	PCT	YDS	TD	YPG
1.	Billy Stevens	1965	10	432	196	29	45.4	3,032	21	303.2
2.	Jordan Palmer	2006	12	429	282	14	65.7	3,595	26	299.6
3.	Jordan Palmer	2005	12	434	258	19	59.4	3,503	29	291.9
4.	Trevor Vittatoe	2009	12	409	224	13	54.8	3,308	17	275.7
5.	Trevor Vittatoe	2008	12	418	246	9	58.9	3,274	33	272.8
6.	Sammy Garza	1986	12	410	258	19	62.9	3,140	21	261.7
7.	Trevor Vittatoe	2007	12	407	224	7	55.0	3,101	25	258.4
8.	Rocky Perez	2000	11	338	200	6	59.2	2,661	26	241.9
9.	Howard Gasser	1989	11	359	189	19	52.6	2,586	16	235.1
10.	Jordan Palmer	2004	12	366	213	18	58.2	2,818	26	234.8

CAREER YARDS PER GAME

(Minimum 2,500 yards; Player must have concluded his career)

	NAME	YEARS	G	ATT	CMP	INT	PCT	YDS	TD	YPG
1.	Trevor Vittatoe	2007-10	49	1,641	914	42	55.7	12,439	97	253.9
2.	Jordan Palmer	2003-06	46	1,427	851	64	59.6	11,084	88	241.0
3.	Billy Stevens	1965-67	28	943	426	65	45.2	6,485	51	231.6
4.	Howard Gasser	1989-90	17	502	273	22	54.4	3,609	21	212.3
5.	Pat Hegarty	1987-88	22	603	334	25	55.4	4,593	30	208.8
6.	Nick Lamaison	2011-12	19	476	256	19	53.8	3,404	24	179.2
7.	Gary Keithley	1971-72	20	470	267	24	56.8	3,245	13	162.3
8.	Jameill Showers	2013-14	20	474	266	10	56.1	3,121	23	156.1
9.	Sammy Garza	1983-86	40	817	483	47	59.1	6,130	35	153.3
10.	John Rayborn	1995, 97-98	30	661	342	28	51.7	4,194	32	139.8

SEASON PASSING EFFICIENCY

(Minimum 15 attempts per game; 100 completions)

	NAME	YEAR	G	ATT	CMP	INT	PCT	YDS	TD	PTS
1.	Jordan Palmer	2006	12	429	282	14	65.7	3,595	26	149.60
2.	Rocky Perez	2000	11	338	200	6	59.2	2,661	26	147.14
3.	Jay Stuckey	1999	12	225	145	13	64.4	1,918	15	146.49
4.	Trevor Vittatoe	2008	12	418	246	9	58.9	3,274	33	146.39
5.	Ryan Metz	2016	11	201	130	4	64.7	1,375	14	141.14
6.	Jordan Palmer	2005	12	434	258	19	59.4	3,503	29	140.54
7.	Jordan Palmer	2004	12	366	213	18	58.2	2,818	26	136.48
8.	Trevor Vittatoe	2007	12	407	224	7	55.0	3,101	25	135.87
9.	Sammy Garza	1986	12	410	258	19	62.9	3,140	21	134.89
10.	Nick Lamaison	2011	9	224	130	10	58.0	1,718	12	131.21

CAREER PASSING EFFICIENCY

(Minimum 200 completions; Player must have concluded his career)

	Name	Years	G	ATT	CMP	INT	PCT	YDS	TD	PTS
1.	Jordan Palmer	2003-06	46	1,427	851	64	59.6	11,084	88	136.26
2.	Trevor Vittatoe	2007-10	49	1,641	914	42	55.7	12,439	97	133.76
3.	Pat Hegarty	1987-88	22	603	334	25	55.4	4,593	30	127.50
4.	Rocky Perez	1997-00	44	716	400	18	55.9	5,108	33	125.97
5.	Sammy Garza	1983-86	40	817	483	47	59.1	6,130	35	124.78
6.	Jameill Showers	2013-14	20	474	266	10	56.1	3,121	23	123.22
7.	Nick Lamaison	2011-12	19	476	256	19	53.8	3,404	24	122.51
8.	Howard Gasser	1989-90	17	502	273	22	54.4	3,609	21	119.81
9.	Brooks Dawson	1966-68	28	488	219	21	44.9	3,348	34	116.89
10.	Gary Keithley	1971-72	20	470	267	24	56.8	3,245	13	113.72

SEASON COMPLETION PERCENTAGE

(Minimum 15 attempts per game; 100 completions)

	NAME	YEAR	ATT	CMP	PCT
1.	Jordan Palmer	2006	429	282	65.7
2.	Ryan Metz	2016	201	130	64.7
3.	Jay Stuckey	1999	225	145	64.4
4.	Sammy Garza	1986	410	258	62.9
5.	Sammy Garza	1985	200	120	60.0
6.	Jordan Palmer	2005	434	258	59.4
7.	Rocky Perez	2000	338	200	59.2
8.	Trevor Vittatoe	2008	418	246	58.9
9.	Jordan Palmer	2004	366	213	58.2
10.	Nick Lamaison	2011	224	130	58.0

CAREER COMPLETION PERCENTAGE

(Minimum 200 completions; Player must have concluded his career)

	NAME	YEARS	ATT	CMP	PCT
1.	Jordan Palmer	2003-06	1,427	851	59.6
2.	Sammy Garza	1983-86	817	483	59.1
3.	Gary Keithley	1971-72	470	267	56.8
4.	Jameill Showers	2013-14	474	266	56.1
5.	Rocky Perez	1997-00	716	400	55.9
6.	Trevor Vittatoe	2007-10	1,641	914	55.7
7.	Pat Hegarty	1987-88	603	334	55.4
8.	Howard Gasser	1989-90	502	273	54.4
9.	Nick Lamaison	2011-12	476	256	53.8
10.	John Rayborn	1995, 97-98	661	342	51.7

SEASON TOUCHDOWN PASSES

	NAME	YEAR	G	TD
1.	Trevor Vittatoe	2008	12	33
2.	Jordan Palmer	2005	12	29
3.	Rocky Perez	2000	11	26
	Jordan Palmer	2004	12	26
	Jordan Palmer	2006	12	26
6.	Trevor Vittatoe	2007	12	25
7.	Trevor Vittatoe	2010	13	22
8.	Billy Stevens	1965	10	21
	Sammy Garza	1986	12	21
10.	Billy Stevens	1966	10	19

INDIVIDUAL LEADERS

CAREER TOUCHDOWN PASSES

NAME	YEARS	G	TD
1. Trevor Vittatoe	2007-10	49	97
2. Jordan Palmer	2003-06	34	88
3. Billy Stevens	1965-67	28	51
4. Sammy Garza	1983-86	40	35
5. Brooks Dawson	1966-68	28	34
6. Rocky Perez	1997-00	44	33
7. John Rayborn	1995, 97-98	30	32
8. Pat Hegarty	1987-88	22	30
9. John Furman	1958-61	39	24
Nick Lamaison	2011-12	19	24

SEASON COMPLETIONS

NAME	YEAR	G	CMP
1. Jordan Palmer	2006	12	282
2. Sammy Garza	1986	12	258
Jordan Palmer	2005	12	258
4. Trevor Vittatoe	2008	12	246
5. Trevor Vittatoe	2007	12	224
Trevor Vittatoe	2009	12	224
7. Trevor Vittatoe	2010	13	220
8. Jordan Palmer	2004	12	213
9. Rocky Perez	2000	11	200
10. Billy Stevens	1965	10	196

CAREER COMPLETIONS

NAME	YEARS	G	CMP
1. Trevor Vittatoe	2007-10	49	914
2. Jordan Palmer	2003-06	34	851
3. Sammy Garza	1983-86	40	483
4. Billy Stevens	1965-67	28	426
5. Rocky Perez	1997-00	44	400
6. John Rayborn	1995, 97-98	30	342
7. Pat Hegarty	1987-88	22	334
8. Mike Perez	1990-93	36	315
9. John Furman	1958-61	39	297
10. Howard Gasser	1989-90	17	273

SEASON ATTEMPTS

NAME	YEAR	G	ATT
1. Jordan Palmer	2005	12	434
2. Billy Stevens	1965	10	432
3. Jordan Palmer	2006	12	429
4. Trevor Vittatoe	2008	12	418
5. Sammy Garza	1986	12	410
6. Trevor Vittatoe	2009	12	409
7. Trevor Vittatoe	2007	12	407
Trevor Vittatoe	2010	13	407
9. Jordan Palmer	2004	12	366
10. Howard Gasser	1989	11	359

CAREER ATTEMPTS

NAME	YEARS	G	ATT
1. Trevor Vittatoe	2007-10	49	1,641
2. Jordan Palmer	2003-06	34	1,427
3. Billy Stevens	1965-67	28	943
4. Sammy Garza	1983-86	40	817
5. Rocky Perez	1997-00	44	716
6. John Rayborn	1995, 97-98	30	661
7. Mike Perez	1990-93	36	638
8. Bill Craig	1969-71	30	628
9. John Furman	1958-61	39	626
10. Pat Hegarty	1987-88	22	603

CAREER 300-YARD GAMES

NAME	YEARS	300-YARD GAMES
Jordan Palmer	2003-06	16
Trevor Vittatoe	2007-10	14
Billy Stevens	1965-67	7
Brooks Dawson	1966-68	6
Sammy Garza	1983-86	4
Howard Gasser	1989-90	4
Bill Craig	1969-71	3
Pat Hegarty	1987-88	3
Gary Keithley	1971-72	2
Rocky Perez	1997-00	2
Nick Lamaison	2011-12	2

Several players with one game

YEARLY LEADER

YEAR	NAME	ATT	CMP	INT	PCT	YDS	TD
1937	Ken Heineman	175	75	14	.429	1,282	6
1938	Ken Heineman	125	57	20	.456	787	8
1939	Ken Heineman	184	82	12	.446	804	4
1940	Gil Salcedo	66	27	5	.409	542	6
1941	Owen Price	208	94	19	.452	997	7
1942	Vic Clark	136	71	12	.522	846	6
1946	Vic Clark	107	61	8	.570	607	6
1947	Jim Bowden	93	53	7	.570	574	2
1948	Jim Bowden	38	26	3	.684	417	5
1949	Ralph Brewster	57	23	3	.404	419	4
1950	Bill McWilliams	67	30	6	.448	458	8
1951	Billy Bob Plumbley	122	65	15	.533	780	7
1952	Dick Shinaut	208	102	15	.490	1,520	13
1953	Dick Shinaut	92	53	6	.576	720	5
1954	Jesse Whittenton	111	45	8	.405	577	5
1955	Jesse Whittenton	113	50	8	.442	780	7
1956	Bob Laraba	75	26	7	.347	568	4
1957	Bob Laraba	52	27	3	.519	497	9
1958	John Furman	70	29	5	.414	355	1
1959	John Furman	184	89	10	.484	1,132	9
1960	John Furman	192	94	7	.490	1,094	4
1961	John Furman	180	85	10	.472	1,026	10
1962	Jerry Tucker	80	39	5	.488	473	5
1963	Jerry Tucker	181	70	15	.387	865	3
1964	Joe Harrison	57	20	5	.351	308	2
1965	Billy Stevens	432	196	29	.454	3,032	21
1966	Billy Stevens	305	140	17	.459	2,088	19
1967	Billy Stevens	206	90	19	.437	1,365	11
1968	Brooks Dawson	279	123	12	.441	1,764	14
1969	Bill Craig	285	111	23	.389	1,560	5
1970	Bill Craig	309	138	17	.447	2,123	10
1971	Gary Keithley	218	123	14	.564	1,375	6
1972	Gary Keithley	252	144	10	.571	1,870	7
1973	Frank Duncan	225	107	20	.476	1,370	7
1974	Bobby McKinley	195	95	12	.487	1,512	13
1975	Bobby McKinley	153	51	15	.333	673	3
1976	Steve Smith	125	46	15	.368	695	3
1977	Oscar Ramirez	202	83	17	.411	1,252	13
1978	Oscar Ramirez	278	118	23	.424	1,460	7
1979	Keith Castle	99	44	8	.444	475	0
1980	Keith Castle	90	42	7	.467	471	2
1981	Brad McEachern	124	71	6	.573	690	3
1982	Kevin Ward	208	94	10	.452	1,141	3
1983	Jay Cleveland	146	71	7	.486	834	1
1984	Sammy Garza	141	60	10	.468	899	4
1985	Sammy Garza	200	120	12	.600	1,654	6
1986	Sammy Garza	410	258	19	.629	3,140	21
1987	Pat Hegarty	273	153	16	.560	2,064	13
1988	Pat Hegarty	330	181	9	.548	2,529	17
1989	Howard Gasser	359	189	19	.526	2,586	16
1990	Mike Perez	211	100	9	.474	1,220	5
1991	Mike Perez	265	131	7	.494	1,913	10
1992	Shawn Gray	197	100	8	.508	1,297	2

INDIVIDUAL LEADERS

YEAR	NAME	ATT	CMP	INT	PCT	YDS	TD
1993	Corey Tucker	143	64	5	.448	889	4
1994	Shawn Gray	260	110	12	.423	1,662	9
1995	John Rayborn	295	156	13	.529	1,913	16
1996	Leonard Lilja	220	106	10	.482	1,193	9
1997	Rocky Perez	114	58	4	.509	728	2
1998	John Rayborn	258	139	6	.539	1,641	12
1999	Jay Stuckey	225	145	13	.644	1,918	15
2000	Rocky Perez	338	200	6	.592	2,661	26
2001	Wesley Phillips	257	143	11	.556	1,839	10
2002	Omar Duarte	161	79	4	.491	1,000	6
2003	Orlando Cruz	203	103	11	.507	1,360	6
2004	Jordan Palmer	366	213	18	.582	2,818	26
2005	Jordan Palmer	434	258	19	.594	3,503	29
2006	Jordan Palmer	429	282	14	.657	3,595	26
2007	Trevor Vittatoe	407	224	7	.550	3,101	25
2008	Trevor Vittatoe	418	246	9	.589	3,274	33
2009	Trevor Vittatoe	409	224	13	.548	3,308	17
2010	Trevor Vittatoe	407	220	13	.541	2,756	22
2011	Nick Lamaison	224	130	10	.580	1,718	12
2012	Nick Lamaison	252	126	9	.500	1,686	12
2013	Jameill Showers	188	107	4	.569	1,263	11
2014	Jameill Showers	286	159	6	.556	1,858	12
2015	Mack Leftwich	192	105	3	.547	1,228	9
2016	Ryan Metz	201	130	4	.647	1,375	14

RECEIVING

SEASON RECEPTIONS

NAME	YEAR	YDS	AVG	TD	REC
1. Johnnie Lee Higgins, Jr.	2006	1,319	16.1	13	82
2. Chuck Hughes	1965	1,519	19.0	12	80
3. Lee Mays	2000	1,098	15.7	15	70
4. Jeff Moturi	2007	891	13.7	13	65
5. Brian Natkin	2000	787	12.3	4	64
6. Lee Mays	1999	881	14.7	9	60
7. Brian Natkin	1999	648	11.0	4	59
8. Reggie Barrett	1989	1,042	18.0	10	58
9. Ed Puishes	1970	1,000	17.5	3	57
10. Ed Puishes	1969	899	16.4	4	55

CAREER RECEPTIONS

NAME	YEARS	YDS	AVG	TD	REC
1. Lee Mays	1998-01	2,908	14.5	28	200
2. Johnnie Lee Higgins, Jr.	2003-06	3,218	16.9	32	190
3. Brian Natkin	1997-00	1,934	11.2	11	172
4. Jeff Moturi	2006-09	2,527	14.9	26	170
5. Chuck Hughes	1964-66	2,882	17.8	19	162
6. Reggie Barrett	1987-90	2,558	16.7	19	153
7. Kris Adams	2007-10	2,657	18.5	30	144
8. Ed Puishes	1969-71	2,234	16.2	8	138
9. Chris Francies	2002-05	2,022	15.8	12	128
10. Jimmy Carpenter	1995-98	1,836	14.6	7	126

SEASON YARDAGE

NAME	YEAR	REC	AVG	TD	YDS
1. Chuck Hughes	1965	80	19.0	12	1,519
2. Johnnie Lee Higgins, Jr.	2006	82	16.1	13	1,319
3. Lee Mays	2000	70	15.7	15	1,098
4. Kris Adams	2010	47	22.8	14	1,070
5. Reggie Barrett	1989	58	18.0	10	1,042
6. Ed Puishes	1970	57	17.5	3	1,000
7. Jeff Moturi	2009	53	18.4	4	974
8. Jordan Leslie	2012	51	19.1	6	973
9. Kris Adams	2008	50	19.2	14	958
10. Ed Puishes	1969	55	16.4	4	899

CAREER YARDAGE

NAME	YEARS	REC	AVG	TD	YDS
1. Johnnie Lee Higgins, Jr.	2003-06	190	16.9	32	3,218
2. Lee Mays	1998-01	200	14.5	28	2,908
3. Chuck Hughes	1964-66	162	17.8	19	2,882
4. Kris Adams	2007-10	144	18.5	30	2,657
5. Reggie Barrett	1987-90	153	16.7	19	2,558
6. Jeff Moturi	2006-09	170	14.9	26	2,527
7. Ed Puishes	1969-71	138	16.2	8	2,234
8. Bob Wallace	1965-67	123	17.6	19	2,161
9. Chris Francies	2002-05	128	15.8	12	2,022
10. Jordan Leslie	2011-13	125	16.1	15	2,015

SEASON YARDS PER RECEPTION (Minimum 20 receptions)

NAME	YEAR	REC	YDS	TD	AVG
1. Kris Adams	2010	47	1,070	14	22.77
2. Volley Murphy	1967	40	876	12	21.90
3. Ian Hamilton	2014	27	579	2	21.44
4. Johnnie Lee Higgins, Jr.	2004	34	700	10	20.59
5. Eric Anderson	1985	24	484	1	20.17
6. Donavon Kemp	2011	23	456	1	19.83
7. Arnie Adkison	1987	31	597	3	19.26
8. Volley Murphy	1968	32	614	7	19.19
9. Kris Adams	2008	50	958	14	19.16
10. Jordan Leslie	2012	51	973	6	19.08

CAREER YARDS PER RECEPTION (Minimum 35 receptions; Player must have concluded his career)

NAME	YEARS	REC	YDS	TD	AVG
1. Ansel Littlejohn	1990-91	36	750	4	20.83
2. Volley Murphy	1967-68	72	1,490	19	20.69
3. Kris Adams	2007-10	144	2,657	30	18.45
4. Chuck Hughes	1965-66	162	2,882	19	17.79
5. Bob Wallace	1965-67	123	2,161	19	17.57
6. Harold Collins	1986-87	59	1,024	9	17.36
7. Ian Hamilton	2012-14	57	975	3	17.11
8. Frank Jarzombek	1977-80	52	889	8	17.10
9. Johnnie Lee Higgins, Jr.	2003-06	190	3,218	32	16.94
10. Reggie Barrett	1987-90	153	2,558	19	16.72

SEASON TOUCHDOWNS

NAME	YEAR	G	TD
1. Lee Mays	2000	11	15
2. Kris Adams	2008	12	14
Kris Adams	2010	13	14
4. Johnnie Lee Higgins, Jr.	2006	12	13
Jeff Moturi	2007	12	13
6. Chuck Hughes	1965	10	12
Volley Murphy	1967	9	12
8. Reggie Barrett	1989	11	10
Johnnie Lee Higgins, Jr.	2004	12	10
David Karns	1966	10	10

CAREER TOUCHDOWNS

NAME	YEARS	G	TD
1. Johnnie Lee Higgins, Jr.	2003-06	49	32
2. Kris Adams	2007-10	48	30
3. Lee Mays	1998-01	45	28
4. Jeff Moturi	2006-09	44	26
5. Chuck Hughes	1964-66	30	19
Bob Wallace	1965-67	29	19
Volley Murphy	1967-68	18	19
Reggie Barrett	1987-90	36	19
9. Jordan Leslie	2011-13	36	15
10. David Karns	1966-68	25	14
Cedric Johnson	1993-96	44	14

INDIVIDUAL LEADERS

CAREER 200-YARD GAMES

NAME	YEARS	200-YARD GAMES
Chuck Hughes	1964-66	2
Bob Wallace	1965-67	1
Volley Murphy	1967-68	1
Arnie Adkison	1985-88	1
Johnnie Lee Higgins, Jr.	2003-06	1
Jordan Leslie	2011-13	1

CAREER 100-YARD GAMES

NAME	YEARS	100-YARD GAMES
Chuck Hughes	1964-66	13
Reggie Barrett	1987-90	12
Johnnie Lee Higgins, Jr.	2003-06	11
Ed Puishes	1969-71	10
Lee Mays	1998-01	10
Jeff Moturi	2006-09	10
Kris Adams	2007-10	10
Bob Wallace	1965-67	8
Jordan Leslie	2011-13	8
Volley Murphy	1967-68	6
J.J. Rowlett	1991-94	6
Bubba Garcia	1976-79	5
Chris Francies	2002-05	5
Jimmy Carpenter	1995-98	4
Greg Taylor	1972	3
Lonnie Crittenden	1972-73	3
Harold Johnson	1975-78	3
Eric Anderson	1982-85	3
Glenn Bishop	1988-91	3
Jayson Boyd	2004-05	3
Michael Edwards	2011-12	3
Ian Hamilton	2012-14	3
Jimmy Walker	1949-51	2
Gene Odell	1952-53	2
David Karns	1966-68	2
Billy Taylor	1968-70	2
Arnie Adkison	1985-88	2
Keonta Golson	1997-98	2
Allan Ray	1997-00	2
Terrance Minor	1998-99, 01-02	2
Joe West	2003-07	2
Several players with one game		

YEARLY LEADER

YEAR	NAME	REC	YDS	TD
1937	Red Andrews	31	480	n/a
1938	Morris Raney	17	281	n/a
1939	Charles Dean	20	316	n/a
1940	Jack Telford	23	318	n/a
1941	Jack Telford	28	418	n/a
1942	Albert Salem	36	401	n/a
1946	Albert Salem	26	382	2
1947	Ed Smith	12	169	1
1948	Robert Grounds	11	183	2
1949	Robert Grounds	12	108	1
1950	Jimmy Walker	17	228	2
1951	Jimmy Walker	40	440	3
1952	John Birkhead	31	386	4
1953	Gene Odell	25	397	2
1954	John Howle	28	365	1
1955	Dick Forrest	18	339	2
1956	Dick Forrest	9	137	2
1957	Dick Forrest	11	138	1
1958	Lee Allan Jones	14	187	1
1959	Larry Meeks	24	263	1
1960	Del Williams	36	414	2
1961	Ralph Kennedy	18	349	2
1962	Jim Evans	21	242	0
1963	Jim Evans	36	480	2
1964	Chuck Hughes	34	616	2

1965	Chuck Hughes	80	1,519	12
1966	Chuck Hughes	48	747	5
1967	Volley Murphy	40	876	12
1968	David Karns	34	419	3
1969	Ed Puishes	55	899	4
1970	Ed Puishes	57	1,000	3
1971	Mike Anderson	33	410	1
1972	Greg Taylor	53	878	4
1973	Lonnie Crittenden	40	650	5
1974	Mike Walker	23	438	3
1975	Bill Avery	18	271	3
1976	Harold Johnson	16	314	1
1977	Bubba Garcia	53	826	9
1978	Bubba Garcia	40	451	2
1979	David Logston	18	190	1
1980	Delbert Thompson	22	172	0
1981	Delbert Thompson	27	272	1
1982	Jerry Jones	21	322	0
1983	Eric Anderson	24	285	1
1984	Eric Anderson	21	390	2
1985	Larry Linne	30	481	3
1986	Bob Keseday	47	620	2
1987	John Harvey	35	250	2
1988	Reggie Barrett	50	781	6
1989	Reggie Barrett	58	1,042	10
1990	Reggie Barrett	43	710	3
1991	Glenn Bishop	38	676	4
1992	J.J. Rowlett	33	442	1
1993	J.J. Rowlett	32	508	2
1994	J.J. Rowlett	35	664	3
1995	Alvin Black	39	349	5
1996	Cedric Johnson	52	634	7
1997	Jimmy Carpenter	47	767	3
1998	Jimmy Carpenter	52	691	1
1999	Lee Mays	60	881	9
2000	Lee Mays	70	1,098	15
2001	Lee Mays	53	733	1
2002	Terrance Minor	41	630	7
2003	Chris Marrow	34	467	3
2004	Jayson Boyd	42	560	5
2005	Johnnie Lee Higgins, Jr.	49	837	9
2006	Johnnie Lee Higgins, Jr.	82	1,319	13
2007	Jeff Moturi	65	891	13
2008	Kris Adams	50	958	14
2009	Jeff Moturi	53	974	4
2010	Kris Adams	47	1,070	14
2011	Michael Edwards	50	657	3
2012	Jordan Leslie	51	973	6
2013	Jordan Leslie	44	612	7
2014	Ian Hamilton	27	579	2
2015	Jaquan White	41	494	7
2016	Cole Freytag	36	520	5

SCORING

SEASON POINTS PER GAME

	NAME	YEAR	G	TD	XPT	FG	PTS	PPG
1.	Fred Wendt	1948	10	20	32	0	152	15.2
2.	Donald Buckram	2009	12	21	0	0	126	10.5
3.	Chris Jacke	1988	12	0	48	25	123	10.3
4.	Aaron Jones	2016	12	20	0	0	120	10.0
5.	John Harvey	1987	11	18	0	0	108	9.8
	Marcus Thomas	2007	11	18	0	0	108	9.8
7.	Jose Martinez	2008	12	0	45	20	105	8.8
8.	Lee Mays	2000	11	15	0	0	90	8.2
9.	Reagan Schneider	2004	12	0	52	15	97	8.1
10.	Volley Murphy	1967	9	12	0	0	72	8.0

INDIVIDUAL LEADERS

CAREER POINTS PER GAME

(Minimum 100 points; Player must have concluded his career)

NAME	YEARS	G	TD	XPT	FG	PTS	PPG
1. Jose Martinez	2007-08	24	0	89	37	200	8.33
2. John Harvey	1985-88	42	51	0	0	306	7.29
3. Fred Wendt	1942, 46-48	28	26	39	0	195	6.96
4. Aaron Jones	2013-16	35	40	0	0	240	6.86
5. Volley Murphy	1967-68	18	19	0	0	114	6.33
6. Reagan Schneider	2003-06	46	0	137	50	287	6.24
7. Dakota Warren	2010-12	26	0	75	25	150	5.77
8. Clovis Riley	1951-53	30	25	0	0	150	5.00
9. Pug Gabrel	1947-50	34	28	1	0	169	4.97
10. Toraino Singleton	1994-95	23	19	0	0	114	4.96

SEASON POINTS

(Overall)

NAME	YEAR	G	TD	XPT	FG	PTS
1. Fred Wendt	1948	10	20	32	0	152
2. Donald Buckram	2009	12	21	0	0	126
3. Chris Jacke	1988	12	0	48	25	123
4. Aaron Jones	2016	12	20	0	0	120
5. John Harvey	1987	11	18	0	0	108
Marcus Thomas	2007	11	18	0	0	108
7. Jose Martinez	2008	12	0	45	20	105
8. Reagan Schneider	2004	12	0	52	15	98
9. Reagan Schneider	2005	12	0	41	18	95
Jose Martinez	2007	12	0	44	17	95

CAREER POINTS

(Overall)

NAME	YEARS	G	TD	XPT	FG	PTS
1. John Harvey	1985-88	42	51	0	0	306
2. Reagan Schneider	2003-06	46	0	137	50	287
3. Jay Mattox	2013-16	49	0	137	40	257
4. Aaron Jones	2013-16	35	40	0	0	240
5. Ricky Bishop	1997-00	45	0	96	42	222
6. Johnnie Lee Higgins, Jr.	2003-06	49	35	0	0	210
7. Marshall Young	1992-95	46	0	97	35	202
8. Jose Martinez	2007-08	24	0	89	37	200
9. Fred Wendt	1942, 46-48	28	26	39	0	195
10. Marcus Thomas	2004-07	43	32	0	0	192

SEASON POINTS

(Non-Kickers)

NAME	YEAR	G	TD	XPT	FG	PTS
1. Fred Wendt	1948	10	20	32	0	152
2. Donald Buckram	2009	12	21	0	0	126
3. Aaron Jones	2016	12	20	0	0	120
4. John Harvey	1987	11	18	0	0	108
Marcus Thomas	2007	11	18	0	0	108
6. Lee Mays	2000	11	15	0	0	90
John Harvey	1986	12	15	0	0	90
Johnnie Lee Higgins, Jr.	2006	12	15	0	0	90
9. Kris Adams	2008	12	14	0	0	84
Kris Adams	2010	13	14	0	0	84
Aaron Jones	2014	12	14	0	0	84

CAREER POINTS

(Non-Kickers)

NAME	YEARS	G	TD	XPT	FG	PTS
1. John Harvey	1985-88	42	51	0	0	306
2. Aaron Jones	2013-16	35	40	0	0	240
3. Johnnie Lee Higgins, Jr.	2003-06	49	35	0	0	210
4. Fred Wendt	1942, 46-48	28	26	39	0	195
5. Marcus Thomas	2004-07	43	32	0	0	192
6. Howard Jackson	2001-04	45	31	0	0	186
7. Kris Adams	2007-10	48	30	0	0	180
8. Lee Mays	1998-01	45	28	1	0	170
9. Pug Gabrel	1947-50	34	28	1	0	169
10. Jeff Moturi	2006-09	44	26	0	0	156

YEARLY LEADER

YEAR	NAME	TD	XPT	2PT	FG	PTS
1946	Ed Smith	7	0	0	0	42
1947	Ed Smith	8	0	0	0	48
1948	Fred Wendt	20	32	0	0	152
1949	Pug Gabrel	11	0	0	0	66
1950	Tom Steel	8	0	0	0	48
1951	Clovis Riley	7	0	0	0	42
1952	Clovis Riley	11	0	0	0	66
1953	Clovis Riley	7	0	0	0	42
1954	Jesse Whittenton	6	25	0	0	61
1955	Jesse Whittenton	4	21	0	0	45
1956	Jim Bevers	9	0	0	0	54
1957	Don Maynard	8	11	0	0	59
1958	Bob Laraba	6	3	1	0	41
1959	Kent Babb	3	12	2	1	37
1960	Charles Bradshaw	7	0	0	0	42
1961	Don Boyce	6	6	0	0	42
1962	Ulysses Kendall	5	0	0	0	30
1963	Jerry Tucker	4	0	0	0	24
1964	Chuck Hughes	3	0	0	0	18
	Dick Weeks	3	0	0	0	18
1965	Chuck Hughes	13	0	0	0	78
1966	David Karns	10	0	0	0	60
1967	Volley Murphy	12	0	0	0	72
1968	Volley Murphy	7	0	0	0	42
1969	Jeff White	0	17	0	5	32
1970	Phil Hatch	9	0	0	0	54
1971	Gary Keithley	6	0	0	0	36
1972	Al Barrett	6	0	1	0	38
1973	Bronko Belichesky	0	12	0	10	42
1974	Bronko Belichesky	0	28	0	6	46
1975	Miguel Alvarez	0	8	0	11	41
1976	Miguel Alvarez	0	13	0	9	40
1977	Bubba Garcia	9	0	0	0	54
1978	Oscar Ramirez	5	0	0	0	30
1979	Steve Folkner	0	11	0	5	26
1980	Keith Castle	4	0	0	0	24
1981	Scott Wedell	0	15	0	7	36
1982	Scott Wedell	0	16	0	11	49
1983	Scott Wedell	0	13	0	15	58
1984	Hugo Castellanos	0	13	0	11	46
1985	Hugo Castellanos	0	12	0	11	45
1986	John Harvey	15	0	0	0	90
1987	John Harvey	18	0	0	0	108
1988	Chris Jacke	0	48	0	25	123
1989	Reggie Barrett	10	0	0	0	60
1990	Jason Gillespie	0	13	0	11	46
1991	Jason Gillespie	0	22	0	14	64
1992	Marshall Young	0	26	0	8	50
1993	Marshall Young	0	23	0	11	56
1994	Toraino Singleton	11	0	0	0	66
1995	Toraino Singleton	8	0	0	0	48
1996	Cedric Johnson	8	0	1	0	50
1997	Ola Kimrin	0	8	0	5	23
1998	Ricky Bishop	0	19	0	15	64
1999	Paul Smith	13	0	0	0	78
2000	Lee Mays	15	0	0	0	90
2001	Keith Robinson	0	27	0	6	45
2002	Keith Robinson	0	28	0	8	52
2003	Howard Jackson	8	0	0	0	48
2004	Reagan Schneider	0	52	0	15	97
2005	Reagan Schneider	0	41	0	18	95
2006	Johnnie Lee Higgins, Jr.	15	0	0	0	90
2007	Marcus Thomas	18	0	0	0	108
2008	Jose Martinez	0	45	0	20	105
2009	Donald Buckram	21	0	0	0	126
2010	Kris Adams	14	0	0	0	84
2011	Leilyon Myers	12	0	0	0	72
2012	Steven Valadez	0	25	0	10	55

INDIVIDUAL LEADERS

YEAR	NAME	TD	XPT	2PT	FG	PTS
2013	Jay Mattox	0	32	0	7	53
2014	Aaron Jones	14	0	0	0	84
2015	Jay Mattox	0	23	0	15	68
2016	Aaron Jones	20	0	0	0	120

KICKING

SEASON POINTS

	NAME	YEAR	PAT	PCT	FG	PCT	PTS
1.	Chris Jacke	1988	48-48	1.000	25-27	.926	123
2.	Jose Martinez	2008	45-46	.978	20-27	.741	105
3.	Reagan Schneider	2004	52-53	.981	15-20	.750	97
4.	Reagan Schneider	2005	41-41	1.000	18-23	.783	95
	Jose Martinez	2007	44-46	.957	17-20	.850	95
6.	Reagan Schneider	2006	34-37	.919	16-20	.800	82
	Jay Mattox	2014	43-44	.977	13-16	.813	82
8.	Ricky Bishop	2000	40-43	.930	13-18	.722	79
9.	Logan Barrett	2009	39-41	.951	13-18	.722	78
	Dakota Warren	2010	42-42	1.000	12-20	.600	78

CAREER POINTS

	NAME	YEARS	PAT	PCT	FG	PCT	PTS
1.	Reagan Schneider	2003-06	137-141	.972	50-67	.746	287
2.	Jay Mattox	2013-16	137-140	.979	40-57	.702	257
3.	Ricky Bishop	1997-00	96-103	.932	42-58	.724	222
4.	Marshall Young	1992-95	97-100	.970	35-51	.686	202
5.	Jose Martinez	2007-08	89-92	.967	37-47	.787	200
6.	Hugo Castellanos	1984-87	75-79	.949	38-51	.745	189
7.	Scott Wedell	1980-83	60-65	.923	35-56	.625	165
8.	Chris Jacke	1984-86, 88	66-69	.957	30-35	.857	156
9.	Dakota Warren	2010-12	75-77	.974	25-45	.556	150
10.	Keith Robinson	2001-03	81-83	.976	21-36	.5783	144

SEASON FIELD GOALS

	NAME	YEAR	G	FG
1.	Chris Jacke	1988	12	25
2.	Jose Martinez	2008	12	20
3.	Reagan Schneider	2005	12	18
4.	Jose Martinez	2007	12	17
5.	Reagan Schneider	2006	12	16
6.	Scott Wedell	1983	12	15
	Ricky Bishop	1998	11	15
	Reagan Schneider	2004	12	15
	Jay Mattox	2015	12	15
10.	Jason Gillespie	1991	12	14

CAREER FIELD GOALS

	NAME	YEARS	G	FG
1.	Reagan Schneider	2003-06	46	50
2.	Ricky Bishop	1997-00	45	42
3.	Jay Mattox	2013-16	49	40
4.	Hugo Castellanos	1984-87	43	38
5.	Jose Martinez	2007-08	24	37
6.	Scott Wedell	1980-83	47	35
	Marshall Young	1992-95	46	35
8.	Chris Jacke	1984-86, 88	35	30
9.	Miguel Alvarez	1975-77	34	28
10.	Jason Gillespie	1989-91	26	25
	Dakota Warren	2010-12	24	25

SEASON FIELD GOAL PERCENTAGE

(Minimum 10 attempts)

	NAME	YEAR	FG	FGA	PCT
1.	Chris Jacke	1988	25	27	.926
2.	Jose Martinez	2007	17	20	.850
3.	Marshall Young	1993	11	13	.846
4.	Jay Mattox	2014	13	16	.813
5.	Reagan Schneider	2006	16	20	.800
6.	Jay Mattox	2015	15	19	.789

7.	Hugo Castellanos	1984	11	14	.786
8.	Reagan Schneider	2005	18	23	.783
9.	Hugo Castellanos	1987	10	13	.769
10.	Scott Wedell	1983	15	20	.750
	Ricky Bishop	1998	15	20	.750
	Reagan Schneider	2004	15	20	.750

CAREER FIELD GOAL PERCENTAGE

(Minimum 20 attempts; Player must have concluded his career)

	NAME	YEARS	FG	FGA	PCT
1.	Chris Jacke	1984-86, 88	30	35	.857
2.	Jose Martinez	2007-08	37	47	.787
3.	Reagan Schneider	2003-06	50	67	.746
4.	Hugo Castellanos	1984-87	38	51	.745
5.	Ricky Bishop	1997-00	42	58	.724
6.	Jay Mattox	2013-16	40	57	.702
7.	Marshall Young	1992-95	35	51	.686
8.	Scott Wedell	1980-83	35	56	.625
9.	Jason Gillespie	1989-91	25	41	.610
10.	Keith Robinson	2001-03	21	36	.583

SEASON POINTS AFTER TOUCHDOWNS

	NAME	YEAR	G	PAT
1.	Reagan Schneider	2004	12	52
2.	Chris Jacke	1988	12	48
3.	Jose Martinez	2008	12	45
4.	Jose Martinez	2007	12	44
5.	Jay Mattox	2014	13	43
6.	Dakota Warren	2010	13	42
7.	Reagan Schneider	2005	12	41
8.	Ricky Bishop	2000	11	40
9.	Logan Barrett	2009	12	39
	Jay Mattox	2016	12	39

CAREER POINT AFTER TOUCHDOWNS

	NAME	YEARS	G	PAT
1.	Reagan Schneider	2003-06	46	137
	Jay Mattox	2013-16	49	137
3.	Marshall Young	1992-95	46	97
4.	Ricky Bishop	1997-00	45	96
5.	Jose Martinez	2007-08	24	89
6.	Keith Robinson	2001-03	34	81
7.	Hugo Castellanos	1984-87	43	75
	Dakota Warren	2010-12	26	75
9.	Chris Jacke	1984-86, 88	35	66
10.	Jerry Waddles	1980-83	29	61

SEASON POINT AFTER TOUCHDOWN PERCENTAGE

(Minimum 20 made)

	NAME	YEAR	PAT	PATA	PCT
1.	Chris Jacke	1988	48	48	1.000
	Dakota Warren	2010	42	42	1.000
	Reagan Schneider	2005	41	41	1.000
	Marshall Young	1995	29	29	1.000
	Keith Robinson	2002	28	28	1.000
	Marshall Young	1992	26	26	1.000
	Jay Mattox	2013	32	32	1.000
8.	Reagan Schneider	2004	52	53	.981
9.	Jose Martinez	2008	45	46	.978
10.	Jay Mattox	2014	43	44	.977

CAREER POINT AFTER TOUCHDOWN PERCENTAGE

(Minimum 40 made; Player must have concluded his career)

	NAME	YEARS	PAT	PATA	PCT
1.	Jay Mattox	2013-16	137	140	.979
2.	Keith Robinson	2001-03	81	83	.976
3.	Dakota Warren	2010-12	75	77	.974
4.	Reagan Schneider	2003-06	137	141	.972
5.	Marshall Young	1992-95	97	100	.970
6.	Jose Martinez	2007-08	89	92	.967

INDIVIDUAL LEADERS

	NAME	YEARS	PAT	PATA	PCT
7.	Chris Jacke	1984-86, 88	66	69	.957
8.	Hugo Castellanos	1984-87	75	79	.949
9.	Ricky Bishop	1997-00	96	103	.932
10.	Scott Wedell	1980-83	60	65	.923

YEARLY LEADER

YEAR	NAME	PAT	FG	LG	PTS
1946	Coleman Huffman	14-19	0	-	14
1947	Fred Wendt	7-10	0	-	*7
1948	Fred Wendt	32-45	0	-	*32
1949	Jim Davis	28-38	1	n/a	31
1950	Jim Davis	31-41	0	-	31
1951	Dick Shinaut	8-15	0	-	8
1952	Dick Shinaut	27-33	1	n/a	30
1953	Dick Shinaut	13-15	0	-	*13
1954	Jesse Whittenton	25-30	0	-	*25
1955	Jesse Whittenton	21-25	0	-	*21
1956	Berman Corbell	19-24	2-3	n/a	25
1957	Don Maynard	11-18	0	-	*11
1958	Bob Laraba	3-6	0	-	*3
1959	Kent Babb	12-14	1-1	26	*15
1960	John Furman	6-7	0-0	-	*6
1961	Don Boyce	6-11	0-0	-	*6
1962	Curtis Robertson	8-9	1-3	24	11
1963	Curtis Robertson	9-13	1-2	21	12
1964	Julius Glosson	2-6	0-0	-	2
1965	Joe Cook	37-40	5-12	34	58
1966	Jerry Waddles	18-23	6-8	39	36
1967	Jerry Waddles	30-38	9-18	46	57
1968	Jerry Waddles	13-18	2-6	27	19
	Jeff White	7-7	4-8	52	19
1969	Jeff White	17-19	5-16	39	32
1970	Jeff White	19-25	10-19	46	49
1971	Ray Brahm	14-15	4-13	36	26
1972	Jack West	9-11	0-3	-	*9
1973	Bronko Belinchesky	12-14	10-18	55	42
1974	Bronko Belinchesky	28-31	6-14	51	46
1975	Miguel Alvarez	8-8	11-21	47	41
1976	Miguel Alvarez	13-18	9-17	55	40
1977	Miguel Alvarez	16-19	8-16	43	40
1978	Steve Folkner	13-19	2-6	47	19
1979	Steve Folkner	11-13	5-12	51	26
1980	Scott Wedell	16-18	2-7	46	22
1981	Scott Wedell	15-17	7-11	58	36
1982	Scott Wedell	16-16	11-18	47	49
1983	Scott Wedell	13-14	15-20	52	58
1984	Hugo Castellanos	13-14	11-14	43	46
1985	Hugo Castellanos	12-12	11-15	50	45
1986	Hugo Castellanos	17-18	6-9	47	35
1987	Hugo Castellanos	33-35	10-13	55	63
1988	Chris Jacke	48-48	25-27	52	123
1989	Dominick Cefalone	17-19	9-16	47	44
1990	Jason Gillespie	13-13	11-16	50	46
1991	Jason Gillespie	22-23	14-25	53	64
1992	Marshall Young	26-26	8-9	47	47
1993	Marshall Young	23-24	11-13	47	56
1994	Marshall Young	19-21	10-18	53	49
1995	Marshall Young	29-29	6-11	45	47
1996	Jon Olsen	18-19	9-13	49	45
1997	Ola Kimrin	8-8	5-8	32	23
1998	Ricky Bishop	19-21	15-20	48	64
1999	Ricky Bishop	31-33	11-15	49	64
2000	Ricky Bishop	40-43	13-18	48	79
2001	Keith Robinson	27-28	6-10	39	45
2002	Keith Robinson	28-28	8-12	59	52
2003	Keith Robinson	26-27	7-14	48	47
2004	Reagan Schneider	52-53	15-20	52	97
2005	Reagan Schneider	41-41	18-23	49	95
2006	Reagan Schneider	34-37	16-20	56	82
2007	Jose Martinez	44-46	17-20	57	95
2008	Jose Martinez	45-46	20-27	64	105
2009	Logan Barrett	39-41	13-18	40	78
2010	Dakota Warren	42-42	12-20	57	78

2011	Dakota Warren	32-34	13-22	47	71
2012	Steven Valadez	25-27	10-15	45	55
2013	Jay Mattox	32-32	7-15	45	53
2014	Jay Mattox	43-44	13-16	47	82
2015	Jay Mattox	23-24	15-19	50	68
2016	Jay Mattox	39-40	5-7	48	54

* kicking points only

INTERCEPTIONS

SEASON INTERCEPTIONS

	NAME	YEAR	YDS	AVG	TD	NO.
1.	Charlie West	1966	105	9.55	1	11
2.	Ken Heineman	1939	133	16.63	n/a	8
	Owen Price	1941	124	15.50	n/a	8
4.	Ron Bostwick	1965	183	26.14	0	7
	Eddie Forkerway	1978	111	15.86	0	7
	Quintin Demps	2006	61	8.71	0	7
7.	Del Williams	1960	39	6.50	0	6
	Bernard Chapman	1971	71	11.83	0	6
9.	Gerald Campbell	1950	44	8.80	0	5
	Jimmy Bevers	1956	100	20.00	1	5
	Mike Reynolds	1970	72	14.40	0	5
	Danny Taylor	1985	111	22.20	1	5
	Terry Walker	1986	3	0.60	0	5
	Richie Wright	1988	146	29.20	2	5
	Ken Sale	1989	87	17.40	1	5
	D.J. Walker	2000	79	15.80	0	5
	Adrian Ward	2004	87	17.40	0	5
	Quintin Demps	2007	220	44.00	2	5
	Braxton Amy	2009	72	14.40	0	5

CAREER INTERCEPTIONS

	NAME	YEARS	YDS	AVG	TD	NO.
1.	Charlie West	1965-67	233	12.26	3	19
2.	Quintin Demps	2004-07	404	23.76	3	17
3.	D.J. Walker	1999-02	222	13.88	1	16
4.	Terry Walker	1985-88	124	8.86	0	14
5.	Owen Price	1938, 40-41	171	13.15	0	13
6.	Ken Heineman	1937-39	193	14.85	n/a	13
7.	Ron Bostwick	1962-65	211	16.23	0	13
8.	Grady Cavness	1966-68	181	16.45	2	11
9.	Gerald Campbell	1949-51	110	11.00	0	10
10.	Don Maynard	1955-57	142	14.20	1	10
	Eddie Forkerway	1977-79	111	11.10	0	10
	Braxton Amy	2006-10	124	12.40	0	10

SEASON YARDAGE

	NAME	YEAR	NO.	AVG	TD	YDS
1.	Quintin Demps	2007	5	44.00	2	220
2.	Ron Bostwick	1965	7	26.14	0	183
3.	Michael Hicks	1996	4	38.00	2	152
4.	Richie Wright	1988	5	29.20	2	146
5.	Travaun Nixon	2010	4	35.00	0	140
6.	Ken Heineman	1939	8	16.63	n/a	133
7.	Owen Price	1941	8	15.50	n/a	124
8.	Eddie Forkerway	1978	7	15.86	0	111
	Danny Taylor	1985	5	22.20	1	111
10.	Don Maynard	1957	3	35.67	1	107

CAREER YARDAGE

	NAME	YEARS	NO.	AVG	TD	YDS
1.	Quintin Demps	2004-07	17	23.76	3	404
2.	Richie Wright	1986-88	9	28.44	3	256
3.	Charlie West	1965-67	19	12.26	3	233
4.	D.J. Walker	1999-02	16	13.88	1	222
5.	Ron Bostwick	1962-65	13	16.23	0	211
6.	Michael Hicks	1996-97	6	34.67	2	208
7.	Ken Heineman	1937-39	13	14.85	n/a	193
8.	Grady Cavness	1966-68	11	16.45	2	181
9.	Owen Price	1938, 40-41	13	13.15	0	171
10.	Jesse Whittenton	1952-55	9	17.89	1	161

INDIVIDUAL LEADERS

SEASON TOUCHDOWNS

	NAME	YEAR	NO.	YDS	AVG	TD
1.	Richie Wright	1988	5	146	29.20	2
	Otha West	1991	2	95	47.50	2
	Michael Hicks	1996	4	152	38.00	2
	Quintin Demps	2007	5	220	44.00	2

Several players tied with one

CAREER TOUCHDOWNS

	NAME	YEARS	NO.	YDS	AVG	TD
1.	Charlie West	1965-67	19	233	12.26	3
	Richie Wright	1986-88	9	256	28.44	3
	Quintin Demps	2004-07	17	404	23.76	3
4.	Michael Hicks	1996-97	6	208	34.67	2
	Grady Cavness	1966-68	11	181	16.45	2
	Otha West	1990-91	3	101	33.67	2
	Joe Fleskoski	2003-06	4	135	33.75	2

Several players tied with one

DEFENSIVE

SEASON TOTAL TACKLES

	NAME	YEAR	SOLO	ASSISTS	TOTAL
1.	Tony Perea	1971	77	115	192
2.	Hal Barnett	1975	107	78	185
3.	Don Croft	1971	44	112	156
4.	Micheal Comer	1995	98	54	152
5.	Barron Wortham	1993	118	33	151
6.	Ken Sale	1989	93	57	150
7.	Seth Joyner	1985	89	60	149
8.	Fred Carr	1967	n/a	n/a	148
9.	Fred Williams	1986	93	55	148
10.	Barron Wortham	1991	94	54	148

CAREER TOTAL TACKLES

	NAME	YEARS	SOLO	ASSISTS	TOTAL
1.	Barron Wortham	1990-93	412	143	566
2.	Doug Morgan	1986-89	321	202	523
3.	Tony Perea	1970-72	178	281	459
4.	Raymond Morris	1980-83	223	235	458
5.	Robert Rodriguez	2001-04	262	181	443
6.	Micheal Comer	1993-96	276	161	437
7.	Fred Carr	1965-67	228	182	410
8.	Hal Barnett	1974-76	247	160	407
9.	Pete Shufelt	1989-93	236	149	385
10.	Fred Williams	1983-86	198	177	375

SEASON SOLO TACKLES

	NAME	YEAR	SOLO
1.	Barron Wortham	1993	118
2.	Barron Wortham	1992	108
3.	Hal Barnett	1975	107
4.	Michael Comer	1995	98
5.	Barron Wortham	1991	94
	Dale Kirry	1998	94
7.	Ken Sale	1989	93
	Fred Williams	1986	93
	D.J. Walker	2002	93
10.	Barron Wortham	1990	92
	Halakilangi Muagututia	1997	92

CAREER SOLO TACKLES

	NAME	YEARS	SOLO
1.	Barron Wortham	1990-93	412
2.	Doug Morgan	1986-89	321
3.	Micheal Comer	1993-96	276
4.	Robert Rodriguez	2001-04	262
5.	Hal Barnett	1974-76	247
6.	Pete Shufelt	1989-93	236
7.	Fred Carr	1965-67	228
	D.J. Walker	1999-02	228

9.	Raymond Morris	1980-83	223
10.	Dale Kirry	1995-98	212

SEASON SACKS

	NAME	YEAR	SACKS
1.	Melvin Besses	1979	11.0
2.	Menson Holloway	2000	10.5
3.	Ricky Massey	1991	10.0
4.	Brian Young	1999	8.0
	Thomas Howard	2004	8.0
	Chris Mineo	2004	8.0
7.	Elroy Stoglin	1976	7.0
	Gonzalo Floyd	1990	7.0
	Gonzalo Floyd	1991	7.0
	Pat Cannon	1991	7.0

CAREER SACKS

	NAME	YEARS	SACKS
1.	Gonzalo Floyd	1990-91, 93	20.0
2.	Chris Mineo	2002-05	16.5
3.	Herman Whiting	1979-82	16.0
4.	Melvin Besses	1979-81	15.0
5.	Brian Young	1995, 97-99	14.5
6.	Alex Obomese	2003-06	14.0
7.	Thomas Howard	2002-05	13.0
	Justin Hanel	2003-06	13.0
9.	Menson Holloway	1997-00	12.5
10.	Joe Terry	1984-87	12.0
	Ross Puritty	1986-89	12.0
	Ricky Massey	1991-92	12.0
	Barron Wortham	1990-93	12.0
	Horace Miller	2011-13	12.0
	Nick Usher	2013-16	12.0

SEASON TACKLES FOR LOSSES

	NAME	YEAR	TFL
1.	Lucien Johnson	1975	17.0
	Elroy Stoglin	1976	17.0
	Gonzalo Floyd	1993	17.0
4.	Brian Young	1999	16.0
	Robert Rodriguez	2004	16.0
6.	Menson Holloway	2000	15.0
	Gonzalo Floyd	1991	15.0
	Tony Tolbert	1988	15.0
9.	Troy Collavo	2005	14.5
	Jeremy Jones	2005	14.5
	Alvin Jones	2015	14.5

CAREER TACKLES FOR LOSSES

	NAME	YEARS	TFL
1.	Barron Wortham	1990-93	45.0
2.	Gonzalo Floyd	1990-91, 93	41.0
3.	Thomas Howard	2002-05	34.0
4.	Robert Rodriguez	2001-04	33.0
5.	Brian Young	1995, 97-99	32.0
6.	Elroy Stoglin	1975-78	31.0
	Pete Shufelt	1989-93	31.0
	Micheal Comer	1993-96	31.0
9.	Chris Mineo	2002-05	30.5
	Jeremy Jones	2003-07	30.5

INDIVIDUAL LEADERS

SEASON PASSES BREAKUPS

	NAME	YEAR	PBU
1.	Darius Ellison	1998	14
2.	Anthony Hooks	1992	13
	Nick Salinas	1999	13
4.	Robert Murray	1984	12
	Weldon Cooks	2000	12
	Adrian Ward	2004	12
	Travaun Nixon	2010	12
8.	Jahmal Fenner	2003	11
	Antwon Blake	2010	11
	Nik Needham	2016	11

CAREER PASS BREAKUPS

	NAME	YEARS	PBU
1.	Jahmal Fenner	2001-04	25
2.	Robert Murray	1983-86	24
	Anthony Hooks	1989-92	24
	Cornelius Brown	2006-09	24
	D.J. Walker	1999-02	24
	Quintin Demps	2004-07	24
7.	Darius Ellison	1995-98	23
	Weldon Cooks	1999-02	23
9.	DeShawn Grayson	2009-12	21
10.	Crance Clemons	1998-01	20

SEASON HURRIES

	NAME	YEAR	HURRIES
1.	Menson Holloway	2000	31
2.	Rick Fette	2002	21
3.	Brian Young	1999	20
	Jeremy Castillo	2002	20
5.	Karmul High	2000	17

CAREER HURRIES

	NAME	YEARS	HURRIES
1.	Karmul High	1999-02	35
	Rick Fette	1999-02	35
3.	Dan Kerr	2000-03	33
4.	Menson Holloway	1997-00	32
5.	Alex Obomese	2003-06	23

SEASON FUMBLES RECOVERED

	NAME	YEAR	FR
1.	Gene Mack	1970	5
	W.C. Paige	1974	5
	Darrell Sneed	1978	5

Several players tied with four

CAREER FUMBLES RECOVERED

	NAME	YEARS	FR
1.	LaFreddie Coleman	1972-74	9
2.	Tony Perea	1970-72	8
3.	Gene Mack	1968-70	7
	Harold Sampson	1974-77	7
	Eddie Forkerway	1976-79	7
	Raymond Morris	1980-83	7

SEASON FORCED FUMBLES

	NAME	YEAR	FF
1.	Lucien Johnson	1975	10
2.	Ross Puritty	1988	5
	Hal Barnett	1975	5

Several players tied with four

CAREER FORCED FUMBLES

	NAME	YEARS	FF
1.	Lucien Johnson	1975-76	13
2.	Micheal Comer	1993-96	9
3.	Hal Barnett	1974-76	8
	Ross Puritty	1986-89	8

5.	Jeremy Jones	2003-07	7
6.	Trey Merkens	1997-00	6
	Robert Rodriguez	2001-04	6

SEASON KICKS BLOCKED

	NAME	YEAR	BLK
1.	Robert Murray	1986	3

Several players tied with two

CAREER KICKS BLOCKED

	NAME	YEARS	BLK
1.	Robert Murray	1983-86	3
	Chris Mineo	2002-04	3
	Quintin Demps	2004-07	3

Several players tied with two

YEARLY LEADER

YEAR	NAME	UT	AT	TOTAL
1969	Jim Sanson	40	70	110
1970	Jim Sanson	56	85	141
1971	Tony Perea	77	115	192
1972	Tony Perea	46	93	139
1973	Butch Wade	28	74	102
1974	Shannon Thompson	73	59	132
1975	Hal Barnett	107	78	185
1976	Hal Barnett	72	49	121
1977	Michael Young	31	62	93
1978	Larry Moore	62	49	111
1979	Larry Moore	25	75	100
1980	Raymond Morris	47	49	96
1981	Raymond Morris	47	55	102
1982	Raymond Morris	56	66	122
1983	Raymond Morris	73	65	138
1984	Seth Joyner	41	57	98
1985	Seth Joyner	89	60	149
1986	Fred Williams	93	55	148
1987	Doug Morgan	76	60	136
1988	Ken Sale	85	44	129
1989	Ken Sale	93	57	150
1990	Barron Wortham	92	37	129
1991	Barron Wortham	94	54	148
1992	Barron Wortham	108	30	138
1993	Barron Wortham	118	33	151
1994	Micheal Comer	89	53	142
1995	Micheal Comer	98	54	152
1996	Micheal Comer	65	45	110
1997	Halakilangi Muagututia	92	22	114
1998	Dale Kirry	94	38	132
1999	Brian Young	84	37	121
2000	Trey Merkens	70	42	112
2001	Robert Rodriguez	77	60	137
2002	D.J. Walker	93	23	116
2003	Robert Rodriguez	70	65	135
2004	Robert Rodriguez	82	39	121
2005	Jeremy Jones	61	69	130
2006	Troy Collavo	42	83	125
2007	Braxton Amy	82	30	112
2008	Adam Vincent	45	65	110
2009	Da'Mon Cromartie-Smith	49	60	109
2010	Wiston Jeune	45	44	89
2011	Jeremy Springer	31	39	70
2012	Josh Fely	44	68	112
2013	Devin Cockrell	46	30	76
2014	Wesley Miller	48	32	80
2015	Alvin Jones	48	45	93
2016	Alvin Jones	44	49	93

INDIVIDUAL LEADERS

PUNTING

SEASON PUNTS

	NAME	YEAR	YDS	AVG	LG	NO.
1.	Steve Folkner	1980	3,759	40.42	n/a	93
2.	Rick Padia	1981	3,593	41.30	70	87
3.	Lonnie Crittenden	1973	3,564	41.44	84	86
4.	Steve Folkner	1979	3,543	42.18	83	84
5.	Jerry Walker	1977	3,248	41.11	n/a	79
6.	Lance Brownlee	1989	3,138	40.23	64	78
7.	Jerry Walker	1978	3,142	40.81	n/a	77
8.	Mike Walker	1974	3,079	41.05	62	75
	Tom Galloway	1968	3,014	40.19	64	75
10.	Jerry Walker	1975	3,031	42.69	73	71
	Jerry Walker	1976	2,772	39.04	n/a	71
	Jon Olsen	1996	2,763	38.92	62	71

CAREER PUNTS

	NAME	YEARS	YDS	AVG	LG	NO.
1.	Jerry Walker	1975-78	12,193	40.92	73	298
2.	Bryce Benekos	2001-04	10,468	41.21	76	254
3.	Lance Brownlee	1987-90	8,295	40.66	68	204
4.	Steve Folkner	1978-80	7,677	41.27	83	186
5.	Ian Campbell	2010-12	7,328	44.41	72	165
6.	Rick Padia	1981-82	6,380	40.90	70	156
7.	Jon Olsen	1995-96	5,452	39.22	62	139
8.	Tom Galloway	1967-68	5,664	41.34	64	137
9.	Alan Luna	2015-Pres.	5,427	42.73	69	127
10.	Fred Wendt	1942, 46-48	5,127	40.69	n/a	126

SEASON YARDS

	NAME	YEAR	NO.	AVG	LG	YDS
1.	Steve Folkner	1980	93	40.42	n/a	3,759
2.	Rick Padia	1981	87	41.30	70	3,593
3.	Lonnie Crittenden	1973	86	41.44	84	3,564
4.	Steve Folkner	1979	84	42.18	83	3,543
5.	Jerry Walker	1977	79	41.11	n/a	3,248
6.	Jerry Walker	1978	77	40.81	n/a	3,142
7.	Lance Brownlee	1989	78	40.23	64	3,138
8.	Bryce Benekos	2003	70	44.07	76	3,085
9.	Mike Walker	1974	75	41.05	62	3,079
10.	Jerry Walker	1975	71	42.69	73	3,031

CAREER YARDS

	NAME	YEARS	NO.	AVG	LG	YDS
1.	Jerry Walker	1975-78	298	40.92	73	12,193
2.	Bryce Benekos	2001-04	254	41.21	76	10,468
3.	Lance Brownlee	1987-90	204	40.66	68	8,295
4.	Steve Folkner	1978-80	186	41.27	83	7,677
5.	Ian Campbell	2010-12	165	44.41	72	7,328
6.	Rick Padia	1981-82	156	40.90	70	6,380
7.	Tom Galloway	1967-68	137	41.34	64	5,664
8.	Jon Olsen	1995-96	139	39.22	62	5,452
9.	Alan Luna	2015-Pres.	127	42.73	69	5,427
10.	Fred Wendt	1942, 46-48	126	40.69	n/a	5,127

SEASON AVERAGE

(Minimum 25 punts)

	NAME	YEAR	NO.	YDS	LG	AVG
1.	Owen Price	1940	30	1,440	85	48.00
2.	Ed Bunn	1992	41	1,955	73	47.68
3.	Ian Campbell	2011	48	2,214	71	46.13
4.	Owen Price	1941	40	1,813	n/a	45.33
5.	Ian Campbell	2010	51	2,300	72	45.10
6.	Alan Luna	2015	65	2,885	61	44.38
7.	Bryce Benekos	2003	70	3,085	76	44.07
8.	Bryce Benekos	2004	62	2,732	74	44.06
9.	Kyle Petersen	2008	46	1,978	60	43.00
10.	Greg Hiett	2009	49	2,101	67	42.88

CAREER AVERAGE

(Minimum 65 punts; Player must have concluded his career)

	NAME	YEARS	NO.	YDS	LG	AVG
1.	Owen Price	1938, 40-41	76	3,552	85	46.74
2.	Ed Bunn	1991-92	104	4,630	83	44.52
3.	Ian Campbell	2010-12	165	7,328	72	44.41
4.	Kyle Petersen	2007-09	100	4,192	60	41.92
	Mike Ruggles	2013-14	79	3,312	73	41.92
6.	Gary Keithley	1971-72	117	4,889	73	41.79
7.	Tom Galloway	1967-68	137	5,664	n/a	41.34
8.	Steve Folkner	1978-80	186	7,677	83	41.27
9.	Bryce Benekos	2001-04	254	10,468	76	41.21
10.	Jerry Walker	1975-78	298	12,193	73	40.92

YEARLY LEADER

YEAR	NAME	NO.	YDS	AVG
1940	Owen Price	30	1,440	48.0
1941	Owen Price	40	1,813	45.3
1942	Vic Clark	34	1,312	38.6
1946	Fred Wendt	46	1,969	42.8
1947	Fred Wendt	52	2,071	39.8
1948	Fred Wendt	28	1,087	38.8
1949	Sonny Holderman	39	1,382	35.4
1950	John Connell	44	1,708	38.8
1951	John Connell	45	1,627	36.0
1952	Dick Shinaut	69	2,540	36.8
1953	John Howle	30	965	32.2
1954	John Howle	32	1,180	36.9
1955	John Howle	37	1,307	35.3
1956	Bob Laraba	22	811	36.9
1957	Charlie Ward	14	508	36.3
1958	Bob Laraba	32	1,239	38.7
1959	Willie Vasquez	23	1,020	44.4
1960	Willie Vasquez	35	1,487	42.5
1961	John Furman	50	1,870	37.4
1962	Bob Mortimer	43	1,706	39.7
1963	Curt Parsons	52	2,010	38.7
1964	Curt Parsons	32	1,156	36.1
1965	Don Davis	57	2,319	40.7
1966	Don Davis	62	2,455	39.6
1967	Tom Galloway	62	2,650	42.4
1968	Tom Galloway	75	3,014	40.2
1969	Jeff White	69	2,782	40.3
1970	Jeff White	55	2,171	39.5
1971	Gary Keithley	70	2,889	41.3
1972	Gary Keithley	47	2,000	42.6
1973	Lonnie Crittenden	86	3,564	41.4
1974	Mike Walker	75	3,079	41.1
1975	Jerry Walker	71	3,031	42.7
1976	Jerry Walker	71	2,772	39.0
1977	Jerry Walker	79	3,248	41.1
1978	Jerry Walker	77	3,142	40.8
1979	Steve Folkner	84	3,543	42.2
1980	Steve Folkner	93	3,759	40.4
1981	Rick Padia	87	3,593	41.3
1982	Rick Padia	69	2,787	40.4
1983	Hector Salazar	70	2,791	39.9
1984	Jay Cleveland	61	2,303	37.8
1985	Henry Castellanos	61	2,568	42.1
1986	Arnie Adkison	28	1,066	38.1
1987	Arnie Adkison	57	2,179	38.2
1988	Lance Brownlee	58	2,432	41.9
1989	Lance Brownlee	78	3,138	40.2
1990	Lance Brownlee	67	2,682	40.0
1991	Ed Bunn	63	2,675	42.5
1992	Ed Bunn	41	1,955	47.7
1993	Marshall Young	41	1,599	39.0
1994	Marshall Young	66	2,629	39.8
1995	Jon Olsen	68	2,689	39.5
1996	Jon Olsen	71	2,763	38.9

INDIVIDUAL LEADERS

YEAR	NAME	NO.	YDS	AVG
1997	Matthew Finley	63	2,494	39.6
1998	Matthew Finley	60	2,341	39.0
1999	Glen Beard	62	2,463	39.7
2000	Glen Beard	54	2,229	41.3
2001	Bryce Benekos	52	1,796	34.5
2002	Bryce Benekos	70	2,855	40.8
2003	Bryce Benekos	70	3,085	44.1
2004	Bryce Benekos	62	2,732	44.1
2005	Ryan Hotchkiss	45	1,739	38.6
2006	Ryan Hotchkiss	50	1,813	36.3
2007	Kyle Petersen	51	2,075	40.7
2008	Kyle Petersen	46	1,978	43.0
2009	Greg Hiett	60	2,564	42.7
2010	Ian Campbell	51	2,300	45.1
2011	Ian Campbell	48	2,214	46.1
2012	Ian Campbell	66	2,814	42.6
2013	Mike Ruggles	56	2,239	40.0
2014	Jay Mattox	41	1,687	41.1
2015	Alan Luna	65	2,885	44.4
2016	Alan Luna	62	2,542	41.0

PUNT RETURNS

SEASON AVERAGE

(Minimum 10 returns or 1.2 returns per game)

	NAME	YEAR	NO.	YDS	TD	AVG
1.	Hugh Harman	1956	12	292	3	24.33
2.	Johnnie Lee Higgins, Jr.	2006	12	281	2	23.42
3.	Reg Matthews	1966	19	367	2	19.32
4.	Tom Steele	1948	14	247	0	17.64
5.	Bob Wallace	1965	13	224	1	17.23
6.	Gerald Campbell	1951	25	396	1	15.84
7.	Jahmal Fenner	2004	21	324	1	15.43
8.	Mike Reynolds	1970	25	375	2	15.00
9.	Ben Carnell	1947	11	150	0	13.64
10.	Reg Matthews	1967	20	270	1	13.50

CAREER AVERAGE

(Minimum 30 returns; Player must have concluded his career)

	NAME	YEARS	NO.	YDS	TD	AVG
1.	Hugh Harman	1953-56	36	626	5	17.39
2.	Johnnie Lee Higgins, Jr.	2003-06	30	451	2	15.03
3.	Reg Matthews	1966-68	46	667	3	14.50
4.	Mike Reynolds	1969-70	32	434	2	13.56
5.	Ed Smith	1942, 46-47	38	480	1	12.63
6.	Gerald Campbell	1949-51	73	874	2	11.97
7.	Jahmal Fenner	2001-04	86	917	1	10.66
8.	Delbert Allen	1980-83	41	390	1	9.51
9.	Javier Sanchez	1996-00	73	615	0	8.42
10.	Charlie West	1965-67	57	451	0	7.91

SEASON RETURNS

	NAME	YEAR	YDS	AVG	TD	NO.
1.	Ansel Littlejohn	1990	165	5.50	0	30
2.	Al Kimball	1971	181	6.24	0	29
3.	Javier Sanchez	1997	241	8.93	0	27
4.	Charlie West	1967	295	11.35	0	26
	Javier Sanchez	2000	170	6.54	0	26
	Damian Payne	2014	139	5.35	0	26
7.	Gerald Campbell	1951	396	15.84	1	25
	Mike Reynolds	1970	375	15.00	2	25
	Ansel Littlejohn	1991	231	9.24	1	25
	Jahmal Fenner	2002	223	8.92	0	25
	Charlie West	1966	121	4.84	0	25

CAREER RETURNS

	NAME	YEARS	YDS	AVG	TD	NO.
1.	Jahmal Fenner	2001-04	917	10.66	1	86
2.	Gerald Campbell	1949-51	874	11.97	2	73
3.	Javier Sanchez	1996-00	615	8.42	0	73
4.	Charlie West	1965-67	451	7.91	0	57
5.	Ansel Littlejohn	1990-91	396	7.20	1	55
6.	Reg Matthews	1966-68	667	14.50	3	46
7.	Bubba Garcia	1976-79	206	4.90	0	42
8.	Delbert Allen	1980-83	390	9.51	1	41
9.	Ed Smith	1942, 46-48	480	12.63	1	38
10.	Hugh Harman	1953-56	626	17.39	5	36
	Vernon Cooks	1987-89	245	6.81	0	36

SEASON YARDS

	NAME	YEAR	NO.	AVG	TD	YDS
1.	Gerald Campbell	1951	25	15.84	1	396
2.	Mike Reynolds	1970	25	15.00	2	375
3.	Reg Matthews	1966	19	19.32	2	367
4.	Jahmal Fenner	2004	21	15.43	1	324
5.	Charlie West	1967	26	11.35	0	295
6.	Hugh Harman	1956	12	24.33	3	292
7.	Gerald Campbell	1949	24	11.83	1	284
8.	Johnnie Lee Higgins, Jr.	2006	12	23.42	2	281
9.	Reg Matthews	1967	20	13.50	1	270
10.	Ed Smith	1947	22	11.36	1	250

CAREER YARDS

	NAME	YEARS	NO.	YDS	AVG	TD
1.	Jahmal Fenner	2001-04	86	10.66	1	917
2.	Gerald Campbell	1949-51	73	11.97	2	874
3.	Reg Matthews	1966-68	46	14.50	3	667
4.	Hugh Harman	1953-56	36	17.39	5	626
5.	Javier Sanchez	1996-00	73	8.42	0	615
6.	Ed Smith	1942, 46-47	38	12.63	1	480
7.	Charlie West	1965-67	57	7.91	0	451
	Johnnie Lee Higgins, Jr.	2003-06	30	15.03	2	451
9.	Mike Reynolds	1969-70	32	13.56	2	434
10.	Ansel Littlejohn	1990-91	55	7.20	1	396

SEASON TOUCHDOWNS

	NAME	YEAR	TD
1.	Hugh Harman	1956	3
2.	Mike Reynolds	1970	2
	Reg Matthews	1966	2

Several players tied with one

CAREER TOUCHDOWNS

	NAME	YEARS	TD
1.	Hugh Harman	1953-56	5
2.	Reg Matthews	1966-68	3
3.	Gerald Campbell	1949-51	2
	Mike Reynolds	1969-70	2
	Chuck Hughes	1964-66	2
	Bob Forrest	1954-57	2
	Johnnie Lee Higgins, Jr.	2003-06	2

Several players tied with one

YEARLY LEADER

YEAR	NAME	NO.	YDS	AVG	TD
1940	Owen Price	15	189	12.60	0
1941	Owen Price	8	120	15.00	0
1942	Ed Smith	7	96	13.71	0
1946	Ed Smith	9	134	14.89	0
1947	Ed Smith	22	250	11.36	1
1948	Tom Steele	14	247	17.64	0
1949	Gerald Campbell	24	284	11.83	1
1950	Gerald Campbell	24	194	8.08	0
1951	Gerald Campbell	25	396	15.84	1
1952	Noel McCormick	15	95	6.33	0

INDIVIDUAL LEADERS

YEAR	NAME	NO.	YDS	AVG	TD
1953	Hugh Harman	9	100	9.09	0
1954	Bob Coleman	9	95	10.56	0
1955	Jesse Whittenton	10	125	12.50	0
1956	Hugh Harman	12	292	24.33	3
1957	Don Maynard	7	98	14.00	0
1958	Charles Bradshaw	10	87	8.70	0
1959	Kent Babb	8	53	6.63	0
1960	Charles Bradshaw	11	121	11.00	0
1961	Del Williams	6	31	5.17	0
1962	Louis James	13	130	10.00	0
1963	Louis James	12	97	8.08	0
1964	Chuck Hughes	5	133	26.60	1
1965	Bob Wallace	13	224	17.23	1
1966	Reggie Matthews	19	367	19.32	2
1967	Charlie West	26	295	11.35	0
1968	Jim Fabish	14	151	10.79	0
1969	Ken Koval	14	113	8.07	0
1970	Mike Reynolds	25	375	15.00	2
1971	Al Kimball	29	181	6.24	0
1972	Richard Threatt	7	139	19.86	0
1973	Lonnie Crittenden	5	7	1.40	0
1974	Art Belvin	12	102	8.50	0
1975	Harold Johnson	18	30	1.67	0
1976	David Crow	17	58	3.41	0
1977	Bubba Garcia	13	58	4.46	0
1978	Bubba Garcia	13	77	5.92	0
1979	Bubba Garcia	12	58	4.83	0
1980	Delbert Allen	24	247	10.29	1
1981	Delbert Allen	11	42	10.50	0
1982	Delbert Allen	13	101	7.77	0
1983	Derrick Smith	10	84	8.40	0
1984	Larry Linne	15	73	4.87	0
1985	Luther Johnson	7	35	5.00	0
1986	Mark Mariani	12	100	8.33	0
1987	Luther Johnson	17	100	5.88	0
1988	Vernon Cooks	20	118	5.90	0
1989	Vernon Cooks	14	110	7.86	0
1990	Ansel Littlejohn	30	165	5.50	0
1991	Ansel Littlejohn	25	231	9.24	0
1992	John Haqq	11	71	6.45	0
1993	Nick Estrada	10	21	2.10	0
1994	Omar Durham	14	48	3.43	0
1995	Ray Bailie	17	114	6.71	0
1996	Ray Bailie	15	73	4.87	0
1997	Javier Sanchez	27	241	8.93	0
1998	Javier Sanchez	17	208	12.24	0
1999	Crance Clemons	16	92	5.75	0
2000	Javier Sanchez	26	170	6.54	0
2001	Jahmal Fenner	18	237	13.17	0
2002	Jahmal Fenner	25	223	8.92	0
2003	Jahmal Fenner	22	133	6.05	0
2004	Jahmal Fenner	21	324	15.43	1
2005	Johnnie Lee Higgins, Jr.	18	170	9.44	0
2006	Johnnie Lee Higgins, Jr.	12	281	24.42	2
2007	Quintin Demps	15	200	13.33	0
2008	Josh Ferguson	6	47	7.83	0
2009	Jeff Moturi	13	110	8.46	0
2010	Marlon McClure	14	183	13.1	0
2011	Anthony McGhee	10	73	7.30	0
2012	Michael Edwards	14	106	7.57	0
2013	Jim Jones	16	87	5.44	0
2014	Damian Payne	26	139	5.35	0
2015	Jaquan White	8	124	15.50	1
2016	Terry Juniel	22	203	9.20	0

KICKOFF RETURNS

SEASON AVERAGE (Minimum 10 returns)

NAME	YEAR	NO.	YDS	TD	AVG.
1. Marlon McClure	2010	30	930	2	31.00
2. Roy Ross	1990	15	459	2	30.60
3. Vernon Frazier	2011	29	884	0	30.48.
4. Cedric Johnson	1996	24	710	1	29.58
5. Autrey Golden	2012	29	822	2	28.34
6. Owen Price	1941	10	282	0	28.20
7. Autrey Golden	2013	28	774	2	27.64
8. Howard Jackson	2004	12	328	1	27.33
9. Benny Reed	1971	17	454	0	26.71
10. Jeff Moturi	2008	13	347	0	26.69

CAREER AVERAGE

(Minimum two years and 20 returns; Player must have concluded his career)

NAME	YEARS	NO.	YDS	TD	AVG
1. Vernon Frazier	2008-11	36	1,059	0	29.42
2. Marlon McClure	2009-10	57	1,571	2	27.56
3. Autrey Golden	2012-15	119	2,981	6	25.05
4. Howard Jackson	2001-04	81	1,947	2	24.04
5. Jahmal Fenner	2001-04	48	1,147	1	23.90
6. Cedric Johnson	1993-96	116	2,757	3	23.77
7. Chuck Hughes	1964-66	36	851	0	23.64
8. Sam Rogers	1992-94	53	1,252	2	23.62
9. Chris Brasfield	1990-91	31	710	0	22.90
10. Josh Ferguson	2005-08	39	873	0	22.38

SEASON RETURNS

NAME	YEAR	YDS	AVG	TD	NO.
1. Cedric Johnson	1995	1,039	22.59	1	46
2. Ray Holt	1978	684	19.54	0	35
3. Autrey Golden	2014	743	23.97	2	31
Autrey Golden	2015	642	20.71	0	31
5. Marlon McClure	2010	930	31.00	2	30
6. Ricki Lopez	1989	535	18.45	0	29
Vernon Frazier	2011	884	30.48	0	29
Autrey Golden	2012	822	28.34	2	29
9. Luther Johnson	1985	725	25.89	2	28
Autrey Golden	2013	774	27.64	2	28

CAREER RETURNS

NAME	YEARS	YDS	AVG	TD	NO.
1. Autrey Golden	2012-15	2,981	25.05	6	119
2. Cedric Johnson	1993-96	2,757	23.77	3	116
3. Ray Holt	1974-78	1,935	19.55	0	99
4. Howard Jackson	2001-04	1,947	24.04	2	81
5. Luther Johnson	1983-85, 87	1,366	20.70	2	66
6. Marlon McClure	2009-10	1,571	27.56	2	57
Autrey Golden	2012-	1,596	28.00	4	57
8. Ricki Lopez	1989-90	1,012	19.09	0	53
Sam Rogers	1992-94	1,252	23.62	2	53
10. Johnnie Lee Higgins, Jr.	2003-06	1,033	19.87	0	52

SEASON YARDS

NAME	YEAR	NO.	AVG.	TD	YDS
1. Cedric Johnson	1995	46	22.59	1	1,039
2. Marlon McClure	2010	30	31.00	2	930
3. Vernon Frazier	2011	29	30.48	0	884
4. Autrey Golden	2012	29	28.34	2	822
5. Autrey Golden	2013	28	27.64	2	774
6. Autrey Golden	2014	31	23.97	2	743
7. Luther Johnson	1985	28	25.89	2	725
8. Cedric Johnson	1996	24	29.58	1	710
9. Ray Holt	1978	35	19.54	0	684
10. Autrey Golden	2015	31	20.71	0	642

INDIVIDUAL LEADERS

CAREER YARDS

	NAME	YEARS	NO.	AVG	TD	YDS
1.	Autrey Golden	2012-15	119	25.05	6	2,981
2.	Cedric Johnson	1993-96	116	23.77	3	2,757
3.	Howard Jackson	2001-04	81	24.04	2	1,947
4.	Ray Holt	1974-78	99	19.55	0	1,935
5.	Marlon McClure	2009-10	57	27.56	2	1,571
6.	Luther Johnson	1983-85, 87	66	20.70	2	1,366
7.	Sam Rogers	1992-94	53	23.62	2	1,252
8.	Jahmal Fenner	2001-04	48	23.90	1	1,147
9.	Vernon Frazier	2008-11	36	29.42	0	1,059
10.	Johnnie Lee Higgins, Jr.	2003-06	52	19.87	0	1,033

SEASON TOUCHDOWNS

	NAME	YEAR	TD
1.	Luther Johnson	1985	2
	Roy Ross	1990	2
	Marlon McClure	2010	2
	Autrey Golden	2012	2
	Autrey Golden	2013	2
	Autrey Golden	2014	2

Several players tied with one

CAREER TOUCHDOWNS

	NAME	YEARS	TD
1.	Autrey Golden	2012-15	6
2.	Cedric Johnson	1993-96	3
3.	Howard Jackson	2001-04	2
	Luther Johnson	1983-85, 87	2
	Sam Rogers	1992-94	2
	Roy Ross	1990	2
	Marlon McClure	2009-10	2

Several players tied with one

YEARLY LEADER

YEAR	NAME	NO.	YDS	AVG	TD
1946	Fred Wendt	7	149	21.29	0
1947	Ed Smith	10	221	22.10	0
1948	Fred Wendt	12	239	19.92	0
1949	Bill Chesak	5	79	15.80	0
1950	Bill McWilliams	11	219	19.91	0
1951	Billy Davis	12	163	13.58	0
1952	Jesse Whittenton	8	154	19.25	0
1953	Billy Bob Plumbley	4	82	20.50	0
1954	Bob Coleman	7	109	15.57	0
1955	Jesse Whittenton	5	130	26.00	0
1956	Bob Forrest	6	183	30.50	0
1957	Jimmy Bevers	7	191	27.29	0
1958	Charles Bradshaw	6	119	19.83	0
1959	Kent Babb	13	222	17.08	0
1960	Kent Babb	10	215	21.50	0
1961	Larry Durham	10	245	24.50	0
1962	Louis James	5	138	27.60	0
1963	Julius Glosson	10	222	22.20	0
1964	Chuck Hughes	17	446	26.24	0
1965	Chuck Hughes	19	405	21.32	0
1966	Charlie West	8	178	22.25	0
1967	Charlie West	14	277	19.79	0
1968	Reg Matthews	23	473	20.57	0
1969	Jim Fabish	8	126	15.75	0
1970	Mike Reynolds	13	278	21.38	0
1971	Benny Reed	17	454	26.71	0
1972	Richard Threatt	20	416	20.80	0
1973	W.C. Paige	17	451	26.53	0
1974	Ray Holt	19	365	19.21	0
1975	Ray Holt	18	362	20.11	0
1976	Ray Holt	25	458	18.32	0
1977	Don Amerson	15	274	18.27	0
1978	Ray Holt	35	684	19.54	0

1979	William Cash	22	429	19.50	0
1980	Delbert Allen	17	282	16.59	0
1981	Charlie Davis	14	339	24.21	0
1982	Delbert Allen	11	171	15.55	0
1983	Vernon Cooks	18	316	17.56	0
1984	Kevin Ward	23	480	20.87	0
1985	Luther Johnson	28	725	25.89	2
1986	Barry Parker	22	448	20.36	0
1987	Luther Johnson	21	372	17.71	0
1988	Clarence Seay	15	316	21.07	0
1989	Ricki Lopez	29	535	18.45	0
1990	Roy Ross	15	459	30.60	2
1991	Chris Brasfield	18	420	23.33	0
1992	Sam Rogers	22	515	23.41	0
1993	Cedric Johnson	26	548	21.08	1
1994	Cedric Johnson	20	460	23.00	0
1995	Cedric Johnson	46	1,039	22.59	1
1996	Cedric Johnson	24	710	29.58	1
1997	Javier Sanchez	15	301	20.07	0
1998	Keonta Golson	21	452	21.52	0
1999	Terrance Minor	15	329	21.93	0
2000	Sherman Austin	10	189	18.90	0
2001	Howard Jackson	21	503	23.95	1
2002	Howard Jackson	23	507	22.04	0
2003	Howard Jackson	25	609	24.36	0
2004	Howard Jackson	12	328	27.33	1
2005	Johnnie Lee Higgins, Jr.	20	448	22.40	0
2006	Johnnie Lee Higgins, Jr.	18	275	15.28	0
2007	Fred Rouse	23	502	21.83	0
2008	Josh Ferguson	24	572	23.83	0
2009	Marlon McClure	27	641	23.74	0
2010	Marlon McClure	30	930	31.00	2
2011	Vernon Frazier	29	884	30.48	0
2012	Autrey Golden	29	822	28.34	2
2013	Autrey Golden	28	774	27.64	2
2014	Autrey Golden	31	743	23.97	2
2015	Autrey Golden	31	642	20.71	0
2016	Jaquan White	16	353	22.06	0

TEAM RECORDS

TOTAL OFFENSE

RUSH-PASS PLAYS

Single Game: 105, vs. BYU, 1977
 Yards Per Play: 10.4, (69/717) vs. New Mexico St., 1948
 Season: 951, 2003
 Yards Per Play: 6.3, (665/4,195), 1948
 & 6.3 (823/5,144), 2009
 Average Plays Per Game: 76.3, 1987

YARDS GAINED

Single Game: 718 vs. New Mexico State, 1949
 Season: 5,144, 2009
 Average Yards Per Game: 428.7, 2009

RUSH-PASS PLAYS

SINGLE GAME

	OPPONENT	YEAR	PLYS
1.	vs. BYU	1977	105
2.	at New Mexico State	1980	103
3.	vs. Northern Michigan	1986	102
4.	vs. Arizona State	1969	100
5.	at Arizona	1967	97
6.	at Fresno State	1999	96
7.	at Utah	1987	95
	vs. UAB	2005	95
9.	vs. New Mexico State	1997	94
	vs. East Carolina	2007	94

SEASON

	RUSH	PASS	YEAR	PLYS
1.	542	409	2003	951
2.	509	375	2002	884
3.	483	383	1995	866
4.	684	181	1976	865
5.	457	407	1999	864
6.	436	425	1989	861
7.	573	287	2014	860
8.	416	440	2007	856
9.	395	499	2005	853
10.	415	437	1986	852

TOTAL OFFENSE

SINGLE GAME

	OPPONENT	YEAR	YDS
1.	vs. New Mexico State	1949	718
2.	vs. New Mexico State	1948	717
3.	vs. Northern Michigan	1986	684
4.	vs. North Texas	1965	665
5.	vs. West Virginia	1950	638
6.	vs. San Jose State	2003	630
7.	at SMU	2009	627
8.	vs. UAB	2009	607
9.	at Utah	1987	605
10.	at Hawaii	1950	603

SEASON

	RUSH	PASS	YEAR	YDS
1.	1,813	3,331	2009	5,144
2.	1,772	3,302	2007	5,074
3.	1,466	3,607	2005	5,073
4.	2,414	2,632	1988	5,046
5.	1,468	3,410	2008	4,878
6.	2,201	2,570	2003	4,771
7.	1,580	3,147	1999	4,727
8.	1,707	3,016	2004	4,723
9.	1,782	2,903	2010	4,685
10.	1,859	2,707	2011	4,566

YARDS PER PLAY AVERAGE

SINGLE GAME

	OPPONENT	PLYS	YDS	YEAR	AVG
1.	vs. New Mexico State	69	717	1948	10.39
2.	vs. New Mexico State	53	537	2006	10.13
3.	vs. North Texas	69	665	1965	9.64
4.	vs. North Texas	58	555	2016	9.57
5.	vs. Marshall	63	589	2009	9.35
6.	at New Mexico	60	549	1967	9.15
7.	vs. New Mexico State	79	718	1949	9.09
8.	vs. Utah	62	557	1986	8.98
9.	vs. Colorado State	51	456	2011	8.94
10.	at Rice	60	532	2005	8.87

SEASON

	RUSH	PASS	YEAR	AVG
1.	151.1	277.6	2009	428.7
2.	122.2	300.6	2005	422.8
3.	147.7	275.2	2007	422.8
4.	201.2	219.3	1988	420.5
5.	375.1	49.4	1948	419.5
6.	159.3	248.2	2000	407.5
7.	122.3	284.2	2008	406.5
8.	188.4	213.9	1970	402.3
9.	333.4	66.5	1949	399.9
10.	131.7	262.2	1999	393.9

RUSHING

ATTEMPTS

Single Game: 73, (351 yards) at Arizona, 1948
 Season: 684, (2,547 yards), 1976

NET YARDS

Single Game: 645, (67 attempts) vs. New Mexico State, 1948
 Season: 3,751, (618 attempts), 1948

YARDS PER ATTEMPT

Single Game: 9.63, (67/645) vs. New Mexico State, 1948
 Season: 6.07, (618/3,751), 1948

YARDS LOST

Single Game: 93, vs. Wyoming, 1980

TOUCHDOWNS

Single Game: 14, vs. New Mexico State, 1948
 Season: 52, 1948

RUSHING YARDS

SINGLE GAME

	OPPONENT	YEAR	YDS
1.	vs. New Mexico State	1948	645
2.	vs. New Mexico State	1949	576
3.	vs. West Virginia	1948	507
4.	vs. BYU	1948	471
5.	vs. Arizona	1954	453
6.	vs. Kansas State	1947	449
7.	vs. McMurry	1948	437
8.	vs. John Carroll	1949	429
9.	at Arizona	1949	426
10.	at Hawaii	1948	410

TEAM RECORDS

SEASON

	ATT	YPC	YEAR	YDS
1.	618	6.07	1948	3,751
2.	629	5.30	1949	3,334
3.	523	5.30	1950	2,773
4.	573	4.71	2014	2,701
5.	570	4.74	1956	2,700
6.	684	3.72	1976	2,547
7.	559	4.53	1954	2,533
8.	599	4.04	1982	2,421
9.	485	4.98	1988	2,414
10.	560	4.27	1984	2,392

RUSHING ATTEMPTS SINGLE GAME

	OPPONENT	YEAR	ATT
1.	at Arizona	1948	73
2.	at Hawaii	1948	72
	at BYU	1984	72
4.	vs. Hardin-Simmons	1948	71
	vs. New Mexico State	1949	71
	vs. Hardin-Simmons	1954	71
	vs. UNLV	1993	71
8.	at New Mexico State	1971	70
	vs. Texas-Arlington	1976	70
	at New Mexico State	1980	70

SEASON

	YDS	YPC	YEAR	ATT
1.	2,547	3.72	1976	684
2.	3,334	5.30	1949	629
3.	3,751	6.07	1948	618
4.	2,421	4.04	1982	599
5.	2,031	3.44	1975	591
6.	2,701	4.71	2014	573
7.	2,700	4.74	1956	570
	2,123	3.72	1983	570
9.	1,646	2.91	1980	566
10.	2,392	4.27	1984	560

RUSHING TOUCHDOWNS SINGLE GAME

	OPPONENT	YEAR	TD
1.	vs. New Mexico State	1948	14
2.	vs. New Mexico State	1949	8
3.	at Hawaii	1948	7
	at BYU	1949	7
5.	vs. Northern Arizona	1947	6
	at New Mexico	1950	6

SEASON

	YEAR	TD
1.	1948	47
2.	1956	35
3.	1949	33
4.	1988	32
5.	1950	29
6.	2009	27
	2014	27
8.	1987	25
9.	2011	24
10.	1947	22

YARDS PER ATTEMPT

SEASON	ATT	YDS	YEAR	AVG.
1.	618	3,751	1948	6.07
2.	409	2,226	2016	5.44
3.	629	3,334	1949	5.30
	523	2,773	1950	5.30
5.	485	2,414	1988	4.98
6.	570	2,700	1956	4.74
7.	573	2,701	2014	4.71
8.	466	2,148	1947	4.61
9.	559	2,533	1954	4.53
	410	1,859	2011	4.53

YARDS PER GAME SEASON

SEASON	ATT	YDS	YEAR	YPG
1.	618	3,751	1948	375.10*
2.	629	3,334	1949	333.40*
3.	523	2,773	1950	277.30
4.	570	2,700	1956	270.00
5.	559	2,533	1954	253.30
6.	466	2,148	1947	238.67
7.	560	2,392	1984	217.45
8.	684	2,547	1976	212.25
9.	573	2,701	2014	207.77
10.	599	2,421	1982	201.75

* NCAA Statistical Champion

PASSING ATTEMPTS

Single Game: 65, vs. UC-Santa Barbara, 1968
Season: 480, 1965

COMPLETIONS

Single Game: 40, vs. East Carolina, 2007
Season: 290, 2006

YARDS

Single Game: 634, vs. North Texas, 1965
Season: 3,754, 2006

TOUCHDOWNS

Single Game: 7, vs. Texas-Arlington, 1966
at New Mexico, 1967
vs. Northern Michigan, 1986
Season: 34, 2008

HAD INTERCEPTED

Single Game: 6, on three occasions; last at Utah, 1970
Season: 32, 1965

YARDS PER ATTEMPT

Single Game: 17.8, (8/142) vs. New Mexico State, 1949
Season: 10.5, (47/494), 1948

YARDS PER COMPLETION

Single Game: 35.5, (4/142) vs. New Mexico State, 1949
Season: 21.2, (41/868), 1956

TEAM RECORDS

PASSING ATTEMPTS

SINGLE GAME

	OPPONENT	YEAR	ATT
1.	vs. UC-Santa Barbara	1968	65
2.	vs. Arizona State	1969	60
3.	at Colorado State	1970	59
4.	vs. Loyola-Marymount	1941	58
5.	vs. East Carolina	2007	57
	at Rice	2007	57
7.	vs. West Texas State	1965	56
	vs. Wyoming	1968	56
	vs. Utah	1969	56
10.	at Houston	2010	55

SEASON

	YEAR	ATT
1.	1965	480
2.	2005	458
3.	1968	455
4.	2008	448
5.	2006	447
6.	2007	440
7.	1986	437
8.	2010	432
9.	1989	425
10.	2009	422

PASSING COMPLETIONS

SINGLE GAME

	OPPONENT	YEAR	COMP
1.	vs. East Carolina	2007	40
2.	vs. Northern Michigan	1986	38
3.	vs. Texas Tech	2006	35
4.	at Marshall	2006	34
5.	vs. UAB	2005	33
6.	vs. Loyola-Marymount	1941	32
	vs. Air Force	1990	32
8.	at San Diego State	1998	31
	at Rice	1999	31
10.	vs. San Diego State	1995	30
	at Rice	2007	30
	at Houston	2010	30

SEASON

	YEAR	COMP
1.	2006	290
2.	1986	270
3.	2005	268
4.	2008	258
5.	1999	247
6.	2007	242
7.	2004	229
	2009	229
9.	2010	228
10.	2011	225

PASSING YARDAGE

SINGLE GAME

	OPPONENT	YEAR	YARDS
1.	vs. North Texas	1965	634
2.	vs. Marshall	2009	517
3.	at New Mexico	1967	510
4.	at Colorado State	1970	507
5.	vs. Texas-Arlington	1966	492
6.	at BYU	1968	477
7.	vs. Northern Michigan	1986	457
8.	vs. East Carolina	2007	456
9.	at UAB	2006	455
10.	at Air Force	1989	434

SEASON - YARDS PER GAME

	YARDS	YEAR	YPG.
1.	3,426	1965	342.6
2.	3,754	2006	312.8
3.	2,710	1967	301.1*
4.	3,607	2005	300.6
5.	2,884	1968	288.4
6.	3,410	2008	284.2
7.	3,331	2009	277.6
8.	3,302	2007	275.2
9.	3,234	1986	269.5
10.	3,147	1999	262.3

* NCAA Statistical Champion

PASSING TOUCHDOWNS

SINGLE GAME

	OPPONENT	YEAR	TD
1.	vs. Texas-Arlington	1966	7
	at New Mexico	1967	7
	vs. Northern Michigan	1986	7
4.	vs. BYU	1967	6
5.	vs. North Texas	1965	5
	at New Mexico	1965	5
	at Air Force	1995	5
	vs. Tulsa	1999	5
	vs. Hawaii	2004	5
	vs. SMU	2004	5
	at UAB	2006	5
	at Rice	2007	5
	at Louisiana-Lafayette	2008	5
	vs. Marshall	2009	5
	vs. New Mexico State	2010	5
	at Colorado State	2013	5

SEASON

	YEAR	TD
1.	2008	34
2.	2005	29
	2006	29
4.	1967	28
	2007	28
6.	2000	26
7.	1965	24
	1966	24
9.	1986	23
	2010	23

INTERCEPTIONS THROWN

SEASON

	YEAR	INT
1.	1965	33
2.	1969	29
	1977	29
4.	1941	27
	1973	27
6.	1967	26
7.	1978	24
	1987	24
	2003	24
10.	1989	23

TEAM RECORDS

COMPLETION PERCENTAGE

SEASON	COMP	ATT	YEAR	PCT
1.	290	447	2006	.649
2.	270	437	1986	.618
3.	247	407	1999	.607
4.	28	47	1948	.596
	195	327	2016	.596
6.	207	354	2000	.585
	268	458	2005	.585
8.	229	393	2004	.583
9.	169	292	2013	.579
10.	129	223	1985	.578

SCORING POINTS

Single Game: 92, vs. New Mexico State, 1948
 Season: 429, 2004
 Points Per Game: 35.9, (323), 1967

TOUCHDOWNS

Single Game: 14, vs. New Mexico State, 1948
 Season: 55, 2004

FIELD GOALS

Single Game: 5, vs. Houston, 2005
 vs. East Carolina, 2007
 vs. SMU, 2008
 Season: 25, 1988

PATS MADE

Single Game: 9, vs. New Mexico State, 1948
 Season: 52, 2004

MOST POINTS SCORED IN WIN

	OPPONENT	YEAR	PTS
1.	vs. New Mexico State (92-7)	1948	92
2.	at New Mexico (75-12)	1967	75
3.	vs. New Mexico State (69-7)	1949	69
4.	vs. Western New Mexico (68-7)	1928	68
	vs. Texas-Arlington (68-21)	1966	68
6.	vs. Northern Michigan (64-29)	1986	64
7.	vs. New Mexico State (61-6)	1942	61
	vs. North Texas (61-15)	1965	61
9.	vs. Sam Houston State (59-14)	2003	59
10.	vs. El Paso JC (58-0)	1922	58
	vs. San Diego State (58-7)	1988	58
	vs. UCF (58-13)	2008	58
	vs. Houston (58-41)	2009	58

MOST COMBINED POINTS IN A WIN

	SCORE	OPPONENT	YEAR	PTS
1.	52-49 (5OT)	at UTSA	2016	101
2.	55-45	Utah	1986	100
3.	92-7	New Mexico State	1948	99
	58-41	Houston	2009	99
5.	50-47 (OT)	at New Mexico State	2015	97

MOST COMBINED POINTS IN A LOSS

	SCORE	OPPONENT	YEAR	PTS
1.	35-77	at Tulsa	2008	112
2.	41-69	San Jose State	2003	110
3.	48-56	at Rice	2007	104
4.	46-56	at Air Force	1995	102
5.	42-59	at Colorado State	2013	101

TOTAL POINTS

SEASON	TD	FG	PAT	YEAR	PTS
1.	55	15-20	52-54	2004	429
2.	50	25-27	48-48	1988	427
3.	51	17-20	44-46	2007	403
4.	48	20-27	45-46	2008	395
5.	47	18-23	42-42	2005	382
6.	46	13-18	39-41	2009	358
7.	45	13-18	40-43	2000	355
8.	52	0-5	35-52	1948	349
9.	44	13-16	43-44	2014	346
10.	43	12-21	42-42	2010	338

SCORING AVERAGE

SEASON	PTS.	TD	FG	PAT	YEAR	AVG
1.	323	44	9-18	30-38	1967	35.9
2.	429	55	15-20	52-54	2004	35.8
3.	427	50	25-27	48-48	1988	35.6
4.	349	52	0-5	35-52	1948	34.9
5.	403	51	17-20	44-46	2007	33.6
6.	395	48	20-27	45-46	2008	32.9
7.	355	45	13-18	40-43	2000	32.3
8.	382	47	18-23	42-42	2005	31.8
9.	317	43	7-12	38-40	1965	31.7
10.	305	43	4-5	35-43	1956	30.5

PUNTING PUNTS

Single Game: 18 at Trinity, (Texas) 1957
 Season: 93, 1980

PUNTING YARDS

Single Game: 554 at Trinity (Texas), 1957
 Season: 3,759, 1980

PUNTING AVERAGE

Single Game: 62.3 vs. 260th Coast Artillery, 1941
 Season: 46.13, 2011

PUNTS

SINGLE GAME

	OPPONENT	YEAR	PUNTS
1.	at Trinity (Texas)	1957	18
2.	at New Mexico State	1938	13
	vs. Wyoming	1972	13
	at New Mexico	1973	13
	at BYU	1978	13
	at New Mexico	1983	13
7.	vs. West Texas State	1946	12
	vs. New Mexico	1980	12
	vs. BYU	1981	12
10.	at Texas	2016	11*

* Happened five times with last time showing.

SEASON

	YARDS	YEAR	PUNTS
1.	3,759	1980	93
2.	3,522	1978	88
3.	3,570	1973	87
	3,593	1981	87
5.	3,542	1979	86
6.	3,275	1977	83
7.	3,244	1975	79
	3,148	1982	79

TEAM RECORDS

PUNT YARDS

SINGLE GAME

	OPPONENT	YEAR	YARDS
1.	at Trinity (Texas)	1957	554
2.	at BYU	1978	545
3.	at New Mexico	1983	527
4.	vs. West Texas State	1946	486
5.	at West Texas State	1947	472
6.	vs. BYU	1981	470
7.	vs. New Mexico State	1981	451
8.	vs. Kansas	2009	443
9.	vs. Arizona State	1976	435
10.	at New Mexico	1981	428

SEASON

	PUNTS	YEAR	YARDS
1.	93	1980	3,759
2.	87	1981	3,593
3.	87	1973	3,570
4.	86	1979	3,542
5.	88	1978	3,522
6.	83	1977	3,275
7.	79	1975	3,244
8.	79	1982	3,148

PUNT AVERAGE

SINGLE GAME

	PUNTS	YDS	OPPONENT	YEAR	AVG
1.	3	187	vs. 260th Coast Artillery	1941	62.3
2.	3	181	vs. BYU	1992	60.3
3.	5	278	vs. Rice	2010	55.6
4.	3	155	at Louisiana-Lafayette	2008	51.7
5.	2	103	vs. San Diego State	1988	51.5
6.	3	154	vs. Hawaii	1994	51.3
7.	6	303	at Tulsa	2012	50.5
8.	7	352	at Wyoming	1975	50.3
9.	6	303	at Tulsa	2012	50.3
10.	5	251	at UAB	2010	50.2

SEASON

	PUNTS	YARDS	YEAR	AVG
1.	48	2,214	2011	46.13
2.	51	2,300	2010	45.10
3.	57	2,482	1992	43.54
4.	69	3,003	2015	43.52
5.	52	2,240	2009	43.08
6.	62	2,650	1967	42.74
7.	64	2,732	2004	42.69
8.	66	2,814	2012	42.64
9.	73	3,112	2003	42.63
10.	73	3,077	1940	42.15

PUNT RETURNS

PUNT RETURNS

Single Game: 10 (135) vs. Arizona State, 1947
 Season: 50 (517 yards), 1966

PUNT RETURN YARDAGE

Single Game: 159 (8) vs. Trinity, 1956
 Season: 597 (38), 1956

PUNT RETURN AVERAGE

Single Game: 35.5 (4/142) vs. New Mexico State, 1955
 Season: 20.0 (13/260), 2006

PUNT RETURNS

SINGLE GAME

	OPPONENT	YEAR	RET (YARDS)
1.	vs. Arizona State	1947	10 (135)
2.	vs. Sacramento State	2002	9 (67)
3.	vs. Trinity (Texas)	1956	8 (159)
4.	at BYU	1949	7 (131)
	vs. Texas Southern	2001	7 (125)
	vs. New Mexico State	1990	7 (32)
	vs. Texas Southern	2005	7 (129)
8.	vs. NM State	2016	6 (104)*

* Accomplished 12 times with last time showing.

SEASON

	YARDS	YPR	YEAR	RETURNS
1.	517	10.34	1966	50
2.	581	12.36	1967	47
3.	507	11.79	1947	43
4.	597	15.71	1956	38
	487	12.82	1965	38
6.	253	6.84	1969	37

PUNT RETURN YARDS

SINGLE GAME

	OPPONENT	YEAR	YARDS (RET)
1.	vs. Trinity (Texas)	1956	159 (8)
2.	vs. Sul Ross	1954	150 (5)
3.	vs. New Mexico State	1955	142 (4)
4.	vs. Arizona State	1947	135 (10)
5.	vs. New Mexico State	1948	133 (6)
6.	at BYU	1949	131 (7)
7.	vs. Texas Southern	2005	129 (7)
8.	at Drake	1947	126 (5)
9.	vs. Texas Southern	2001	125 (7)
10.	at Arizona State	2004	124 (5)

SEASON

	RETURNS	YPR	YEAR	YARDS
1.	38	15.71	1956	597
2.	34	17.47	1955	594
3.	47	12.36	1967	581
4.	50	10.34	1966	517
5.	43	11.79	1948	507
6.	38	12.82	1965	487

PUNT RETURN AVERAGE

SINGLE GAME

(minimum three attempts)

	RET.	YARDS	OPPONENT	YEAR	AVG
1.	4	142	vs. New Mexico State	1955	35.5
2.	5	150	vs. Sul Ross	1954	30.0
3.	3	87	vs. West Texas State	1955	29.0
4.	3	77	at Marshall	2010	25.7
5.	5	126	at Drake	1947	25.2
6.	5	124	at Arizona State	2004	24.8
7.	3	62	vs. Cal Poly	2003	20.7
	3	62	vs. East Carolina	2011	20.7
9.	5	103	vs. Midwestern	1953	20.6
10.	4	82	vs. Texas Tech	1955	20.5

SEASON

	RET	YARDS	YEAR	AVG
1.	13	260	2006	20.00
2.	34	594	1955	17.47
3.	11	186	1964	16.91
4.	38	597	1956	15.71
5.	28	432	1951	15.43
6.	25	365	1948	14.60

TEAM RECORDS

KICKOFF RETURNS

KICKOFF RETURNS

Single Game: 12 (231) at Tulsa, 2008
Season: 67 (1,365), 2008

KICKOFF RETURN YARDAGE

Single Game: 280 (10) vs. Colorado State, 1973
Season: 1,538 (60 returns), 2010

KICKOFF RETURN AVERAGE

Single Game: 41.6 (5/208) vs. San Jose State, 2001
Season: 25.63 (60/1,538), 2010

KICKOFF RETURNS

SINGLE GAME

	OPPONENT	YEAR	RET (YARDS)
1.	at Tulsa	2008	12 (231)
2.	vs. Hawaii	2001	11 (190)
	at East Carolina	2008	11 (199)
4.	vs. Colorado State	1973	10 (280)
	at Iowa	1986	10 (161)
	at Kent State	1985	10 (257)
	at Oklahoma	2002	10 (159)
	at Texas	2009	10 (199)
	at Arkansas	2010	10 (271)
	at Louisiana Tech	2014	10 (183)

SEASON

	YARDS	YPR	YEAR	RETURNS
1.	1,365	20.37	2008	67
2.	1,309	20.14	1973	65
	1,327	20.42	2007	65
4.	1,265	19.77	2002	64
5.	1,304	21.38	2009	61
6.	1,538	25.63	2010	60
7.	1,171	19.85	1993	59
8.	1,303	22.47	2001	58
9.	1,013	17.77	1986	57
10.	1,157	20.66	1995	56

KICKOFF RETURN YARDS

SINGLE GAME

	OPPONENT	YEAR	YARDS (RET)
1.	vs. Colorado State	1973	280 (10)
2.	at Arkansas	2010	271 (10)
3.	at Kent State	1985	257 (10)
4.	at USF	2011	251 (8)
5.	at San Diego State	1990	234 (9)
6.	at Tulsa	2008	231 (12)
7.	at Southern Miss	2012	222 (7)
8.	vs. Tulsa	1995	216 (7)
9.	at Rice	2011	212 (7)
10.	vs. San Jose State	2001	208 (5)

SEASON

	RETURNS	YPR	YEAR	YARDS
1.	60	25.63	2010	1,538
2.	67	20.37	2008	1,365
3.	65	20.42	2007	1,327
4.	65	20.14	1973	1,309
5.	61	21.38	2009	1,304
6.	33	22.47	2001	1,303
7.	49	26.35	2011	1,291
8.	64	19.77	2002	1,265
9.	53	23.02	2003	1,220
10.	59	19.85	1993	1,171

KICKOFF RETURN AVERAGE

SINGLE GAME (MINIMUM 3 RETURNS)

	RET.	YARDS	OPPONENT	YEAR	AVG
1.	3	132	vs. UTSA	2013	44.0
2.	5	208	vs. San Jose State	2001	41.6
3.	5	196	at New Mexico	1996	39.2
4.	3	113	vs. FIU	2013	37.7
5.	3	110	vs. New Mexico	1984	36.7
6.	3	108	vs. New Mexico State	1999	36.0
7.	3	103	vs. Tulsa	2001	34.3
8.	5	171	at North Carolina	1993	34.2
	5	171	at East Carolina	2012	34.2
10.	5	165	at Hardin-Simmons	1957	33.0

SEASON

	RET.	YARDS	YEAR	AVG
1.	30	819	1996	27.30
2.	49	1,291	2011	26.35
3.	60	1,538	2010	25.63
4.	18	449	1956	24.94
5.	46	1,130	2013	24.57
6.	29	707	1957	24.38
7.	46	1,096	2012	23.83
8.	53	1,220	2003	23.02
9.	28	633	1962	22.61
10.	58	1,303	2001	22.47

FIRST DOWNS

MOST FIRST DOWNS

Single Game: 38 vs. Northern Michigan, 1986
Season: 270, 2005

MOST RUSHING FIRST DOWNS

Single Game: 22 vs. New Mexico State
vs. Hardin-Simmons, 1948
Season: 147, 1948

MOST PASSING FIRST DOWNS

Single Game: 22 vs. Texas Tech, 2006
Season: 161, 2005

FEWEST FIRST DOWNS ALLOWED

Single Game: 2 (1/1/0) at UTSA, 2014
Season: 79 (50/28/1), 1947

MOST FIRST DOWNS

SINGLE GAME

	OPPONENT	YEAR	1ST DOWNS
1.	vs. Northern Michigan	1986	38
2.	vs. UAB	2009	36
3.	at Utah	1987	34
4.	at SMU	2007	32
5.	vs. East Carolina	2007	31
6.	vs. BYU	1977	30
	at New Mexico	1988	30
	at Fresno State	1999	30
	vs. Weber State	2004	30
	at Memphis	2005	30
	vs. UAB	2005	30
	vs. Houston	2011	30

TEAM RECORDS

SEASON	RUSH	PASS	PENALTY	YEAR	1ST DOWNS
1.	87	161	22	2005	270
2.	96	140	29	2010	265
3.	93	141	27	2009	261
4.	93	144	19	2007	256
5.	86	148	18	1986	252
6.	86	143	21	1999	250
7.	121	101	26	2003	248
8.	78	147	22	2008	247
9.	115	119	12	1988	246
10.	106	120	16	1995	242
	94	115	33	2000	242

MOST RUSHING FIRST DOWNS

SEASON	TOTAL	YEAR	1ST DOWN RUSH
1.	170	1948	147
2.	173	1949	146
3.	226	2014	138
4.	166	1956	132
	199	1976	132
6.	229	1992	130
7.	196	1984	125
8.	168	1954	123
9.	248	2003	121
10.	157	1950	120

MOST PASSING FIRST DOWNS

SEASON	TOTAL	YEAR	1ST DOWN PASSING
1.	270	2005	161
2.	212	2006	152
3.	252	1986	148
4.	247	2008	147
5.	256	2007	144
6.	250	1999	143
7.	261	2009	141
8.	265	2010	140
9.	190	1965	126
10.	214	1989	125

PENALTIES

MOST PENALTIES

Single Game: 22 (217), vs. BYU, 1981
 Season: 109 (864), 2003
 Per Game Average: 8.4 (109/864), 2003

MOST PENALTY YARDS

Single Game: 217 (22), vs. BYU, 1981
 Season: 864 (109), 2003
 Per Game Average: 73.5 (83/808), 1981

FEWEST PENALTIES

Single Game: 0 (0) vs. Hardin-Simmons, 1948;
 at North Texas, 1954;
 vs. North Texas, 1959;
 vs. Trinity, 1960;
 at Wyoming, 1965;
 at San Diego State, 2006
 Season: 22 (201), 1960
 Per Game Average: 2.2 (22/201), 1960

FEWEST PENALTY YARDS

Single Game: 0 (0), vs. Hardin-Simmons, 1948;
 at North Texas, 1954;
 vs. North Texas, 1959;
 vs. Trinity, 1960;
 at Wyoming, 1965;
 at San Deigo State, 2006
 Season: 201 (22), 1960
 Per Game Average: 20.1 (22/201), 1960

MOST OPPONENT PENALTIES

Single Game: 17 (122), at New Mexico, 2001
 Season: 110 (828), 1999; 110 (925), 2000
 Per Game Average: 9.2 (101/1,018), 1979

MOST OPPONENT PENALTY YARDS

Single Game: 163 (12), at New Mexico State, 1995
 Season: 1,018 (101), 1979
 Per Game Average: 92.5 (101/1,018), 1979

MOST PENALTIES

SINGLE GAME

	OPPONENT	YEAR	YDS	NO.
1.	vs. BYU	1981	217	22
2.	at Hawaii	1986	123	15
	at Rice	2005	155	15
4.	vs. New Mexico State	1949	170	14
	at New Mexico State	1980	123	14
	vs. San Jose State	2003	117	14
7.	vs. Hawaii	1949	95	13
	vs. Midwestern	1953	109	13
	at New Mexico State	1984	110	13
	at New Mexico	1986	103	13
	at Nevada	2000	131	13
	at Rice	2003	89	13
	vs. Kansas	2009	137	13
	at UTSA	2016	72	13

SEASON

	YDS	YEAR	NO.
1.	864	2003	109
2.	810	2009	92
3.	755	1983	89
	763	1986	89
5.	676	2001	88
6.	797	2007	86
7.	722	1982	85
8.	742	1984	84
	680	2000	84
	769	2005	84

MOST PENALTY YARDS

SINGLE GAME

	OPPONENT	YEAR	YDS	NO.
1.	vs. BYU	1981	22	217
2.	vs. New Mexico State	1949	14	170
3.	at Rice	2005	15	155
4.	at BYU	1978	12	143
5.	vs. Utah	1974	11	139
6.	at Texas-Arlington	1974	12	137
7.	vs. Kansas	2009	13	137
8.	vs. Northern Michigan	1986	12	134
9.	at Nevada	2000	13	131
10.	vs. New Mexico State	2012	12	129

TEAM RECORDS

SEASON	NO.	YEAR	YDS
1.	109	2003	864
2.	78	1976	836
3.	81	1980	824
4.	92	2009	810
5.	83	1981	808
6.	86	2007	797
7.	82	1978	786
8.	78	1949	778
9.	84	2005	769
10.	89	1986	763

TURNOVERS MOST FUMBLES

Single Game: 9, at Oklahoma State, 1977
Season: 43, 1952 & 1976

MOST FUMBLES LOST

Single Game: 7, at Utah, 1976
Season: 30, 1976

MOST INTERCEPTIONS THROWN

Single Game: 7, at Arizona, 1968 & at Utah, 1970
Season: 33, 1965

MOST TOTAL TURNOVERS

Single Game: 10, at Utah, 1970
Season: 55, 1965

MOST OPPONENT FUMBLES

Single Game: 11, at Wyoming, 1975
Season: 47, 1977

MOST OPPONENT FUMBLES LOST

Single Game: 6, at Oklahoma State, 1977
Season: 30, 1975

FUMBLES SINGLE GAME

	OPPONENT	YEAR	FL	FUM
1.	at Oklahoma State	1977	3	9
2.	at North Texas	1954	5	8
	at Arizona State	1958	4	8
	vs. Arizona State	1959	5	8
	vs. Arizona	1960	3	8

SEASON	FL	YEAR	FUM
1.	21	1952	43
	19	1959	43
	30	1976	43
4.	30	1954	42
5.	26	1955	41

FUMBLES LOST SINGLE GAME

	OPPONENT	YEAR	FUM	FL
1.	at Utah	1976	7	7
2.	vs. New Mexico	1949	7	6
	vs. New Mexico State	1955	6	6
4.	at North Texas	2015	6	5*

* Accomplished 13 times with last time showing.

SEASON	FUM	YEAR	FL
1.	42	1954	30
	43	1976	30
3.	41	1955	26
4.	34	1972	24
5.	30	1975	23

INTERCEPTIONS

SINGLE GAME	OPPONENT	YEAR	INT
1.	at Arizona	1968	7
	at Utah	1970	7
3.	at Cincinnati	1951	6
	at Hardin-Simmons	1951	6
	vs. BYU	1973	6

SEASON	YEAR	INT
1.	1965	33
2.	1969	29
	1977	29
4.	1941	27
	1973	27

TOTAL TURNOVERS

SINGLE GAME	OPPONENT	YEAR	INT	FUM	T/O
1.	at Utah	1970	3	7	10
2.	at New Mexico	1967	2	7	9
	vs. BYU	1973	3	6	9
	vs. BYU	1977	4	5	9

SEASON	INT	FUM	YEAR	T/O
1.	33	22	1965	55
2.	29	20	1977	49
3.	27	20	1941	47
4.	16	30	1976	46
5.	24	21	1978	45

TOTAL DEFENSE

FEWEST PLAYS ALLOWED
Single Game: 34, vs. New Mexico State, 1954
Season: 492, 1962

FEWEST PLAYS ALLOWED

SINGLE GAME	OPPONENT	YEAR	RUN	PASS	PLYS
1.	at New Mexico State	1954	31	3	34
2.	vs. Kansas State	1947	29	10	39
3.	vs. SMU	2006	23	20	43
4.	at New Mexico State	1976	34	10	44
5.	at BYU	1949	32	13	45
	at Trinity	1957	32	13	45
	vs. New Mexico State	1947	30	15	45
8.	at New Mexico State	1980	33	13	46
	at UTSA	2014	26	20	46
10.	vs. Eastern Illinois	1994	32	15	47

SEASON	RUN	PASS	YEAR	PLYS
1.	334	148	1947	482
2.	400	92	1962	492
3.	384	181	1953	515
4.	459	104	1953	563
5.	387	179	1948	566

TEAM RECORDS

FEWEST NET YARDS ALLOWED

Single Game: -10 vs. San Jose State, 1966

Season: 1,787, 1953

NET YARDS ALLOWED

SINGLE GAME

	OPPONENT	YEAR	RUN	PASS	YDS
1.	vs. San Jose State	1966	-106	96	-10
2.	at New Mexico	1955	-61	66	5
3.	at UTSA	2014	38	32	70
4.	vs. Sul Ross	1953	60	20	80
5.	at New Mexico State	1954	40	44	84
6.	vs. New Mexico State	1950	103	3	106
7.	vs. New Mexico State	1948	75	32	107
8.	vs. Mississippi	1967	38	71	109
9.	vs. Weber State	2004	34	78	112
10.	at Trinity	1957	69	44	113

SEASON

	YDS	RUN	PASS	YEAR	AVG
1.	1,787	1,107	680	1953	198.6
2.	1,951	1,079	872	1947	216.8
3.	2,260	1,163	1,097	1949	226.0
4.	2,337	1,889	438	1963	233.7
5.	2,341	1,603	738	1955	234.1
6.	2,397	1,455	1,142	1948	239.7
7.	2,502	728	1,769	1966	250.2
8.	2,533	1,617	916	1956	253.3
9.	2,376	1,871	505	1962	264.0
10.	2,702	2,071	631	1954	270.2

PASS DEFENSE

FEWEST PASSES ATTEMPTED

Single Game: 2, by Air Force, 1987

Season: 92, 1962

FEWEST PASSES COMPLETED

Single Game: 0, by Air Force, 1984

Season: 35, 1962; 35, 1963

FEWEST PASSING YARDS ALLOWED

Single Game: 0, by Air Force, 1984

Season: 438, 1963

FEWEST PASSING YARDS

SINGLE GAME

Since 1965

	OPPONENT	YEAR	CMP-ATT-INT	YDS
1.	vs. Air Force	1984	0-3-0	0
2.	vs. Colorado State	1979	1-5-0	8
3.	vs. Colorado State	1971	1-3-0	11
	vs. East Tennessee State	1975	1-13-2	11
5.	vs. Rice	1996	2-4-0	13
6.	at Air Force	1987	1-2-1	17
7.	at Colorado State	1976	3-6-0	19
	vs. Mankato State	1988	3-9-1	19
9.	at Wyoming	1975	2-6-0	22
10.	vs. Pacific	1972	3-7-0	23

FEWEST YARDS ALLOWED

SEASON

Since 1960

	YDS	CMP-ATT-INT	YEAR	AVG
1.	438	35-104-7	1963	43.8*
2.	505	35-92-9	1962	56.1
3.	935	65-157-15	1960	93.5
4.	1,117	69-137-10	1972	111.7
5.	1,343	89-186-7	1976	111.9
6.	1,189	60-127-6	1961	118.9
7.	1,285	97-263-11	1969	128.5
8.	1,516	132-270-23	1971	137.8
9.	1,422	82-165-7	1964	142.2
10.	1,575	100-200-10	1975	143.2

* NCAA Statistical Champion

MOST INTERCEPTIONS

Single Game: 7, vs. Pacific, 1971

Season: 24, 1966

INTERCEPTION RETURN YARDS

Single Game: 150, vs. West Texas State, 1965

Season: 422, 2007

INTERCEPTIONS

SINGLE GAME

	OPPONENT	YEAR	INT
1.	vs. Pacific	1971	7
2.	vs. San Diego State	1989	6
3.	vs. West Texas State	1965	5
	at West Texas State	1966	5
	at Arizona State	1967	5
	vs. Houston	2005	5
7.	vs. New Mexico	1966	4
	vs. Texas-Arlington	1966	4
	at BYU	1966	4
	vs. UC-Santa Barbara	1967	4
	at New Mexico	1967	4
	vs. New Mexico State	1968	4
	at Colorado State	1970	4
	vs. BYU	1985	4
	at New Mexico State	1986	4
	at New Mexico State	1988	4
	vs. Texas Southern	2007	4
	vs. East Carolina	2007	4
	vs. SMU	2008	4
	at Tulane	2011	4

SEASON

	YDS	YEAR	INT
1.	332	1966	24
2.	193	1971	23
3.	352	1988	22
4.	367	1965	21
	223	1967	21

TEAM RECORDS

INTERCEPTION RETURN YARDS

SINGLE GAME

	OPPONENT	YEAR	INT	YDS
1.	vs. West Texas State	1965	5	150
2.	at BYU	1996	3	134
3.	at West Texas State	1966	5	123
4.	at New Mexico	1967	4	115
5.	vs. Arizona	1939	3	114
6.	vs. New Mexico	1962	2	104
	vs. BYU	1985	4	104
8.	vs. Wichita	1939	3	103
9.	at Hawaii	1991	2	100
	at New Mexico State	2007	1	100
	at UCF	2007	1	100

SEASON

	INT	YEAR	YDS
1.	18	2007	422
2.	21	1965	367
3.	22	1988	352
4.	24	1966	332
5.	18	2004	295
6.	14	2005	285
7.	16	1955	273
8.	9	1962	246
	17	1980	246
10.	19	1989	232

DEFENSIVE PASS EFFICIENCY

SEASON

	YEAR	CMP	ATT	INT	TD	YDS	RATING
1.	1963	35	104	7	1	438	58.74
2.	1956	66	175	23	3	916	61.05
3.	1955	61	154	16	3	738	65.51
4.	1953	51	131	14	2	680	66.20
5.	1949	75	208	19	6	1097	71.61
6.	1946	48	125	15	3	805	76.42
7.	1962	35	92	9	4	505	78.93
8.	1965	145	347	21	12	1580	79.34
9.	1967	142	342	21	11	1679	81.09
10.	1969	97	263	11	10	1285	82.11

RUSH DEFENSE

FEWEST RUSHING ATTEMPTS

Single Game: 11, by Hawaii, 2003
Season: 92, 1962

FEWEST RUSHING YARDS ALLOWED

Single Game: -106, vs. San Jose State, 1966
Season: 728, 1966

FEWEST RUSHING ATTEMPTS

SINGLE GAME

	OPPONENT	YEAR	YDS	ATT
1.	at Hawaii	2003	37	11
2.	vs. Valdosta State	1995	35	13
3.	vs. Hawaii	2004	77	14
4.	vs. West Texas State	1965	25	15
5.	vs. Texas Tech	2006	103	18
6.	at San Jose State	1996	46	19
7.	at BYU	1984	227	20
	vs. BYU	1997	0	20
	vs. SMU	2008	64	20
10.	at Hawaii	1948	20	21
	at Texas Tech	2007	77	21
	vs. New Mexico State	2014	90	21
	at Western Kentucky	2014	64	21

FEWEST YARDS ALLOWED

SINGLE GAME

	OPPONENT	YEAR	ATT	YDS
1.	vs. San Jose State	1966	32	-106
2.	at New Mexico	1955	31	-61
3.	at New Mexico State	2005	24	-17
4.	at Arizona State	1966	50	-13
5.	vs. BYU	1997	20	0
6.	at Tulsa	2000	26	6
7.	at Northern Illinois	1996	24	11
8.	vs. West Virginia	1950	26	12
9.	at New Mexico State	2011	29	16
10.	vs. New Mexico	1989	28	23

MOST RUSHING ATTEMPTS

SINGLE GAME

	OPPONENT	YEAR	YDS	ATT
1.	at New Mexico	1971	518	90
2.	vs. Colorado State	1971	363	81
	vs. Air Force	1988	433	81
4.	at Abilene Christian	1951	314	80
5.	vs. Rice	2004	312	79
6.	at Arizona State	1977	413	78
7.	at Colorado State	1972	299	76
8.	at Oklahoma State	1977	477	74
9.	vs. New Mexico	1972	522	73
	at Rice	2001	293	73
	vs. Army	2016	426	73

MOST YARDS ALLOWED

SINGLE GAME

	OPPONENT	YEAR	ATT	YDS
1.	vs. New Mexico	1972	73	522
2.	at New Mexico	1971	90	518
3.	at Wyoming	1975	65	485
4.	vs. Arizona	1952	38	483
5.	vs. Arizona State	1973	52	482
6.	at Texas Tech	1954	45	480
7.	at Oklahoma State	1977	74	477
8.	at Colorado State	1978	72	475
	at TCU	1999	61	475
10.	at Idaho	1973	64	448

SCORING DEFENSE

SINGLE GAME

Fewest Points Allowed: 0 several times, last at UTSA, 2014

SEASON

Fewest Touchdowns Allowed: 10, 1956
Fewest Points Allowed: 65, 1956

THE MOST ONE-HALF . . .

Points: 43, vs. Northern Michigan, 1986

Points Allowed: 49, at Tulsa, 2008

TDs Passing: 5, Brooks Dawson at New Mexico, 1967

TDs Rushing: 4, Fred Wendt vs. NMSU, 1948

4, Howard Jackson vs. Sacramento State, 2002

4, Donald Buckram vs. Houston, 2009

First Downs: 19, vs. UAB, 2009

Rushing Yards: 207, Fred Wendt vs. NMSU, 1948

Passing Yards: 309, Billy Stevens vs. North Texas, 1965

MISCELLANEOUS

IN SEASON OPENERS

Overall: 43-51-5
 Home: 33-19-3
 Road: 10-32-2

YEAR	OPPONENT	RESULT
1914	vs. YMCA	W, 7-6
1915	vs. 20th Infantry	W, 42-6
1916	vs. El Paso High	L, 3-14
1917	at El Paso High	T, 0-0
1919	vs. Motor Transport	W, 32-0
1920	vs. Arizona	L, 7-60
1921	vs. Calamus Club	L, 0-21
1922	vs. Arizona	L, 0-18
1923	vs. 8th Cavalry	W, 20-0
1924	vs. Sul Ross State	W, 32-6
1925	at Sul Ross State	L, 7-31
1926	vs. Western New Mexico	W, 25-3
1927	vs. Arizona	L, 6-28
1928	vs. Western New Mexico	W, 68-0
1929	vs. New Mexico Mines	W, 46-0
1930	at Texas	L, 0-28
1931	vs. Wayland Baptist	W, 10-0
1932	vs. Wayland Baptist	W, 38-7
1933	at Texas	L, 6-22
1934	vs. Daniel Baker	W, 34-7
1935	at New Mexico	L, 0-20
1936	vs. West Texas State	L, 7-13
1937	at New Mexico State	L, 0-14
1938	vs. New Mexico Military	W, 26-0
1939	vs. Texas Tech	W, 7-2
1940	at Northern Arizona	W, 28-7
1941	vs. Louisiana Tech	T, 0-0
1942	at Louisiana Tech	L, 0-20
1946	vs. Drake	L, 2-7
1947	at Drake	W, 19-7
1948	vs. McMurry	W, 33-14
1949	at BYU	W, 47-6
1950	at Cincinnati	L, 0-32
1951	vs. North Texas	L, 0-33
1952	vs. North Texas	L, 14-27
1953	vs. Sul Ross State	W, 26-7
1954	vs. Sul Ross State	W, 35-14
1955	vs. North Texas	T, 7-7
1956	at Texas Tech	W, 17-13
1957	vs. North Texas	W, 14-13
1958	at North Texas	L, 8-26
1959	vs. University of Mexico	W, 43-8
1960	vs. Utah State	L, 7-20
1961	at Utah State	L, 6-21
1962	at North Texas	L, 6-19
1963	vs. North Texas	W, 34-7
1964	at North Texas	T, 0-0
1965	vs. North Texas	W, 61-15
1966	at Arizona State	L, 26-30
1967	vs. UC Santa Barbara	W, 50-14
1968	vs. UC Santa Barbara	T, 14-14
1969	vs. Pacific	W, 14-10
1970	vs. Pacific	L, 18-24
1971	vs. Texas-Arlington	W, 38-9
1972	vs. Lamar	L, 28-42
1973	at Idaho	L, 14-62
1974	vs. Pacific	L, 14-17
1975	at San Diego State	L, 10-31
1976	vs. Texas-Arlington	W, 38-15

YEAR	OPPONENT	RESULT
1977	vs. North Texas	L, 10-41
1978	at North Texas	L, 0-49
1979	at North Texas	L, 0-35
1980	at Texas Tech	L, 7-35
1981	vs. New Mexico State	L, 7-14
1982	at New Mexico State	W, 20-17
1983	vs. New Mexico State	W, 20-9
1984	at Texas A&M	L, 17-20
1985	at Air Force	L, 6-48
1986	vs. Northern Michigan	W, 64-29
1987	vs. New Mexico State	W, 31-0
1988	vs. Mankato State	W, 37-3
1989	vs. Tulsa	L, 14-23
1990	vs. BYU	L, 10-30
1991	vs. New Mexico	W, 35-19
1992	vs. BYU	L, 28-38
1993	at Arizona	L, 6-24
1994	at Wyoming	L, 13-36
1995	at New Mexico State	L, 17-45
1996	at Arizona	L, 3-23
1997	at LSU	L, 3-55
1998	at Texas Tech	L, 3-35
1999	vs. New Mexico	W, 13-10
2000	at Oklahoma	L, 14-55
2001	at New Mexico	L, 6-26
2002	vs. Sacramento State	W, 42-12
2003	at Arizona	L, 7-42
2004	at Arizona State	L, 9-41
2005	at New Mexico State	W, 34-17
2006	at San Diego State	W, 34-27
2007	vs. New Mexico	W, 10-6
2008	at Buffalo	L, 17-42
2009	vs. Buffalo	L, 17-23
2010	vs. Arkansas-Pine Bluff	W, 31-10
2011	vs. Stony Brook	W, 31-24 OT
2012	vs. Oklahoma	L, 7-24
2013	vs. New Mexico	L, 35-42
2014	at New Mexico	W, 31-24
2015	at Arkansas	L, 13-48
2016	vs. NM State	W, 38-22

IN HOME OPENERS

Overall: 59-34-4

YEAR	OPPONENT	RESULT
1914	vs. YMCA	W, 7-6
1916	vs. 20th Infantry	W, 42-6
1919	vs. Motor Transport	W, 32-0
1920	vs. Arizona	L, 7-60
1921	vs. Calamus Club	L, 0-21
1922	vs. Arizona	L, 0-18
1923	vs. 8th Cavalry	W, 20-0
1924	vs. Sul Ross State	W, 32-6
1925	vs. New Mexico	W, 19-2
1926	vs. Western New Mexico	W, 25-3
1927	vs. Arizona	L, 6-19
1928	vs. Western New Mexico	W, 68-0
1929	vs. New Mexico Mines	W, 46-0
1930	vs. Arizona State	W, 19-6
1931	vs. Wayland Baptist	W, 10-0
1932	vs. Wayland Baptist	W, 38-7
1933	vs. Howard Payne	L, 0-6
1934	vs. Daniel Baker	W, 34-7
1935	vs. St. Mary's	L, 0-38

YEAR	OPPONENT	RESULT
1936	vs. West Texas State	L, 7-13
1937	vs. West Texas State	W, 16-14
1938	vs. New Mexico Military	W, 26-0
1939	vs. Texas Tech	W, 7-2
1940	vs. North Dakota	W, 20-6
1941	vs. Louisiana Tech	T, 0-0
1942	vs. New Mexico	W, 7-0
1946	vs. Drake	L, 2-7
1947	vs. Kansas State	W, 20-6
1948	vs. McMurry	W, 33-14
1949	vs. John Carroll	W, 33-7
1950	vs. New Mexico State	W, 40-0
1951	vs. North Texas State	L, 10-33
1952	vs. Sul Ross State	W, 42-0
1953	vs. Sul Ross State	W, 26-7
1954	vs. Sul Ross State	W, 35-14
1955	vs. North Texas	T, 7-7
1956	vs. Abilene Christian	W, 20-0
1957	vs. North Texas	W, 14-13
1958	vs. New Mexico	W, 15-6
1959	vs. University of Mexico	W, 43-8
1960	vs. Utah State	L, 7-20
1961	vs. West Texas State	L, 27-56
1962	vs. New Mexico	W, 16-14
1963	vs. North Texas	W, 34-7
1964	vs. BYU	T, 18-18
1965	vs. North Texas	W, 61-15
1966	vs. New Mexico	W, 51-3
1967	vs. UC Santa Barbara	W, 50-14
1968	vs. UC Santa Barbara	T, 14-14
1969	vs. Pacific	W, 14-10
1970	vs. Pacific	L, 18-24
1971	vs. Texas-Arlington	W, 38-9
1972	vs. Lamar	L, 28-42
1973	vs. Pacific	L, 9-34
1974	vs. Pacific	L, 14-17
1975	vs. New Mexico State	L, 24-31
1976	vs. Texas-Arlington	W, 38-15
1977	vs. North Texas	L, 10-41
1978	vs. Air Force	L, 25-34
1979	vs. Pacific	W, 31-7
1980	vs. North Texas	L, 15-35
1981	vs. New Mexico State	L, 7-14
1982	vs. SMU	L, 10-31
1983	vs. New Mexico State	W, 20-9
1984	vs. Idaho State	W, 16-14
1985	vs. New Mexico State	L, 20-22
1986	vs. Northern Michigan	W, 64-29
1987	vs. New Mexico State	W, 31-0
1988	vs. Mankato State	W, 37-3
1989	vs. Tulsa	L, 14-23
1990	vs. BYU	L, 10-30
1991	vs. New Mexico	W, 35-19
1992	vs. BYU	L, 28-38
1993	vs. UNLV	W, 41-24
1994	vs. Eastern Illinois	W, 22-20
1995	vs. Valdosta State	W, 34-24
1996	vs. New Mexico State	W, 14-7
1997	vs. New Mexico	L, 20-38
1998	vs. Oregon	L, 26-33
1999	vs. New Mexico	W, 13-10
2000	vs. SMU	W, 37-20
2001	vs. Texas Southern	W, 52-6

MISCELLANEOUS

YEAR	OPPONENT	RESULT
2002	vs. Sacramento State	W, 42-12
2003	vs. Cal Poly	L, 13-34
2004	vs. Weber State	W, 32-0
2005	vs. Houston	W, 44-41 2OT
2006	vs. Texas Tech	L, 35-38 OT
2007	vs. New Mexico	W, 10-6
2008	vs. Texas	L, 13-42
2009	vs. Buffalo	L, 17-23
2010	vs. Arkansas-Pine Bluff	W, 31-10
2011	vs. Stony Brook	W, 31-24 OT
2012	vs. Oklahoma	L, 7-24
2013	vs. New Mexico	L, 35-42
2014	vs. Texas Tech	L, 26-30
2015	vs. Incarnate Word	W, 27-17
2016	vs. NM State	W, 38-22

IN HOMECOMING GAMES

Overall: 38-46-1

YEAR	OPPONENT	RESULT
1929	vs. New Mexico State	W, 8-0
1930	vs. New Mexico Military	W, 27-7
1931	vs. New Mexico State	W, 20-0
1932	vs. St. Edward's	W, 27-13
1933	vs. New Mexico State	W, 9-0
1934	vs. New Mexico	L, 15-21
1935	vs. Western New Mexico	W, 9-7
1936	vs. Arizona State	L, 0-19
1937	vs. Sul Ross State	W, 34-20
1938	vs. Arizona State	W, 14-6
1939	vs. Arizona	W, 14-6
1940	vs. New Mexico State	W, 40-26
1941	vs. Northern Arizona	W, 23-20
1942	vs. New Mexico State	W, 61-6
1946	vs. New Mexico State	L, 7-14
1947	vs. New Mexico State	W, 26-0
1948	vs. Hardin-Simmons	T, 27-27
1949	vs. Texas Tech	L, 0-13
1950	vs. Hardin-Simmons	W, 21-20
1951	vs. Texas Tech	L, 7-27
1952	vs. Arizona	L, 7-55
1953	vs. New Mexico State	W, 39-0
1954	vs. Hardin-Simmons	W, 20-7
1955	vs. Arizona State	L, 13-20
1956	vs. Hardin-Simmons	W, 51-13
1957	vs. Arizona State	L, 7-43
1958	vs. Hardin-Simmons	L, 6-14
1959	vs. New Mexico State	W, 20-15
1960	vs. Hardin-Simmons	W, 45-6
1961	vs. Arizona State	L, 28-48
1962	vs. Arizona	L, 0-7
1963	vs. Texas Tech	L, 3-7
1964	vs. New Mexico	L, 12-20
1965	vs. Colorado State	W, 35-10
1966	vs. Wyoming	L, 7-31
1967	vs. New Mexico State	W, 46-24
1968	vs. Wyoming	L, 19-26
1969	vs. Arizona State	L, 19-42
1970	vs. Arizona	W, 33-17
1971	vs. Utah	L, 10-32
1972	vs. New Mexico	L, 7-56
1973	vs. Colorado State	L, 24-76
1974	vs. Wyoming	W, 35-13
1975	vs. Arizona	L, 0-36

YEAR	OPPONENT	RESULT
1976	vs. Arizona State	L, 6-23
1977	vs. New Mexico State	W, 23-21
1978	vs. New Mexico	L, 0-21
1979	vs. Hawaii	L, 12-27
1980	vs. New Mexico	L, 21-22
1981	vs. Hawaii	L, 7-35
1982	vs. Air Force	L, 7-35
1983	vs. Colorado State	L, 15-31
1984	vs. Hawaii	L, 20-24
1985	vs. Hawaii	L, 7-23
1986	vs. San Diego State	L, 10-15
1987	vs. Lamar	W, 38-14
1988	vs. Colorado State	W, 34-14
1989	vs. Colorado State	L, 0-52
1990	vs. Hawaii	W, 12-10
1991	vs. Colorado State	L, 18-23
1992	vs. Air Force	L, 22-28
1993	vs. Utah	L, 29-45
1994	vs. BYU	L, 28-34
1995	vs. Tulsa	L, 28-38
1996	vs. Rice	L, 21-48
1997	vs. San Jose State	W, 7-10
1998	vs. San Jose State	W, 28-21
1999	vs. SMU	W, 42-28
2000	vs. Fresno State	W, 23-13
2001	vs. San Jose State	L, 28-40
2002	vs. Rice	W, 38-35
2003	vs. Louisiana Tech	L, 35-38
2004	vs. Hawaii	W, 51-20
2005	vs. Marshall	W, 31-3
2006	vs. Rice	L, 31-37
2007	vs. East Carolina	L, 42-45 (OT)
2008	vs. Tulane	W, 24-21
2009	vs. Houston	W, 58-41
2010	vs. Rice	W, 44-24
2011	vs. Colorado State	W, 31-17
2012	vs. Tulane	W, 24-20
2013	vs. Louisiana Tech	L, 35-38
2014	vs. Old Dominion	W, 42-35
2015	vs. UTSA	L, 6-25
2016	vs. ODU	L, 21-31

UTEP VS. THE ASSOCIATED PRESS TOP 25

Overall: 4-54 (HOME 3-18, AWAY 1-35)

YEAR	OPPONENT	RESULT
Jan. 1, 1957	vs. 16 George Washington	L, 0-13
Nov. 26, 1960	at 15 New Mexico State	L, 15-27
Nov. 13, 1967	vs. 6 Wyoming	L, 19-21
Sept. 28, 1968	at 17 Arizona State	L, 19-31
Nov. 16, 1968	vs. 20 Wyoming	L, 19-26
Oct. 11, 1969	at 18 Wyoming	L, 9-37
Oct. 24, 1970	vs. 12 Arizona State	L, 13-42
Oct. 2, 1971	at 13 Arizona State	L, 7-24
Nov. 17, 1973	vs. 13 Arizona State	L, 13-54
Oct. 5, 1974	at 12 Arizona	L, 13-42
Nov. 2, 1974	at 14 Arizona State	W, 31-27
Oct. 11, 1975	vs. 17 Arizona	L, 0-36
Oct. 25, 1975	at 11 Arizona State	L, 6-24
Nov. 26, 1977	vs. 18 BYU	L, 19-68
Nov. 1, 1980	at 17 BYU	L, 7-83
Sept. 19, 1981	vs. 13 BYU	L, 8-65
Sept. 11, 1982	at 2 Washington	L, 0-55
Sept. 18, 1982	vs. 6 SMU	L, 10-31
Oct. 16, 1982	at 10 Arizona State	L, 6-37
Nov. 5, 1983	vs. 12 BYU	L, 9-31
Nov. 3, 1984	at 4 BYU	L, 9-42
Sept. 7, 1985	at 3 SMU	L, 23-35
Oct. 26, 1985	vs. 7 BYU	W, 23-16
Sept. 27, 1986	at 15 Iowa	L, 7-69
Oct. 3, 1987	at 13 Arizona State	L, 16-35
Nov. 5, 1988	at 10 Wyoming	L, 6-51
Sept. 30, 1989	at 8 Arkansas	L, 7-39
Oct. 21, 1989	at 21 BYU	L, 24-49
Oct. 3, 1990	vs. 16 BYU	L, 10-30
Sept. 15, 1990	at 7 Tennessee	L, 0-56
Nov. 28, 1992	vs. 25 Fresno State	L, 18-43
Sept. 4, 1993	at 14 Arizona	L, 6-24
Oct. 2, 1993	at 16 North Carolina	L, 39-45
Oct. 15, 1994	at 15 Colorado State	L, 9-47
Oct. 29, 1994	at 12 Utah	L, 7-52
Nov. 2, 1996	at 13 BYU	L, 10-69
Sept. 6, 1997	at 10 LSU	L, 3-55
Nov. 1, 1997	vs. 25 BYU	W, 14-3
Sept. 12, 1998	vs. 24 Oregon	L, 26-33
Sept. 18, 1999	at 16 Kansas State	L, 7-40
Sept. 2, 2000	at 19 Oklahoma	L, 14-55
Nov. 18, 2000	at 15 TCU	L, 14-47
Sept. 14, 2002	at 3 Oklahoma	L, 0-68
Nov. 15, 2003	at 24 Boise State	L, 21-51
Sept. 18, 2004	vs. 23 Boise State	L, 31-47
Sept. 9, 2006	vs. 24 Texas Tech	L, 35-38 OT
Sept. 6, 2008	vs. 10 Texas	L, 13-42
Sept. 12, 2009	vs. 24 Kansas	L, 7-34
Sept. 26, 2009	at 2 Texas	L, 7-64
Oct. 3, 2009	vs. 12 Houston	W, 58-41
Nov. 13, 2010	at 14 Arkansas	L, 21-58
Sept. 24, 2011	at 18 USF	L, 24-52
Sept. 1, 2012	vs. 4 Oklahoma	L, 7-24
Nov. 2, 2012	at 12 Texas A&M	L, 7-57
Sept. 27, 2014	at 25 Kansas State	L, 28-58
Sept. 5, 2015	at 18 Arkansas	L, 13-48
Sept. 10, 2016	at 11 Texas	L, 7-41

SUN BOWL HIGHLIGHTS

SEPT. 21, 1963

Larry Durham ran 54 yards for a touchdown on the game's first play from scrimmage in the inaugural game in the Sun Bowl. The Miners defeated North Texas State 34-7.

OCT. 15, 1966

The Miners' 68 points in a 68-21 win over Texas-Arlington marked the most-ever scored in the Sun Bowl.

NOV. 18, 1967

For the first time in school history the Miners faced a nationally-ranked team, as UTEP hosted sixth-ranked Wyoming. The game featured the first sellout in school history, as 35,023 fans packed a Sun Bowl that seated just 30,000 fans. UTEP took a 13-3 halftime lead before Wyoming stormed back. With seconds remaining, UTEP's Jerry Waddles attempted a 44-yard field goal that went just wide, giving the No. 4 Cowboys a 21-19 win over the Miners.

SEPT. 21, 1968

UTEP played its first game as a member of the Western Athletic Conference and walked off the field with a huge 44-15 triumph over New Mexico. Brooks Dawson led the way with 196 passing yards and two touchdowns, and Jeff White added two rushing scores.

SEPT. 21, 1974

UTEP snapped a 13-game losing streak with a 34-7 win against Utah.

SEPT. 20, 1975

The lowest-scoring game in Sun Bowl history showed UTEP beating East Tennessee State, 6-3.

OCT. 26, 1985

Defending national champion BYU, with a 24-game WAC winning streak, was derailed by the Miners, 23-16. UTEP defensive back Danny Taylor made the game's big play, a 100-yard interception return for a second quarter score that broke a 10-10 tie. The win was UTEP's lone triumph in a 1-10 season.

NOV. 12, 1988

UTEP's 51-point margin of victory against San Diego State in a 58-7 contest was the largest-ever for the Miners in the Sun Bowl.

NOV. 19, 1988

UTEP edged Air Force, 31-24, earning the school its 10th win and a trip to the Independence Bowl in Shreveport, La. UTEP was led by Academic All-American quarterback Pat Hegarty and former Dallas Cowboy Tony Tolbert.

NOV. 12, 1994

With an overtime tiebreaker now in effect, the Miners played what could very well be the last tie game in school history as UTEP and Fresno State battled to a 30-30 deadlock.

NOV. 1, 1997

The Miners upset 25th-ranked BYU, 14-3. Ecstatic Miner fans made ESPN highlights by tearing down the south goal posts, carrying them up through the stands, and depositing them into the base of the mountain. It was the first time in 138 games that BYU was held without a touchdown.

SEPT. 25, 1999

Before a sellout crowd of 52,247 – at the time the largest audience ever to witness a football game at the Sun Bowl – UTEP routed rival New Mexico State 54-23. The Miners scored the last 24 points of the contest after the Aggies closed to within 30-23 with 5:47 to go in the third quarter. Paul Smith rushed for 187 yards for UTEP, which had 505 yards of total offense.

OCT. 21, 2000

With first place on the line in the WAC, UTEP scored 23 unanswered points to start the game, rolling to a 23-13 win over Fresno State before 52,085 fans. It marked the third sellout in school history and the second in as many years. QB Rocky Perez completed 20 of 29 passes for 212 yards and one touchdown to lead the way.

NOV. 11, 2000

The largest crowd to ever witness a football game in the Sun Bowl (53,304) saw the Miners clinch a share of the WAC title with a 38-21 win over Rice in the season finale. Fans not only tore down the south goal posts, as they did in 1997 after UTEP upset BYU, but they tore down both sets, depositing the remains over the east stands of the stadium. Pacing UTEP in the win was QB Rocky Perez, who completed 20 of 29 passes for a career-high 320 yards and three touchdowns. TE Brian Natkin and WR Lee Mays each had stellar outings. Natkin hauled in eight passes for a career-best 110 yards, while Mays caught five passes for 111 yards and three touchdowns.

OCT. 19, 2002

Miner fans went home happy on Homecoming after Keith Robinson boomed a school-record 59-yard field goal to beat Rice, 38-35. UTEP had to erase a 21-7 deficit to nip the Owls. After Rice's Kyle Herm hit Marcus Battle for an 18-yard touchdown to knot the contest at 35 late in the fourth quarter, Robinson split the uprights with 11 seconds remaining. Omar Duarte threw for 128 yards and two touchdowns in a relief role to spark the Miner comeback.

NOV. 13, 2004

UTEP and Rice provided another thrilling ball game for football fans in El Paso. A loyal crowd of 43,507 braved the cold and hard-driving rain to watch the Miners hang on for a 35-28 double-overtime victory over the Owls. Two safeties for Rice over the final 5:20 of regulation sent the game into the first overtime. After a three-yard TD pass from Jordan Palmer to Casey Mauch tied the game at 28 in the first overtime, Palmer connected with Johnnie Lee Higgins, Jr. on the very next play -- the first play of the second overtime -- for a 25-yard touchdown. Rice took its turn on offense. A fourth-down pass interference call on UTEP kept the Owls' drive alive. Then a UTEP face mask penalty gave Rice four downs from the Miner one-yard line. However, on first down UTEP's Quintin Demps stripped the ball from Rice running back Ed Bailey. Robert Rodriguez pounced on the ball to secure the win for the Miners.

OCT. 6, 2007

The Miners had to overcome a pair of nine-point second-half deficits on their way to a 48-47 conquest of eventual Conference USA Western Division champion Tulsa. UTEP trailed 30-21 early in the third quarter and 37-28 early in the fourth quarter. After quarterback Paul Smith put the Golden Hurricane ahead 47-41 on a one-yard touchdown run with 4:34 to go, the Miners marched 76 yards on 11 plays for

the winning score. UTEP's Trevor Vittatoe connected with Joe West on a 14-yard touchdown pass with 58 seconds remaining for the 48-47 lead. Tulsa drove to the Miner 36-yard line in the final seconds, but Jarod Tracy's 53-yard field goal was wide left as time expired.

SEPT. 6, 2008

A record crowd of 53,415 packed the Sun Bowl for the first-ever El Paso meeting between the Miners and Texas. The game had sold out weeks in advance, and fans began tailgating early in the morning in anticipation of the first matchup between the schools since 1933. The Miners were within striking distance of the heavily-favored Longhorns until UT exploded for 14 points in the first two minutes of the fourth quarter on its way to a 42-13 victory.

OCT. 3, 2009

UTEP was coming off a 64-7 loss at second-ranked Texas, and was a heavy underdog to a Houston team that had zipped out to a 3-0 start. But the Miners dominated the Cougars after falling behind 10-0 midway through the first quarter. With Donald Buckram rushing for 262 yards -- the second-top total in school history -- UTEP scored 55 points over the final three quarters and blitzed the 12th-ranked Cougars, 58-41. It was the Miners' first win over a ranked opponent in 12 years.

OCT. 21, 2009

The Miners appeared to be on life support, trailing visiting Tulsa 24-13 and being forced to punt with 10 minutes to play. However, in one of the most improbable rallies in school history, UTEP put together scoring drives of 61 and 54 yards over the final eight and a half minutes to edge the Golden Hurricane, 28-24. Donald Buckram rushed for 76 of his 165 yards in the fourth quarter and scored both of the Miners' touchdowns in the period.

NOV. 6, 2010

With bowl eligibility on the line, UTEP put together its most complete performance of the season, knocking off eventual Conference USA Western Division champion SMU 28-14. The Miners jumped out to first half leads of 14-0 and 21-7 and kept the Mustangs at bay, limiting them to 359 yards. Trevor Vittatoe threw for three touchdowns for UTEP in a game where neither team committed a turnover.

NOV. 29, 2014

Jameel Erving made a spectacular interception of quarterback Austin Grammer with Middle Tennessee knocking on the door of scoring a game-winning touchdown, preserving the Miners' 24-21 victory and sending UTEP to a bowl game for the first time in five years. The Miners clinched a winning record for the first time since 2005.

NOV. 26, 2016

Aaron Jones became only the second player in UTEP history to rush for 300 yards in a game, as he torched North Texas for 301 yards in a 52-24 drubbing of the Mean Green. Jones, who established UTEP season (1,773 yards) and career (4,114 yards) rushing records, scored on touchdown runs of 83, 48, 58 and three yards versus North Texas. The 301 rushing yards were the most by a Miner since 1948.

SUN BOWL HIGHLIGHTS

UTEP GAMES ONLY SEASON

Most Points: 253 (2004)
Fewest Points: 38 (1964)
Most Opponent Points: 303 (1977)
Fewest Opponent Points: 83 (1967)

SINGLE GAME

Most Points: 68, vs. Texas-Arlington, 1966
Most Opponent Points: 69, by San Jose State, 2003
Most Combined Points: 110, (San Jose State 69, UTEP 41), 2003
Widest Margin of Victory: 51, (UTEP 58, San Diego State 7), 1988
Widest Margin of Defeat: 57, (BYU 65, UTEP 8), 1981

RUSHING RECORDS ATTEMPTS

UTEP: 38, Toraino Singleton vs. Eastern Illinois, 1994
Opponent: 45, Chance Kretschmer, Nevada, 2001

YARDAGE

UTEP: 301, Aaron Jones vs. North Texas, 2016
Opponent: 327, Chance Kretschmer, Nevada, 2001

TDs

UTEP: 4, John Harvey vs. Weber State, 1988
4, Howard Jackson vs. Sacramento State, 2002
4, Donald Buckram vs. Houston, 2009
4, Aaron Jones vs. North Texas, 2016
Opponent: 6, Chance Kretschmer, Nevada, 2001

PASSING RECORDS ATTEMPTS

UTEP: 65, Brooks Dawson vs. UC Santa Barbara, 1968
Opponent: 73, Chase Holbrook, NMSU, 2006

COMPLETIONS

UTEP: 38, Trevor Vittatoe vs. East Carolina, 2007
Opponent: 48, Chase Holbrook, NMSU, 2006

YARDAGE

UTEP: 517, Trevor Vittatoe vs. Marshall, 2009
Opponent: 543, Scott Rislov, San Jose State, 2003

TDs

UTEP: 7, Sammy Garza vs. Northern Michigan, 1986
Opponent: 7, Scott Rislov, San Jose State, 2003

RECEIVING RECORDS RECEPTIONS

UTEP: 17, Chuck Hughes vs. Arizona State, 1965
Opponent: 12, Mike Jones, Wyoming, 1993
12, James Casey, Rice, 2008

YARDAGE

UTEP: 349, Chuck Hughes vs. North Texas State, 1965
Opponent: 228, Barry Moore, North Texas State, 1968

TDs

UTEP: 4, Volley Murphy vs. BYU, 1967
Opponent: 3, Barry Moore, North Texas State, 1968
3, Joe Hughes, Wyoming, 1993
3, Courtney Anderson, San Jose State, 2003
3, Reggie Lindsey, UAB, 2005
3, Marcus Anderson, New Mexico State, 2008
3, James Casey, Rice, 2008
3, Bradley Marquez, Texas Tech, 2014

SCORING POINTS

UTEP: 30, John Harvey vs. Weber State, 1988
Opponent: 36, Chance Kretschmer, Nevada, 2001

PAT

UTEP: 7, Chris Jacke vs. San Diego State, 1988
7, Reagan Schneider vs. SMU, 2004
7, Jose Martinez vs. Texas Southern, 2007
7, Jose Martinez vs. UCF, 2008
7, Jay Mattox vs. North Texas, 2016
Opponent: 8, Justin Estes, Southern Miss, 2007

PAT ATTEMPTS

UTEP: 7, Chris Jacke vs. San Diego State, 1988
7, Ricky Bishop vs. New Mexico State, 1999
7, Reagan Schneider vs. SMU, 2004
7, Jose Martinez vs. Texas Southern, 2007
7, Jay Mattox vs. North Texas, 2016
Opponent: 8, Nick Calalaycay, Boise State, 2002
8, Justin Estes, Southern Miss, 2007

FG MADE

UTEP: 5, Reagan Schneider vs. Houston, 2005
5, Jose Martinez vs. East Carolina, 2007
5, Jose Martinez vs. UCF, 2008
Opponent: 3, Leonard Chitty, BYU, 1987
3, Daniel Hernandez, SMU, 1996
3, Alex Trlica, Texas Tech, 2006
3, Ben Hartman, East Carolina, 2007

FG ATTEMPTED

UTEP: 6, Reagan Schneider vs. Houston, 2005
Opponent: 5, Alex Trlica, Texas Tech, 2006

KICK SCORING

UTEP: 18, Reagan Schneider vs. Houston, 2005
18, Jose Martinez vs. East Carolina, 2007
Opponent: 13, Ben Hartman, East Carolina, 2007

PUNTING RECORDS

UTEP: 13, Lonnie Crittendon vs. Wyoming, 1972
Opponent: 10, Tom Templer, Colorado State, 1979
10, Wyatt Kennah, Weber State, 2004
10, Kyle Watson, Texas Southern, 2005

YARDAGE

UTEP: 443, Greg Hiett vs. Kansas, 2009
Opponent: 450, Kyle Watson, Texas Southern, 2005

AVERAGE

UTEP: 60.3, Ed Bunn vs. BYU, 1992
Opponent: 53.0, Alex Reyes, Texas Tech, 2006

KICKOFF RETURN RECORDS

UTEP: 7, Ray Holt vs. Wyoming, 1978
Opponent: 6, Bill Matthews, Texas-Arlington, 1966

YARDAGE

UTEP: 170, Cedric Johnson vs. Tulsa, 1995
Opponent: 210, Jeremy Eddington, Rice, 2012

PUNT RETURN RECORDS

UTEP: 7, Luther Johnson vs. New Mexico State, 1987
7, Jahmal Fenner vs. Sacramento State, 2002
Opponent: 8, Billy Gonzalez, Colorado State, 1989

YARDAGE

UTEP: 117, Charlie West vs. Colorado State, 1967
Opponent: 169, Cody Cardwell, SMU, 2002

INTERCEPTION RECORDS

UTEP: 4, Charlie West vs. West Texas State, 1965
Opponent: 3, Rory Palmore, New Mexico State, 1977
3, Abraham Elimimian, Hawaii, 2004

YARDAGE

UTEP: 104, Danny Taylor vs. BYU, 1985
Opponent: 99, Marquis Coleman, UAB, 2009

SUN BOWL RECORDS

DISTANCE RECORDS

Touchdown Run: 90 yards by Willie Fuller, UTEP vs. Utah, 10/1/88
 Longest Run, No TD: 78 yards by Kim Jones, Colorado State, 10/27/73
 78 yards by Howard Jackson, UTEP vs. SJSU, 11/8/03
 Touchdown Pass: 87 yards by Orlando Cruz, UTEP to Johnnie Lee Higgins, Jr. vs. Louisiana Tech, 10/11/03
 Punt Return: 93 yards by Reggie Matthews, UTEP vs. San Jose State, 10/22/66
 93 yards by Reggie Matthews, UTEP vs. UC Santa Barbara, 9/16/67
 Kickoff Return: 100 yards by Howard Jackson, UTEP vs. Nevada, 11/24/01
 100 yards by Autrey Golden, UTEP vs. UTSA, 9/21/13
 100 yards by Autrey Golden, UTEP vs. Tulsa, 10/21/13
 100 yards by Williard Howell, Pacific, 9/15/73
 Interception Return: 100 yards by Danny Taylor, UTEP vs. BYU, 10/26/85
 Fumble Return: 97 yards by Jacoby Rhinehart, SMU, 11/9/96
 Field Goal: 64 yards by Jose Martinez, UTEP vs. UCF, 9/27/08

SUN BOWL FACTS

The Sun Bowl was completed for the start of the 1963 season and on the opening play from scrimmage, UTEP back Larry Durham broke away for a 54-yard touchdown against North Texas State. The facility was originally designed to hold 30,000 spectators. The second deck on the press box was completed in 1969, and in 1982 extra seating was added. The present seating capacity is 51,500. New scoreboards and a video board were added in 2014, and a FieldTurf Classic HD CoolPlay surface was installed for the 2015 season.

SUN BOWL STATS

First Game: Sept. 21, 1963 (UTEP 34, North Texas 7)
 Current Capacity: 51,500
 Largest Crowd: 53,415 vs. Texas (2008)
 Highest Attendance: 287,394 (2005)
 Best Single Season Average: 47,899 (2005)
 Number of Games: 307
 Record: 136-169-3
 Most Wins One Year: 6 (1965, 1988)
 Most Losses One Year: 7 (1973)
 Seasons without a win: 4 (1964, 1973, 1980, 1992)
 Seasons without a loss: 2 (1988, 2000)
 Consecutive winning seasons: 3 (1965-67) (1986-88)
 Consecutive losing seasons: 14 (1972-1985)
 Consecutive wins: 9 (2004-2005)
 Consecutive losses: 9 (1972-74, 1978-91, 1991-92)
 Last tie game: Nov. 12, 1994; UTEP 30, Fresno State 30
 Most Points – Season: 253 (2004)
 Most Points – Game: 68, vs. Texas-Arlington (1966)

LARGEST SUN BOWL CROWDS

ATT.	DATE	OPPONENT	RESULT
53,415	9/6/08	Texas	L, 13-42
53,304	11/11/00	Rice	W, 38-21
52,247	9/25/99	New Mexico State	W, 54-23
52,085	10/21/00	Fresno State	W, 23-13
51,827	9/9/2006	Texas Tech	L, 35-38 (ot)
51,500	10/22/05	Marshall	W, 31-3
51,500	9/30/06	New Mexico State	W, 44-38
50,425	9/24/05	New Mexico	W, 21-13
50,068	9/30/00	New Mexico State	W, 41-31
49,481	10/17/87	Lamar	W, 38-14
49,160	11/5/05	Tulsa	W, 41-38
47,967	11/19/05	UAB	L, 23-35
47,910	11/14/87	BYU	L, 24-37
46,921	9/26/87	Hawaii	W, 37-13
46,905	9/5/92	BYU	L, 28-38
46,123	10/2/04	New Mexico State	W, 45-0
45,819	9/6/87	New Mexico State	W, 31-0
45,558	9/16/05	Houston	W, 44-41 (ot)
45,187	10/15/88	Colorado State	W, 34-14

ATT.	DATE	OPPONENT	RESULT
45,095	11/20/04	SMU	W, 57-27
44,381	10/16/04	Hawaii	W, 51-20
43,507	11/13/04	Rice	W, 35-28 (2ot)
43,326	9/1/07	New Mexico	W, 10-6
42,930	9/20/08	New Mexico State	L, 33-34
42,784	11/12/05	Texas Southern	W, 45-0
42,685	11/4/06	Rice	L, 31-37
42,385	9/6/86	Air Force	L, 21-23
41,365	10/13/07	East Carolina	L, 42-45 (ot)
41,258	10/7/06	SMU	W, 24-21
41,136	9/4/99	New Mexico	W, 13-10
40,578	10/1/88	Utah	W, 38-28
40,319	8/31/91	New Mexico	W, 35-18
40,260	9/17/94	New Mexico State	L, 22-23

UTEP SUN BOWL ATTENDANCE

YEAR	GAMES	RECORD	ATTENDANCE	AVERAGE
1963	6	3-3-0	92,020	15,336
1964	5	0-4-1	50,334	10,066
1965	7	6-1-0	158,783	22,683
1966	6	5-1-0	159,562	26,594
1967	6	5-1-0	175,855	29,309
1968	7	3-3-1	156,621	22,374
1969	6	2-4-0	114,494	19,082
1970	6	3-3-0	98,900	16,483
1971	7	3-4-0	93,373	13,393
1972	6	2-4-0	53,377	8,896
1973	7	0-7-0	60,705	8,672
1974	5	2-3-0	96,895	19,373
1975	5	1-4-0	64,250	12,850
1976	5	1-4-0	64,600	12,920
1977	5	1-4-0	72,975	14,595
1978	5	1-4-0	87,150	17,430
1979	5	2-3-0	134,332	26,866
1980	5	0-5-0	62,792	12,558
1981	6	1-5-0	81,734	13,622
1982	6	1-5-0	136,608	22,768
1983	7	2-5-0	143,681	20,526
1984	5	2-3-0	97,163	19,433
1985	4	1-3-0	61,841	20,614
1986	5	3-2-0	136,038	27,208
1987	6	4-2-0	252,513	42,086
1988	6	6-0-0	215,850	35,975
1989	6	1-5-0	163,140	27,190
1990	6	3-3-0	142,853	23,809
1991	6	2-4-0	176,155	29,359
1992	5	0-5-0	150,653	30,131
1993	5	1-4-0	133,886	26,777
1994	5	2-2-1	143,210	28,642
1995	6	2-4-0	126,862	21,144
1996	5	1-4-0	108,144	21,629
1997	5	3-2-0	102,421	20,484
1998	5	2-3-0	100,723	20,145
1999	5	4-1-0	182,274	36,455
2000	5	5-0-0	223,577	44,715
2001	5	2-3-0	141,800	28,360
2002	5	2-3-0	141,552	28,310
2003	7	1-6-0	140,065	20,009
2004	6	5-1-0	247,256	41,209
2005	6	5-1-0	287,394	47,899
2006	6	3-3-0	254,662	42,444
2007	6	3-3-0	219,411	36,568
2008	6	3-3-0	223,778	37,296
2009	6	3-3-0	174,058	29,010
2010	6	5-1-0	176,097	29,350
2011	6	3-3-0	158,986	26,498
2012	6	2-4-0	176,244	29,374
2013	5	1-4-0	141,877	28,375
2014	6	5-1-0	170,260	28,377
2015	5	3-2-0	116,058	23,212
2016	7	3-4-0	161,004	23,001
Totals	307	135-169-3	7,644,340	24,900

LONGEST PLAYS

LONGEST RUSHING PLAYS

YDS	NAME	OPPONENT	YEAR
91	Aaron Jones	at Texas Tech	2015
90	James Hammonds	vs. West Virginia	1950
90	Willie Fuller	vs. Utah	1988
88	Clovis Riley	vs. North Texas	1953
85	Ken Heineman	vs. Arizona	1939
83	Jesse Whittenton	vs. Arizona	1954
83	Vernon Frazier	vs. Colorado State	2011
83	Aaron Jones	vs. North Texas	2016
82	Delbert Thompson	at Colorado State	1980
81	Aaron Jones	at Rice	2013
80	Paul Smith	vs. SMU	1999
78	Howard Jackson	vs. San Jose State	2003
77	Kenny Jones	vs. NM State	1981
77	Kevin Ward	vs. Utah	1982
77	Ivory Durio	vs. Wyoming	1993
77	Joe Banyard	vs. East Carolina	2011
75	Jeff Campbell	vs. Arizona	1928
75	Kevin Ward	vs. Colorado State	1981
75	Aaron Jones	vs. NM State	2016
74	Owen Price	vs. NM State	1940
74	Jon Schaper	at Alabama	2001
73	Aaron Jones	at New Mexico	2014
72	Kevin Ward	vs. NM State	1983
72	Joe Banyard	at Tulane	2011
71	Fred Wendt	at New Mexico	1948
71	Scooter Menifee	vs. New Mexico	1989
71	Nathan Jeffery	vs. Oklahoma	2012
70	Ed Barnes	at NM State	1941
70	Ed Smith	vs. NM State	1947
70	Howard Jackson	vs. Louisiana Tech	2003

LONGEST PASSING PLAYS

YDS	NAME	OPPONENT	YEAR
92	Billy Stevens to Bob Wallace	at Utah	1965
91	Jordan Palmer to Johnnie Lee Higgins, Jr.	at Fresno State	2004
90	Jesse Whittenton to Dick Forrest	vs. Arizona State	1955
90	Rocky Perez to Lee Mays	at Oregon	1999
88	John Rayborn to Keonta Golson	at Utah	1998
87	Orlando Cruz to Johnnie Lee Higgins, Jr.	vs. La. Tech	2003
86	Brooks Dawson to Volley Murphy	at New Mexico	1967
86	Orlando Cruz to Howard Jackson	at SMU	2003
85	Trevor Vittatoe to Kris Adams	vs. SMU	2008
83	Brooks Dawson to Paul White	at New Mexico	1967
83	Orlando Cruz to Terrance Minor	at San Jose State	2002
82	John Rayborn to Cedric Johnson	vs. Utah	1995
81	Mike Perez to Kevin Caldwell	at BYU	1991
80	Ken Heineman to Mike Maros	vs. Louisiana Tech	1939
80	Oscar Ramirez to Bubba Garcia	vs. Colorado State	1977
80	Kevin Ward to Kelvin May	vs. Wyoming	1982
80	John Rayborn to Jimmy Carpenter	at Tulsa	1997
80	Jay Stuckey to Lee Mays	vs. NM State	1999
80	Jordan Palmer to Donald Buckram	at UAB	2006
80	Trevor Vittatoe to Donavon Kemp	vs. Tulsa	2009
80	Trevor Vittatoe to Jeff Moturi	vs. Marshall	2009

LONGEST FIELD GOALS


YDS	NAME	OPPONENT	YEAR
64	Jose Martinez	vs. UCF	2008
59	Keith Robinson	vs. Rice	2002
58	Scott Wedell	at Wyoming	1981
57	Scott Wedell	vs. BYU	1982
57	Jose Martinez	vs. Houston	2007
57	Dakota Warren	vs. Memphis	2010
56	Reagan Schneider	vs. Memphis	2006
55	Bronko Belichesky	vs. Arizona State	1973
55	Miguel Alvarez	vs. Texas-Arlington	1976
55	Hugo Castellanos	vs. Lamar	1987
54	Keith Robinson	at Nevada	2002

53	Jerry Waddles	vs. Colorado State	1967
53	Jason Gillespie	at Air Force	1991
53	Marshall Young	vs. Eastern Illinois	1994
52	Jerry Waddles	vs. Colorado State	1967
52	Jeff White	at BYU	1968
52	Bronko Belichesky	vs. Pacific	1973
52	Scott Wedell	vs. Weber State	1983
52	Hugo Castellanos	vs. NM State	1987
52	Chris Jacke	vs. Air Force	1988
52	Jason Gillespie	vs. Colorado State	1991
52	Reagan Schneider	vs. Weber State	2004
52	Dakota Warren	vs. BYU	2010
51	Bronko Belichesky	at Arizona State	1974
51	Steve Folkner	vs. UNLV	1979
51	Hugo Castellanos	at San Diego State	1987
51	Chris Jacke	vs. New Mexico (2nd Qtr)	1988
51	Chris Jacke	vs. New Mexico (4th Qtr)	1988
51	Chris Jacke	vs. San Diego State	1988
51	Jason Gillespie	at BYU	1991
51	Jose Martinez	vs. New Mexico	2007

LONGEST PUNTS

YDS	NAME	OPPONENT	YEAR
85	Owen Price	vs. Hardin-Simmons	1940
84	Lonnie Crittenden	vs. Utah	1973
83	Steve Folkner	vs. Utah	1979
83	Ed Bunn	vs. New Mexico	1991
79	Owen Price	vs. Loyola-Marymount	1941
77	Jeff White	vs. Wyoming	1969
76	Owen Price	vs. 260th Coastal Artillery	1940
76	Bryce Benekos	vs. Cal Poly	2003
74	Bryce Benekos	vs. Colorado	2004
73	Gary Keithley	vs. Wyoming	1972
73	Jerry Walker	vs. Wyoming	1975
73	Henry Castellanos	vs. Hawaii	1985
73	Mike Ruggles	vs. FIU	2013

Billy Stevens (1965-67)



LONGEST PLAYS

LONGEST KICKOFF RETURNS

YDS	NAME	OPPONENT	YEAR
100	Cedric Johnson	at New Mexico	1996
100	Howard Jackson	vs. Nevada	2001
100	Marlon McClure	at Arkansas	2010
100	Autrey Golden	vs. UTSA	2013
100	Autrey Golden	vs. Tulsa	2013
99	Roy Ross	at San Diego State	1990
98	Jahmal Fenner	vs. San Jose State	2001
98	Autrey Golden	at Southern Miss	2012
98	Autrey Golden	vs. Southern Miss	2014
96	Luther Johnson	at Wyoming	1985
96	Sam Rogers	at Wyoming	1994
96	Autrey Golden	at East Carolina	2012
95	Bobby Forrest	vs. Florida State	1954
93	Ken Heineman	vs. Northern Arizona	1937
93	Luther Johnson	at Kent State	1985
92	Autrey Golden	at Western Kentucky	2014
91	Howard Jackson	vs. NM State	2004
91	Quintin Demps	vs. NM State	2006

LONGEST PUNT RETURNS

YDS	NAME	OPPONENT	YEAR
93	Reggie Matthews	vs. San Jose State	1966
93	Reggie Matthews	vs. UC-Santa Barbara	1967
89	Bob Wallace	at Utah	1965
88	Johnnie Lee Higgins, Jr.	vs. Tulane	2006
85	Chuck Hughes	vs. NM State	1965
84	Jahmal Fenner	at Arizona State	2004
83	Reggie Matthews	at BYU	1966
76	Luther Johnson	vs. New Mexico	1987
75	Ed Smith	at Drake	1947
70	Hugh Harmon	at North Texas	1956
69	Ansel Littlejohn	at Hawaii	1991

LONGEST INTERCEPTION RETURNS

YDS	NAME	OPPONENT	YEAR
100	Larry Durham	vs. New Mexico	1962
100	Danny Taylor	vs. BYU	1985
100	Michael Hicks	at BYU	1996
100	Quintin Demps	at NM State	2007
100	Quintin Demps	at UCF	2007
97	Troy Reffett	vs. San Diego State	1988
91	Elroy Stoglin	at Utah	1977
85	Otha West	at Hawaii	1991
77	Craid Pringle	vs. Hawaii	1992
74	Adrian James,	vs. Colorado State	2011
68	Joe Fleskoski	vs. New Mexico	2005
68	Travaun Nixon	vs. Houston	2010
65	Ken Heineman	at UC-Santa Barbara	1937
65	Dashone Smith	at North Texas	2015
62	Josh Ferguson	vs. Tulsa	2005
58	Jahmal Fenner	at Rice	2003
57	Richie Wright	at Hawaii	1986

Brian Young (1995-99)



BOWL GAME RECORDS

UTEP TEAM HIGHS

OFFENSE

Points scored	47, vs. Florida State	1955 Sun
First downs	22, vs. Boise State	2000 Humanitarian
Rushing	11, vs. Boise State	2000 Humanitarian
Passing	14, vs. Southern Miss	1988 Independence
Penalty	3, vs. Boise State	2000 Humanitarian
	3, vs. Colorado	2004 Houston
	3, vs. Toledo	2005 GMAC
Total plays	82, vs. Boise State	2000 Humanitarian
	82, vs. Southern Miss	1988 Independence
Total net yards	403, vs. Southern Miss	1954 Sun
Yards per play	6.4, vs. Florida State	1955 Sun

RUSHING

Rushes	59, vs. Georgetown	1950 Sun
Net yards	348, vs. Georgetown	1950 Sun
Fumbles	4, vs. Hardin-Simmons	1937 Sun
	4, vs. West Virginia	1949 Sun
	4, vs. Southern Miss	1954 Sun
	4, vs. Boise State	2000 Humanitarian
Fumbles lost	4, vs. West Virginia	1949 Sun

PASSING

Attempts	44, vs. Southern Miss	1988 Independence
Completions	23, vs. Southern Miss	1988 Independence
Comp. Percentage	54.2, vs. Utah State	2014 New Mexico
Net yards	328, vs. Colorado	2004 Houston
Interceptions	3, vs. Hardin-Simmons	1937 Sun
	3, vs. George Washington	1957 Sun
	3, vs. TCU	1965 Sun
	3, vs. BYU	2010 New Mexico
TD passes	3, vs. Florida State	1955 Sun
	3, vs. BYU	2010 New Mexico

DEFENSE

Most points allowed	52, vs. BYU	2010 New Mexico
Least points	7, vs. Mississippi	1967 Sun
Least rushing yards	38, vs. Mississippi	1967 Sun
Least passing yards	61, vs. George Washington	1957 Sun
Least total offense	109, vs. Mississippi	1967 Sun
Interceptions	3, vs. Georgetown	1950 Sun
	3, vs. TCU	1965 Sun
Int. return yards	55, vs. BYU	2010 New Mexico

SPECIAL TEAMS/MISCELLANEOUS

Punts	12, vs. Mississippi	1967 Sun
Punting yards	478, vs. Mississippi	1967 Sun
Punting average	48.8, vs. Boise State	2000 Humanitarian
Punt returns	6, vs. Mississippi	1967 Sun
Punt return yards	91, vs. Boise State	2000 Humanitarian
Kickoff returns	8, vs. BYU	2010 New Mexico
Kickoff returns yards	202, vs. BYU	2010 New Mexico
Penalties	10, vs. Southern Miss	1988 Independence
Penalty yards	95, vs. Georgetown	1950 Sun
	95, vs. Southern Miss	1988 Independence
Turnovers	6, vs. George Washington	1957 Sun
Time of possession	36:34, vs. Utah State	2014 New Mexico

OPPONENT TEAM HIGHS

OFFENSE

Points scored	52, vs. BYU	2010 New Mexico
First downs	28, vs. BYU	2010 New Mexico
Rushing	15, vs. Hardin-Simmons	1937 Sun
Passing	18, vs. BYU	2010 New Mexico
Penalty	3, vs. Hardin-Simmons	1937 Sun
Total plays	89, vs. Hardin-Simmons	1937 Sun
Total net yards	514, vs. BYU	2010 New Mexico
Yards per play	7.3, vs. Boise State	2000 Humanitarian

RUSHING

Rushes	71, vs. Hardin-Simmons	1937 Sun
Net yards	421, vs. Hardin-Simmons	1937 Sun
Fumbles	4, vs. Southern Miss	1954 Sun
	4, vs. TCU	1965 Sun
	4, vs. Mississippi	1967 Sun
Fumbles lost	3, vs. Southern Miss	1954 Sun
	3, vs. TCU	1965 Sun

PASSING

Attempts	36, vs. BYU	2010 New Mexico
Completions	26, vs. BYU	2010 New Mexico
Comp. Percentage	72.7, vs. Colorado	2004 Houston
Net yards	333, vs. Colorado	2004 Houston
Interceptions	3, vs. Georgetown	1950 Sun
	3, vs. TCU	1965 Sun
TD passes	5, vs. Toledo	2005 GMAC

UTEP INDIVIDUAL HIGHS

OFFENSE

Total offense	325, Jordan Palmer, vs. Colorado	2004 Houston
Total TDs	3, Kris Adams, vs. BYU	2010 New Mexico
Total points	18, Kris Adams, vs. BYU	2010 New Mexico
All-purpose yds	167, Bob Forrest, vs. Florida State	1955 Sun

RUSHING

Carries	26, Chris Porter, vs. Boise State	2000 Human.
Yards	134, Chris Porter, vs. Boise State	2000 Human.
Longest run	60, Fred Wendt, vs. West Virginia	1949 Sun
Longest TD run	60, Fred Wendt, vs. West Virginia	1949 Sun
Rushing TDs	2, Pug Gabrel, vs. Georgetown	1950 Sun
	2, Jesse Whittenton, vs. Florida State	1955 Sun

RECEIVING

Catches	9, Reggie Barrett, vs. Southern Miss	1988 Ind.
Yards	153, Kris Adams, vs. BYU	2010 New Mexico
Long Catch	67, Kris Adams, vs. BYU	2010 New Mexico
Longest TD catch	67, Kris Adams, vs. BYU	2010 New Mexico
Receiving TDs	3, Kris Adams, vs. BYU	2010 New Mexico

PASSING

Attempts	42, Jordan Palmer, vs. Colorado	2004 Houston
Completions	22, Jordan Palmer, vs. Colorado	2004 Houston
Comp. Percentage	61.8, Billy Stevens, vs. TCU	1965 Sun
Yards	328, Jordan Palmer, vs. Colorado	2004 Houston
TD passes	3, Jesse Whittenton, vs. Florida State	1955 Sun
	3, Trevor Vittatoe, vs. BYU	2010 New Mexico
Interceptions	3, O.P. Mays, vs. Hardin-Simmons	1937 Sun
	3, Billy Stevens, vs. TCU	1965 Sun
	3, Trevor Vittatoe, vs. BYU	2010 New Mexico

DEFENSE

Tackles	14, Robert Rodriguez, vs. Colorado	2004 Houston
	14, Troy Collavo, vs. Toledo	2005 GMAC
Solo tackles	10, Gene Epps, vs. Mississippi	1967 Sun
	10, Larry Rumsey, vs. TCU	1965 Sun
Interceptions	2, Terry Walker, vs. Southern Miss	1988 Ind.
Longest int return	43, Travaun Nixon, vs. BYU	2010 New Mexico
Pass breakups	2, Vernon Cooks, vs. Southern Miss	1988 Ind.
	2, Charlie West, vs. TCU	1965 Sun
	2, Sir James Delgado, vs. Toledo	2005 GMAC
Tackles for loss	4, Menson Holloway, vs. Boise State	2000 Human.
Sacks	3, Menson Holloway, vs. Boise State	2000 Human.

SPECIAL TEAMS

Kickoff returns	3, Kevin Caldwell, vs. Southern Miss	1988 Ind.
	3, Sam Singleton, vs. Boise State	2000 Human.
	3, Alfonso Auelua, vs. Toledo	2005 GMAC
	3, Marlon McClure, vs. BYU	2010 New Mexico
KO return yards	125, Bob Forrest, vs. Florida State	1955 Sun
	125, Marlon McClure, vs. BYU	2010 New Mexico
Longest KO return	72, Marlon McClure, vs. BYU	2010 New Mexico
Punt returns	6, Charlie West, vs. Mississippi	1967 Sun
PR yards	91, Javier Sanchez, vs. Boise State	2000 Human.
Longest PR	44, Mike Balenti, vs. Hardin-Simmons	1937 Sun
Punts	12, Tom Galloway, vs. Mississippi	1967 Sun
Punting yards	511, Tom Galloway, vs. Mississippi	1967 Sun
Punting ave.	48.8, Glen Beard, vs. Boise State	2000 Human.
Longest punt	74, Bryce Benekos, vs. Colorado	2004 Houston
FG attempts	3, Chris Jacke, vs. Southern Miss	1988 Ind.
	3, Ricky Bishop, vs. Boise State	2000 Human.
Field goals	3, Ricky Bishop, vs. Boise State	2000 Human.
Longest FG	52, Dakota Warren, vs. BYU	2010 New Mexico.
PAT Attempts	7, Jesse Whittenton, vs. Florida State	1955 Sun
PAT Made	5, Jesse Whittenton, vs. Florida State	1955 Sun

1937 SUN BOWL

HARDIN SIMMONS	34
TEXAS COLLEGE OF MINES	6

**KIDD FIELD (9,000) | EL PASO, TEXAS
JANUARY 1, 1937**

The Miners' first-ever bowl appearance was a disappointing one, as Hardin-Simmons rolled past Texas College of the Mines (as UTEP was known at the time), 34-6 at Kidd Field in the Second Annual Sun Bowl.

The Cowboys opened the game with Burns McKinney breaking loose on a 54-yard run. But the Muckers held their ground and staved off the HSU attack. The Cowboys were not held scoreless for long, as Si Addington swept around end for a 12-yard score on the first play following a blocked punt in the next series.

The Miners would respond in the second quarter when O.P. May hit Boyd Arnold with a swing pass that Arnold turned into a 45-yard touchdown. The extra point failed and HSU still led 7-6.

From then on it was all Hardin-Simmons, as the Cowboys scored 27 unanswered points, including touchdown runs by HSU All-Americans Ed Cherry and Pete Tyler to run away with the win.

The Miners were able to amass only 146 yards of total offense. Meanwhile the Cowboys rolled up 511 yards of total offense, including 421 on the ground.

HSU's Addington led all rushers with 142 yards on 16 carries, while Cherry ran for 83 yards and Tyler added 62. Brnas McKinney added another 61 yards on four carries, including a 54-yard jaunt in the first quarter. McKinney's efforts were limited by an injury in the first half.



Rare aerial shot of Kidd Field during the 1937 season.



SCORING SUMMARY

	1ST	2ND	3RD	4TH	F
HARDIN SIMMONS	7	6	14	7	34
COLLEGE OF THE MINES	0	6	0	0	6

TEAM STATISTICS

QTR	TEAM	SCORING PLAY
1st	HSU	Addington 13-yard run (Selfridge kick good)
2nd	TCM	Arnold 40-yard pass from May (kick failed)
2nd	HSU	Tyler 1-yard run (kick failed)
3rd	HSU	Cherry 1-yard run (Calloway kick)
3rd	HSU	Tyler 1-yard run (Selfridge kick)
4th	HSU	White 9-yard run (Hinrichs kick)

INDIVIDUAL LEADERS

	HSU	TCM
First Downs	21	8
Rushing Attempts-Yards	71-421	33-49
Passing Yards	90	97
Passes	7-18-2	7-23-3
Total Offense	89-511	56-146
Fumbles-Lost	1-1	4-1
Penalties-Yards	7-95	3-52
Punts-Yards	5-205	8-241
Punt Average	41.0	30.1
Punts Had Blocked	0	2
Punt Returns-Yards	2-0	1-44
Kickoff Returns-Yards	3-56	5-44

Rushing	HSU: Addington 16-142; Cherry 19-83, 1 TD; Tyler 14-62, 2 TD; McKinney 4-61; Henrich 3-27; Mahuron 4-14; Raley 4-10; Emory 2-9; White 3-6, 1 TD; Boutwell 1-5; Frost 1-2. TCM: D. Balenti 7-30; Barrett 5-12; Perez 7-4; Hernandez 2-2; May 4-2; Moore 2-0; M. Balenti 6-(-1).
Passing	HSU: Emory 2-5-1, 34 yards; Raley 1-2-0, 22 yards; Tyler 3-10-1, 18 yards; Cherry 1-1-0, 12 yards. TCM: May 4-5-0, 54 yards; Barrett 3-9-1, 43 yards; Moore 0-5-0; D. Balenti 0-2-1, Perez 0-2-1.
Receiving	HSU: Fletcher 2-34; Addington 2-18; Yeary 1-22; Frost 1-8; Harris 1-8. TCM: Arnold 2-55; M. Balenti 1-15; Moore 1-13; Cashion 1-8; Perez 1-6; D. Balenti 1-0.
Interceptions	HSU: Boutwell, Tyler, Harris. TCM: Moore, Perez.

T 1949 SUN BOWL

WEST VIRGINIA 21

TEXAS COLLEGE OF MINES 12

**KIDD FIELD (13,000) | EL PASO, TEXAS
JANUARY 1, 1949**

West Virginia scored 21 unanswered points during the second and third quarter, and four Miner fumbles helped the Mountaineers to a 21-12 win over Texas College of the Mines in the 14th Annual Sun Bowl.

Pug Gabrel gave the Miners the lead just five seconds into the second quarter when he bowled over the goal line from a yard out. But the score seemed to energize the Mountaineers, who had been unable to get their offense on track in the first quarter.

West Virginia moved 83 yards in eight plays to take the lead at 7-6. Clarence Cox took in a 25-yard strike from Jimmy Walthall to score the go-ahead touchdown.


After the Miners punted to start the second half, West Virginia took the ball 51 yards for its second score. Jim Devonshire took the ball in from the 14 to make the score 14-6 in favor of the Mountaineers.

West Virginia's defense continued to stymie the Miners and the Mountaineer offense took advantage again, driving 57 yards for their third touchdown. Devonshire again took the ball across, this time from two yards out, making the score 21-6.

A late Fred Wendt 60-yard run closed the gap to 21-12, but fumbles ended a pair of other drives and dashed the Miners' hopes.

Wendt led the NCAA in rushing in 1948, racking up 1,570 yards to become the first 1,500-yard rusher in NCAA history.

Wendt finished the day with a game-high 92 yards on 15 carries. Devonshire led West Virginia with 78 yards on 14 carries to lead the Mountaineers.



SCORING SUMMARY

	1ST	2ND	3RD	4TH	F
WEST VIRGINIA	0	7	14	0	21
COLLEGE OF THE MINES	0	6	0	6	12

QTR	TEAM	SCORING PLAY
2nd	TCM	Gabrel 1 yard run (kick failed)
2nd	WV	Cox 25-yard pass from Walthall (Simmons kick)
3rd	WV	Devonshire 14-yard run (Simmons kick)
3rd	WV	Devonshire 3-yard run (Simmons kick)
4th	TCM	Wendt 60-yard run (kick failed)

TEAM STATISTICS

	WV	TCM
First Downs	13	12
Rushing Yards	183	245
Passing Yards	122	57
Passes	7-16-1	4-9-0
Total Offense	305	302
Fumbles-Lost	1-0	4-4
Penalties-Yards	6-50	3-25
Punts-Yards	9-243	5-213
Punt Average	27.0	42.5
Punt Returns-Yards	3-25	3-18
Kickoff Returns-Average	3-27	2-341

INDIVIDUAL LEADERS

Rushing	WV: Devonshire 14-78, 2 TD; Murphy 2-31; Zinaich 11-27; Bonfli 11-24; Malyk 1-18, Walthall 1-8; Morton 7-7; Richmond 1-6; Allen 2-6; Fought 1-(-6). TCM: Wendt 15-92; Fraser 9-91; Gabrel 18-71; Cargile 4-20; Bowden 3-1; Edmondson 1-0.
Passing	WV: Walthall 7-16-1, 122 yards, 1 TD. TCM: Bowden 4-9-0, 57 yards.
Receiving	WV: Cox 2-45, 1 TD; Devonshire 2-17; Lester 3-60. TCM: Bowden 2-30; Gabrel 2-27.



Fred Wendt may punt a long distance, but fans will remember his 60-yard score in the game to become the first 1,500-yard rusher in NCAA history.

T 1950 SUN BOWL

TEXAS WESTERN	33
GEORGETOWN	20
Kidd Field (15,000) El Paso, Texas	
January 2, 1950	

Texas Western, the national leader in rushing yards per game, ran for 348 yards on its way to a 33-20 win over Georgetown in the 15th Annual Sun Bowl.

The Miners shut down the Hoyas in the first half, taking a 13-0 lead into the locker room. They would extend that lead to 20-0 before Georgetown finally got on the board late in the third quarter.


Pug Gabrel raised the lead to 26-7 with his second touchdown of the day, a 19-yard jaunt.

The Hoyas came back when Harry Schmit hit Bob Deacon with a 14-yard strike early in the fourth quarter to cut the lead to 26-13. But Texas Western put the game away with a 51-yard touchdown run by Wayne Hansen.


Each team racked up over 300 yards of offense, as the Miners recorded 372 total yards and Georgetown amassed 308 yards. Most of the Miner yards came on the ground -- 348 yards on 59 carries -- while the Hoyas picked up 226 yards through the air.

Texas Western's Lee Cargile led all backs with 96 yards rushing, while Gabrel added 85. James Hammond and Button Fraser both topped 50 yards on the ground for the Miners.

Georgetown's Gus Fornaciari caught four passes on the day for 114 yards. He had one catch for 41 yards and a 54-yard touchdown reception in the final moments of the contest.



"Pug" Gabrel powered his squad past Georgetown for the Miners' first bowl victory in program history.



SCORING SUMMARY

	1ST	2ND	3RD	4TH	F
TEXAS WESTERN	0	13	7	13	33
GEORGETOWN	0	0	7	13	20

QTR	TEAM	SCORING PLAY
2nd	TWC	Chesak 1-yard run (kick failed)
2nd	TWC	Gabrel 1-yard run (Chesak pass from McWilliams)
3rd	TWC	Fraser 32-yard run (Davis kick)
3rd	GU	Kivas 3-yard run (Haesler kick)
4th	TWC	Gabrel 19-yard run (Davis kick)
4th	GU	Schmidt 14-yard pass from Deacon (kick failed)
4th	TWC	Hansen 51-yard kickoff return (Davis kick)
4th	GU	Fornaciari 54-yard pass from Deacon (Haesler kick)

TEAM STATISTICS

	GU	TWC
First Downs	13	14
Rushing Yards	40-82	59-348
Passing Yards	226	24
Passes	12-31-3	5-9-0
Total Offense	52-308	68-372
Fumbles/Lost	2-1	2-2
Penalties/Yards	7-65	11-95
Punts/Yards	10-330	5-180
Punt Average	33.0	36.0

INDIVIDUAL LEADERS

Rushing	^{GU} : Conn 8-30; Kivas 8-20, 1 TD; Kitkowski 5-16; Preston 7-8; Barronowski 4-8; Mattingly 5-0; Deacon 2-0.	
	^{TWC} : Cargile 12-96; Gabrel 11-85, 2 TD; Hammond 8-57; Fraser 8-51; McCraw 6-33; Brewster 5-16; Campbell 4-10; Gooden 3-2; Williams 2-0.	
	Passing	^{GU} : Mattingly 8-20--3, 118 yards; Deacon 4-11-0, 108 yards, 2 TD.
		^{TWC} : Brewster 5-9-0, 24 yards.
	Receiving	^{GU} : Fornaciari 4-114; Conn 3-54; Noppinger 4-22; Schmidt 1-14; Losh 1-11; Kivas 1-9; Kitkowski; 1-2.
^{TWC} : Campbell 2-17, Wilkinson 1-6, McCraw 1-1.		

1954 SUN BOWL

TEXAS WESTERN	37
SOUTHERN MISS	14

**Kidd Field (9,500) | El Paso, Texas
January 1, 1954**

The Miners went into the Sun Bowl as overwhelming underdogs to Southern Mississippi. But Texas Western stunned the 14-point favorite Golden Eagles and their fans by jumping out to a 30-0 lead in the first half of the 19th Annual Sun Bowl.

The Miners then held on for a 37-14 triumph to finish the season 8-2.

TWC quarterback Dick Shinaut was named outstanding player of the game. He threw two touchdown passes and kicked four extra points to amass 19 of the Miners' 37 points. He finished the day 11 of 17 passing for 158 yards.

Texas Western got on the board the second play of the game, when Clovis Riley darted 54 yards to the goal line where he was hit and fumbled. The ball was recovered in the end zone by TWC's John Howle for the Miner touchdown. The play was set up on a 48-yard kickoff return by Shinaut to open the game.


In the first period Shinaut executed a screen pass formation, tossing to Jessie Whittenton for 25 yards and a touchdown.

Shinaut threw a long aerial in the second quarter, hurling 44 yards to John Howle for another Texas Western touchdown.

Southern Miss scored a pair of touchdowns to draw within 16 points, but TWC's Riley dashed 43 yards for the final Miner score.

Riley had a big day rushing, which included the 54-yard non-scoring run in the first quarter and a 43-yard touchdown run in the third quarter. He finished the day with 112 yards rushing on just 12 carries.

The Miners overcame Southern Miss with a plan of attack on the ground and in the air. Texas Western amassed 245 rushing yards and 158 passing yards.



SCORING SUMMARY

	1ST	2ND	3RD	4TH	F
TEXAS WESTERN	14	16	7	0	37
SOUTHERN MISS	0	7	7	0	14


QTR	TEAM	SCORING PLAY
1st	TWC	Howle 1-yard fumble return (Shinaut kick)
1st	TWC	Whittenton 25-yard pass from Shinaut (Shinaut kick)
2nd	TWC	Shinaut 25-yard field goal
2nd	TWC	Howle 44-yard pass from Shinaut (Shinaut kick)
2nd	TWC	McCormick 2-yard run (kick failed)
2nd	USM	Wood 12-yard pass from Jarrell (McElroy kick)
3rd	USM	Smallwood 13-yard run (Davenport kick)
3rd	TWC	Riley 43-yard run (Shinaut kick)

TEAM STATISTICS

	USM	TWC
First Downs	13	15
Rushing Yards	166	245
Passing Yards	145	158
Passes	8-26-0	11-20-0
Total Offense	311	403
Fumbles/Lost	4-3	4-2
Penalties/Yards	3-13	4-40
Punts/Yards	4-112	5-140
Punt Average	28.0	28.0

INDIVIDUAL LEADERS

Rushing	USM:	Pepper 14-57; McElroy 11-50; Smallwood 5-45; Mason 5-24.
	TWC:	Riley 12-112; Coleman 2-39; McCormick 4-28; Shinaut 2-19.
	USM:	Jarrell 6-18-0, 134 yards, 1 TD; Davenport 1-8-0, 13 yards; Barfield 1-2-0, -2 yards.
	TWC:	Shinaut 11-17-0, 158 yards 2 TD; Whittenton 0-2-0; Corbell 0-2-0.
Receiving	USM:	Waters 3-76; Wood 4-52, 1 TD; McElroy 1-13.
	TWC:	Howle 4-76, 1 TD; Odell 5-43; Whittenton 2-39, 1 TD.



Total team effort, as TWC soared past future Conference USA foe Southern Miss. It was also Mike Brumbelow's first bowl win as head coach of the Miners.

1955 SUN BOWL

TEXAS WESTERN 47

FLORIDA STATE 20

**Kidd Field (14,000) | El Paso, Texas
January 1, 1955**

The biggest single-half offensive explosion in Sun Bowl history led Texas Western to an easy 47-20 win over Florida State in the 20th edition of the game.

Jesse Whittenton provided most of the fireworks, tossing three touchdown passes and adding another pair of scores on the ground to earn Most Valuable Player honors. Whittenton got things going early, throwing a 56-yard bomb to Rusty Rutledge to tie the game at 7-7 after one quarter.

The second quarter was all Miners, as TWC scored 27 unanswered points in building a 34-7 halftime lead. Whittenton tossed a pair of scores, including Rutledge's second, and ran one in from seven yards out.

The Seminoles would score a pair of second half touchdowns, but couldn't get closer than 20 points.

Whittenton, who also kicked extra points, totaled 17 points. He was seven of 13 for 136 yards passing in the game. Bob Forrest scored a pair of touchdowns on runs of 45 and 11 yards, and had the play of the game when he picked up his own fumble on a kickoff and ran 95 yards to the FSU two-yard line.

Florida State's backfield included (current ESPN analyst) Lee Corso and Buddy Reynolds (a.k.a. actor Burt Reynolds). Corso set up FSU's first score on a 48-yard run to the Miner two-yard line. Corso left the game after just two carries for 50 yards when he collided with Forrest on a fumbled punt return.



The Miners jumped out to a 34-7 lead on the Seminoles, foreshadowing the halftime entertainment.



SCORING SUMMARY

FLORIDA STATE	7	0	6	7	20
TEXAS WESTERN	7	27	13	0	47

QTR	TEAM	SCORING PLAY
1st	FSU	Massey 1-yard run (Graham kick)
1st	TWC	Rutledge 56-yard pass from Whittenton (Whittenton kick)
2nd	TWC	Whittenton 7-yard run (kick failed)
2nd	TWC	B. Forrest 45-yard run (Whittenton kick)
2nd	TWC	B. Forrest 19-yard pass from Whittenton (Whittenton kick)
2nd	TWC	Rutledge 16-yard pass from Whittenton (Whittenton kick)
3rd	TWC	B. Forrest 11-yard run (Whittenton kick)
3rd	FSU	Feamster 45-yard pass from Swantic (kick blocked)
3rd	TWC	Whittenton 2-yard run (kick failed)
4th	FSU	Odom 16-yard pass from Massey (Graham kick)

TEAM STATISTICS

	FSU	TWC
First Downs	13	17
Rushing Yards	35-139	48-253
Passing Yards	155	149
Passes	12-21-2	8-15-0
Total Offense	56-294	63-402
Fumbles-Lost	3-2	2-2
Interceptions-Yards	0-0	2-3
Penalties	3-25	7-65
Punts Yards	6-160	4-176
Punt Average	26.6	44.0
Punts Returns-Yards	2-34	2-18
Kickoff Returns-Yards	8-145	4-180

INDIVIDUAL LEADERS

Rushing	TWC: Bob Forrest 5-72, 2 TD; Rutledge 6-56; Ward 5-31; Harman 6-25; Tevis 9-25; Coleman 2-14; Whittenton 8-13, 2 TD; Brown 4-7; Hedgcocke 1-5; Corbell 1-3; Settle 1-2. FSU: Corso 2-50; Reynolds 7-35; Prinzi 2-21; Metts 5-15; Graham 5-10; Swantic 4-8; Hoit 2-4; Griner 1-3; Massey 5-(-2); Odom 2-(-5).
Passing	TWC: Whittenton 7-13-0, 3 TD, 138 yards; Corbell 1-1-0, 11 yards. FSU: Massey 8-17-2, 1 TD, 107 yards; Swantic 1-2-0, 1 TD, 43 yards; Prinzi 1-1-0, 6 yards; Rodrigue 1-1-0, minus-1 yard.
Receiving	TWC: Rutledge 3-88, 2 TD; Howle 2-35; Dick Forrest 1-19, 1 TD; Ward 1-11; Harman 1-(-4). FSU: Feamster 4-68, 1 TD; Graham 1-27; Odom 2-21, 1 TD.

1957 SUN BOWL

GEORGE WASHINGTON 13

TEXAS WESTERN 0

**Kidd Field (13,500) | El Paso, Texas
January 1, 1957**

George Washington forced five Texas Western turnovers and took advantage of its opportunities in winning 13-0 in the 22nd Annual Sun Bowl.

The game marked the first shutout in a Sun Bowl since Southwestern University blanked the University of Mexico in 1945, 35-0.


The Miner defense was also strong in the game, but miscues by the offense led to both Colonial touchdowns. Twice the defense stopped the Colonials inside the 10-yard line, including a goal line stand at the six-inch line during the first quarter.

The tone of the game was set early when George Washington recovered a fumble on the Texas Western nine-yard line. However, the Miner defense stood its ground, thwarting a Colonial score.

Though the defense would keep the Colonials out of the end zone, George Washington would score soon after. A 30-yard strike from Ray Looney to Paul Thompson would be all the points the Colonials would need.

A Pete Spera three-yard run on the fourth play of the fourth quarter iced the game for George Washington. The shutout was the first against the Miners in 42 games.

Bo Austin, who was named the game's MVP, led all rushers with 98 yards on 18 carries. His biggest run of the day came on a 47-yard non-scoring scamper in the third quarter to set up Spera's touchdown.



SCORING SUMMARY

	1ST	2ND	3RD	4TH	F
GEORGE WASHINGTON	6	0	0	7	13
TEXAS WESTERN	0	0	0	0	0

QTR TEAM SCORING PLAY

1st	GWU	Thompson 30-yard pass from Looney (kick blocked)
4th	GWU	Spera 3-yard run (Spera kick)

TEAM STATISTICS

	GWU	TWC
First Downs	14	10
Rushing Yards	257	146
Passing Yards	61	22
Passes	4-9-0	3-16-3
Total Offense	318	168
Interceptions-Yards	3-35	0-0
Fumbles-Lost	3-2	3-3
Penalties-Yards	7-55	3-45
Punts-Yards	7-231	8-272
Punt Average	33.0	34.0
Kick Returns-Yards	1-18	3-68

INDIVIDUAL LEADERS

Rushing	GWU: Austin 18-98; Spera 9-47, 1 TD; Claypool 12-43; Looney 6-38; Sommer 8-2; Frulla 3-10. TWC: B. Forrest 14-49; Maynard 6-24; Harman 4-22; Bevers 6-18; Laraba 5-12; Ward 3-13; Coleman 4-10.
Passing	GWU: Looney 4-9-0, 61 yards, 1 TD. TWC: Laraba 1-9-2; B. Forrest 2-7-1, 22 yards.
Receiving	GWU: Thompson 3-46; Harman 1-15. TWC: Bevers 1-16; Watkins 1-8; D. Forrest 1-0.
Interceptions	GWU: Colna 1-13; Frulla 1-10, Claypool 1-12.



Head Coach Mike Brumbelow led the Miners to the 1957 Sun Bowl in his last season at the helm.

T 1965 SUN BOWL

TEXAS WESTERN	13
TCU	12
Sun Bowl (27,450) El Paso, Texas January 1, 1965	

TCU ran out to a 10-0 halftime lead but, led by Billy Stevens' arm and Joe Cook's foot, TWC came from behind to win the 31st Annual Sun Bowl.

TCU's Kent Nix got the Horned Frogs going in the second period, leading them to a 35-yard Bruce Alford field goal. TCU then took a 10-0 lead when Nix hooked up with David Smith on an 11-yard scoring pass.

Stevens, the second highest-rated passer in the nation during the 1965 season, threw for 208 yards on 21 completions.

He led off the second half with a 35-yard scoring hook-up to flanker Chuck Hughes, and the comeback was on. Texas Western then drove


70 yards to set up a 21-yard field goal by Cook, tying the game at 10-10.

A fumble late in the fourth quarter by the Frogs at their own 29-yard line gave the Miners good field position for the go-ahead score. Four plays later Cook booted his second field goal to give the Miners their first lead at 13-10.

The Frogs were shut down and nearly out in the second half, with their only score coming on a safety with 43 seconds left in the game. Stevens, who was named the C.M. Hendricks Most Valuable Player, took the snap from center and ran out of the end zone to make the final score 13-12.



Xavier couldn't stop flanker Chuck Hughes from scoring a touchdown earlier in the season, as TCU found out the hard way.



SCORING SUMMARY

	1ST	2ND	3RD	4TH	F
TCU	0	10	0	2	12
TEXAS WESTERN	0	0	10	3	13

QTR	TEAM	SCORING PLAY
2nd	TCU	Alford 35-yard field goal
2nd	TCU	Smith 11-yard pass from Nix (Alford kick)
3rd	TWC	Hughes 35-yard pass from Stevens (Cook kick)
3rd	TWC	Cook 21-yard field goal
4th	TWC	Cook 18-yard field goal
4th	TCU	Stevens runs out of the end zone for a safety.

TEAM STATISTICS

	TCU	TWC
First Downs	18	14
Rushing Attempts-Yards	49-100	24-12
Passing Yards	148	208
Passes	15-28-3	21-34-3
Total Offense	77-248	58-220
Fumbles-Lost	4-3	2-0
Interceptions-Yards	3-10	2-27
Penalties	4-48	5-39
Punts-Yards	4-194	5-195
Punt Average	48.5	39.0
Punt Returns-Yards	3-32	3-45
Kickoff Returns-Yards	4-85	2-4

INDIVIDUAL LEADERS

Rushing	TCU: Post 22-76, Landon 15-28, D. Smith 5-0, Nix 7-(-4). TWC: Davis 14-41, Harrell 1-9, Yarbrough 1-1; Stevens 8-(-42).
Passing	TCU: Nix 15-27-3, 148 yards; Landon 0-1-0, 0 yards. TWC: Stevens 21-34-3-208.
Receiving	TCU: Campbell 6-74; D. Smith 5-39, 1 TD; Ball 3-35; Post 1-9. TWC: Hughes 7-115, 1 TD; Anderson 4-45; Wallace 6-28; Yarbrough 2-13; Harrell 1-13; Davis 1-(6).

1967 SUN BOWL

UTEP **14**

MISSISSIPPI **7**

**Sun Bowl (34,685) | El Paso, Texas
December 30, 1967**

UTEP scored 14 fourth quarter points, and a surprisingly strong defense held heavily-favored Mississippi to just a single score as the Miners defeated the Rebels in the 33rd Annual Sun Bowl, 14-7.

Billy Stevens received his second C. M. Hendricks Award as the game's most valuable player after leading the Miners to two touchdowns in a seven-minute span of the fourth quarter.

The Rebels' touchdown was set up by the lone Miner turnover of the game, an interception by Mac McClure that was returned 46 yards to the UTEP one-yard line. Two plays later Bruce Newell scored to give the Rebels a 7-0 lead.

The UTEP offense finally got into gear late in the third quarter, driving 76 yards for the tying score behind the arm of Stevens. He threw for 64 yards on the drive, including the last five

yards on a swing pass to David Karns for the tying score.

All-American Fred Carr, who was named the game's Most Valuable Lineman, forced a fumble two possessions later and the Miners took over at the Rebel 22. Four plays later Larry McHenry bowled into the end zone for the winning score, and the defense took over from there.

The UTEP defense held the Rebels to just 109 yards of total offense and six first downs, while forcing four turnovers. The Miners racked up 276 yards of offense.

Gene Epps led the Miner defense with 12 tackles and one interception on the day, while Carr notched five takedowns and George Daney picked up seven.



SCORING SUMMARY

	1ST	2ND	3RD	4TH	F
UTEP	0	0	0	14	14
MISSISSIPPI	0	7	0	0	7


QTR	TEAM	SCORING PLAY
1st	UM	Newell 1-yard run (Brown kick)
4th	UTEP	Karns 5-yard pass from Stevens (Waddles kick)
4th	UTEP	McHenry 4-yard run (Waddles kick)

TEAM STATISTICS

	UM	UTEP
First Downs	6	16
Rushing Attempts-Yards	31-38	47-75
Passing Yards	71	201
Passes	12-23-1	16-35-1
Total Offense	54-109	72-276
Fumbles-Lost	4-3	0-0
Penalties	5-33	9-92
Interceptions-Yards	1-52	1-2
Punts-Yards	11-465	12-478
Punt Average	42.3	39.8
Blocked Punts	1	0
Punt Returns-Yards	8-75	6-25
Kickoff Returns-Yards	4-98	1-7

INDIVIDUAL LEADERS

Rushing	UM: Hindman 15-53; Newell 10-(-7), 1 TD; Bowen 6-(-8).
	UTEP: McHenry 13-73, 1 TD; White 17-72; Johnson 3-7; Dawson 3-(-26); Stevens 11-(-51).
	UM: Newell 12-23-1, 71 yards.
Passing	UTEP: Stevens 13-26-1, 155 yards, 1 TD; Dawson 3-9-0, 46 yards.
	UM: Matthews 4-25; Haik 3-24; Bowen 2-16; Shows 2-8; Hindman 1-(-2).
Receiving	UTEP: Wallace 6-83; Karns 5-56, 1 TD; Jones 4-38; White 1-14.



MVP Billy Stevens accepts the C.M. Hendricks Award after the Miners' Sun Bowl victory.

1988 INDEPENDENCE BOWL

SOUTHERN MISS 38

UTEP 18

**Independence Bowl (20,242) | Shreveport, La.
December 29, 1988**

After a close first half in which Southern Miss had a 10-7 lead, the Golden Eagles scored three third-quarter touchdowns to open up a 24-point lead and roll past UTEP, 38-18, in the 13th Annual Independence Bowl.

The Miners scored first on a 30-yard pass from Pat Hegarty to Reggie Barrett, and controlled the action in the first half. But after a Chris Jacke missed field goal, USM moved 80 yards for the go-ahead score, a three-yard TD pass from Brett Favre to Reginald Warnsley.

Two punt returns for touchdowns by James Henry put the game out of reach. Henry was named Most Valuable Offensive and Defensive Player of the game for his play.


Barrett tied an Independence Bowl record for receptions with nine for 119 yards and a touchdown.

Terry Walker recorded six tackles and a pair of interceptions off Favre, while Ken Sale and Doug Morgan each notched a team-high eight tackles to spark the Miner defense.

Hegarty, a GTE Academic All-American, threw for 203 yards on the day. He teamed with David Flores to set a UTEP bowl game record with 308 yards passing.



Willie Fuller hauls in a pass over an Air Force defender, as the Miners soared past the Falcons en route to their first-ever 10-win season.



SCORING SUMMARY

	1ST	2ND	3RD	4TH	F
UTEP	7	0	3	8	18
SOUTHERN MISS	3	7	21	7	38

QTR TEAM SCORING PLAY

1st	UTEP	Barrett 30-yard pass from Hegarty (Jacke kick)
1st	USM	Seroka 28-yard field goal
2nd	USM	Warnsley 3-yard pass from Favre (Seroka kick)
3rd	USM	Henry 55-yard punt return (Seroka kick)
3rd	USM	Gandy 1-yard run (Seroka kick)
3rd	USM	Henry 45-yard punt return (Seroka kick)
3rd	UTEP	Jacke 37-yard field goal
4th	USM	Gandy 7-yard run (Seroka run)
4th	UTEP	Fuller 2-yard pass from Flores (Fuller pass from Flores)

TEAM STATISTICS

	UTEP	USM
First Downs	19	17
Rushing Attempts-Yards	38-53	41-168
Passing Yards	308	157
Passes	23-44-0	15-26-2
Total Offense	82-361	67-323
Fumbles-Lost	3-0	2-0
Interceptions-Yards	2-34	0-0
Penalties-Yards	10-95	5-45
Punts-Yards	6-235	6-193
Punt Average	39.2	32.1
Punt Returns-Yards	4-(-9)	3-108
Kickoff Returns-Yards	4-56	2-29
Sacks By: Number-Yards	0-0	3-24
Time of Possession	31:08	28:52

INDIVIDUAL LEADERS

Rushing	UTEP	Fuller 9-31; Dixon 8-26; Menifee 5-13; Flores 2-3; Forest 1-1; Lopez 1-(-1); Hegarty 11-(-10).
	USM	Gandy 22-134, 2 TD; Bradley 9-29; Warnsley 3-8; Favre 7-(-3).
	UTEP	Hegarty 14-27-0, 1 TD, 203 yards; Flores 9-17-0, 1 TD, 105 yards.
Passing	USM	Favre 15-26-2, 1 TD, 157 yards.
	UTEP	Barrett 9-119, 1 TD; Adkison 4-55; Housler 3-49; Fuller 3-27, 1 TD; Lopez 2-33; Dixon 1-6; Bailey 1-19.
Receiving	USM	Tillman 2-44; Williams 2-28; Rowell 1-24; Jackson 3-15; Weeks 2-15; Warnsley 2-11, 1 TD; Gandy 2-10; Hansford 1-10.

2000 HUMANITARIAN BOWL

BOISE STATE **38**

UTEP **23**

**Bronco Stadium (26,203) | Boise, Idaho
December 28, 2000**

Bart Hendricks ran for two touchdowns, threw for another and caught a late scoring pass as Boise State beat UTEP, 38-23, in the Crucial.com Humanitarian Bowl.

Hendricks was 17 of 29 for 247 yards and ran for another 57 yards. He was selected the game's most valuable player for the Broncos.


Hendricks gave the Broncos a 24-10 lead with a 77-yard TD run on Boise State's first play from scrimmage in the second half. He also worked the clock in the closing minute of the first half before scoring on a 12-yard run with 18 seconds left. That gave the Broncos a 17-10 lead.

Hendricks got the game's last touchdown on a 10-yard pass from receiver Andre Banks with

3:35 on the clock. He capped Boise State's first possession with a 28-yard TD strike to Jay Swillie.

Boise State broke it open with a fake punt on the first play of the fourth quarter. On fourth-and-4, punter Jeff Edwards stepped into a channel on the right side of the line and ran 22 yards for a first down. On the next play, Brock Forsey went for a 42-yard TD run and a 31-13 lead.

The Miners pulled to 31-23 with 7:45 to play when Chris Porter scored on a three-yard run. Porter, who was named UTEP's MVP, led the Miners with 134 yards rushing.



SCORING SUMMARY

	1ST	2ND	3RD	4TH	F
UTEP	0	10	3	10	23
BOISE STATE	7	10	7	14	38

QTR	TEAM	SCORING PLAY
1st	BSU	Swillie 28-yard pass from Hendricks (Calaycay kick)
2nd	BSU	Calaycay 41-yard field goal
2nd	UTEP	Knapp 9-yard pass from R. Perez (Bishop kick)
2nd	UTEP	Bishop 28-yard field goal
2nd	BSU	Hendricks 12-yard run (Calaycay kick)
3rd	BSU	Hendricks 77-yard run (Calaycay kick)
3rd	UTEP	Bishop 43-yard field goal
4th	BSU	Forsey 41-yard run (Calaycay kick)
4th	UTEP	Bishop 47-yard field goal
4th	UTEP	Porter 3-yard run (Bishop kick)
4th	BSU	Hendricks 11-yard pass from Banks (Calaycay kick)

TEAM STATISTICS

	UTEP	BSU
First Downs	22	18
Rushing Attempts-Yards	44-118	29-175
Passing Yards	201	258
Passes	17-38-1	18-30-1
Total Offense	82-319	59-433
Fumbles-Lost	4-2	2-0
Penalties	4-35	6-59
Interceptions-Yards	1-0	1-5
Punts-Yards	5-244	7-298
Punt Average	48.8	42.6
Punt Returns-Yards	5-91	3-15
Kickoff Returns-Yards	5-66	6-118
Sacks By: Number-Yards	7-42	5-24
Time of Possession	32:55	27:05

INDIVIDUAL LEADERS

Rushing	UTEP: Porter 26-134, 1 TD; Austin 3-10; Cleveland 4-0; R. Perez 11-(-26).
	BSU: Forsey 10-68, 1 TD; Hendricks 13-57, 2 TD; Malaythong 4-26; Edwards 1-22; Gilligan 1-2.
	UTEP: R. Perez 17-38-1, 1 TD, 201 yards.
Passing	BSU: Hendricks 17-29-1, 1 TD, 247 yards; Banks 1-1-0, 1 TD, 11 yards.
	UTEP: Mays 7-91; Natkin 4-69; Ray 4-26; Knapp 1-9; Tessier 1-6.
Receiving	BSU: Forsey 4-56; Swillie 4-50; Fanucchi 3-32; Swan 2-40; Putzier 2-35; Gilligan 1-17; Banks 1-17; Hendricks 1-11.



Under center and in control, quarterback Rocky Perez led the Miners to their first bowl game in 12 seasons.

2004 EV1.NET HOUSTON BOWL

COLORADO **33**

UTEP **28**

**Reliant Stadium (27,235) | Houston, Texas
December 29, 2004**

Jordan Palmer and Jayson Boyd combined to set five UTEP bowl records, but it wasn't enough as Colorado rallied to edge the Miners, 33-28, in the EV1.net Houston Bowl.

Palmer set marks for passing yardage (328), passing attempts (42), passing completions (22) and total offense (325) and Boyd had a career-high 140 yards receiving. But the Buffaloes (8-5) held UTEP's high-scoring offense in check in the second half to erase a 21-13 deficit.

The Miners ended the year on their first losing streak of the season, closing out a magical year in which they improved from 2-11 to 8-4.

UTEP scored three touchdowns in the first half, but just one following the intermission. The Buffaloes controlled the clock for 21 out of 30 minutes in the second half.

Colorado moved 57 yards on 11 plays in its first offensive possession. Mason Crosby's 26-yard field goal put the Buffaloes ahead 3-0. UTEP answered with touchdowns on consecutive

possessions for a 14-3 lead. First, Howard Jackson scored on a seven-yard run, and later Josh Chamois had a one-yard scamper for six points.

The Buffaloes pulled to within a point (14-13) on a one-yard run by Hugh Charles and a 54-yard field goal by Crosby. Palmer's 17-yard pass to Boyd with 3:08 remaining in the second quarter gave the Miners some breathing room at the intermission.

Two more field goals by Crosby cut Colorado's deficit to 21-19 late in the third. UTEP responded with a four-play, 80-yard drive, capped off by Palmer's four-yard pass to Johnnie Lee Higgins, Jr. for a 28-19 lead.

However, the Buffaloes wouldn't go away. Joel Klatt's 78-yard pass to Joe Klopfenstein with 14:02 left in the fourth quarter closed the gap to 28-26. Colorado regained the lead for good at 33-28 on a 39-yard pass from Klatt to Evan Judge with 8:43 remaining in the game.



Poised in the pocket, quarterback Jordan Palmer set four UTEP bowl records, including 328 passing yards to cap Mike Price's first season in the Orange and Blue.



SCORING SUMMARY

	1ST	2ND	3RD	4TH	F
COLORADO	3	10	6	14	33
UTEP	14	7	0	7	28

SCORING PLAY

QTR	TEAM	SCORING PLAY
1st	CU	Crosby 26-yard field goal
1st	UTEP	Jackson 7-yard run (Schneider kick)
1st	UTEP	Chamois 1-yard run (Schneider kick)
2nd	CU	Charles 1-yard run (Crosby kick)
2nd	CU	Crosby 54-yard field goal
2nd	UTEP	Boyd 17-yard pass from Palmer (Schneider kick)
3rd	CU	Crosby 37-yard field goal
3rd	CU	Crosby 20-yard field goal
4th	UTEP	Higgins 3-yard pass from Palmer (Schneider kick)
4th	CU	Klopfenstein 78-yard pass from Klatt (Crosby kick)
4th	CU	Judge 39-yard pass from Klatt (Crosby kick)

TEAM STATISTICS

	CU	UTEP
First Downs	23	19
Rushing Attempts-Yards	44-157	27-34
Passing Yards	333	328
Passes	33-24-0	42-22-2
Total Offense	77-490	69-362
Fumbles-Lost	0-0	1-1
Interceptions-Yards	2-1	0-0
Penalties-Yards	10-83	4-43
Punts-Yards	4-200	5-270
Punt Average	50.0	45.0
Punt Returns-Yards	2-2	2-11
Kickoff Returns-Yards	5-83	1-16
Sacks By: Number-Yards	2-8	3-21
Time of Possession	37:09	22:51

INDIVIDUAL LEADERS

Rushing	CU: Purify 22-80; Charles 7-51; Torp 1-22; Mackey 1-20; Vickers 3-4; Littlehales 1-minus 2; TEAM 2-minus 2; Klatt 7-(-16). UTEP: Jackson 16-37; Thomas 2-4; Chamois 2-1; Smith 1-1; Austin 1-0; Palmer 4-(-3); Marrow 1-(-6).
Passing	CU: Klatt 24-33-0, 2 TD, 333 yards. UTEP: Palmer 22-42-2, 2 TD, 328 yards.
Receiving	CU: Purify 6-41; Klopfenstein 5-134, 1 TD; Monteilh 4-34; Judge 2-50, 1 TD; Mackey 2-32; Sprague 2-16; Duren 2-10; Vickers 1-16. UTEP: Boyd 7-140, 1 TD; Higgins 7-122, 1 TD; Marrow 3-9; Francies 2-28; Jackson 2-12; Sears 1-17.

2005 GMAC BOWL

TOLEDO **45**

UTEP **13**

**Ladd-Peebles Stadium (35,422) | Mobile, Ala.
December 21, 2005**

Bruce Gradkowski threw for 298 yards and five touchdowns, leading Toledo to a 45-13 victory over UTEP in the seventh annual GMAC Bowl in Mobile, Ala.

Gradkowski, the game's MVP, threw for three touchdowns in the first half as Toledo built a 28-13 lead. He out-dueled Miner quarterback Jordan Palmer, who passed for 160 yards in the first half before suffering a high ankle sprain.

Palmer completed 14 of 33 attempts for 163 yards. Orlando Cruz, who finished the game, was three of seven for 29 yards.

Toledo drove 79 yards for a touchdown on its opening possession, as Gradkowski connected with tight end John Allen for a 10-yard score.

The Miners dented the scoreboard with 1:52 remaining in the period on a 34-yard field goal by Reagan Schneider, capping a 71-yard drive.

Toledo extended its lead to 14-3 on a fourth down, 33-yard touchdown pass from Gradkowski to David Washington – his first career reception for a score – with 10:41 remaining in the half.

Thirty-six seconds later David Thomas picked off Palmer for a 37-yard touchdown, and the Miners found themselves trailing 21-3.

UTEP scored 10 straight points to pull to within 21-13. Palmer found Johnnie Lee Higgins, Jr. for an 18-yard score, and Schneider nailed a 23-yard field goal.


But Gradkowski quelled the Miners' momentum by finding Steve Odom for a 31-yard touchdown shortly before the half, leaving UTEP in a 28-13 hole at the intermission.

Odom opened the second half with a 51-yard kickoff return, setting up a 29-yard field goal by Jason Robbins for a 31-13 advantage.

Toledo's Trinity Dawson, who rushed for 124 yards, was named the game's offensive MVP. Mike Alston was appointed defensive MVP after racking up three sacks, and Odom had three kickoff returns for 112 yards to earn special teams MVP.



The explosive Johnnie Lee Higgins Jr. scored the Miners' lone touchdown at the 2005 GMAC Bowl.



SCORING SUMMARY

	1ST	2ND	3RD	4TH	F
TOLEDO	7	21	3	14	45
UTEP	3	10	0	0	13

QTR	TEAM	SCORING PLAY
1st	Toledo	Allen 10-yard pass from Gradkowski (Robbins kick)
1st	UTEP	Schneider 34-yard field goal
2nd	Toledo	Washington 33-yard pass from Gradkowski (Robbins kick)
2nd	Toledo	Thomas 37-yard interception return (Robbins kick)
2nd	UTEP	Higgins 18-yard pass from Palmer (Schneider kick)
2nd	UTEP	Schneider 23-yard field goal
2nd	Toledo	Odom 31-yard pass from Gradkowski (Robbins kick)
3rd	Toledo	Robbins 29-yard field goal
4th	Toledo	Powell 22-yard pass from Gradkowski (Robbins kick)
4th	Toledo	Hopkins 13-yard pass from Gradkowski (Robbins kick)

TEAM STATISTICS

	TOLEDO	UTEP
First Downs	25	16
Rushing Attempts-Yards	39-164	28-63
Passing Yards	304	192
Passes	19-32-2	17-41-2
Total Offense	71-468	69-255
Fumbles-Lost	1-1	1-0
Interceptions-Yards	2-37	2-16
Penalties-Yards	9-80	4-45
Punts-Yards	1-35	5-177
Punt Average	35.0	35.4
Punt Returns-Yards	1-4	1-1
Kickoff Returns-Yards	8-410	4-234
Sacks By: Number-Yards	3-28	0-0
Time of Possession	32:05	27:55

INDIVIDUAL LEADERS

Rushing	TOLEDO: Dawson 24-124; Parmele 5-19; Gradkowski 2-11; Broussard 5-8; Davis 1-4; Cochran 1-0; TEAM 1-minus-2. UTEP: Thomas 18-71; Higgins 1-15; Austin 4-3; Cruz 1-2; Palmer 4-minus-28.
Passing	TOLEDO: Gradkowski 30-18-2, 5 TD, 298 yards; Cochran 2-1-0, 0 TD, 6 yards. UTEP: Palmer 14-33-1, 1 TD, 163 yards; Cruz 7-3-1, 0 TD, 29 yards; TEAM 1-0-0, 0 TD, 0 yards.
Receiving	TOLEDO: Odom 5-97, 1 TD; Moore 4-84; Washington 2-38, 1 TD; Powell 2-38, 1 TD; Hopkins 2-17, 1 TD; Dawson 1-11; Allen 1-10, 1 TD; Davis 1-6; Parmele 1-3. UTEP: West 6-88; Higgins 2-30, 1 TD; A. Givens 2-26; Francies 2-23; Thomas 2-minus-2; Sears 1-13; Hunt 1-9; Mauch 1-5.

2010 NEW MEXICO BOWL

BYU	52
UTEP	24
University Stadium (32,424) Albuquerque, N.M.	
December 18, 2010	

Jake Heaps passed for 264 yards and four scores, leading BYU to a 52-24 victory over UTEP in the fifth annual New Mexico Bowl.

The Miners fell behind 31-3 to the long-time rival Cougars midway through the second quarter, and couldn't mount a rally despite Trevor Vittatoe hooking up with Kris Adams for three touchdowns.

Vittatoe connected with Adams for scoring passes of 67, 37 and 49 yards. He finished 14 of 29 passing for 245 yards, while Adams established a career-high in his final college game with 153 yards on three catches.

Marlon McClure also had a big day for the Miners, establishing New Mexico Bowl records for kickoff return yards (125) and long kickoff


return (72). His performance gave UTEP 1,538 kickoff return yards on the year to establish a new single-season standard.

UTEP's special teams performance was solid all-around with Dakota Warren booming a 52-yard field goal and Ian Campbell punting six times for 287 yards, a 47.8-yard average.

The Cougars scored touchdowns on four of their first five possessions. BYU compiled 514 yards behind a balanced attack that featured 295 through the air and 219 on the ground. The Cougars received 137 yards receiving from Cody Hoffman and 101 rushing from Joshua Quezada.



The elusive Marlon McClure set two New Mexico Bowl records and a UTEP single-season standard with a special day on special teams.



SCORING SUMMARY

	1ST	2ND	3RD	4TH	F
BYU	17	14	14	7	5
UTEP	3	7	7	7	24

SCORING PLAY

QTR	TEAM	SCORING PLAY
1st	BYU	Kariya 4-yard run (Payne kick)
1st	BYU	Ashworth 9-yard pass from Heaps (Payne kick)
1st	UTEP	Warren 52-yard field goal
1st	BYU	Payne 38-yard field goal
2nd	BYU	Hoffman 31-yard pass from Heaps (Payne kick)
2nd	BYU	Hoffman 3-yard pass from Heaps (Payne kick)
2nd	UTEP	Adams 67-yard pass from Vittatoe (Warren kick)
3rd	BYU	Di Luigi 2-yard run (Payne kick)
3rd	UTEP	Adams 37-yard pass from Vittatoe (Warren kick)
3rd	BYU	Hoffman 29-yard pass from Heaps (Payne kick)
4th	BYU	Quezada 8-yard run (Payne kick)
4th	UTEP	Adams 49-yard pass from Vittatoe (Warren kick)

TEAM STATISTICS

	UTEP	BYU
First Downs	28	13
Rushing Attempts-Yards	50-219	22-(-12)
Passing Yards	295	245
Passes	26-36-2	14-33-3
Total Offense	86-514	55-233
Fumbles-Lost	1-0	0-0
Penalties	6-54	7-52
Interceptions-Yards	3-42	2-55
Punts-Yards	3-160	6-287
Punt Average	53.3	47.8
Punt Returns-Yards	2-42	2-2
Kickoff Returns-Yards	5-125	8-202
Sacks By: Number-Yards	4-58	0-0
Time of Possession	38:16	21:44


INDIVIDUAL LEADERS

Rushing	UTEP: Banyard 2-11; J. Thomas 4-10; Buckram 6-10; Myers 1-3; McClure 1-(-3); Vittatoe 8-(-43).	
	BYU: Quezada 15-101, 1 TD; Di Luigi 20-98, 1 TD; Kariya 6-18, 1 TD; Hague 3-9; Lark 1-(-1); Foote 2-(-2).	
	Passing	UTEP: Vittatoe 14-29-3, 3 TD, 245 yards; J. Thomas 0-3-0, 0 yards.
		BYU: Heaps 25-34-1, 4 TD, 264 yards; Lark 1-2-1, 31 yards.
	Receiving	UTEP: Adams 3-153, 3 TD; McClure 4-38; Hunter 3-27; Trisby 2-14; J. Thomas 1-7; Carr 1-6.
BYU: Hoffman 8-137, 3 TD; Jacobson 4-32; Foote 1-31; Di Luigi 3-21; Mahina 2-20; Wilson 2-16; Quezada 2-15; Ashworth 1-9, 1 TD; Hague 1-6; Hafoka 1-4; Holt 1-4.		

2014 NEW MEXICO BOWL

UTAH STATE	21
UTEP	6

**University Stadium (28,725) | Albuquerque, N.M.
December 20, 2014**



The Miners got on the board first. A 32-yard field goal by Jay Mattox with 3:10 remaining in the first quarter put UTEP ahead 3-0. The key play of the drive was a Jameill Showers roll out and 53-yard pass to Ian Hamilton on third and 10 from the UTEP 26-yard line.

Utah State answered with a big play of its own. Kent Myers' 48-yard rush on a first down at midfield lifted the Aggies into a 7-3 lead.

Both teams squandered scoring opportunities late in the second period. UTEP came up empty in the red zone as Mike Ruggles bobbled Nick Dooley's snap on a 25-yard field goal attempt. Wildcat Ronald Butler came in at quarterback for Utah State and promptly rushed 61 yards to the UTEP 29-yard line. The Aggies moved another 18 yards, but couldn't cash in as Nick Diaz's 28-yard field goal attempt was wide left.

Utah State built the 14-3 cushion on its first drive of the third quarter. The Aggies advanced 75 yards on seven plays, capped by Nick Vigil's three-yard scamper for a score. It was the third rushing score of the year for the star linebacker. Utah State had a 46-yard completion (Myers to JoJo Natson) and a 14-yard running play (Myers) on the series.

The Miners were finally able to get something going offensively in the fourth quarter when

they marched 54 yards on 16 plays, and Mattox booted a 34-yard field goal to make it a one possession game. But Utah State put it away with a four-play, 65-yard scoring drive. Joe Hill put the exclamation point on the drive, and the game, with an 11-yard rush into the end zone.

Aaron Jones rushed 25 times for 88 yards to lead UTEP. Jones moved into 10th place on the Miners' career rushing list with 2,132 yards and ended the season with 1,321 yards, the fourth-top seasonal total in school annals. Jameill Showers, in his final college game, completed 13-of-24 passes for 126 yards. Hamilton recorded a game-high 79 receiving yards.

Myers threw for 68 yards and rushed for 70 to lead the Aggies. The UTEP defense kept the Miners in the game, yielding 347 yards. Adrian James spearheaded the Miners' defensive effort with seven tackles and a forced fumble.

The Miners were whistled for 75 penalty yards, their most under coach Sean Kugler.

Despite the tough finish, it was a season to remember for UTEP, which rebounded from a 2-10 campaign to make its first trip to a bowl game in four years.

SCORING SUMMARY

	1ST	2ND	3RD	4TH	F
BYU	7	0	7	7	21
UTEP	3	0	0	3	6

SCORING PLAY

QTR	TEAM	SCORING PLAY
1st	UTEP	Mattox 32-yard FG
1st	USU	Myers 48-yard rushing TD (Diaz kick)
3rd	USU	Vigil 3-yard TD run (Diaz kick)
4th	UTEP	Mattox 34-yard FG
4th	USU	Hill 11-yard rushing TD (Diaz kick)

TEAM STATISTICS

	UTEP	USU
First Downs	12	16
Rushing Attempts-Yards	46-149	40-279
Passing Yards	126	68
Passes	13-24-1	5-12-1
Total Offense	70-275	52-347
Fumbles-Lost	1-0	3-1
Penalties	8-75	2-10
Interceptions-Yards	1-0	1-3
Punts-Yards	7-270	5-191
Punt Average	38.6	38.2
Punt Returns-Yards	3-10	3-25
Kickoff Returns-Yards	1-17	0-0
Sacks By: Number-Yards	4-23	2-10
Time of Possession	36:34	23:26

INDIVIDUAL LEADERS

Rushing	UTEP: Jones 25-88; Showers 10-24; Jeffery 5-18; Bell 3-13; Banner 1-9; Golden 1-(-1).
	USU: Myers 15-70, 1 TD; Butler 2-69; Hill 6-50, 1 TD; Natson 5-40; Vigil 8-34, 1TD; Hunt 4-16.
	UTEP: Showers 13-24-1, 126 yards.
	USU: Myers 5-12-1, 68 yards.
Receiving	UTEP: Hamilton 4-79; Jones 3-9; Rogers 1-16; Tomlinson 1-6; D. Laufasa 1-5; Shaw 1-4; Ford 1-4; Bell 1-3.
	USU: Sharp 3-21; Natson 2-47.



Jay Mattox accounted for all of UTEP's points, connecting on field goal makes of 32 and 34 yards.

LETTERMEN

A

Abor, Anwar	91,92,93
Acosta, Ricardo	94,95
Acree, Andre	00
Adamian, Paul	70,72
Adams, Greg	81
Adams, Kris	07,08,09,10
Adams, Martin	61,62,63,64
Adkins, Marvin	34,35
Adkins, Tommy	39,40
Adkison, Arnie	85,86,87,88
Adkison, Daron	87,88,90,91
Aguayo, Mike	06,07,08,09
Akinduro, Godwin	01,02,03,04
Alarcon, Santos	86,87
Alexius, Aubrey	09,10,11,12
Allcorn, Dean	74,75,76,77
Aldredge, Ronnie	58,59,60,61
Allen, Charles	78
Allen, Delbert	80,81,82
Allen, Mickey	42
Allen, Roy	46
Alsup, Ed	37,38
Alsup, Richard	58,59
Altemus, Tom	70,71
Alvarez, Miguel	75,76,77
Amato, Geoff	08,09,10
Amdall, Mike	12, 13
Amerine, Randy	74,75
Amerson, Don	74,76,77
Amy, Braxton	06,07,09,10
Anderson, Chuck	65,66
Anderson, Donovan	90,91
Anderson, Eric	82,83,84,85
Anderson, Harvey	47
Anderson, Mike	71
Arciniega, Charles	63,64,65
Andreas, Vincent	37
Andrews, J.B.	29,30,31,32
Andrews, Lionel (Red)	35,36,37
Armes, Homer	36,37
Armstrong, Chester	32
Armstrong, Greg	88,89,90,91
Armstrong, Marshall	71
Arnold, Boyd	36,37
Ashley, Frank	34,35
Atkins, Dave	70,71,72
Atkinson, Eloy	09,10,11,12
Attel, George	37,38,39
Auelua, Alfonso	05,06
Aumua, Kaio	93,94
Austin, Dennis	89,90,91,92
Austin, Matt	02,03,04,05
Austin, Sherman	99,00,01,02
Avery, Bill	75
Ayala, Adam	10,11,12, 13

B

Babb, Kent	59,60
Bachelor, Ron	76
Baggett, Winfred	56
Bagley, Marcus	10,11,12, 13
Bailey, Fred	19
Bailey, Patrick	90,91
Bailey, Victor	88
Bailey, Wayne	54,55,56,57
Bailie, Ray	95,96
Baker, Danny	91,92,93,94
Baker, Kevin	75
Baker, Pat	85,86
Baker, Shelton	93,94
Baldwin, Kenneth	59
Balenti, Dick	36,37,38

Balenti, Mike	36,37
Balfanz, David	80,81
Ballard, Walter	80,81
Ballew, W.F.	20,21
Banks, George	96,97,98
Banner, Ziere	14
Banyard, Joe	10,11
Barber, Tremem	38,39
Barczak, Joel	90,91,92,93
Barfield, Noel	58
Barnes, Ed	41
Barnes, Joe	58
Barnes, Merritt	64,65,66
Barnes, Mondel	54,55,56
Barnes, Tony	04,05
Barnett, Hal	75,76
Barnett, Jim	66,67,68
Barnett, Lee	35
Barrett, Al	72
Barrett, Ed	40
Barrett, Fred	38
Barrett, Logan	09
Barrett, Reggie	87,88,89,90
Barron, Jon	89,90,91
Batson, Tyler	14,15,16
Beard, Glen	99,00
Beneler, Wayne	52
Belcher, Kevin	80,81,82
Belichesky, Bronko	73
Bell, Dustin	08,09
Bell, Josh	12,13,14
Belshe, Jake	05
Belt, Fred	64
Belvin, Art	74,75,76
Benefield, Greg	80,81
Benekos, Bryce	01,02,03,04
Bennett, Bob	23
Bennett, Gene	20,21
Bennett, Homer	33
Bennett, Joe	19,20,21,22
Bennett, Jules	47
Bentley, Dale	68
Benton, Joe	68
Berighus, Wendell	76,77
Berlanga, Charlie	68,69
Berry, James	70,71
Besses, Melvin	79,80
Bevan, Dean	28
Bevans, Don	38,39,40
Beverly, Kalon	15,16
Bevers, Jimmy	55,56,57,58
Bicley, Coiff	41
Biggs, Frazier	28
Binford, W.	19,20,21
Birkhead, John	50,51,52
Bishop, Chance	16
Bishop, Glenn	88,89,90,91
Bishop, Ricky	97,98,99,00
Black, Alvin	92,93,94,95
Black, Bill	42
Black, Bruce	56
Black, Buddy	37,38,39
Black, Don	86,87,88
Black, Frank	28
Black, Mike	74,75,76,77
Blackman, Jack	38
Blaine, Terrance	96
Blair, Jason	93,94,95,96
Blair, Nikita	81,82,83,84
Blake, Antwon	08,09,10,11
Bloodworth, Lloyd	41
Blythe, Stanley	64,65,66
Bobo, Clyde	52
Bobo, Robert	54,56,57,58
Bogan, Kevin	90,91
Boggs, Jacob	99,00

Bonds, Tommy	83,84,85,86
Bonner, Larry	89
Borrego, Juan	70,71
Booth, Blayne	93,94
Bostwick, Ron	62,63,64,65
Bouis, Kevin	94,95
Bouras, Fade	99,00,01
Bowden, Jim	46,47,48,49
Boweman, Mike	77,78
Box, Travis	91
Boyce, Don	59,60,61,62
Boyce, Jason	07
Boyce, Leland	49
Boyd, Dan	39,40,41
Boyd, Dan	56,57,58
Boyd, Herschel	39,40,41
Boyd, Jayson	04,05
Boyd, Keith	93,94,95,96
Boykin, Ben	30,31,32
Boykin, Claude	26
Bracken, Arthur	77,78,79
Bradford, Wade	74,75,76,77
Bradley, Thomas	85,87,88
Bradshaw, Charles	57,58,59,60
Brady, Mike	68,69
Bramlett, Dennis	69,70
Brasfield, Chris	91
Breiden, Arthur	42
Bresolin, Gino	13,14,15,16
Bretz, Glenwood	40
Brewster, Ralph	47,48,49,50
Bridler, Bill	42
Bridler, Braney	46
Brinkler, Pat	61
Brittingham, Andre	93,94,95
Broadus, Morgan	49
Brock, Cooper	12,13,14
Broderick, Glenn	19
Brooks, Corin	12
Brooks, Don	83,84,85
Brooks, Jerrod	15,16
Brooks, Lewis	69
Broughton, Wayne	52,53
Brown, Barron	91
Brown, Bill	65,66,67
Brown, Cornelius	06,07,08,09
Brown, Derrick	90,91,92,93
Brown, Eric	80
Brown, Glen	54
Brown, Grady	54
Brown, Greg	78,79
Brown, Jermaine	93,94,95
Brown, Kenny	90,91,92
Brown, Kyle	11,12, 13
Brown, Lawrence, Jr.	93,94,95
Brown, Mike	80
Brown, Trey	12,13,14,15
Brownlee, Lance	87,88,89
Buckingham, Sani	16
Buckram, Donald	06,07,08,09,10
Bulitt, Andre	76
Bullock, H.L.	30
Bulos, Jesse	39,40,41
Bumgardner, Jack	93,94,95,96
Bunn, Ed	91,92
Burchard, Joe	50
Burks, Brian	94,95
Burnett, J.C.	20,21
Burney, Kelly	81
Burris, Jack	35
Burris, Jack	52
Burrow, Cliff	75
Burton, Larry	92,93,94
Butler, Rommel	96
Byrne, Doggie	25,26,27,28

C

Calderella, Jack	63,64,65
Caldwell, Kevin	88,89,90,91
Cale, Thomas	93
Camilli, Matt	09,10,11
Campbell, Gerald	49,50,51
Campbell, Ian	10,11,12
Campbell, Jeff	27,28,29,30
Campbell, John	68,69
Campbell, Wayne	46
Canales, Rick	90,91,92
Cannon, Pat	89,90,91,92
Cannon, Roscoe	21,22,23
Cantrell, Harris	51,52,53
Cantrell, Jimmy	41
Cantrell, Wesley	42
Caples, Bill	22,23,24
Carameras, Alex	42,46
Caravelli, Milke	88,89
Cargile, Lee	47,48,49,50
Carlile, Mookie	15
Carman, Bob	52,53
Carnell, Ben	46,47
Carpenter, Darryl	78,79,80
Carpenter, Jimmy	95,96,97,98
Carr, Fred	65,66,67
Carr, Russell	08,09,10,11
Carrasco, Mike	37
Carreon, Peter	13
Carson, Hugh	40,41
Carson, Tim	78
Carter, Isaiah	07,08,10,11
Carter, Robert	96,97,98,99
Carter, Tod	91
Casebier, John	40
Casey, Anthony	04
Casey, Pat	52
Cash, William	79
Cashon, Ed	36,37
Casillas, Willie	61
Casper, Steve	86,87,88,89
Cass, Henry	25,26
Castellanos, Henry	85
Castellanos, Hugo	84,85,86,87
Castillo, Jeremy	00,01
Castle, Curtis	00,01,02
Castle, Keith	79,80
Castro, Joe	05
Cates, Bob	46
Cavness, Grady	66,67,68
Cefalone, Dominick	89
Chastain, Kenneth	97
Chambers, James	85,86
Chamois, Josh	03,04,05,06
Chandler, Kevin	81,82,83
Chaney, Joe	93,94,95,96
Chapman, Bernard	70,71
Chappell, Bethany	63,64
Chavando, Jaime	69,70,71
Chavis, Maurice	13,14
Chemo, Milton	42
Chesak, Bill	49,50
Childs, Gene	67,68
Christian, Kristopher	15
Chukwukelu, Denzel	16
Clark, Bill	27
Clark, Vic	41,46
Clarke, Sam	00,01,02
Clayton, Carey	97,98,99,00
Clayton, Chris	98
Clayton, Robert	00,01,02,03
Clements, George	50,51,52
Clemons, Crance	98,99,00,01
Cleveland, Jay	82,83
Cleveland, Rovann	00,01,02,03

LETTERMEN

Click, Cedric	02,03,04,05
Coats, John	75,76
Coats, Vic	61,62,63
Cobb, Weldon	75,76
Cockrell, Devin	13,14,16
Coldwell, Charlie	29,30,31,32
Coleman, Bobby	54,55,56
Coleman, LaFreddie	72,73
Collavo, Troy	03,04,05,06
Collins, Eric	83,84,85
Collins, Harold	86,87
Combs, Nicky	84,85,86
Comer, Michael	93,94,95,96
Conger, Darrell	58,59,60
Conley, Dwight	91,92
Contreras, Austin	08,09,10
Cook, Joe	64,65
Cooks, Vernon	86,87,88,89
Cooks, Weldon	99,00,01,02
Cooper, Eric	85,86
Cooper, Kenneth	97,98
Copeland, James	79,80
Corbell, Berman	54,55,56
Corbell, Dickie	59
Cormier, Carl	92,93,94
Costantini, Lorenzo	86,87,88,89
Costello, Tom	87,88
Cotchery, David	95,96,97,98
Cotton, Don	52,53
Cotton, George	40
Cotton, Robert	52,53,54
Cotton, Russell	38,39,40
Cousins, Oniel	05,06,07
Cowan, H.A.	58
Cowan, John	58,59,60
Cowden, Bob	40
Cowell, Charles	47
Crabb, Alton	67,68
Crafts, Jonas	01,02,03,04
Craig, Tim	89,90,91
Craighead, Brander	09,11,12, 13
Craigo, Bill	69,70,71
Crawford, Bill	47,48
Crawford, Rachaude	97,98
Cresap, Sam	32,33,34
Crews, Tommy	41
Crittenden, Lonnie	72,73
Croft, Don	68,69,70,71
Cromartie-Smith, Da'Mon	06,07,08,09
Crow, David	75,76
Crutcher, Jim	46
Crutcher, John	95,97,98,99
Cruz, Anthony	91,92
Cruz, Orlando	02,03,04,05
Culbreth, Marcus	85,86,87,88
Cullumber, Tanner	08,09,10
Cumble, Brandon	94,95,97
Culp, Jerry	51,52,53,54
Curtis, Jaryl	93,94,95
Czemiewski, Vince	15

D

Daney, George	65,66,67
Daniels, Jerome	13,14,15,16
Daniels, Rick	78
Darby, Rich	83,84,85,86
Darden, Clifton	57,58
Darilek, Trey	00,01,02,03
Daross, James	31,32,33,34
Daugherty, Dick	66,67,68
Davidson, Paul	28
Davidson, James	10,11,12, 13
David, C.A.	51,52
Davis, Brad	96,97,98

Davis, Charlie	1981
Davis, Dario	98,99
Davis, Desmond	16
Davis, Evan	07,08,09,10
Davis, Jim	49,50
Davis, Larry	65,66
Davis, Larry	92,93,94
Davis, Tyrone	90,91,92,93
Davis, Wymon	46
Dawn, Walter	16
Dawson, Brooks	66,67,68
Day, Chris	05,06,07,08
Deal, Mike	96,97,98
Dean, Charles	38,39,40
DeGroat, Jim	48,49
De La Rosa, John	15,16
Delgado, Sir James	04,05
Demps, Quintin	04,05,06,07
DeSha, Scott	70,71,72
Devlin, Mike	40,41,42
DeVries, Russ	86,87,88
Dew, Brandis	07,08
Diaz, Mickey	75
Dickerson, Robert	87,88
Dickey, M.H.	42
Dickinson, W.E.	21
Dillard, Dirk	01,02,03,04
DiMatteo, Alex	02,03,04,05
Diremeyer, Bob	51,52,53
Dixon, Jason	93,94,95
Dixon, Eddie	85,86,87,88
Dixson, Foster	16
Dnago, Rosario	50
Dooley, Nick	12,13,14,15
Dorenbos, Jon	00,01,02
Dorris, Lorris	38
Dorsey, Kevin	93
Doughtie, Lee	75
Douglas, Steve	02,03,06,07
Dove, Kevin	16
Dowdy, Mark	00,01,03,04
Dowell, LaQuintus	12,13,14,15
Downey, George	81
Doxey, T.A.	20,21
Draughon, Nate	03,04,05,06
Driver, Darryl	83,84,85
Duarte, Omar	01,02,03,04
DuCloss, King	51
Dudre, Arnold	83,84,85
Dudley, Don	70,71
Duffel, Carl	32,33
Duffield, James	83
Duncan, Bobby	73
Duncan, Frank	75,76,77,78
Durham, Larry	61,62,63,64
Durio, Ivory	91,92,93
Dwiggins, Raymond	30,31

E

Ealy, Chuck	59
Ebell, Tyler	05
Edminson, Charles	46,47,48
Edminson, Jimmy	59
Edwards, Harold	30
Edwards, Michael	11,12
Eldridge, John	86,87,88
Elliott, Robert	74,75,76,77
Ellis, Matt	05
Ellison, Darius	95,96,97,98
Elmendorff, Derek	14,15,16
Elsner, Luke	14,15
Elwood, Matt	01,02,03,04
Emmett, Robert	28,29,30
Emmons, John-Austin	02
Epps, Brandon	92,93,94

Epps, Gene	67,68
Erving, Jameel	13,14
Erwin, Ronald	54,55,56
Espinosa, Luis	03,04,05
Espinosa, Robert	01,02,03,04
Espiritu, Nick	65,66,67
Esquivel, Sandi	21,22
Estrada, Nick	93
Evans, Arthur	21,22
Evans, Creg	86,87,88
Evans, Jim	61,62,63
Evans, Raymond	42,46,47
Evans, Rickie	85,86
Evbuomwan, Lance	09,10
Evenhus, Jeremy	01,02
Everest, Andy	47,48,49

F

Fabish, Jim	67,68,69
Fager, Ed	42,46
Fager, Jim	47-48
Fain, Floyd	84,85,86
Famaligi, Ariel	99,00,01,02
Fambro, Matt	97
Fanoga, Mike	85,86
Fant, Leeford	59
Farlow, Barney	46
Farrar, Michael	09
Fehoko, Jamie	10,11
Felix, Robby	05,06,07,08
Fely, Josh	11,12
Fematt, Josh	07
Fenner, Jahmal	01,02,03,04
Ferguson, Buck	47
Ferguson, Josh	05,06,08
Ferguson, Selectman	48
Ferguson, Theodore	28
Ferrell, Scott	90
Ferrell, Remo	47,48
Fette, Rick	99,00,01,02
Fields, Willie	66,67
Fifita, Tevita	02,03,04,05
Finley, Matt	97,98
Fino, Ben	36,37
Firstley, Silas	13,14,15,16
Fisher, Bobby	59
Fisher, Kelvin	14
Fitzgerald, Charles	42,47
Fitzgerald, Dewey	40,41
Fitzsimmons, Jim	66
Fleskoski, Joe	03,04,05,06
Flores, Davis	85,86,87,88
Flores, Joe	76
Floyd, Don	52
Floyd, Gonzalo	90,91,92,93
Floyd, Lee	40,41,42
Flynn, Richard	29
Fogle, Lee	47,48
Folkner, Steve	78,79,80
Fondren, Cody	34,35
Force, Craig	84
Ford, Cole	15
Ford, Katrae	10,12,13,14
Ford, Tim	05
Forkerway, Eddie	76,77,78,79
Forrest, Bob	55,56,57
Forrest, Dick	55,56,57
Forrest, Randy	86,87,88
Foster, Cooper	13,14,15,16
Foster, Herman	49,50
Foster, Murray	69,70,71
Fountain, James	65,66,67
Fowler, Blair	85,87
Fowler, Bob	80
Francies, Chris	02,03,04,05

Francis, Aaron	03
Fraser, Danny	47,48,49,50
Fraser, Makana	16
Frazier, Vernon	08,09,10,11
Frazier, Wayne	12,13
Freeman, Jack	08
Freytag, Cole	12,14,15,16
Frye, Jeken	09
Frye, Tony	70-71
Fuller, Willie	85,86,87,88
Fulton, Caesar	56
Furguson, Ellias	46
Furman, John	58,59,60,61
Furman, Mike	58,59

G

Gabbard Phil	85,86,88,89
Gabrel, Pug	47,48,49,50
Gadison, Lee	90,91
Gage, Bill	38
Galbraith, Gervis	58,59
Galloway, Tom	67,68
Gamble, Harrison	62,63,64,65
Garcia, Bubba	76,77,78,79
Garcia, Jose	02,03,04,05
Gariham, Gary	75,76
Garlisch, Roy	79,80
Garrett, Rick	80
Garvey, Bob	75,76
Garza, Sammy	83,84,85,86
Gasser, Howard	89,90
Gates, Bill	46
Gatewood, Derron	15,16
Gathrite, Nick	13,14
George, Alden	58,59,60
George, Kenneth	54,55,56
George, Tony	81,82,83,84
Gerlach, Dave	69
Giannoni, David	93,94,95,96
Gibbs, Eric	92,93
Gibson, Eric	98
Gibson, Paul	70,71
Gilkerson, George	28,29
Gill, Jack	41,46
Gillespie, Jason	89,90,91,92
Givens, Aaron	02,03,04,05
Givens, Brian	01,02,03,04
Givens, Johan	05,06,07
Glasgow, Virgil	79,80,81,82
Glosson, Clyde	68,69,70
Glosson, Julius	63,64
Glover, Jason	01
Glover, Robert	61,62,63,64
Glover, Tony	87,88
Golliher, Mark	92,93
Gnauck, Robert	24,25
Golden, Autrey	12,13,14,15
Goldtrap, Elijah	07,08,09,10
Golson, Keonta	97,98
Gonzales, Al	95,96
Gonzales, Jacob	02,03,04,05
Gooden, John	47,48,49
Goodwell, Landon	06,07,08,09
Goolsby, Kevin	92,93,94
Gorden, Marshall	78,79,80
Gothard, Jack	55,56
Graniello, Ben	01,02,03,04
Grant, Darnell	79,80,81,82
Graves, Raymond	37
Gray, Alan	95,96,97,98
Gray, Shawn	91,92,93,94
Grayson, DeShawn	09,10,11,12
Green, Bill	24,25,26,27
Green, Frank	28
Green, Johnny	39

LETTERMEN

Greenlee, Zack	16
Green, Larry	77,78
Griffin, Charles	46
Griggs, Steve	86,87,88
Griego, Nick	95,96
Grimes, Jeff	86,87,88,89
Grinstead, Aaron	95,96,97,98
Grounds, Elmer	42,46
Grounds, Robert	46,47,48,49
Grubes, Dick	59
Guerra, Giovanni	09
Guilford, Wally	66,67,68
Gutierrez, Rosendo	50
Gunnels, Rich	69,70
Guy, Quincy	93,94

H

Hagar, Don	81
Hahn, John	73
Haley, C.J.	11,12
Hall, Jay	11
Hamilton, Ian	12,13,14
Hamilton, James	90,91,92
Hamm, David	14
Hammond, James	49,50
Hammonds, Clyde	89
Hanel, Justin	03,04,05,06
Hanna, John	36,37
Hanna, Mike	02
Hannon, Bill	57,58,59
Hansen, Wayne	47,48,49
Hanson, Randy	84,86
Haqq, John	92,93
Harden, Leon	67
Harding, Gene	50
Harding, Kevass	88,89
Hardison, David	61
Harman, Hugh	54,55,56
Harper, Christian	13,14,15,16
Harper, Gordon	73
Harrell, Larry	63,64
Harris, Chris	95,96
Harris, Phil	73
Harris, Ramonte	08
Harris, Tyce	84,85,86
Harrison, Ishmael	12,13,14,15
Harsbarger, John	39,40
Hartgraves, Bobby	56
Hartman, W.	20,21
Harvey, Jim	58,59,60,61
Harvey, John	85,86,87,88
Haselhorst, Dale	73
Hasten, Dan	68
Hatch, Phil	69,70
Hatcher, Kent	56
Hausenbaucer, Ed	46
Hawk, Henry	32
Hawley, Lincoln	26
Hayes, Leon	13,14,15,16
Hayner, Glenn	71
Haynie, Harold	22,23
Heard, Matthew	14
Heard, Roy	51,52
Hearn, J.D.	02,03,04
Hedecoke, Wade	52,54
Hegarty, Pat	87,88
Heineman, Ken	35,36,37,38
Heinman, Lloyd	47,48
Henderson, Brent	94,95,96,97
Henderson, Don	42
Henderson, George	76,77
Henderson, Joe	65,66
Henry, Arnold	35
Henson, Joe	61

Hernandez, Luis	59,60,61,62
Hernandez, Tony	33,36,37,38
Hernandez, Will	14,15,16
Herriott, Ed	72,73
Hester, Todd	83,84
Hewitt, Derek	88,89,90,92
Hickl, Matt	95,96
Hicks, Michael	95,96,97
Hiatt, Greg	07,09
Higgins, John	75,76
Higgins Jr., Johnnie Lee	03,04,05,06
High, Karmul	99,00,01,02
Hill, Holton	80,81,82
Hill, Leonard	75,76,77,78
Hill, Marvin	87,88,89
Hill, Raymond	86,87,88,89
Hillebrand, Rich	78,79,80
Hillman, Grady	50
Hippolyte, Phillip	95,96
Hobbs, Thurman	56
Hochuli, Ed	69,70,71
Hodgson, Dave	78,79
Holden, Dean	61
Holderman, Cole	59,60
Holderman, H.L.	49
Holderman, Sonny	48,49,50
Holleman, Greg	08,09,10
Holley, Joe	47,48,49,50
Hollins, Nathan	90,91
Holloway, Menson	96,97,99,00
Holmes, Oliver	71,72
Holt, Johnny	56
Holt, Ray	75,76,77,78
Hooks, Anthony	89,90,91,92
Hopkins, Gene	16
Hourigan, Richard	35
Hotchkiss, Ryan	05,06
House, Josh	03,04,05
Houser, John	94
Housler, Rob	84,86,87,88
Howard, Arthur	42
Howard, Preston	41,42,46
Howard, Thomas	02,03,04,05
Howle, John	52,53,54,55
Hubbard, James	73,74
Huddleston, Pat	31,32
Huffman, Coleman	46,47,48
Hughes, Chuck	64,65,66
Hughes, Dennis	76,77
Hughes, Treyvon	15
Huhn, Shane	12
Hunt, Brent	97,98,99
Hunt, Jamar	05,06,07,08
Hunt, Justin	00,01,02,04
Hunt, Pat	88,89
Hunter, Pierce	07,08,09,10
Huntley, Rod	07,08,09,10
Hurt, Steve	74,75,76,77
Hutto, Joe	50
Hynson, Adrian	15,16

I

Iakopo, Falaniko	86,87,88,89
Ibok, Ibok	01,02,03,04
Ihegborow, Best	93,94,95,96
Iron, Jack	63,64
Irving, Jamie	08,09,10,12
Ivery, Carl	34,35

J

Jacke, Chris	84,85,86,88
Jackson, Alan	96
Jackson, Brandon	05
Jackson, Bruce	92,93,94,94

Jackson, Camar	99,00,01,02
Jackson, David	16
Jackson, Gene	65,66
Jackson, Howard	01,02,03,04
Jackson, Mike	75,76,77
Jackson, Parrish	93,94,95
Jackson, Ray	61,62,63,64
Jackson, Terrell	07,08
James, Adrian	10,11,13,14
James, Louis	61,62,63,64
James, John	01
Jarzombek, Frank	78,79,80
Jaure, Joe	67,68
Jean Charles, Alex	16
Jeffery, Nathan	11,12,13,14
Jepsen, Mike	91
Jeune, Wiston	09,10
Johnson, Brandon	02,03
Johnson, Cedric	93,94,95,96
Johnson, Elzie	96,97,98,99
Johnson, Harold	75,76,77,78
Johnson, Jim	52,53,54,55
Johnson, Jim	56,57,58,59
Johnson, Jimmie	26
Johnson, John	71,72
Johnson, Kavika	15,16
Johnson, Leroy	66,67,68
Johnson, Lucien	75,76
Johnson, Luther	83,84,85,87
Johnson, Ray	37,38,39
Johnson, Stacey	84,85
Johnson, Tanny	74,75,76,77
Johnson, Terrance	94,95,96
Johnson, Tom	23
Johnston, Clifford	96,97,98,99
Johnston, Leroy	60,62,63
Jones, Aaron	13,14,16
Jones, Alvin	14,15,16
Jones, Coy	50,51
Jones, Emmitt	95
Jones, Gary	74,75,76
Jones, Jeremy	03,04,05,07
Jones, Jim	12,13
Jones, Johnny	16
Jones, Ken	81
Jones, Lee Allen	57,58
Jones, Ron	67,68
Jones, Victor	03,04
Jordan, Brandon	07
Jordan, Eugene	36
Jordan, Vincent	85,86,87
Joyner, Seth	82,83,84,85
Juniel, Terry	16

K

Kanaday, Jack	39,40
Kandich, Jerome	70,71
Kams, David	66,67,68
Keily, Ernest	46,47,48,49
Kelley, Andrew	95,96
Keithley, Gary	71,72
Kelly, George	08
Kelly, Lee	47,48,49
Kelly, Tom	70,71
Kelley, Michael	13
Kemp, Donavon	08,09,10,11
Kendall, Ulysses	61,62,63
Kennedy, Matt	96,97
Kennedy, Ralph	61,62,63
Kennedy, Ralph	61,62,63,64
Kern, Brian	80,81,82,83
Kerr, Chris	00,01,02,03
Kerr, Dan	00,01,02,03
Kerry, Morton	54,55,56,57
Keseday, Bob	83,84,85,86

Key, Francis	30,31
Kimball, Al	70,71,72
Kimball, Don	80,81,82
Kimrin, Ola	97,98,99
King, Aaron R.	03,04,05,06
King, Aaron L.	08,09
King, Barry	98,99,00,01
King, Bobby	98,99,00
King, George	38,39,40
King, Jimmy	36,37,38
King, Mike	83
Kirby, Timon	58,59,60,61
Kirby-Smith, Frank	35
Kirby-Smith, Seldon	35
Kirry, Dale	95,96,97,98
Kizzie, DeMarcus	12,13
Klann, Carl	78,79,80
Klink, Sammy	41
Knapp, Joey	98,99,00,01
Knoepel, Jerry	74,75,76
Kolliner, Bob, Jr.	59,60
Kopplin, Dan	92,93
Koval, Ken	69,70,71
Krebs, John	37,38,39
Krutilek, George	31,32,33,34
Kugler, Sean	85,86,87,88
Kyles, Anthony	15,16

L

Lamaison, Nick	11,12
Lancaster, Guy	52
Lance, Art	46
Lane, Jon	05
Lang, Cedrick	15
Laraba, Bob	55,56,57,58
Larsen, Leif	96,97,98,99
Laufasa, Darrin	13,14,15,16
Laufasa, Jeremiah	14,15
Laya, Bobby	55,56,57,58
Leach, Dick	64,65
Leasau, Tyler	15
Lee, Eric	14,15
Leftwich, Mack	13,15
Leomiti, Ja-Boy	07,08
Leone, Matt	84
Leslie, Jordan	11,12,13
Levy, Bill	61,62
Lewicke, Steve	65,66,67
Lewis, Bill	56,57,58
Lewis, Chris	01
Lewis, Darren	87,88
Lewis, Kenyon	94,95
Lewis, Michael	15
Light, Jack	23
Lightbourne, Yahchaaroah	10,11
Lilja, Leonard	94,95,96
Lindholm, Ray	92,93,94,95
Lindgren, Fred	33
Linne, Larry	83,84,85
Lipscomb, Keith	85,86,87
Little, DeAndre	11,12,13
Little, Doug	74,75
Littlejohn, Ansel	90,91
Locknecker, Brad	72,73,74
Logan, Sky	15,16
Logston, David Sr.	78,79,80
Logston, David Jr.	12,13
Lohman, Jim	73,75,76
Loman, George	90,91,92,93
Long, DeAndros	95
Long, Greg	16
Loose, V.O.	19,20,21
Lopez, Julio	10,11
Lopez, Rick	74
Lopez, Ricki	86,87,88,89

LETtermen

Love, Edward	19
Lovilotte, Dante	16
Lovorn, Neil	69,70
Lowrance, Omar	92,93,94
Lowe, Jason	88,89
Lowry, Mitchell	36,37
Lubin, Josh	94,95
Luna, Alan	15,16
Lundergan, Noel	51
Lunnon, Gerred	00,01
Lybrand, Benny	56,57,58
Lynch, Scott	83,84,85
Lyneis, Carl	61,62,63

M

MacEsler, Joe	83,84,85,86
Macias, Gabe	04,05
Mack, Gene	68,69,70
Madunezim, Brian	15,16
Magruder, Guylar	19
Malone, Jim	41
Manfredonia, Bobby	84,85,86,87
Marcell, Jack	48,49
Mariani, Mark	86,87,88,89
Mark, Terr'l	12
Maros, Mike	38,39,40
Marrow, Chris	03,04,05,06
Marshall, Steve	75,77,78
Martin, Dick	58
Martin, James	11,12
Martin, Jimmy	41
Martin, Kirk	89,90,91,92
Martin, Nick	11
Martinez, Jim	76,77
Martinez, Jose	07,08
Marusich, Sam	46
Mason, Don	61,62,63,64
Massey, Ricky	91,92
Mata, Enrique	52,53,54,55
Matejowsky, Paul	50,51
Matherson, Riley	37,38
Matson, Wayne	80,81
Matthews, Horace	36,37
Matthews, Reggie	66,67,68
Mattox, Jay	13,14,15,16
Mauch, Casey	03,04,05,06
Maxie, Demetrious	93,94
May, Alber	34
May, Kevin	79,80,81,82
May, O.P.	36,37
Mayfield, Darby	68,69
Mayfield, Dennis	69,70
Mayhew, Haden	30,31,32,33
Maynard, Don	54,55,56
Maynard, Scot	84
Mays, Lee	98,99,00,01
McCage, Nathan	10,11
McCall, Mike	77
McCallmont, Charles	58,59,60,61
McClelland, Aaron	81
McClure, Marlon	09,10
McCollum, J.J.	19,20,21
McCormick, Joel	52,53,54
McCullouch, Tim	05,07
McCune, H.L.	29
McDonald, Mark	70,71
McEachern, Brad	81,82,83,84
McElroy, Brian	93,94
McElwain, Corey	03
McGary, Kolbi	16
McGehee, Don	58,59
McGhee, Anthony	11
McGloghlin, Tres	81,82,83,84
McGowan, Hag	25,26

McGraw, Cordell	49,50
McHenry, Larry	66,67
McKay, Jack	58
McKemy, Harry	19,20,21,22
McKenzie, Terrell	29
McKinley, Bobby	74,75
McKinney, Lawson	21,22
McKinnon, Matt	97
McLean, Adam	66,67
McLish, Gary	61,62
McLure, George	19
McNac, Anthony	06,08,10
McQuay, Jason	05,06
McQueen, Scott	80
McShane, Matt	07
McWilliams, Bill	49
Meagher, Joe	31
Means, Kenny	79,80,81,82
Medart, Bill	52,53,54
Meek, Colby	06,07,08,09
Meeks, Jackie	57,58,59,60
Meeks, Larry	58,59,60,61
Meger, Carson	10,11,12
Meireles, Juan	81
Melear, John	47,48
Melendez, Paulo	12,13,14
Menges, Mitch	93
Merkens, Trey	97,98,99,00
Menifee, Scooter	88,89
Merrell, Gary	68,69
Merriweather, Rusty	78,79,80
Metz, Ryan	15,16
Mewhorter, Bill	46,47
Miles, David	91,92
Miles, Roger	59
Miles Jr., Reggie	03,05
Miller, Bob	46
Miller, Brandon	09,10
Miller, Horace	11,12
Miller, Jack	54,55
Miller, Joe	74,75
Miller, Negale	08
Miller, Steve	75
Miller, Wesley	11,12,13,14
Millican, David	68,69
Milner, Walte	31,32,33
Mineo, Chris	02,03,04,05
Minor, Terrance	98,99,01,02
Misaalefua, Christopher	15,16
Mitacek, Buddy	88,89
Mitchell, Leo	75,76,77
Mitchell, Vernon	55,56
Mizner, Ed	21
Mock, Chandler	28,29,30
Molina, Rick	97
Moncure, Chad	10
Monroe, T.J.	07
Montegut, Lawrence	14,15,16
Moody, Fred	78
Moore, Bubba	93
Moore, Chris	06,07,08,09
Moore, Darryl	90,91
Moore, Don	80
Moore, Donn	52
Moore, Jack	24
Moore, Jonny	07,08,09,10
Moore, Larry	78,79,80
Moore, Robert	81,82,83,84
Moore, Ross	36,37
Moothery, Richard	02
Morgan, Derrick	11,12
Morgan, Doug	86,87,88,89
Morgan, Jimmy	63,64,65,66
Morgan, John	80
Morgan, Ray	56
Morgan, W.C.	20

Morphew, Kenneth	34
Morris, Bo	03,04
Morris, Raymond	80,81,82,83
Morris, Terry	86,87
Morris, Tucker	52
Morrow, Anthony	07,08,09,10
Mortimer, Bob	62,63,64
Morton, Tim	62,63,64,65
Mosca, Sam	50
Moseley, Jeb	85,86,87,88
Moss, Brandon	13,14,16
Moss, Phillip	02,04,05,06
Moturi, Jeff	06,07,08,09
Muagututia, Halakilangi	96,97
Mullen, Robert	19,20
Munoz, Ruben	10,11,12
Munsell, Scott	75
Murphy, Volley	67,68
Murphy, Raymond	95,96
Murray, Robert	83,84,85,86
Musgrave, Jimmy	14,15
Mussey, Doug	66,67,68
Mustain, Marshall	26,27,28,28
Mustain, Paul	25
Myers, Leilyon	10,11

N

Napier, Sterling	14,15,16
Nash, Jim	61,62,63,64
Natkin, Brian	97,98,99,00
Navarette, Hovacio	46
Neal, Willie	77,78,79
Needham, Nik	15,16
Nelson, Jack	24,25,26
Nelson, James	11,12
Neugebauer, Virgil	28,29,30
Newborn, Darryl	81
Newlin, Nick	66,67
Nixon, Travaun	10,11
Noble, Wendell	19
Norman, Lawrence	98,99,00,01
Norwood, Max	47,48,49

O

Obi, Bernard	08,09,10,11
Obomese, Alex	03,04,05,06
Odell, Gene	52,53
O'Donnell, Pat	60,61,62,63
O'Donnell, Tommy	31
O'Driscoll, Norm	74
Ogden, Rusty	78,79,80
Olalekan, James	05,06,07,08
Oliver, Jack	80
Oliveri, Wally	67,68
Olsen, H.V.	20,21
Olsen, Jon	95,96
Olsen, Swede	23,24,25
O'Neal, Pat	70,71
O'Neill, Dane	06,07
Ornelas, Manuel	40
Ortiz, Jo Jo	08,09
Osborn, Aaron	02,03,04
Osolinsky, Will	07,08,09,10
Ostertag, Carl	41
Oswalt, Harold	51,52,53,54

P

Packard, Bill	73,74
Paden, Jack	37
Padilla, Humberto	05,06
Padia, Rick	81,82
Page, L.O.	32,33,34,35
Paige, W.C.	73,74

Palmer, Daniel	08
Palmer, Jordan	03,04,05,06
Paolinelli, Ken	09
Pape, Anthony	88
Paredes, Pete	35,36,37
Parker, Bary	84,85,86,87
Parker, Johnny	41
Parr, Rick	73,74
Parrish, Mark	05
Parsee, Dylan	16
Parsons, Curt	63,64,65
Partridge, J.D.	49,50
Pate, Dexter	62
Patterson, Devin	11,12,13
Patterson, Fred	89,90,91,92
Patton, Fred	05
Patton, Jarrett	79,80
Paxon, Paul	58,59,60,61
Pearce, Odie	29,30
Pearce, Odis	36,37
Pennington, Barry	37,38,39
Perea, Tony	70,71,72
Perez, Mike A.	02,03,04
Perez, Mike R.	90,91,92,93
Perez, Poppy	36,37,38
Perez, Rocky	97,98,99,00
Perrenot, Preston	19
Perry, Kevin	10,11,12,13
Petersen, Kyle	07,08,09
Peterson, Jim	56
Petronis, Joe	97
Petty, Ken	73
Phillips, Darryl	93,94,95
Phillips, Wesley	99,00,01
Pickett, Michael	11
Pikes, Chris	95
Pippen, Harold	30
Pippens, Odell	79,80
Pixley, Arlen	91,92
Pittman, Emilio	86,87,88
Plante, Aaron	94,95
Plinke, Hayden	15,16
Plumbley, Billy Bob	51,52,53
Polk, Joseph	95,96,97,98
Pollard, Harold	47
Pond, John	29
Pool, Heath	36
Porras, Charles	42
Porter, Chris	00,01
Porter, Will	95
Pou, Garvice	33
Pounds, Robert	86,87
Powe, Mike	91,92,93
Powell, Kurt	81
Powell, TK	15
Pratt, Jerry	58,59
Prescott, Orion	16
Prevost, Terrence	78,79,80
Price, Owen	38,39,40,41
Pringle, Craid	91,92
Pry, Mike	96,98
Pruitt, Rodney	81,82
Puente, Anthony	11,12,13,14
Pufahl, Robert	87,88
Puishes, Ed	69,70,71
Punimata, Nuuese	07,08
Purity, Ross	86,87,88,89
Pursley, Stanley	56
Pursley, Steve	56,57,58
Putnicki, Rick	76,77,78

R

Race, William	19
Ragsdale, J.G.	21,22,23
Ragsdale, Ken	64

LETTERMEN

Ramirez, Erik	14
Ramirez, Jorge	89,90,91,92
Ramirez, Oscar	77,78
Rancich, George	39,40
Randle, Thurman	66,67
Randolph, Josh	99,00
Raney, Morris	36,38,39
Ransom, Hayde	37
Raschke, Cameron	06,07,08,09
Rausch, Dick	66,67,68
Rawls, Don	78,79,80
Ray, Allan	97,98,99,00
Ray, Courtney	97
Ray, Grady	73,74
Rayborn, John	95,97,98
Redix, Warren	15,16
Reed, Benny	70,71
Reed, Germard	10,11,12,13
Reed, Glenn	58
Reese, Grady	19
Reffett, Troy	86,87,88,89
Reisman, Dick	68,69
Remo, Jeff	85,86,87
Renfro, Da'Carlos	13,14,15
Renteria, Jesus	95,96
Renteria, Manny	46
Reynolds, Eric	07,08
Reynolds, Mike	69,70
Rheinheimer, Ocar	19,20,21,22
Rhew, Redus	19,21
Rhodes, Tommy	46
Ribitzki, Tyler	05,06
Riccillo, Joe	94,95,96,97
Rice, Williams	19
Richardson, Chris	16
Richardson, Devante	14
Riddick, Chris	86,87,88
Riddick, Steve	06,07,08,09
Ridgeley, Scott	88
Riggs, Billy	56,58,59
Riley, Clint	86,87
Riley, Clovis	51,52,53
Riley, James	04,05,06,07
Riley, Jeff	80
Ritchey, Craig	81,82
Roberson, Traun	13,14,15
Robertson-Harris, Roy	12,13,14,15
Robertson, Jared	00,01
Robinson, Bill	60,61
Robinson, Curtis	63,64
Robinson, Daniel	04,06
Robinson, James	11,13
Robinson, Keith	01,02,03
Robinson, Lewis	19,20,21
Robinson, Mike	68,69,70
Robinson, Tory	08,09
Rocha, Sal	59
Rochin, Mario	46
Rodgers, Thomas	95,96,97,98
Rodriguez, Robert	01,02,03,04
Rodriguez, Tony	96
Roger, Don	76
Rogers, Cole	14,15
Rogers, Justin	16
Rogers, Sam	92,93,94
Roland, Bud	49,50
Ropati, A.J.	12,13
Rosas, Fred	46,47,48,49
Rosas, Rene	51,52,53
Rose, James	81,82,83,84
Ross, Bill	86,87,88
Ross, Roy	90
Roquemore, Reggie	87,88
Rouse, Fred	07
Rowlett, J.J.	91,92,93,94
Royal, Brendan	16

Ruggles, Mike	13,14
Ruiz, Alex	96,97
Ruiz, Jonathon	98
Rumsey, Larry	62,63,64
Rushing, Ralph	78,79
Russell, Harold	52,53,54
Russo, Tony	82,83,84,85
Rutledge, Randy	54,55,56,57
Ryan, Rodney	94,95
Rzucki, Greg	68,69

S

Salazar, Hector	81,82,83
Salcedo, Gilberto	38,39,40
Sale, Ken	88,89
Salem, Albert	46
Salima, Clay	04
Salinas, Nick	98,99
Salser, J.K.	32,33,34
Salter, Dan	79,80,81,82
Sam, Lorne	06,07
Samaniego, David	88,89
Sample, Denver	67,68
Sampson, Harold	74,75,76,77
Sampson, Nick	08
Sanchez, Dan	96
Sanchez, Javier	96,97,98,00
Sanford, Bill	52
Sanford, Marshall	02,03,04,05
Sanson, Jim	69,70
Santillan, Paul	09,10,11,12
Savage, Arlanders	91
Saxon, Bob	29
Schaffer, John	19
Schaper, Jon	01,02,03
Schemenz, Al	42,46
Schmidien, Mike	72
Schneider, Reagan	03,04,05,06
Schulte, Shaun	88,89
Schultz, Dawson	28
Schwartz, Eric	83
Scott, Carlos	78,79,80,81
Scoular, John	84
Sears, Jake	04,05,06,07
Seay, Clarence	85,86,88
Sechrist, Bill	47
Seegers, Kelly	81
Seeton, Jeff	97,98,99,00
Senna, Joe	89
Serna, David	96,97
Sesich, Rob	88,89,90,91
Settle, Ronald	54
Shadrawy, Tufick	06,07,08,09
Sharp, Gage	12
Shaw, Edward	93,94
Shaw, Jarrad	13
Shaw, Mark	84
Shawyer, Dave	54,55,56,57
Shead, Greg	91,92,93,94
Sheppard, A.J.	97,98,99,00
Shinaut, Dick	51,52,53
Shockman, Tom	46,47,48,49
Shoopman, Bill	39,40,41
Shoquist, Jordan	03
Showers, Jameill	13,14
Showery, Ray	46
Shufelt, Pete	89,90,91,92
Shults, Marvin	28
Siller, Daniel	14,15
Silvas, Josh	14,15
Simmons, Devin	16
Simonian, Peter	94
Simpson, Garrett	13,14,15
Sims, Aaron	06
Sims, Larry	89,90

Sinegal, Eddie	16
Singleton, John	78
Singleton, Lewis	52,53,54,55
Singleton, Sam	99,00,01
Singleton, Toraino	94,95
Skarke, Shawe	88
Skelton, John	72
Skidmore, C.A.	20,21
Ryan, Rodney	49,50
Sloan, Frank	64
Smerigan, Nick	66,67,68
Smith, Amasa	24,25
Smith, Andy	03,04,05,06
Smith, Cherry	27
Smith, Dashone	13,14,15,16
Smith, David	68,69,70
Smith, Derek	82,83,84
Smith, Ed	42,46,47
Smith, Harlan	49,50,51
Smith, Harvey	72
Smith, Jason	97,98
Smith, Jimmy	01,02,03,04
Smith, Keith	83,84
Smith, Larry	78,79
Smith, Lee	25,26,27
Smith, Mike	81,82,83,84
Smith, Paul	96,97,98,99
Smith, Paul	99,00,01,02
Smith, Royzell	08,09,10,11
Smith, Steve	75
Smith, Tate	10,11
Smith, Wayne	66,67,68
Smith, Will	01,02
Smith, William	28,29,30
Smith, Willie	74,75
Socie, Dave	86,87
Soleyjacks, Robert	07,08,09,10
Solot, Alex	07,08,09,10
Soltero, Conrad	78
Sommer, Don	82,83,84,85
Sory, Lonnie	21,22
Sota, Mike	16
Spady, James	85,86,87,88
Sparlin, Drew	56
Spear, Tody	86,87
Spence, Charles	34,35
Spence, Chuck	66,67,68
Spence, Emeri	05,06
Spence, John	70,71
Spencer, Richard	09,10,11,13
Spencer, Robert	13,14
Spillar, Sloan	15
Springer, Jeremy	08,09,10,11
Sroka, Mikael	14
Staab, Neil	96,98
Stafford, Graham	40,41,42
Stagliano, Vic	83,84,85
Stair, Joe	72,73,74
Stallings, Tanner	16
Stansbury, Hal	95,97,98,99
Stanton, Andy	88,89,90,91
Starley, Bill	63,64
Steele, Thad	28,29,30,31
Steele, Tom	47,48,49,50
Stephenson II, Melvin	06,07,08,09
Stevens, Billy	65,66,67
Stevenson, Curtis	77,78,79
Stevenson, Major	67,68
Stewart, Abdul	94,95,96
Stewart, Fred	27,28,29
Stewart, Kermit	30
Stice, Kenneth	37,38,39
Stoglin, Elroy	75,76,77,78
Stone, Dave	80
Stout, Chuck	65
Stout, Ty	08

Stover, Cleve	25
Strange, Martel	08,09,10
Strausbaugh, Gerald	70,71
Strickland, Craig	97
Stubblefield, Mike	87,88,89,90
Stuckey, Jay	98,99
Stukes, Nathan	14,15
Sullivan, Bill	29,30,31
Sullivan, Blaire	12,13
Sullivan, Tres	89
Surratt, Don	49
Sutton, David	05,06

T

Tabor, Harry	74,75,76
Tackett, Bob	69,70,71
Talton, Derrick	89
Tate, Nick	56,57,58
Tatum, Justen	15
Tauaefa, Isaac	09
Taylor, Allen	38,39
Taylor, Billy	68,69,70
Taylor, Calvin	68,69,70
Taylor, Chris	98
Taylor, Danny	82,83,84,85
Taylor, Jerry	61
Taylor, Kent	16
Teel, Larry	89
Telford, Jack	39,40,41
Tenorio, Val	63,64,65
Terrell, David	94,95,96
Terry, Joe	84,85,86,87
Tessier, Paul	99,00
Tevis, Reeves	53,54,55
Tezeno, Quinton	13
Thomas, Cecil	37,38,39
Thomas, Chris	14,15,16
Thomas, Clarence	34,35
Thomas, Drew	09,10,11,12
Thomas II, James	06,07,08,10
Thomas, John	75,76
Thomas, Marcus	04,05,06,07
Thomas, O.T.	88,89,90,91
Thompson, Delbert	80,81
Thompson, Greg	75,76
Thompson, Homer	78,79,80
Thompson, James	97,98,99
Thompson, Pat	70,71,72
Thompson, Shannon	72,73,74
Thompson, Sheldon	91,92
Thompson, Steve	90,91,92,93
Thornal, Dave	28
Thornton, Martese	93,94,95
Thummel, Chris	14
Tinkler, Coles	41
Tisdale, Bryant	05,06
Tittle, Bill	47,48,49
Titus, Ewell	31
Tolbert, Tony	86,87,88
Tomberlin, Bill	66,67,68
Tomlinson, Eric	11,12,13,14
Toub, Dave	83,84
Tovar, Salvador	32
Trail, Malcolm	11,12,13,14
Trammell, Trent	15
Trisby, Corey	09,10
Troeger, J.H.	21,22
Tubig, Jordan	05
Tucker, Cliff	11
Tucker, Corey	93,94
Tucker, Jerry	62,63,64
Turner, Bill	81,82,83,84
Turner, Steve	82,83,84,85
Turner, Todd	94
Turner, Yancey	95,96

LETTERMEN

U

Ulmer, Clint	84,85
Underwood, Charles	73,74,75,76
Usher, Nick	13,14,15,16
Utu, Faamon	85

V

Vaitai, Arnold	93,94
Valadez, Steven	11,12
Valencia, Joe	42,46,47,48
Van, Ricky	05,06
VanHook, Jayson	16
Vasquez, Piti	63,64,65
Vasquez, Willie	56,57,58,59
Vaughan, Rance	69
Vaughn, Billy Eric	83,84
Valava, Cory	03
Vellmure, Brian	93,94
Villareal, Alex	14,15
Villareal, Jesse	92,93,94,95
Vincent, Adam	07,08
Vittatoe, Trevor	07,08,09,10

W

Waasted, Dale	76,77
Waddles, Jerry	66,67,68
Wade, Butch	72
Wade, Chris	98,99
Wadley, Quardraiz	16
Walker, Brian	98,99,00,01
Walker, Clarence	33,34
Walker, Derek	97,98,99,00
Walker, D.J.	99,00,01,02
Walker, Donovan	14,15
Walker, Jerry	75,76,77,78
Walker, Roddray	07,09
Walker, Mike	72,73
Walker, Pat	71,72
Walker, Shawn	91,92
Walker, Terry	85,86,87,88
Wallace, Bob	65,66,67
Walley, Jack	81
Walls, Phil	81,82
Walsch, Bill	50
Walton, J.B.	35
Ward, Adrian	03,04
Ward, Charlie	54,55,56,57
Ward, Clarence	08,09
Ward, George	46
Ward, Joe	03,04,05,06
Ward, Kevin	81,82,83,84
Ward, Ray	68,69
Warden, Milton	28,29
Wardy, David	01
Wardy, Jim	41
Ware, Todd	59
Warren, Dakota	10,11
Warren, Keith	99,00,01
Washington, Allen	89
Washington, Eric	68,69,70
Wasteneay, Mike	73,74
Watkins, Dave	68,69
Watkins, Doyle	56,57,58
Watkins, Greg	10,11
Watkins, Jerel	11,12,13,14
Watkins, Quentin	54,55,56,57
Watson, James	72
Watson, Justin	05,06
Weathers, Robert	98,99
Weaver, Campbell	33
Webb, Jack	56
Webb, Poole	54,55,56,57
Webber, Jim	50

Webster, Kennedy	85,86
Wedell, Scott	81,82,83
Week, Dick	64,65
Weeks, Grady	19
Wells, Chris	95,96,97
Wells, Eric	98
Wendt, Fred	42,46,47,48
Wenrick, Craig	10,11,13
Wentzel, Karl	59
West, Brooks	70,71,72
West, Charlie	65,66,67
West, Jack	72,73
West, Joe	03,05,06,07
West, Otha	90,91
West, Zach	03,04,05,06
Wetz, David	73
Wharton, Keith	54,55,56,57
Whately, Chris	11
Wheat, Josh	00,01
White, Anwar	94,95,96,97
White, Ben	87
White, Charles	40
White, Jaquan	14,15,16
White, Jeff	68,69,70
White, Swede	22
White, Thomas	20,21,23
White, T.L.	20,21,22
Whitey, Joe	79,80
Whiting, Herman	80,81,82
Whitmore, Ed	54,55,56
Whittenton, Jesse	52,53,54,55
Widener, Dave	74,75,76
Wilcox, Charlie	55,56
Wiley, Jay	81
Wiley, Otis	81
Wilkenfeld, Allen	33,34,35
Wilkerson, Bob	65,66
Wilkinson, Jack	47,48,49,50

Wilkins, Brian	06,07,08,09
Williams, A.G.	35
Williams, Albert	31,32,33
Williams, Albert	83,84,85,86
Williams, Alfred	83,84,85,86
Williams, Charlie	39,40
Williams, Del	58,59,60,61
Williams, Gabe	99,00,01
Williams, Gene	58,59,60,61
Williams, Greg	85
Williams, Jason	06,07,08,10
Williams, Laviorick	10,11
Williams, Morris	84
Williams, Ray	93,94
Williams, Russell	05
Williams, Semaj	93
Williams, Vernon	34
Williams, Xay	12
Willis, Don	73,74
Willis, Rich	87
Wilson, Gordon	38,39,40
Wilson, Larry	59
Wilson, Paul	70,71
Wilson, Woodrow	23,24
Wimberly, Charles	37
Winchester, Lance	65,66,67
Windham, Bob	62
Wirth, Zach	96,97
Wiseman, Bubba	99,00,01,02
Withholz, Dean	86,87,88
Wold, Elmer	35
Womble, Claudis	19
Wood, Bedford	48
Wood, Craig	07,08
Woodard, Darren	11,12
Woodard, Tim	00,01,02,03
Woodruff, Woody	78,79,80
Woods, Buck	47,48


Woodside, Tom	21,22,23,24
Woodul, Bill	47,48
Woodul, Lewis	26
Wooten, Kelvin	84,85
Worham, Barron	90,91,92,93
Worthington, Hugh	25,26,27,28
Worthington, Russell	19
Wray, Buck	41
Wright, Chester	19
Wright, Derek	95,96,97,98
Wright, Kyle	06,07,08,09
Wright, Ox	28
Wright, Richie	86,87,88
Wright-Hay, Erik	89

Y

Yanez, J.R.	21
Yarbrough, Mark	64,65,66
Yaites, Brandon	01
Yates, Derrion	98,99
Yates, Ken	75,76
Young, Brian	95,97,98,99
Young, Jack	60,61
Young, Jason	96,97
Young, Joe	00
Young, John	58,59,60,61
Young, Marshall	92,93,94,95
Young, Mike	75,76,77,78
Young, Russell	50,51

Z

Zaring, Kenneth	58
Zetts, Andrew	73,74,75
Zuendt, Bob	47
Zylka, Joe	47



Ed Bunn (1990-91)

MINER GREATS



NFL HALL OF FAME DON MAYNARD

Halfback | 6-0 | 175
1955-57
Colorado City, Texas

Before his professional days, Don Maynard was a All-Border Conference halfback and track star. He was a future draft pick of the New York Giants in 1957, but played only the 1958 season with the team before moving to Hamilton in the Canadian Football League in 1959. A year later, he became the first player to sign with the new American Football League's New York Titans, a team that would later change its name to the Jets. The young New York team struggled for several seasons before they attained any level of respect. Maynard often had to improvise as one of his team's constantly rotating crop of quarterbacks scrambled for his life. In 1965 quarterback Joe Namath arrived on the scene and the resulting chemistry that developed between the two proved to be the perfect mix. While Maynard was a frequent standout for the Jets, he had his biggest day in the 1968 AFL Championship Game that preceded the Jets' stunning upset of Baltimore in Super Bowl III. In New York's 27-23 victory over Oakland, Maynard caught six passes for 118 yards and two touchdowns. His 14-yard grab in the first period gave the Jets the lead and his six-yard catch in the fourth period proved to be the game winner. Although he never led the league in receiving any one season, at the time of his retirement following the 1973 season, Maynard was one of only five players to record more than 50 receptions and more than 1,000 receiving yards in five different seasons. A four-time AFL All-Star, his 633 career catches for 11,834 yards were both pro records at the time. Maynard played 12 seasons with the Jets (1960-72), establishing club records for touchdowns (88), receptions (627), receiving yards (11,732), single-season receiving yards (1,434), single-season touchdowns (14) and single-game receiving yards (228). Maynard, whose jersey (No. 13) was retired by the New York Jets, was inducted into the Pro Football Hall of Fame in 1987.

DON MAYNARD'S CAREER NFL STATISTICS


Year	Team	Rushing				Receiving				
		G	Att	Yds	Avg	TD	Rec	Yds	Avg	TD
1958	NY Giants	12	12	45	3.8	0	5	84	16.8	0
1959	Hamilton (CFL)									
1960	NY Titans	14	0	0	0.0	0	72	1,265	17.6	6
1961	NY Titans	14	0	0	0.0	0	43	629	14.6	8
1962	NY Titans	14	0	0	0.0	0	56	1,041	18.6	8
1963	NY Jets	12	2	6	3.0	0	38	780	20.5	9
1964	NY Jets	14	3	3	1.0	0	46	847	18.4	8
1965	NY Jets	14	1	2	2.0	0	68	1,218	17.9	14
1966	NY Jets	14	0	0	0.0	0	48	840	17.5	5
1967	NY Jets	14	4	18	4.5	0	71	1,434	20.2	10
1968	NY Jets	13	0	0	0.0	0	57	1,297	22.8	10
1969	NY Jets	11	1	-6	-6.0	0	47	938	20.0	6
1970	NY Jets	10	0	0	0.0	0	31	525	16.9	0
1971	NY Jets	14	1	2	2.0	0	21	408	19.4	2
1972	NY Jets	14	0	0	0.0	0	29	510	17.6	2
1973	STL Cardinals	2	0	0	0.0	0	1	18	18.0	0
NFL Career Totals		186	24	70	2.9	0	633	11,834	18.7	88

QUARTERBACKS




BROOKS DAWSON | 1966-68

Still holds the school record for most attempts in one game (65) without an interception. Completed 29 passes against UC-Santa Barbara in 1968 and finished his career (1966-68) with 219 completions for 3,348 yards and 34 touchdowns. Threw six touchdown passes -- including one for 86 yards and one for 83 yards -- at New Mexico (1967).



BILL CRAIGO | 1969-71

Threw for 507 yards, the second-top total in school history, at Colorado State in 1970. Threw for 3,807 yards during his career (1969-71), including 2,123 in 1970.



JOHN FURMAN | 1958-61

Lefthander who played at Texas Western before the passing game was in style. Still threw for 3,607 yards (1958-61) and 24 TDs. Drafted by the Denver Broncos (AFL) and the Cleveland Browns (NFL) in 1962.



SAMMY GARZA | 1983-86

Was with a run-oriented program before Bob Stull's passing game arrived in 1986 to showcase his talents. Threw for 6,130 yards (1983-86) during his career. Passed for 3,140 yards and 21 touchdowns as a senior.



HOWARD GASSER | 1989-90

Another in the long line of rifle-armed QBs to play at UTEP. Played at UTEP two years (1989-90) and completed 273 passes for 3,609 yards and 21 touchdowns.



PAT HEGARTY | 1987-88

During his two years (1987-88), the Miners put together a 17-7 record, including a 10-3 mark in 1988, best in the school's history. Threw for 4,593 yards -- sixth-best in school history. Named to the GTE Academic All-America team, and honored with an NCAA Post Graduate Scholarship.



KEN HEINEMAN | 1935-38

He was the school's first All-America selection, winning the honor in 1937, 1938 and 1939. Became the first player from the school to get drafted. Heineman was a triple threat player, leading the Miners in rushing, passing and punting from 1937-39. He also had nine interceptions in 1939. He still ranks sixth in total offense (4,874 yards) and rushed for 2,001 yards in his career.



JORDAN PALMER | 2003-06

Palmer concluded his career as UTEP's record-holder in every passing and total offense category until Trevor Vittatoe eclipsed his numbers in 2010. His 3,595 yards passing in 2006 remain a school standard. The brother of former Heisman Trophy winner Carson Palmer, he was selected by Washington in the 2007 NFL Draft.



ROCKY PEREZ | 1997-00

He became only the second quarterback in school history to lead his team to a conference championship and a bowl berth, as the Miners claimed a share of the 2000 WAC title and a spot in the Crucial.com Humanitarian Bowl. Perez currently ranks fifth in career passing yards (5,108) and total offense (5,394). Led UTEP to a 14-3 upset of No. 25 BYU in 1997.

MINER GREATS



JOHN RAYBORN | 1995,97-98

A shining example of overcoming adversity, Rayborn endured injuries, suspensions and academic problems to become a team leader and model citizen after putting his crazy days behind him. He eventually finished his career as a three-year starter, and his name is etched in the UTEP record books in the top 10 in several passing and offensive categories.



BILLY STEVENS | 1965-67

For over 30 years, he held school records for most passes for a season (432) and career (943), yards passing in a career (6,485) and touchdowns for a career (51). His 92-yard pass to Bob Wallace with no time left against Utah (1965) as a sophomore remains the school's longest completion to this day. Threw for 500 yards in his first college game, an NCAA freshman record.



TREVOR VITTAOE | 2007-10


Vittatoe shattered school records for passing yards (12,439), touchdown passes (97), total offense (12,291 yards) and TDs responsible for (98), and rates second in school annals with 14 games throwing for 300 yards or more. Following his senior campaign, he ranked 14th in NCAA history in passing yards, and 15th in passing TDs and total offense. A starter in every game (49 total) through his college career, Vittatoe is the only player in school history to throw for 400 yards on four occasions, and to pass for five TDs four times. He also owns school records for passing yards in a game (517 versus Marshall in '09) and TD passes in a season (33 in '08).



JESSE WHITTENTON | 1952-55

Considered one of the best all-around athletes ever at UTEP. Rushed for 1,351 yards, passed for 1,381 yards, caught 19 passes, intercepted nine passes, brought back 17 punts for 230 yards and returned 20 kickoffs for 375 yards. He also scored 18 touchdowns and kicked 44 PATs before taking his talents to the Green Bay Packers, where he was an All-Pro defensive back.

RECEIVERS



KRIS ADAMS | 2007-10

Padded his career totals (144 catches for 2,657 yards and 30 touchdowns) with a blockbuster sophomore and senior year. In 2008, he compiled 50 receptions for 958 yards, and in 2010 he racked up 47 catches for 1,070 yards -- reaching the end zone 14 times each year. Adams is tied for fourth in school history with ten 100-yard games, and closed out his career on a high note with a career-high 153 yards versus BYU in the 2010 New Mexico Bowl. His 30 TD receptions rate second in UTEP annals.



ARNIE ADKISON | 1985-88

Although much of his talents were used as a blocking tight end, this Hobbs, N.M., native caught 86 passes during his career. He had 10 catches for 200 yards against Utah on a rainy afternoon in 1987.




REGGIE BARRETT | 1987-90

Caught 153 passes during his career (1987-90) for 2,558 yards and 19 touchdowns. Best single game was at Hawaii (1988) when he had 177 yards in receptions. Also totaled 165 yards versus BYU in 1990. Had 50 receptions in 1988 and 58 the following year. His 153 career catches rank sixth at the school.



JIMMY CARPENTER | 1995-98

This sure-handed receiver finished as a two-time second team All-WAC performer. He led the Miners in receiving in both 1997 and 1998, concluding his career with at least one catch in 22 consecutive games and 37 of a possible 45 games in his UTEP career. He finished with 126 catches for 1,836 yards.




CHRIS FRANCIES | 2002-05

A steady performer, he ended his Miner career by catching a pass in 43 straight games. Ranks ninth in school history in both receptions (128) and yardage (2,022) while sprinkling in 12 touchdown receptions. Had four 100-yard games as a senior. Signed a free agent contract with the Green Bay Packers in the spring of 2005.



AUTREY GOLDEN | 2012-15

Could be listed as either a running back or wide receiver at UTEP, although he closed out his career at the latter position. He compiled 444 yards rushing and 554 receiving with the Miners, but is best known for his kickoff return expertise. He racked up 2,981 yards on 119 attempts with six touchdowns, school records across the board. Golden is third in NCAA history in kickoff return touchdowns.



JOHNNIE LEE HIGGINS, JR. | 2003-06

Capped a spectacular career in 2006 by making two All-America teams (AFCA, Associated Press). Ranked second nationally in receiving as a senior, averaging 109.9 yards per game. Also chosen the Conference USA Special Teams Player of the Year by setting a league record for punt return average (23.4). Established school records for receiving yards (3,218) and touchdown catches (32). Chosen by Oakland in the third round of the '07 NFL Draft.



CHUCK HUGHES | 1964-66

One of most prolific overall receivers in school history. Had 80 catches in 1965, 162 in his career and 17 against Arizona State in 1965. His 34.9 yards per reception still stands as an NCAA record. Had 19 career touchdown catches. Returned 12 punts for 272 yards and one score, and brought back 36 kickoffs for another 851 yards. Had six catches for 115 yards and one score in the 1965 Sun Bowl.



CEDRIC JOHNSON | 1993-96

One of the most talented all-around offensive threats in Miner history. Johnson totaled 92 career receptions for 1,251 yards and 14 touchdowns, and set school records for kickoff returns (116), yards on kickoff returns (2,757) and single-season kickoff return yards (1,039 in 1995). Set a school record with a 100-yard kickoff return at New Mexico in 1996.



RON JONES | 1967-68

Another tight end who needs to be listed among the all-time UTEP greats. Although his totals aren't as impressive as the wide receivers', his talents did not go unnoticed by the Green Bay Packers. He played in the NFL for a few seasons. Returned for an alumni game in the mid-1980s and was the best receiver on the field, according to the coaching staff.



VOLLEY MURPHY | 1967-68

Probably the quickest outside threat in the history of the school. He caught three passes at New Mexico (1967) and turned them into scores. Those four catches totaled 234 yards. While his career reception totals are not listed among the school leaders, he scored 19 touchdowns during his two years with the program (1967-68), tied for fifth in school annals.

MINER GREATS



LEE MAYS | 1998-01

He left UTEP as the school's all-time receptions leader with 200 catches, and still holds that honor. His 2,908 receiving yards rank second at the school, and he rates 10th all-time in all-purpose yards with 3,565 yards. Mays' biggest season came as a junior, when he notched 70 receptions for 1,098 yards and an NCAA-best 15 touchdowns. His efforts led UTEP to the 2000 WAC championship and landed Mays honorable mention All-America honors.




JEFF MOTURI | 2006-09

Dynamite sophomore and senior years catapulted Moturi to fourth place in school history in touchdown catches (26) and receptions (170), tied for fourth in 100-yard games (10) and sixth in receiving yards (2,527). He tied for fourth nationally in touchdown catches in 2007 (13), and amassed a career-high 974 receiving yards in 2009. Moturi made a catch in 36 straight games to conclude his college career before signing a free agent contract with the Green Bay Packers.



BRIAN NATKIN | 1997-00

In 2000, Natkin became UTEP's first unanimous All-America selection, landing first team honors on seven squads. He was a semifinalist for the John Mackey Award, given to the nation's top tight end. Natkin closed out his career with 172 catches for 1,934 yards and 11 touchdowns. Currently serves as UTEP's tight ends coach and special teams coordinator.



ED PUIHES | 1969-71

Inch for inch, pound for pound (5-10, 163), this guy may have been one of the toughest to play here, although he'd probably have great competition from Chuck Hughes who wasn't much larger. Had 1,000 yards in receptions in 1970, which ranks sixth on the all-time list. Had 12 catches against Trinity on a snowy night in San Antonio (1970). Finished with 138 career catches. Puihes recorded three 170-yard receiving days during his career - Colorado State (198), NMSU (175) and Utah (172).




BOB WALLACE | 1965-67

While he was a wide receiver at UTEP, and had the speed to play the position well, the Chicago Bears used him as a tight end. At UTEP, he had 123 catches, including 48 in 1965. Was on the receiving end of UTEP's longest pass play -- 92 yards against Utah in 1965 - giving the Miners a thrilling 20-19 win over the Utes on the last play of the game.




JOHN HARVEY | 1985-88

Held UTEP's career rushing record for over 30 years and currently ranks second (3,576 yards). His 232 yards at Colorado State in 1985 rate 10th-best in school history. Excellent receiver with 99 catches for 775 yards and nine scores. All-time scoring leader with 306 points. Played briefly with Tampa Bay.



RAY HOLT | 1975-78

Rushed for 2,069 yards during his four-year career. Left UTEP as the school's all-time all-purpose yardage leader (4,227) and now rates fifth. Best rushing performance was 155 yards at Hawaii in 1976.




HOWARD JACKSON | 2001-04

Concluded his Miner career as the school's all-time leader with 6,153 all-purpose yards, including 1,947 on kickoff returns. The slight (5-9, 160) but speedy Jackson ran for 3,466 yards at UTEP -- third in school annals -- despite not seeing much playing time until very late in his freshman year. Two-time first team All-WAC honoree signed an NFL free agent deal with Detroit.




AARON JONES | 2013-16

The El Paso native shredded UTEP's career rushing record in just three seasons. He ran for 4,114 yards overall, including a UTEP single-season best 1,773 in 2016. A third team Associated Press All-American, Jones took his talents to the NFL following his junior campaign and was taken by the Green Bay Packers in the fifth round of the draft. In his final college game, Jones became only the second player in UTEP history, and the first since 1948, to rush for 300 yards in a game as he racked up 301 versus North Texas in the Sun Bowl.



DON MAYNARD | 1954-56

At what position do you list this guy? He caught only 28 passes during his career at UTEP (1955-57), but they averaged 27.6 yards. Yet, he went to the NFL and became one of the greatest receivers ever to put on a uniform, playing in a Super Bowl with the Jets. He is now a member of the elite NFL Hall of Fame -- the only former UTEP player to be so honored. While he caught only 28 passes during his UTEP career, Maynard averaged 5.4 yards each time he carried the ball (154-843) and scored nine rushing TDs, with 10 on receptions. He also returned punts (21-250) and kickoffs (12-275).



TORAINO SINGLETON | 1994-95

A local product who broke many of the UTEP rushing records. In two years in a Miner uniform, he recorded 2,635 rushing yards and 19 touchdowns, figures which rank him fifth and tied for ninth, respectively, on the UTEP records. Holds the UTEP record for rushing attempts in a game with 38.



PAUL SMITH | 1996-99

Elevated himself into an NFL Draft choice (San Francisco 49ers) with a banner senior season. Rushed for 1,258 yards and 12 touchdowns in 1999. El Pasoan had 10 career 100-yard rushing games, including seven as a senior. A strong, punishing blocker who ended his career with 2,539 yards rushing, seventh in school history. Rushed for over 180 yards three times. He did it twice in 1999 - San Jose State (188), New Mexico State (187) - and once in 1998 at New Mexico State (184).



MARCUS THOMAS | 2004-07

Former Parade prep All-American rushed for 2,615 yards for the Miners, the sixth-best total in school annals. Totaled 3,660 career all-purpose yards, ninth in the record books. Also compiled eleven 100-yard rushing games, establishing a school standard with five consecutive as a senior. Became one of six players in UTEP history to score 100 points in a season in 2007, when he ranked ninth nationally with 9.8 points per game. Picked by San Diego in the fifth round of the 2008 NFL Draft.



FRED WENDT | 1942,46-48

The only player in UTEP history to rush for more than 300 yards, burning New Mexico State for 326 in 1948. His 1,546 yards during the 1948 season stood as a school record for over 60 years. His 2,166 yards is 10th-best on the career charts. Upon graduation he held the NCAA record for single-season rushing yards, single-season scoring (152 points), single-game rushing (326 vs. New Mexico State) and single-game scoring (42 vs. New Mexico State). He still ranks first in single-season scoring and single game scoring. His single-season rushing yards record would stand until 1969, when O.J. Simpson of USC broke the mark. Earned All-America honors in 1947 and 1948.

RUNNING BACKS



DONALD BUCKRAM | 2006-10

Though he was slowed by injuries for most of his career, Buckram put it all together in 2009, rushing for 1,594 yards to break the UTEP single-season record currently ranks second. Buckram compiled eight 100-yard games that year. He collected 132.8 yards per contest to become the Miners' first conference rushing leader in the modern era of football. Buckram's banner day came at Tulane when he posted 234 yards rushing and 109 receiving, making him only the fourth player in NCAA history to compile 200 yards on the ground and 100 via the pass. He wound up his career with 2,417 yards rushing and 951 receiving.



ROBERT ELLIOTT | 1974-77

Fourth-leading career rusher in school history (2,834 yards). Rushed for 1,011 yards in 1977. Best single game was 202 yards versus BYU in 1977.



PUG GABREL | 1947-50

Rushed for 2,321 yards (1947-50), which ranks ninth in school history. Totaled 881 yards in 1949. Gained 178 yards against Hardin-Simmons (1948). One of 10 runners to gain over 2,000 yards during his career, and he did it before freshmen were eligible. After retirement, Pug returned to the Miner football squad as a volunteer coach for David Lee.

MINER GREATS

OFFENSIVE LINE



KEVIN BELCHER | 1980-82

Went high in the NFL draft to the Giants, although he never played on a team that won more games than it lost during his stay at UTEP. His pro career was cut short due to an offseason auto accident.



BILL BROWN | 1965-67

Was a force for the Miners when the three teams he was with fashioned a 21-9-1 record and won two Sun Bowl games, beating TCU in 1965 and Ole Miss in 1967. Turned aside offers to play professionally to become an attorney.



CAREY CLAYTON | 1997-00

One of three Clayton brothers to suit up for the Miners. Clayton was a four-year starter for the Miners, making 45 consecutive starts. Clayton was a two-time All-WAC selection and was on the 2000 WAC championship team.



TREY DARILEK | 2000-03

Would have started every game for UTEP over four years, had he not missed a portion of the 2002 campaign with a torn MCL. Member of the WAC title squad in 2000, when he was a freshman All-American. Chosen by Philadelphia in the fourth round of the 2004 NFL Draft.



RAYMOND EVANS | 1942,46-47

Came to the Miners as a promising young halfback in 1942, but after World War II, was moved to tackle. He was one of the key reasons for the post-war success of the Miners. Evans was a two-time All-Border Conference pick (1947-48). He landed first team AP Little All-America honors in 1948.




ROBBY FELIX | 2005-08

Started all 46 games he played in for the Miners, anchoring the line for some of the most prolific offensive teams in school history. UTEP averaged 31.5 points and 405.1 yards with Felix at center, setting a school record for total offense in 2007. Signed a free agent contract with the Baltimore Ravens.



ERNEST KEILY | 1946-49

A top-notch pulling guard that was a three-time first team All-Border Conference pick (1947-49), as well as a two-time AP All-American. He led the way for Fred Wendt's NCAA record-setting 1,546 yards rushing in 1948.



SEAN KUGLER | 1985-88

One of the reasons the Miners had such a prolific passing attack during the late 1980s was his pass blocking. Also helped the 1988 team post a 10-3 record and play in the Independence Bowl. Offseason accident prevented an NFL career. Currently serves as the Miners' head coach.



JOE MACESKER | 1983-86

May be one of the biggest men ever to put on a UTEP uniform (6-7, 307). He also played with the San Diego Chargers.



DARRYL MOORE | 1990-91

Many feel he was one of the best offensive linemen to play at UTEP in recent years. Had the size, quickness and strength needed to play the game. Good pass blocker.



THURMAN RANDLE | 1966-67

One of the many reasons the Miners had outstanding teams during the mid-1960s. At 6-6, 266, he was an excellent pass blocker. Played briefly in the NFL with Atlanta.



ROB SESICH | 1988-91

Big, intelligent young man who was named to the All-WAC offensive team. Blocked well for both the pass and run. Named to the WAC All-Academic team for four years. Named GTE Academic All-American and was awarded an NCAA Post Graduate Scholarship.



JAMES SPADY | 1985-88

Four-year starter and two-time All-WAC center, although he wasn't the biggest man on the field at any time. Carried 230 pounds on a 6-2 frame and helped his 1988 team finish 10-3.

DEFENSIVE LINE




DON CROFT | 1968-71

Developed into an outstanding player during his three years (1969-71). Later picked up his paychecks from the Buffalo Bills of the NFL.



GEORGE DANAY | 1965-67

Although he played on the defensive line at UTEP (1965-67), he was moved to center by the Kansas City Chiefs, where he played for seven years before retiring due to a neck injury. Helped the Chiefs win the Super Bowl in 1970. Came to UTEP when Detroit dropped its football program. Played in two Sun Bowl games. Daney and Fred Carr are UTEP's only first round draft picks.



WAYNE HANSEN | 1947-49

Played at UTEP for three years in the late 1940s before moving on to the NFL, first with the Bears and later with the Cowboys. Hansen was the center and nose tackle for the Miners from 1947-49, earning All-Border Conference honors as a senior. Old-time observers still rate him as one of the best in the school's history.



CHRIS MINEO | 2002-05

Was on his way to a blockbuster senior year (2005) with eight tackles for losses and six sacks in the first four games, before injuring his ankle and missing most of the remainder of the season. Still deserves a spot among the all-time greats by ranking second in career sacks (16.5) and ninth in tackles for losses (30.5) at UTEP. Signed a free agent contract with the Washington Redskins in the spring of 2006.



CARLOS SCOTT | 1978-81


One of the strongest players ever to come out of UTEP, where he was a two-sport letterman. Helped the Miners win track national championships with his shot put and discus skills. Was drafted by St. Louis of the NFL and Arizona of the USFL. Played for a time with the Cardinals.



JOE TERRY | 1984-87

Quick athlete who played for two different coaching staffs. His last year (1987) produced seven wins, most during his career. Good pass rusher. His hard work paid off, as Terry landed first team All-WAC honors as a senior.

MINER GREATS



TONY TOLBERT | 1986-88

Completely lost on the depth chart until Bob Stull arrived and his talents were quickly recognized. By his senior season (1988) he had become a force for the defensive unit. A member of the 1992-93 Super Bowl champion Dallas Cowboys.



BRIAN YOUNG | 1995-99

Chosen the 1999 WAC Defensive Player of the Year, then picked by the St. Louis Rams in the 2000 NFL Draft. Led the Rams to Super Bowl XXXIV in 2001. Had 16 tackles for losses as a senior, tied for fourth in school annals. El Paso native ended his Miner career with 14.5 sacks and 32 stops for losses, totals which rate fifth in school history.

LINEBACKERS



HAL BARNETT | 1975-76

He recorded 407 career tackles from 1974-76 from his middle linebacker position. Had 185 tackles in 1975, the second-best seasonal output in school annals. He had 107 solo tackles and another 78 assisted, averaging 16.8 tackles per game. He also had 28 tackles for loss during his career, with 13 coming in 1975.



FRED CARR | 1965-67

Would be hard to start this part of the program without this guy, probably the best overall linebacker in the school's history. He was equally tough in the NFL while a member of the Packers. Named All-Pro three times, and the Pro Bowl MVP in 1975. Carr led the Miners to a pair of Sun Bowl wins in 1965 and 1967. In 1968, he became the highest overall draft pick in school history, when the Green Bay Packers selected him fifth overall in the first round. Carr was inducted into the Green Bay Packer Hall of Fame in 1983.



MICHEAL COMER | 1993-96

Made his collegiate debut as a freshman in 1993 with 15 tackles, 11 of those solos, at North Carolina. By the time he completed his career in 1996, Comer ranked sixth all-time at UTEP with 437 tackles. In 1995, he amassed 152 tackles. Comer was a first team All-WAC selection in 1995 and 1996, and second team in 1994. Signed a free agent contract in 1997 with Arizona. Nearly lost his life in a car accident in 1999 before miraculously returning to UTEP and earning his degree in 2008.



THOMAS HOWARD | 2002-05

Quite the success story, he started his Miner career as a 190-pound walk-on defensive back. He metamorphosed into a 240-pound linebacker and was taken by Oakland in the second round of the 2006 NFL Draft -- UTEP's highest selection in 37 years. Played in the NFL for eight years prior to his untimely passing at the age of 30 in an auto accident. Chosen the preseason defensive player of the year in the Lone Star State by Dave Campbell's Texas Football magazine heading into his senior year -- the first Miner player to be recognized in the 46-year history of the prestigious publication.




GENE JACKSON | 1965-66

He is being listed as a linebacker but in those days (1965-66) he probably would have been called a defensive end. Today he'd be listed as an outside linebacker at UTEP. At any rate, he carried his talents to the NFL where he played for a period with the Browns.



SETH JOYNER | 1982-85

Another player who should be at the top of the list. Came to UTEP as an undersized walk-on. Hours in the weight room helped him and the team. Had 325 takedowns in his career. Considered to be one of the NFL's top linebackers in the 1990s.



GENE MACK | 1968-70

After he left the UTEP program following the 1970 season, he played several years in the Canadian League.



DOUG MORGAN | 1986-89

Another walk-on who made good. Came to UTEP as a defensive back but was moved to linebacker by the Bob Stull staff. Left UTEP as the all-time tackle leader with 523 stops during his career (1986-89), and now ranks second.



ROBERT RODRIGUEZ | 2001-04

One of the more popular players in school history, El Paso native put up monster numbers on the field. Ended his career with a whopping 443 tackles -- fifth in school history -- and led the WAC in tackles three of his four seasons. Chosen the WAC Defensive Player of the Year as a senior after logging 121 stops, including 16 for losses. Signed as a free agent with Tennessee in the NFL.



KEN SALE | 1988-89

Teamed with Doug Morgan to give the Miners an excellent linebacking corps for two years (1988-89). Good pass defender and intercepted three passes against Dan McGwire and San Diego State in 1989.



BARRON WORTHAM | 1990-93

Perhaps one of the best to play at UTEP in many years. Named to various All-America teams as a senior (1993) despite being on a team which won only one game. Established the Miner career record for tackles (566). Was chosen by the Houston Oilers in the 1994 NFL Draft.

DEFENSIVE BACKS



RON BOSTWICK | 1962-65

Played the run very well but he also could sniff out the pass, intercepting seven balls in 1965, the year the Miners beat TCU in the Sun Bowl. Had 13 career interceptions.



GERALD CAMPBELL | 1949-51

Played at a time (1949-51) when the passing game hadn't hit its popularity. Still, he made 10 career interceptions, including five in 1950.



GRADY CAVNESS | 1966-68

Had 11 career interceptions (1966-68) and played the run extremely well. First team All-WAC selection who played for a time with the Denver Broncos.



QUINTIN DEMPS | 2004-07

Closed out his career with 17 interceptions for 404 yards, figures which rank second and first respectively on the school charts. Also tied for first in UTEP annals with three interceptions for touchdowns. Set an NCAA record by returning two kickoff returns for 100 yards as a senior. Made numerous game-changing plays during his Miner career. Forced a fumble in the second overtime to preserve UTEP's 35-28 win over Rice in 2004, and sealed the Miners' 44-41 triumph over Houston in 2005 -- also in 2 OTs -- with an interception of Cougar QB Kevin Kolb.

MINER GREATS



EDDIE FORKERWAY | 1976-79

Was never a member of a winning team (1976-79) yet he still managed to intercept 10 career passes, including seven in 1978. He had 111 return yards during his career.



DANNY TAYLOR | 1982-85

Had five interceptions in 1985 including two against BYU, the night the Miners upset the defending national champions. Had seven career interceptions.



D.J. WALKER | 1999-02

Picked off 16 enemy passes, third in school history, in four seasons with the Miners (1999-02). Credited with 283 tackles during his career. Led the WAC in tackles his senior year with 116. Earned All-Conference recognition for three years and rated sixth in the country in solo stops in 2002.



ADRIAN WARD | 2003-04

Junior college transfer made the most of his two years in a Miner uniform, putting up 98 tackles, eight interceptions and 18 pass break-ups. Garnered first team All-WAC honors as a part of UTEP's eight-win squad in 2004, and was selected by Minnesota in the NFL Draft.



CHARLIE WEST | 1965-67

Could have played on either side of the ball but the coaching staff (1965-67) used his considerable skills in the secondary, although he often was used in obvious passing situations. Still holds school records for career (19), season (11) and game (four) interceptions. Also returned punts. Taken in the baseball and NFL drafts. Played in the NFL for a dozen years.

KICKERS



BRYCE BENEKOS | 2001-04

Closed out his career ranked second in school history in punts (254) and punting yardage (10,468). Had a 41.2-yard career punting average, including 44.1 as a junior and senior. Coming off a first team All-WAC senior year, agreed to a free agent deal with the NFL's Green Bay Packers.



RICKY BISHOP | 1997-00

Born in Germany, Bishop was a soccer player first and took up place-kicking in high school. He was a three-time All-WAC performer and a semifinalist for the Lou Groza Award as a sophomore. For his career, Bishop connected on 96 of 103 point-after attempts (.932) and 42 of 58 field goals (.724). He closed out his four-year stay with the school kicking record (222 points), and now ranks third in that category.



ED BUNN | 1991-92

First UTEP player ever named to the Walter Camp All-America team (1992). In 1992, he averaged 47.7 yards on his 41 punts to lead all NCAA punters. Won the AT&T Long Distance award for best punting in the nation in 1992. Also was chosen to the All-WAC team.



IAN CAMPBELL | 2010-12

Established himself as one of the top punters in the country after transferring to UTEP from Mt. San Antonio College for the 2010 season. Boomed 165 punts for 7,328 yards (44.4 avg). Ranked fourth nationally in punting as a junior, when he was a Ray Guy Award semifinalist.



HUGO CASTELLANOS | 1984-87

Left UTEP as the all-time leader in field goals (38 - now ranks fourth) and ranks fourth in career field goal percentage, hitting 38 of 51 (.745). He also nailed 11 of 14 (.786) in 1984. Castellanos also converted 75 of 79 career PATs.



CHRIS JACKE | 1984-86,88

Had an All-America season in 1988 when he nailed 25 field goals and 48 PATs. Jacke was near-perfect in 1988, connecting on 48 of 48 point-after attempts and hitting 25 of 27 field goal attempts. He hit four field goals against Colorado State in 1988, the season he scored 123 points. Finished with 156 points in his career. First kicker taken in the 1989 NFL Draft and was a member of the 1997 Super Bowl champion Green Bay Packers.




JOSE MARTINEZ | 2007-08

Possessed one of the strongest legs in college football history, as evidenced by his 64-yard field goal versus UCF in 2008. That was the second-longest kick without a tee in NCAA history. A two-time first team All-Conference USA performer who left school as the Miners' all-time leader for points per game (8.3).



JAY MATTOX | 2013-16

Finished his four-year career at UTEP ranked second for career points (257) by a kicker and third overall. Mattox connected on 137 PATs to rank tied no. 1 on the school's all-time list. He also nailed 40 career field goals, the third-top total in program history. Mattox's 82 points in 2014 rank t-sixth best, while his 43 PATs rank fifth most on the single-season list.



OWEN PRICE | 1938-41

Another player that was considered the triple threat - rushing, passing and punting. But it was his punting exploits that earned him acclaim. He led the nation in punting in 1940 (48.0) and 1941 (45.3). Against New Mexico State in 1940, Price rushed for 180 yards and three touchdowns. Price set the NCAA record for passing completions and attempts, when he completed 29 of 55 passes against Loyola-Marymount in 1941. He was Ken Heineman's backup in 1938. Between the two, the Miners earned All-America honors from the quarterback position for five straight years (1937-41).



REAGAN SCHNEIDER | 2003-06

UTEP's all-time leader for kicking scoring (287 points), field goals (50) and PATs (137). Ranks fourth in PAT percentage (.972), second in scoring, and third in field goal percentage (.746) on the school charts. Earned first team All-Conference USA honors in 2006, when he was 16-for-20 on field goals and 34-for-37 on PATs. A standout in the classroom as well, he was appointed to the inaugural National Football Foundation and College Hall of Fame National Honor Society.



JERRY WADDLES | 1966-68

Still ranks as the school's No. 10 PAT scorer, hitting 61 (1966-68). He kicked 30 PATs in 1967 and still holds the record for most PATs in a game (nine).



SCOTT WEDELL | 1981-83

Scored 165 points in his career. Kicked 35 field goals at UTEP, the sixth-top total in school history, for teams that won a total of six games. Longest field goal was a 58-yarder at Wyoming (1981), a school record which stood for 21 years. He also nailed a 57-yard field goal against BYU in 1982.



MARSHALL YOUNG | 1992-95

A two-time All-WAC kicker, connecting on 97 of 100 career PATs and 35 of 51 field goals. His 202 points rank fourth among kickers.

GAME-BY-GAME LEADERS

1950

Date	Opponent	Rush (Att-Yds-TD)	Pass (Comp-Att-Int-TD-Yds)	Rec (Rec-Yds-TD)	P (Att-Yds, Avg.)	FG (FGM Yds)	Tackles (Total)
9/16/50	at Cincinnati	James Williams (7-49-0)	Bill McWilliams (2-11-2-0-13)	Jack Wilkinson (1-8-0)	John Connell (6-242, 40.3)	None	N/A
9/23/50	New Mexico State	Lee Cargile (8-95-1)	Ralph Brewster (5-9-0-1-80)	James Hammond (1-38-1)	John Connell (6-261, 43.5)	None	N/A
10/7/50	Idaho	Harvey Gabrel (12-114-1)	Ralph Brewster (3-5-0-0-71)	Lee Cargile (1-36-0)	Bill Chesak (2-83, 41.5)	None	N/A
10/14/50	Arizona	Harvey Gabrel (23-125-1)	Ralph Brewster (0-2-0-0-0)	None	John Connell (5-208, 41.6)	None	N/A
10/21/50	at New Mexico	Tom Steele (11-110-2)	Bill McWilliams (4-13-1-1-128)	Lee Cargile (2-51-0)	John Connell (7-247, 35.3)	None	N/A
10/28/50	at Texas Tech	Tom Steele (9-127-1)	Ralph Brewster (0-2-1-0-0)	Jim Davis (1-1-0)	John Connell (5-173, 34.6)	None	N/A
11/4/50	West Texas State	Tom Steele (4-59-1)	Bill McWilliams (0-1-0-0-0)	Tom Steele (1-(-)-0)	John Connell (5-227, 45.4)	None	N/A
11/11/50	Hardin-Simmons	James Hammond (15-88-1)	Gene Harding (5-16-1-1-71)	Bill McWilliams (5-67-1)	John Connell (4-147, 36.8)	None	N/A
11/25/50	West Virginia	Lee Cargile (21-174-0)	Ralph Brewster (3-6-1-1-90)	Cordell McGraw (1-39-1)	John Connell (1-39, 39.0)	None	N/A
12/1/50	at Hawaii	James Hammond (15-120-0)	Ralph Brewster (4-5-0-0-92)	John Connell (4-75-2)	John Connell (4-176, 44.0)	None	N/A

1951

Date	Opponent	Rush (Att-Yds-TD)	Pass (Comp-Att-Int-TD-Yds)	Rec (Rec-Yds-TD)	P (Att-Yds, Avg.)	FG (FGM Yds)	Tackles (Total)
9/22/51	North Texas	Dick Shinaut (4-80-0)	Dick Shinaut (8-26-0-0-102)	Clovis Riley (2-43-0)	John Connell (4-170, 42.5)	None	N/A
9/29/51	New Mexico State	John Connell (18-105-1)	Dick Shinaut (3-7-1-1-53)	Jimmy Walker (2-35-0)	Dick Shinaut (1-44, 44.0)	None	N/A
10/6/51	at Abilene Christian	Jack Burris (6-26-0)	Billy Bob Plumbley (4-10-1-1-63)	Jimmy Walker (2-39-0)	John Connell (6-245, 40.8)	None	N/A
10/13/51	at Arizona	John Connell (17-97-1)	Billy Bob Plumbley (11-16-0-1-128)	Jimmy Walker (5-45-0)	John Connell (8-280, 35.0)	None	N/A
10/20/51	New Mexico	Clovis Riley (17-82-1)	Billy Bob Plumbley (8-14-0-2-107)	Edward Ammons (1-42-0)	John Connell (5-221, 44.2)	None	N/A
10/27/51	at Cincinnati	Billy Bob Plumbley (4-37-0)	Billy Bob Plumbley (20-36-6-3-194)	Clovis Riley (4-42-2)	John Connell (5-184, 36.8)	None	N/A
11/3/51	Texas Tech	Clovis Riley (15-94-0)	Billy Bob Plumbley (9-19-2-0-101)	Jack Burris (2-41-0)	John Connell (6-208, 34.7)	None	N/A
11/9/51	at Hardin-Simmons	Clovis Riley (11-46-0)	Billy Bob Plumbley (10-19-5-0-132)	Jimmy Walker (7-101-0)	John Connell (7-239, 34.1)	None	N/A
11/17/51	Arizona State	Clovis Riley (14-45-1)	Billy Bob Plumbley (3-7-1-0-55)	Jimmy Walker (4-38-0)	Dick Shinaut (2-80, 40.0)	None	N/A
11/24/51	at West Texas State	Jack Burris (16-67-1)	Dick Shinaut (4-13-2-0-29)	Jimmy Walker (3-20-0)	Dick Shinaut (9-314, 34.9)	None	N/A

1952

Date	Opponent	Rush (Att-Yds-TD)	Pass (Comp-Att-Int-TD-Yds)	Rec (Rec-Yds-TD)	P (Att-Yds, Avg.)	FG (FGM Yds)	Tackles (Total)
9/20/52	North Texas	Jack Burris (7-22-0)	Dick Shinaut (13-26-1-2-204)	Gene Odell (6-91-1)	Dick Shinaut (6-181, 45.3)	None	N/A
9/27/52	Sul Ross	Jesse Whittenton (10-45-1)	Dick Shinaut (12-23-1-2-213)	Gene Odell (6-99-0)	Dick Shinaut (3-111, 37.0)	None	N/A
10/4/52	Hawaii	Clovis Riley (17-134-1)	Dick Shinaut (8-13-0-2-145)	Gene Odell (3-85-1)	Dick Shinaut (4-188, 47.0)	None	N/A
10/11/52	at Texas Tech	Clovis Riley (17-78-1)	Dick Shinaut (10-22-1-2-155)	Gene Odell (4-101-1)	Dick Shinaut (7-279, 39.9)	None	N/A
10/18/52	at New Mexico State	Clovis Riley (21-115-2)	Dick Shinaut (5-16-1-0-53)	Jesse Whittenton (2-30-0)	Dick Shinaut (5-178, 35.6)	None	N/A
10/25/52	New Mexico	Jack Burris (10-78-0)	Dick Shinaut (9-19-0-0-113)	Jesse Whittenton (3-63-0)	Dick Shinaut (7-279, 39.9)	None	N/A
11/1/52	at Midwestern	Clovis Riley (8-76-2)	Dick Shinaut (2-8-0-0-3)	Gene Odell (2-3-0)	Dick Shinaut (9-408, 45.3)	None	N/A
11/8/52	Hardin-Simmons	Jesse Whittenton (15-100-0)	Dick Shinaut (6-12-0-2-116)	Gene Odell (3-64-1)	Dick Shinaut (8-273, 34.1)	None	N/A
11/15/52	Arizona	Jesse Whittenton (19-79-0)	Dick Shinaut (15-34-4-0-144)	Jack Burris (4-66-0)	Dick Shinaut (8-346, 43.3)	None	N/A
11/22/52	at Arizona State	Clovis Riley (20-67-0)	Dick Shinaut (15-25-5-0-167)	John Birkhead (6-56-0)	Dick Shinaut (4-129, 32.3)	None	N/A
11/27/52	West Texas State	Clovis Riley (15-49-0)	Dick Shinaut (7-10-2-3-157)	Bill Medart (3-64-1)	Dick Shinaut (5-171, 34.2)	Dick Shinaut (13)	N/A

1953

Date	Opponent	Rush (Att-Yds-TD)	Pass (Comp-Att-Int-TD-Yds)	Rec (Rec-Yds-TD)	P (Att-Yds, Avg.)	FG (FGM Yds)	Tackles (Total)
9/19/53	Sul Ross	Clovis Riley (7-89-0)	Dick Shinaut (6-11-2-0-84)	Gene Odell (3-67-0)	Dick Shinaut (4-175, 43.8)	None	N/A
9/26/53	Texas Tech	Hugh Harman (15-82-1)	Billy Bob Plumbley (6-15-0-0-53)	Jesse Whittenton (3-36-0)	John Howle (6-211, 35.2)	None	N/A
10/3/53	Arizona State	Clovis Riley (11-51-1)	Billy Bob Plumbley (6-12-0-1-58)	Gene Odell (3-32-1)	John Howle (6-199, 33.2)	None	N/A
10/17/53	NMSU	Clovis Riley (10-59-3)	Dick Shinaut (9-14-0-2-118)	Bobby Dirmeyer (2-36-1)	Dick Shinaut (2-72, 36.0)	None	N/A
10/24/53	North Texas	Clovis Riley (14-160-1)	Billy Bob Plumbley (4-9-0-1-47)	John Howle (3-36-1)	John Howle (4-153, 38.3)	None	N/A
10/31/53	Midwestern	Reeves Tevis (4-45-1)	Dick Shinaut (13-21-0-0-143)	Gene Odell (4-48-0)	Dick Shinaut (1-39, 39.0)	None	N/A
11/7/53	at Hardin-Simmons	Clovis Riley (14-60-0)	Dick Shinaut (4-8-1-1-52)	Bill Medart (1-27-1)	Dick Shinaut (3-92, 30.7)	None	N/A
11/14/53	at Arizona	Clovis Riley (12-72-0)	Dick Shinaut (8-12-0-0-88)	Clovis Riley (3-29-0)	John Howle (2-82, 41.0)	None	N/A
11/28/53	at West Texas State	Jesse Whittenton (4-70-1)	Dick Shinaut (10-19-2-2-216)	Gene Odell (7-162-1)	Dick Shinaut (3-131, 43.7)	None	N/A
1/1/54	Southern Miss	Clovis Riley (12-112-1)	Dick Shinaut (11-17-0-2-158)	John Howle (4-76-1)	Dick Shinaut (5-140, 28.0)	Dick Shinaut (25)	N/A

1954

Date	Opponent	Rush (Att-Yds-TD)	Pass (Comp-Att-Int-TD-Yds)	Rec (Rec-Yds-TD)	P (Att-Yds, Avg.)	FG (FGM Yds)	Tackles (Total)
9/18/54	Sul Ross	Reeves Tevis (16-81-2)	Jesse Whittenton (8-16-1-2-112)	John Howle (4-46-0)	John Howle (2-94, 47.0)	None	N/A
9/25/54	McMurry	Jesse Whittenton (14-60-1)	Jesse Whittenton (5-7-0-1-72)	Bobby Coleman (1-31-1)	John Howle (3-103, 34.3)	None	N/A
10/2/54	at Arizona State	Hugh Harman (14-40-1)	Jesse Whittenton (12-17-1-1-144)	John Howle (6-71-0)	John Howle (2-82, 41.0)	None	N/A
10/9/54	at Texas Tech	Bob Forrest (10-72-1)	Jesse Whittenton (6-16-0-0-69)	Hugh Harman (1-22-0)	John Howle (6-173, 28.8)	None	N/A
10/16/54	Trinity (Texas)	Jesse Whittenton (13-72-0)	Jesse Whittenton (5-15-4-0-44)	John Howle (2-25-0)	John Howle (2-83, 41.5)	None	N/A
10/23/54	at North Texas	Jesse Whittenton (14-48-0)	Jesse Whittenton (0-2-0-0-0)	None	John Howle (5-226, 45.2)	None	N/A
10/30/54	at New Mexico State	Reeves Tevis (16-68-0)	Berman Corbell (8-12-1-0-122)	John Howle (7-115-1)	John Howle (1-57, 57.0)	None	N/A
11/6/54	Hardin-Simmons	Glen Brown (6-68-0)	Jesse Whittenton (1-11-1-0-26)	John Howle (1-26-0)	John Howle (6-204, 34.0)	None	N/A
11/13/54	Arizona	Jesse Whittenton (11-153-2)	Jesse Whittenton (4-11-0-1-56)	Dick Forrest (3-51-1)	John Howle (2-70, 35.0)	None	N/A
11/25/54	West Texas State	Reeves Tevis (10-92-1)	Jesse Whittenton (4-16-1-0-54)	John Howle (2-28-0)	John Howle (3-88, 29.3)	None	N/A
1/1/55	Florida State	Bob Forest (5-72-0)	Jesse Whittenton (7-13-0-3-138)	Rusty Rutledge (3-88-2)	John Howle (4-176, 44.0)	None	N/A

GAME-BY-GAME LEADERS

1955

Date	Opponent	Rush (Att-Yds-TD)	Pass (Comp-Att-Int-TD-Yds)	Rec(Rec-Yds-TD)	P(Att-Yds, Avg.)	FG (FGM Yds)	Tackles (Total)
9/24/55	North Texas	Reeves Tevis (10-120-0)	Jesse Whittenton (1-5-1-0-7)	Dick Forrest (1-7-0)	John Howle (3-96, 32.0)	None	N/A
10/1/55	at New Mexico	Bob Forrest (8-125-1)	Jesse Whittenton (3-9-0-1-27)	Dick Forrest (2-17-0)	John Howle (1-49, 49.0)	None	N/A
10/8/55	Texas Tech	Rusty Rutledge (6-93-1)	Jesse Whittenton (3-12-1-2-67)	Don Maynard (2-96-1)	Berman Corbell (1-41, 41.0)	None	N/A
10/15/55	at Arizona	Rusty Rutledge (12-65-1)	Jesse Whittenton (6-13-0-0-68)	John Howle (3-42-0)	Berman Corbell (2-71, 35.5)	None	N/A
10/22/55	at Wichita	Reeves Tevis (9-28-0)	Jesse Whittenton (8-15-1-1-98)	Dick Forrest (2-57-0)	John Howle (6-190, 31.7)	None	N/A
10/29/55	New Mexico State	Bob Forrest (7-45-1) Don Maynard (3-45-2)	Jesse Whittenton (3-6-0-1-79)	Reeves Tevis (1-59-1)	John Howle (2-88, 44.0)	None	N/A
11/4/55	at Hardin-Simmons	Bob Forrest (7-23-1)	Jesse Whittenton (11-21-3-0-159)	Dick Forrest (6-93-0)	John Howle (4-135, 33.8)	None	N/A
11/12/55	Arizona State	Don Maynard (6-35-1) Rusty Rutledge (8-35-0)	Jesse Whittenton (4-8-0-1-109)	Dick Forrest (1-90-1)	John Howle (5-229, 45.8)	None	N/A
11/19/55	West Texas State	Jesse Whittenton (10-57-0)	Jesse Whittenton (4-11-1-0-53)	John Howle (2-30-0)	John Howle (6-220, 36.7)	None	N/A
11/26/55	at Trinity (Texas)	Jimmy Bevers (14-48-1)	Jesse Whittenton (7-13-1-1-113)	Don Maynard (2-56-0)	John Howle (3-61, 20.3)	None	N/A

1956

Date	Opponent	Rush (Att-Yds-TD)	Pass (Comp-Att-Int-TD-Yds)	Rec(Rec-Yds-TD)	P(Att-Yds, Avg.)	FG (FGM Yds)	Tackles (Total)
9/22/56	at Texas Tech	Don Maynard (10-40-0)	Bob Laraba (4-9-0-0-88)	Rusty Rutledge (2-53-0)	Bob Laraba (1-63, 63.0)	Berman Corbell (10)	N/A
9/29/56	Abilene Christian	Bob Forrest (15-63-0)	Bob Laraba (2-10-0-1-70)	Hugh Harman (1-56-1)	Bob Laraba (2-71, 35.5)	None	N/A
10/6/56	New Mexico	Jimmy Bevers (8-121-3)	Bob Laraba (5-11-2-0-61)	Jack Gothard (3-41-0)	Willie Vasquez (2-76, 38.0)	None	N/A
10/13/56	Arizona	Jimmy Bevers (9-57-1)	Bob Laraba (4-6-1-1-106)	Don Maynard (2-96-1)	Charles Ward (1-47, 47.0)	None	N/A
10/20/56	at North Texas	Jimmy Bevers (8-56-0)	Bob Laraba (4-11-2-0-132)	Jimmy Bevers (2-58-0)	Bob Laraba (4-134, 33.5)	None	N/A
10/26/56	New Mexico State	Bob Forrest (6-85-2)	Bob Forrest (3-3-0-0-95)	Don Maynard (3-63-1)	Bob Laraba (1-54, 54.0)	Berman Corbell (32)	N/A
11/3/56	Hardin-Simmons	Jimmy Bevers (16-86-1)	Bob Laraba (4-7-0-1-86)	Dick Forrest (4-81-1)	Charles Ward (1-69, 69.0)	Thurman Hobbs (20)	N/A
11/10/56	at Arizona State	Jimmy Bevers (16-106-1)	Bob Laraba (0-3-0-0-0)	None	Bob Laraba (5-191, 38.2)	None	N/A
11/17/56	at West Texas State	Charles Ward (10-86-0)	Bob Forrest (3-6-1-2-94)	Don Maynard (1-44-1)	Bob Laraba (4-168, 42.0)	Thurman Hobbs (44)	N/A
11/24/56	Trinity (Texas)	Bob Forrest (10-118-3)	Caesar Fulton (2-3-0-1-53)	Stanley Pursley (1-27-1)	Charles Ward (3-115, 38.3)	None	N/A
1/1/57	George Washington	Bob Forest (14-49-0)	Bob Forrest (2-7-1-0-22)	Jimmy Bevers (1-16-0)	Bob Laraba (8-272, 34.0)	None	N/A

1957

Date	Opponent	Rush (Att-Yds-TD)	Pass (Comp-Att-Int-TD-Yds)	Rec(Rec-Yds-TD)	P(Att-Yds, Avg.)	FG (FGM Yds)	Tackles (Total)
9/21/57	North Texas	Jimmy Bevers (11-72-0)	Bob Laraba (3-4-0-1-65)	Don Maynard (2-58-1)	Bob Laraba (1-41, 41.0)	None	N/A
9/28/57	West Texas	Charles Ward (9-86-1)	Bob Laraba (2-6-0-0-25)	Jimmy Bevers (1-18-0)	Willie Vasquez (4-154, 38.5)	None	N/A
10/5/57	at New Mexico	Jimmy Bevers (18-54-0)	Bob Laraba (7-12-0-1-47)	Jack Gothard (4-37-0)	Bob Laraba (4-128, 32.0)	None	N/A
10/12/57	Texas Tech	Bob Forrest (9-82-2)	Bob Laraba (1-3-1-0-15)	Don Maynard (1-15-0)	Charles Ward (1-148, 37.0)	None	N/A
10/26/57	New Mexico State	Bob Forrest (11-92-1)	Bob Laraba (3-5-0-2-86)	Don Maynard (2-66-2)	Charles Ward (1-32, 32.0)	None	N/A
11/2/57	at Hardin-Simmons	Bob Forrest (8-68-1)	Bob Forrest (5-8-0-1-81)	Don Maynard (2-63-1)	Willie Vasquez (1-23, 23.0)	None	N/A
11/9/57	Arizona State	Don Maynard (7-49-0)	Bob Forrest (4-7-0-0-47)	Bobby Coleman (2-23-0)	Bob Laraba (4-158, 39.5)	None	N/A
11/16/57	at Arizona	Charles Bradshaw (15-121-1)	Bob Laraba (8-13-1-5-211)	Don Maynard (2-101-2)	Bob Laraba (2-66, 33.0)	None	N/A
11/23/57	at Trinity (Texas)	Bob Forrest (12-45-0)	Bob Laraba (2-4-1-0-33)	Charles Ward (2-33-0)	Charles Ward (3-112, 37.3)	None	N/A

1958

Date	Opponent	Rush (Att-Yds-TD)	Pass (Comp-Att-Int-TD-Yds)	Rec(Rec-Yds-TD)	P(Att-Yds, Avg.)	FG (FGM Yds)	Tackles (Total)
9/20/58	at North Texas	Charles Bradshaw (14-43-0)	Bob Laraba (4-8-1-0-27)	Charles Bradshaw (2-19-0)	Bob Laraba (4-141, 35.2)	None	N/A
9/27/58	New Mexico	Charles Bradshaw (20-67-0)	Bob Laraba (5-10-1-0-130)	Lee Allen Jones (3-76-0)	Bob Laraba (3-115, 38.2)	None	N/A
10/4/58	Abilene Christian	Charles Bradshaw (16-65-0)	John Furman (3-8-2-1-53)	Lee Allen Jones (3-53-1)	John Furman (4-183, 45.8)	None	N/A
10/11/58	at West Texas State	Charles Bradshaw (9-67-0)	Bob Laraba (4-6-0-1-98)	Jimmy Bevers (2-70-0)	Bob Laraba (7-288, 41.1)	None	N/A
10/25/58	at New Mexico State	Jimmy Bevers (13-95-0)	John Furman (1-2-1-0-13)	Paul Paxson (1-13-0)	Bob Laraba (4-196, 49.0)	None	N/A
10/11/58	at West Texas State	Charles Bradshaw (8-69-0)	Bob Laraba (4-6-0-1-105)	Jimmy Bevers (1-50-0)	John Furman (4-147, 36.8)	None	N/A
11/1/58	Hardin-Simmons	Charles Bradshaw (17-59-0)	Bob Laraba (3-12-0-0-68)	Lee Allen Jones (3-58-0)	Bob Laraba (4-163, 40.8)	None	N/A
11/15/58	Arizona	Larry Meeks (7-73-0)	John Furman (5-18-1-0-75)	Larry Meeks (1-32-0)	Bob Laraba (1-43, 43.0)	None	N/A
11/22/58	Trinity (Texas)	John Furman (12-56-0)	John Furman (15-28-2-0-124)	Larry Meeks (2-33-0)	John Furman (4-136, 34.0)	None	N/A
					Bob Laraba (2-68, 34.0)		

1959

Date	Opponent	Rush (Att-Yds-TD)	Pass (Comp-Att-Int-TD-Yds)	Rec(Rec-Yds-TD)	P(Att-Yds, Avg.)	FG (FGM Yds)	Tackles (Total)
9/19/59	Mexico	Charles Bradshaw (17-106-1)	John Furman (5-7-1-1-96)	Paul Paxson (3-67-1)	Tilmon Kirby (1-53, 53.0)	None	N/A
9/26/59	North Texas	Kent Babb (12-55-0)	John Furman (3-4-0-0-39)	Glenn Reed (1-24-0)	Willie Vasquez (6-278, 46.3)	None	N/A
10/3/59	at New Mexico	Jackie Meeks (3-39-1)	John Furman (11-23-1-0-99)	Gene Williams (1-26-0)	Willie Vasquez (5-269, 53.8)	None	N/A
10/10/59	West Texas State	Charles Bradshaw (12-74-0)	John Furman (3-15-2-1-62)	Kent Babb (1-41-1)	Willie Vasquez (4-161, 40.3)	None	N/A
10/17/59	Trinity (Texas)	Kent Babb (13-63-0)	John Furman (14-30-2-3-178)	Jackie Meeks (3-60-1)	Willie Vasquez (2-88, 44.0)	None	N/A
10/24/59	New Mexico State	Charles Bradshaw (13-77-1)	John Furman (7-16-0-0-86)	Manlio DeSantis (2-48-1)	John Furman (4-134, 33.5)	None	N/A
10/31/59	at Hardin-Simmons	Charles Bradshaw (10-28-0)	John Furman (11-20-0-1-107)	Manlio DeSantis (4-61-2)	John Furman (3-132, 44.0)	None	N/A
11/7/59	Arizona State	Charles Bradshaw (13-48-0)	John Furman (8-15-2-1-100)	Paul Paxson (2-36-1)	John Furman (1-46, 46.0)	None	N/A
11/14/59	Abilene Christian	Charles Bradshaw (14-65-0)	John Furman (10-25-2-2-166)	Paul Paxson (1-61-1)	John Furman (4-148, 37.0)	None	N/A
11/21/59	at Arizona	Jackie Meeks (13-52-0)	John Furman (17-29-0-0-199)	Jackie Meeks (8-109-0)	Willie Vasquez (3-124, 41.3)	Kent Babb (26)	N/A

GAME-BY-GAME LEADERS

1960

Date	Opponent	Rush (Att-Yds-TD)	Pass (Comp-Att-Int-TD-Yds)	Rec.(Rec-Yds-TD)	P(Att-Yds, Avg.)	FG (FGM Yds)	Tackles (Total)
9/17/60	Utah State	Charles Bradshaw (11-40-0)	John Furman (19-39-0-0-206)	Paul Paxson (6-62-0)	Willie Vasquez (4-203, 50.8)	None	N/A
9/24/60	at North Texas	Charles Bradshaw (15-65-1)	John Furman (3-7-1-0-29)	Jackie Meeks (2-24-0)	John Furman (2-89, 44.5)	None	N/A
10/1/60	New Mexico	Charles Bradshaw (16-84-3)	John Furman (18-34-1-0-193)	Del Williams (7-66-0)	Willie Vasquez (2-63, 31.5)	None	N/A
10/8/60	at West Texas State	Charles Bradshaw (20-75-0)	John Furman (14-33-3-1-163)	Del Williams (5-69-0)	Willie Vasquez (6-251, 41.8)	None	N/A
10/15/60	Trinity (Texas)	Kent Babb (17-139-3)	John Furman (3-8-1-0-20)	Del Williams (2-15-0)	Willie Vasquez (2-55, 27.5)	None	N/A
10/29/60	Hardin-Simmons	Kent Babb (11-94-1)	Tilmon Kirby (2-4-0-1-35)	Gene Williams (1-40-0-1)	Willie Vasquez (1-20, 20.0)	Don Boyce (34)	N/A
11/5/60	at Arizona State	Charles Bradshaw (12-51-0)	John Furman (10-23-0-0-84)	Jake Young (3-38-0)	Willie Vasquez (4-187, 46.8)	None	N/A
11/12/60	Arizona	John Furman (6-47-0)	John Furman (8-10-0-0-155)	Del Williams (4-84-0)	Willie Vasquez (4-171, 42.8)	None	N/A
		Tilmon Kirby (14-47-0)					
11/19/60	Bowling Green	Charles Bradshaw (9-39-0)	Pat O'Donnell (2-6-1-0-23)	Del Williams (2-21-0)	Willie Vasquez (7-309, 44.1)	None	N/A
11/26/60	at New Mexico State	Don Boyce (7-71-0)	John Furman (17-32-0-2-223)	Del Williams (7-89-1)	Willie Vasquez (4-175, 43.8)	None	N/A

1961

Date	Opponent	Rush (Att-Yds-TD)	Pass (Comp-Att-Int-TD-Yds)	Rec. (Rec-Yds-TD)	P (Att-Yds, Avg.)	FG (FGM Yds)	Tackles (Total)
9/16/61	at Utah State	Don Boyce (16-53-0)	John Furman (3-14-1-1-58)	Paul Paxson (1-46-1)	John Furman (9-348, 38.7)	None	N/A
9/30/61	West Texas State	John Furman (10-43-1)	John Furman (17-29-0-1-198)	Paul Paxson (1-47-1)	John Furman (5-211, 42.2)	None	N/A
10/7/61	at New Mexico	Don Boyce (14-51-1)	John Furman (10-24-1-0-104)	Ralph Kennedy (1-34-0)	John Furman (4-163, 40.8)	None	N/A
10/14/61	McMurry	John Furman (13-120-0)	John Furman (7-14-1-2-103)	Ralph Kennedy (3-55-0)	John Furman (2-49, 24.5)	None	N/A
10/21/61	at Trinity (Texas)	Don Boyce (31-123-1)	John Furman (4-12-1-2-20)	Del Williams (2-7-2)	John Furman (7-220, 31.4)	None	N/A
				Andy Springer (1-7-0)			
10/28/61	New Mexico State	Don Boyce (12-78-0)	John Furman (15-35-3-0-113)	Louis James (2-31-0)	John Furman (5-215, 43.0)	None	N/A
11/4/61	at Hardin-Simmons	Dan Turner (13-51-2)	John Furman (8-11-0-2-138)	Ralph Kennedy (4-78-1)	John Furman (3-129, 43.0)	None	N/A
11/11/61	Arizona State	Don Boyce (21-103-2)	John Furman (9-18-1-0-178)	Ralph Kennedy (2-101-0)	John Furman (4-127, 31.8)	None	N/A
11/18/61	at Arizona	Don Boyce (19-57-0)	John Furman (12-23-2-2-114)	Larry Meeks (5-39-1)	John Furman (6-215, 35.8)	None	N/A
11/25/61	North Texas	Don Boyce (12-23-1)	Pat O'Donnell (7-13-0-1-154)	Del Williams (2-52-1)	John Furman (5-193, 38.6)	None	N/A

1962

Date	Opponent	Rush (Att-Yds-TD)	Pass (Comp-Att-Int-TD-Yds)	Rec. (Rec-Yds-TD)	P (Att-Yds, Avg.)	FG (FGM Yds)	Tackles (Total)
9/22/62	at North Texas	Larry Durham (11-54-0)	Pat O'Donnell (6-17-3-0-49)	Jimmy Evans (3-37-0)	Bob Mortimer (4-149, 37.3)	None	Leroy Johnston (11)
9/29/62	at West Texas State	L.T. Tillman (6-34-0)	Pat O'Donnell (2-3-0-0-37)	Ron Bostwick (2-37-0)	Bob Mortimer (6-204, 34.0)	None	Louis James (8)
10/6/62	New Mexico	Larry Durham (7-43-0)	Pat O'Donnell (2-8-1-0-18)	Jimmy Evans (2-18-0)	Bob Mortimer (4-133, 33.3)	Curtis Robertson (24)	Leroy
10/13/62	Wyoming	Bob Mortimer (8-43-1)	Pat O'Donnell (2-7-0-0-17)	Tim Morton (2-17-0)	Bob Mortimer (3-106, 35.3)	None	Leroy Johnson (10)
10/27/62	at Arizona State	Louis James (9-58-1)	Pat O'Donnell (3-9-1-0-39)	Jimmy Evans (2-31-0)	Bob Mortimer (8-301, 37.6)	None	Ray Jackson (10)
11/3/62	Hardin-Simmons	Don Boyce (17-66-0)	Jerry Tucker (7-18-0-2-94)	Ulysses Kendall (2-22-1)	Bob Mortimer (4-188, 47.0)	None	Luis Hernandez (8)
11/10/62	at New Mexico State	Don Boyce (7-37-0)	Jerry Tucker (7-18-0-2-94)	Harrison Gamble (4-63-1)	Bob Mortimer (5-252, 46.2)	None	Louis James (8)
11/17/62	Arizona	Louis James (5-34-0)	Jerry Tucker (13-24-0-0-148)	Jimmy Evans (5-87-0)	Bob Mortimer (4-194, 48.5)	None	Ray Jackson (12)
11/22/62	Trinity (Texas)	Ray Jackson (13-103-0)	Jerry Tucker (11-22-2-3-156)	Ulysses Kendall (6-72-3)	Bob Mortimer (3-120, 40.0)	None	Leroy Johnston (11)

1963

Date	Opponent	Rush (Att-Yds-TD)	Pass (Comp-Att-Int-TD-Yds)	Rec. (Rec-Yds-TD)	P (Att-Yds, Avg.)	FG (FGM Yds)	Tackles (Total)
9/21/63	North Texas	Larry Durham (11-92-1)	Jerry Tucker (11-15-0-2-196)	Jim Evans (8-131-1)	Curt Parsons (2-79, 39.5)	None	Ray Jackson (8)
9/28/63	at New Mexico	Larry Harrell (1-68-1)	Jerry Tucker (3-10-1-0-25)	Ulysses Kendall (2-31-0)	Curt Parsons (9-276, 34.5)	None	Two players (7)
10/5/63	New Mexico State	Charlie Arciniega (12-42-0)	Jerry Tucker (10-25-1-0-109)	Jim Evans (6-81-0)	Curt Parsons (5-177, 35.4)	None	Ray Jackson (8)
10/12/63	at Arizona	Charlie Arciniega (13-47-0)	Jerry Tucker (5-13-2-0-81)	Jim Evans (3-47-0)	Curt Parsons (6-247, 41.2)	None	Ron Geski (9)
10/19/63	Arizona State	Julius Glosson (7-51-0)	Jerry Tucker (6-27-1-0-76)	Jim Evans (3-44-0)	Curt Parsons (8-297, 37.1)	None	Louis James (7)
10/26/63	at Colorado State	Charles Arciniega (8-65-0)	Jerry Tucker (10-24-3-0-116)	Jim Evans (4-54-0)	Curt Parsons (1-49, 49.0)	None	Leroy Johnston (10)
11/9/63	at Xavier	Don Mason (11-46-0)	Jerry Tucker (5-21-2-0-51)	Louis James (1-30-0)	Curt Parsons (7-271, 38.7)	None	Ray Jackson (8)
11/16/63	Texas Tech	Stan Reeder (14-67-0)	Jerry Tucker (7-14-2-0-36)	Jim Evans (3-27-0)	Bob Mortimer (3-119, 39.7)	Curtis Robertson (21)	Louis James
11/30/63	West Texas State	Charlie Arciniega (7-41-0)	Jerry Tucker (6-15-1-0-84)	Harrison Gamble (2-82-1)	Curt Parsons (6-208, 34.7)	None	Leroy Johnston (12)
12/7/63	Wyoming	Don Mason (10-46-0)	Jerry Tucker (8-18-2-1-98)	Harrison Gamble (7-83-0)	Curt Parsons (5-239, 47.8)	None	Leroy Johnston (10)

1964

Date	Opponent	Rush (Att-Yds-TD)	Pass (Comp-Att-Int-TD-Yds)	Rec. (Rec-Yds-TD)	P (Att-Yds, Avg.)	FG (FGM Yds)	Tackles (Total)
9/19/64	at North Texas	Ray Jackson (3-30-0)	Mario Lopez (1-2-0-0-47)	Chuck Hughes (1-47-0)	Curt Parsons (6-190, 31.7)	None	Charlie Arciniega (10)
10/3/64	at West Texas State	Walter Johnson (9-90-0)	Joe Harrison (4-19-2-0-90)	Chuck Hughes (4-90-0)	Curt Parsons (8-271, 33.9)	None	Harrison Gamble (9)
10/10/64	at Arizona State	Dick Weeks (17-64-1)	Ray Seymore (5-11-0-0-100)	Curt Parsons (1-59-0)	Curt Parsons (6-276, 46.0)	None	Mart Adams (10)
10/17/64	at Wyoming	Dick Weeks (15-69-1)	Joe Harrison (2-4-0-0-39)	Chuck Hughes (2-46-0)	Larry Rumsey (4-168, 42.0)	None	Charlie Arciniega (10)
10/24/64	BYU	Dick Weeks (13-57-0)	Harrison Gamble (1-1-0-1-53)	Chuck Hughes (2-63-1)	Larry Rumsey (6-208, 34.7)	None	Charlie Arciniega (9)
10/31/64	Utah	Dick Weeks (12-64-0)	Mario Lopez (0-8-2-0-0)	None	Larry Rumsey (5-170, 34.0)	None	Two players (9)
11/7/64	New Mexico	Dick Weeks (13-47-1)	Mario Lopez (5-9-0-0-73)	Chuck Hughes (4-65-0)	Larry Rumsey (6-231, 38.5)	None	Mart Adams (10)
11/14/64	Arizona	Dick Weeks (17-110-0)	Mario Lopez (2-4-1-0-42)	Chuck Hughes (3-70-0)	Curt Parsons (4-151, 37.8)	None	Charlie Arciniega (15)
11/21/64	at New Mexico State	Dick Weeks (15-47-0)	Joe Harrison (6-13-2-1-98)	Chuck Hughes (4-68-0)	Larry Rumsey (4-106, 26.5)	None	Dick Weeks (7)
11/26/64	Colorado State	Dick Weeks (18-45-0)	Mario Lopez (11-18-0-0-99)	Chuck Hughes (10-113-0)	Curt Parsons (3-101, 33.7)	None	Two with (8)

1965

Date	Opponent	Rush (Att-Yds-TD)	Pass (Comp-Att-Int-TD-Yds)	Rec. (Rec-Yds-TD)	P (Att-Yds, Avg.)	FG (FGM Yds)	Tackles (Total)
9/18/65	North Texas	Dick Weeks (12-58-0)	Billy Stevens (21-35-2-2-500)	Chuck Hughes (10-349-3)	Don Davis (3-134, 44.7)	Joe Cook (21,35)	Buster Barnes (12)
9/25/65	at New Mexico	Mark Yarbrough (9-51-0)	Billy Stevens (16-33-3-5-297)	Chuck Hughes (7-164-3)	Don Davis (4-192, 48.0)	None	Buster Barnes (17)
10/2/65	New Mexico State	Dick Weeks (11-39-0)	Billy Stevens (18-43-3-2-309)	Chuck Hughes (5-153-0)	Don Davis (5-170, 34.0)	None	Buster Barnes (15)
10/9/65	Colorado State	Dick Weeks (17-112-2)	Billy Stevens (23-47-3-1-319)	Chuck Hughes (12-170-1)	Don Davis (3-135, 45.0)	None	Ron Bostwick (11)

GAME-BY-GAME LEADERS

Date	Opponent	Rush (Att-Yds-TD)	Pass (Comp-Att-Int-TD-Yds)	Rec. (Rec-Yds-TD)	P (Att-Yds, Avg.)	FG (FGM Yds)	Tackles (Total)
10/16/65	at Wyoming	Dick Weeks (8-27-0)	Billy Stevens (14-47-3-2-247)	Chuck Hughes (5-135-1)	Don Davis (9-279, 31.0)	None	Charlie West (17)
10/30/65	Arizona State	Dick Weeks (13-58-2)	Billy Stevens (25-53-3-1-326)	Chuck Hughes (17-254-0)	Don Davis (8-328, 41.0)	None	Charles Arciniega (10)
11/6/65	at Arizona	Dick Weeks (9-46-0)	Billy Stevens (19-46-3-0-209)	Chuck Hughes (7-104-0)	Don Davis (7-282, 40.3)	Joe Cook (33)	Fred Carr (13)
11/13/65	at Utah	Dick Weeks (18-58-1)	Billy Stevens (8-27-4-1-195)	Bob Wallace (4-164-1)	Don Davis (8-368, 46.0)	None	Fred Carr (15)
11/20/65	Xavier	Don Davis (23-119-1)	Billy Stevens (21-45-2-3-273)	Chuck Hughes (9-111-3)	Don Davis (6-246, 41.0)	Joe Cook (34)	Buster Barnes (11)
11/27/65	West Texas State	Mark Yarbrough (7-75-2)	Billy Stevens (29-56-2-2-355)	Chuck Anderson (9-126-0)	Don Davis (4-185, 46.2)	Joe Cook (33)	Harrison Gamble (7)
12/31/65	TCU	Don Davis (14-41-0)	Billy Stevens (21-34-3-1-208)	Chuck Hughes (6-115-1)	Don Davis (5-195, 39.0)	Joe Cook (21,18)	Larry Rumsey (11)

1966

Date	Opponent	Rush (Att-Yds-TD)	Pass (Comp-Att-Int-TD-Yds)	Rec. (Rec-Yds-TD)	P (Att-Yds, Avg.)	FG (FGM Yds)	Tackles (Total)
9/17/66	at Arizona State	Reginald Matthews (4-35-0)	Billy Stevens (15-44-2-3-256)	Chuck Hughes (5-121-1)	Don Davis (5-188, 37.6)	None	Two players (11)
9/24/66	at North Texas	Don Davis (9-29-1)	Billy Stevens (25-49-1-0-300)	Chuck Hughes (5-88-0)	Don Davis (8-308, 38.5)	Jerry Waddles (22)	Dick Daugherty (9)
10/1/66	New Mexico	Larry McHenry (13-74-0)	Billy Stevens (10-26-0-0-115)	Dave Karns (4-95-3)	Don Davis (3-138, 46.0)	Jerry Waddles (31,38)	Fred Carr (12)
10/8/66	at West Texas State	Larry McHenry (21-79-0)	Billy Stevens (16-34-2-1-192)	Bob Wallace (4-62-0)	Don Davis (7-250, 35.7)	Jerry Waddles (21)	Fred Carr (10)
10/15/66	Arlington State	Leroy Johnson (18-77-0)	Billy Stevens (15-20-0-5-351)	Dave Karns (7-118-3)	Don Davis (3-250, 31.3)	Jerry Waddles (39)	Two players (11)
10/22/66	San Jose State	Leroy Johnson (14-59-0)	Billy Stevens (14-32-4-1-167)	Bob Wallace (7-77-0)	Don Davis (6-242, 40.3)	None	Gene Jackson (11)
11/5/66	at BYU	Leroy Johnson (15-158-1)	Billy Stevens (21-44-4-3-284)	Chuck Hughes (8-98-0)	Don Davis (4-174, 43.5)	None	Fred Carr (11)
11/12/66	Wyoming	Larry McHenry (9-25-0)	Billy Stevens (6-21-1-1-94)	Dave Karns (4-80-1)	Don Davis (12-505, 42.1)	None	Gene Epps (10)
11/19/66	New Mexico State	Larry McHenry (13-93-0)	Billy Stevens (11-18-1-3-219)	Bob Wallace (3-103-2)	Don Davis (4-144, 36.0)	None	Gene Epps (11)
11/26/66	Utah	Larry McHenry (13-69-0)	Billy Stevens (7-15-1-1-102)	Chuck Hughes (9-100-2)	Don Davis (7-275, 39.3)	Jerry Waddles (33)	Fred Carr (13)

1967

Date	Opponent	Rush (Att-Yds-TD)	Pass (Comp-Att-Int-TD-Yds)	Rec. (Rec-Yds-TD)	P (Att-Yds, Avg.)	FG (FGM Yds)	Tackles (Total)
9/16/67	UC-Santa Barbara	Leroy Johnson (14-111-2)	Brooks Dawson (17-26-2-4-175)	Volley Murphy (5-117-1)	Tom Galloway (7-296, 42.3)	None	Fred Carr (13)
10/7/67	at Arizona State	Paul White (8-25-0)	Billy Stevens (16-39-3-1-239)	Volley Murphy (5-124-1)	Tom Galloway (9-402, 44.7)	Jerry Waddles (46)	Fred Carr (11)
10/14/67	at Arizona	Larry McHenry (15-51-0)	Billy Stevens (11-25-3-0-182)	Dave Karns (5-73-0)	Tom Galloway (11-501, 45.5)	None	Fred Carr (10)
10/21/67	BYU	Paul White (7-91-1)	Billy Stevens (13-25-4-6-293)	Volley Murphy (5-115-4)	Tom Galloway (8-367, 45.9)	None	Fred Carr (12)
10/27/67	at New Mexico	Billy Stevens (1-17-0)	Brooks Dawson (9-20-0-6-376)	Volley Murphy (4-234-3)	Tom Galloway (5-220, 44.0)	None	Gene Epps (12)
11/4/67	New Mexico State	Larry McHenry (13-51-0)	Brooks Dawson (24-50-2-4-426)	Bob Wallace (10-233-2)	Tom Galloway (6-251, 41.8)	Jerry Waddles (22,37)	Fred Carr (12)
11/11/67	Colorado State	Larry McHenry (7-54-0)	Billy Stevens (16-40-1-2-261)	Paul White (5-111-1)	Tom Galloway (9-333, 37.0)	Jerry Waddles (22)	Fred Carr (20)
11/18/67	Wyoming	Larry McHenry (14-44-0)	Brooks Dawson (12-30-1-3-170)	Volley Murphy (7-87-2)	Tom Galloway (8-332, 41.5)	None	Two players (16)
11/25/67	at Utah	Larry McHenry (12-53-0)	Billy Stevens (23-42-4-2-249)	Ron Jones (7-94-1)	Tom Galloway (6-276, 46.0)	Jerry Waddles (37,38)	Charlie West (10)
12/30/67	Mississippi	Larry McHenry (13-73-1)	Billy Stevens (13-26-1-1-155)	Bob Wallace (6-83-0)	Tom Galloway (12-511, 42.6)	None	Gene Epps (12)

1968

Date	Opponent	Rush (Att-Yds-TD)	Pass (Comp-Att-Int-TD-Yds)	Rec. (Rec-Yds-TD)	P (Att-Yds, Avg.)	FG (FGM Yds)	Tackles (Total)
9/14/68	UC-Santa Barbara	Gene Childs (23-75-0)	Brooks Dawson (29-65-0-2-342)	David Millican (8-143-1)	Tom Galloway (9-386, 42.9)	None	Gene Epps (18)
9/21/68	New Mexico	Leroy Johnson (14-78-0)	Brooks Dawson (11-22-1-2-196)	Major Stevenson (3-84-1)	Tom Galloway (4-146, 36.5)	Jerry Waddles (27)	Grady Cavness (15)
9/28/68	at Arizona State	Gene Childs (11-52-0)	Brooks Dawson (18-41-2-3-307)	Volley Murphy (5-162-1)	Tom Galloway (9-355, 39.4)	None	Gene Epps (14)
10/5/68	at Arizona	Gene Childs (15-53-0)	Brooks Dawson (8-26-6-0-90)	Dave Karns (5-56-0)	Tom Galloway (11-411, 37.4)	None	Grady Cavness (12)
10/12/68	Long Beach State	Gene Childs (16-57-0)	Bob Stewart (13-29-1-0-238)	Billy Taylor (3-77-0)	Tom Galloway (7-215, 30.7)	None	Grady Cavness (10)
10/19/68	New Mexico State	Paul White (11-56-0)	Bob Stewart (15-31-3-3-271)	Volley Murphy (3-102-2)	Tom Galloway (5-229, 45.8)	Jeff White (45,21,44)	Denver Samples (12)
10/26/68	at BYU	Gene Childs (4-22-0)	Brooks Dawson (17-24-0-3-304)	Reggie Matthews (3-109-1)	Tom Galloway (8-339, 42.4)	Jeff White (52)	Gene Epps (19)
11/3/68	North Texas	Gene Childs (19-100-0)	Brooks Dawson (28-52-0-4-401)	Ron Jones (7-132-0)	Tom Galloway (6-260, 43.3)	Jerry Waddles (24)	Denver Samples (11)
11/16/68	Wyoming	Paul White (4-7-0)	Bob Stewart (16-40-3-3-192)	David Millican (4-97-1)	Tom Galloway (7-261, 37.3)	None	Two players (18)
11/23/68	Colorado State	Gene Childs (13-115-2)	Bob Stewart (11-22-0-2-121)	Ron Jones (3-55-0)	Tom Galloway (9-384, 42.7)	None	Grady Cavness (14)

1969

Date	Opponent	Rush (Att-Yds-TD)	Pass (Comp-Att-Int-TD-Yds)	Rec. (Rec-Yds-TD)	P (Att-Yds, Avg.)	FG (FGM Yds)	Tackles (Total)
9/13/69	Pacific	Gene Childs (21-90-0)	Bill Craig (10-25-3-1-188)	Ed Puishes (3-98-1)	Jeff White (6-228, 38.0)	None	Jim Sanson (12)
9/27/69	at New Mexico	Gene Childs (14-107-1)	Bill Craig (8-19-3-1-147)	Billy Taylor (2-48-0)	Jeff White (7-308, 44.0)	None	Calvin Taylor (18)
10/4/69	Utah	Gene Childs (16-77-1)	Bill Craig (14-38-3-0-240)	Ed Puishes (8-121-0)	Jeff White (8-368, 46.0)	None	Jim Sanson (16)
10/11/69	at Wyoming	Gene Childs (23-36-1)	Neil Lovorn (10-30-3-0-170)	Ed Puishes (7-126-0)	Jeff White (7-304, 43.4)	Jeff White (30)	Ken Koval (16)
10/18/69	at Arizona	Dick Rausch (10-35-1)	Bill Craig (14-30-3-0-128)	Ed Puishes (7-100-0)	Jeff White (5-216, 43.2)	Jeff White (26)	Two players (12)
10/25/69	BYU	Paul Gibson (16-53-0)	Neil Lovorn (9-20-1-1-119)	Dennis Mayfield (4-54-0)	Jeff White (8-311, 38.9)	None	Ken Koval (13)
11/1/69	at Colorado State	Dick Rausch (21-69-0)	Bill Craig (15-41-0-1-184)	Ed Puishes (6-102-1)	Jeff White (10-337, 33.7)	Jeff White (23)	Jim Sanson (12)
11/8/69	New Mexico State	Gene Childs (16-103-2)	Bill Craig (25-52-3-1-348)	Ed Puishes (11-175-1)	Jeff White (4-159, 39.8)	Jeff White (32)	Jim Sanson (19)
11/15/69	Arizona State	Gene Childs (16-46-0)	Bill Craig (13-39-1-1-164)	Billy Taylor (9-123-0)	Jeff White (12-440, 36.7)	None	Jim Sanson (10)
11/29/69	Xavier	Gene Childs (17-85-0)	Bill Craig (6-21-4-0-74)	Ed Puishes (3-48-0)	Jeff White (4-173, 43.3)	Jeff White (39)	Don Croft (13)

1970

Date	Opponent	Rush (Att-Yds-TD)	Pass (Comp-Att-Int-TD-Yds)	Rec. (Rec-Yds-TD)	P (Att-Yds, Avg.)	FG (FGM Yds)	Tackles (Total)
9/12/70	Pacific	Robbie Rogers (17-112-1)	Bill Craig (19-38-2-0-255)	Ed Puishes (10-162-0)	Jeff White (3-99, 33.0)	Jeff White (32,27)	Jim Sanson (15)
9/19/70	at Utah	Paul Adamian (17-65-0)	Bill Craig (18-38-7-2-333)	Ed Puishes (6-172-2)	Jeff White (4-141, 35.3)	None	Jim Sanson (12)
9/26/70	at BYU	Paul Adamian (19-73-1)	Bill Craig (9-19-0-1-165)	Ed Puishes (5-72-0)	Jeff White (4-140, 35.0)	Jeff White (41)	Jim Sanson (16)
10/3/70	New Mexico State	Phil Hatch (24-99-1)	Bill Craig (11-28-0-1-151)	Ed Puishes (3-53-0)	Jeff White (5-229, 45.8)	None	Tony Perea (14)
10/17/70	Colorado State	Phil Hatch (21-73-1)	Bill Craig (26-59-2-2-507)	Ed Puishes (9-198-0)	Jeff White (7-257, 36.7)	Jeff White (31,32,31)	Don Croft (17)
10/24/70	Arizona State	Phil Hatch (18-126-2)	Bill Craig (6-23-1-0-72)	Phil Hatch (2-35-0)	Jeff White (8-296, 37.0)	None	Tony Perea (26)
10/31/70	New Mexico	Phil Hatch (21-137-0)	Bill Craig (19-41-3-1-233)	Billy Taylor (7-88-0)	Jeff White (4-187, 46.8)	Jeff White (32)	Two players (16)
11/7/70	Wyoming	Phil Hatch (18-184-3)	Bill Craig (3-12-1-0-41)	Ed Puishes (2-36-0)	Jeff White (6-266, 44.6)	None	Don Croft (16)
11/14/70	Arizona	James Berry (19-92-0)	Bill Craig (8-18-0-1-114)	Ed Puishes (4-58-0)	Jeff White (7-291, 41.6)	Jeff White (25,46)	Jim Sanson (20)
11/19/70	vs. Trinity (Texas)	Paul Adamian (15-65-0)	Bill Craig (18-32-2-2-220)	Ed Puishes (11-154-1)	Jeff White (6-265, 44.2)	Jeff White (20)	Jim Sanson (14)

GAME-BY-GAME LEADERS

1971

Date	Opponent	Rush (Att-Yds-TD)	Pass (Comp-Att-Int-TD-Yds)	Rec. (Rec-Yds-TD)	P (Att-Yds, Avg.)	FG (FGM Yds)	Tackles (Total)
9/11/71	Texas-Arlington	Phil Hatch (14-74-1)	Gary Keithley (8-14-0-2-99)	Ed Puishes (6-67-1)	Gary Keithley (6-272, 45.3)	Ray Brahm (35)	Tony Perea (19)
9/18/71	Pacific	David Atkins (7-56-0)	Gary Keithley (15-27-4-1-155)	Juan Borrego (5-76-0)	Gary Keithley (7-300, 42.9)	None	Tony Perea (20)
9/25/71	Arizona	Phil Hatch (14-45-0)	Gary Keithley (17-35-3-0-256)	Mike Anderson (6-119-0)	Gary Keithley (8-355, 44.4)	Ray Brahm (23,31)	Ed Hochuli (18)
10/2/71	at Arizona State	Phil Hatch (10-21-1)	Gary Keithley (4-9-2-0-58)	Ed Puishes (1-25-0)	Gary Keithley (9-382, 42.4)	None	Tony Perea (14)
10/9/71	Utah	Phil Hatch (13-46-0)	Gary Keithley (7-13-0-0-107)	Ed Puishes (2-49-0)	Gary Keithley (11-433, 39.4)	Ray Brahm (36)	Tony Perea (18)
10/16/71	at New Mexico State	James Berry (35-164-0)	Gary Keithley (6-10-2-1-64)	Ed Puishes (2-25-0)	Gary Keithley (4-174, 43.5)	None	Tony Perea (11)
10/23/71	at Wyoming	James Berry (31-87-1)	Gary Keithley (8-10-0-0-90)	Phil Hatch (3-36-0)	Gary Keithley (7-271, 38.7)	None	Tony Perea (12)
10/30/71	BYU	Phil Hatch (8-24-0)	Gary Keithley (19-39-2-0-175)	Mike Anderson (4-46-0)	Gary Keithley (7-316, 45.2)	None	Tony Perea (23)
11/13/71	at New Mexico	David Atkins (6-43-0)	Gary Keithley (14-23-1-1-177)	Tom Altemus (4-67-0)	Gary Keithley (4-155, 38.7)	None	Tony Perea (19)
11/20/71	Colorado State	Phil Hatch (11-96-1)	Bill Craig (4-11-0-0-60)	Mike Anderson (3-28-0)	Gary Keithley (4-162, 40.5)	None	Tony Perea (21)
11/27/71	Long Beach State	James Berry (29-116-3)	Gary Keithley (16-23-0-1-146)	Mike Anderson (6-62-1)	Gary Keithley (2-70, 35.0)	Ray Brahm (22)	Scott DeSha (16)

1972

Date	Opponent	Rush (Att-Yds-TD)	Pass (Comp-Att-Int-TD-Yds)	Rec. (Rec-Yds-TD)	P (Att-Yds, Avg.)	FG (FGM Yds)	Tackles (Total)
9/16/72	Lamar	Ed Herriott (14-46-0)	Gary Keithley (21-38-2-3-327)	Greg Taylor (12-197-2)	Lonnie Crittenden (4-128, 32.0)	None	Tony Perea (18)
9/23/72	Pacific	Al Barrett (13-70-0)	Gary Keithley (25-38-0-1-295)	Lonnie Crittenden (8-129-1)	Gary Keithley (3-124, 41.3)	None	Tony Perea (17)
9/30/72	New Mexico State	David Atkins (15-68-1)	Gary Keithley (6-8-0-0-72)	Greg Taylor (2-21-0)	Gary Keithley (3-114, 38.0)	None	Tony Perea (21)
10/7/72	at Utah	Al Barrett (20-115-1)	Gary Keithley (20-31-1-1-290)	Lonnie Crittenden (9-143-0)	Gary Keithley (7-330, 47.1)	None	Tony Perea (13)
10/14/72	at BYU	Al Barrett (17-61-2)	Gary Keithley (21-31-0-0-316)	Greg Taylor (11-176-0)	Gary Keithley (5-203, 40.6)	None	Tony Perea (11)
10/21/72	New Mexico	David Atkins (10-72-0)	Gary Keithley (10-25-2-0-130)	Greg Taylor (4-97-0)	Gary Keithley (5-203, 40.6)	None	Tony Perea (16)
10/28/72	at Arizona	Al Barrett (19-131-0)	Gary Keithley (8-20-2-1-80)	Lonnie Crittenden (4-46-0)	Gary Keithley (7-290, 41.4)	None	Ed Hochuli (12)
11/4/72	Arizona State	David Atkins (13-36-1)	Gary Keithley (23-42-2-1-275)	Lonnie Crittenden (7-83-0)	Gary Keithley (12-463, 38.6)	None	Harold Holton (17)
11/11/72	Wyoming	David Atkins (13-90-1)	Gary Keithley (10-19-1-0-85)	Lonnie Crittenden (4-35-0)	Gary Keithley (4-221, 55.3)	None	Tony Perea (20)
11/18/72	at Colorado State	Ed Herriott (7-64-0)	Mark Jackson (10-17-1-2-147)	Greg Taylor (4-96-1)	Lonnie Crittenden (6-227, 37.2)	None	Brooks West (16)

1973

Date	Opponent	Rush (Att-Yds-TD)	Pass (Comp-Att-Int-TD-Yds)	Rec. (Rec-Yds-TD)	P (Att-Yds, Avg.)	FG (FGM Yds)	Tackles (Total)
9/8/73	at Idaho	Greg Cockayne (4-20-0)	Frank Duncan (11-24-0-2-148)	Lonnie Crittenden (4-70-2)	Lonnie Crittenden (11-446, 40.5)	None	Al Barrett (18)
9/15/73	Pacific	Don Willis (12-46-0)	Frank Duncan (15-28-2-0-135)	Lonnie Crittenden (7-59-0)	Lonnie Crittenden (7-350, 50.0)	Bronko Belichesky (52,26,33)	Two players (16)
9/22/73	at Utah	David Byrd (8-28-0)	Frank Duncan (9-16-4-0-102)	Lonnie Crittenden (3-45-0)	Lonnie Crittenden (8-374, 46.8)	Bronko Belichesky (34,46)	Billy Wallace (15)
9/29/73	at Wyoming	Al Barrett (9-40-0)	Frank Duncan (5-18-0-1-83)	Lonnie Crittenden (1-44-1)	Lonnie Crittenden (13-487, 37.5)	None	Gordon Harper (10)
10/6/73	New Mexico State	Don Willis (20-108-2)	Frank Duncan (15-28-0-1-272)	Lonnie Crittenden (7-148-0)	Lonnie Crittenden (4-166, 41.5)	Bronko Belichesky (31)	LaFreddie Coleman (15)
10/13/73	Lamar	Don Willis (19-153-2)	Frank Duncan (8-16-4-0-94)	Brad Longnecker (3-38-0)	Lonnie Crittenden (4-144, 36.0)	None	Butch Wade (17)
10/20/73	at New Mexico	Ken Petty (19-86-0)	Ray Brahm (2-7-1-0-20)	Ken Petty (3-30-0)	Lonnie Crittenden (13-542, 41.7)	None	Butch Wade (13)
10/27/73	Colorado State	Don Willis (15-70-1)	Frank Duncan (6-12-3-2-91)	Ken Petty (3-34-1)	Lonnie Crittenden (7-286, 40.9)	Bronko Belichesky (26)	Shannon Thompson (11)
11/3/73	Arizona	Al Barrett (12-55-0)	Frank Duncan (13-23-1-1-165)	Lonnie Crittenden (5-83-1)	Lonnie Crittenden (6-238, 39.7)	Bronko Belichesky (33)	Bob Fisher (16)
11/17/73	Arizona State	Don Willis (12-79-1)	Frank Duncan (19-42-1-0-201)	Lonnie Crittenden (6-92-0)	Lonnie Crittenden (6-224, 37.3)	Bronko Belichesky (40,55)	Butch Wade (16)
12/1/73	BYU	Don Willis (16-98-0)	Frank Duncan (3-11-4-0-51)	Lonnie Crittenden (2-32-0)	Lonnie Crittenden (7-307, 43.9)	None	Butch Wade (17)

1974

Date	Opponent	Rush (Att-Yds-TD)	Pass (Comp-Att-Int-TD-Yds)	Rec. (Rec-Yds-TD)	P (Att-Yds, Avg.)	FG (FGM Yds)	Tackles (Total)
9/14/74	Pacific	Mike Belew (30-126-1)	Bobby McKinley (9-17-1-1-113)	Tanny Johnson (3-33-0)	Mike Walker (5-224, 44.8)	None	Shannon Thompson (12)
9/21/74	Utah	Mike Belew (36-168-1)	Bobby McKinley (6-9-0-3-135)	Mike Walker (4-94-1)	Mike Walker (7-278, 39.7)	Bronko Belichesky (37,30)	Gordon Harper (9)
9/28/74	San Diego State	Mike Belew (20-114-0)	Bobby McKinley (5-19-2-0-112)	Flash Collins (1-47-0)	Mike Walker (8-316, 39.5)	None	Two players (11)
10/5/74	at Arizona	Mike Belew (19-30-1)	Bobby McKinley (9-11-1-0-144)	Flash Collins (3-83-1)	Mike Walker (7-283, 40.4)	None	Shannon Thompson (10)
10/12/74	at New Mexico State	Don Willis (12-65-0)	Bobby McKinley (11-21-2-2-138)	Art Belvin (4-60-1)	Mike Walker (6-254, 42.3)	None	Two players (10)
10/19/74	at BYU	Bobby McKinley (15-103-1)	Bobby McKinley (7-16-0-2-121)	Flash Collins (2-67-1)	Mike Walker (8-348, 43.5)	None	Two players (10)
10/26/74	at Texas-Arlington	Ray Holt (20-91-4)	Bobby McKinley (6-9-1-0-161)	Art Belvin (2-78-0)	Mike Walker (4-177, 44.3)	None	Two players (13)
11/2/74	at Arizona State	Tanny Johnson (6-75-0)	Bobby McKinley (13-32-1-1-164)	James Hubbard (6-72-1)	Mike Walker (8-327, 40.8)	Bronko Belichesky (31,25,51)	Gordon Harper (10)
11/9/74	Wyoming	Ray Holt (27-106-1)	Bobby McKinley (10-17-1-2-173)	James Hubbard (3-58-1)	Mike Walker (5-230, 46.0)	None	Shannon Thompson (11)
11/16/74	at Colorado State	Don Willis (9-38-0)	Bobby McKinley (10-19-1-1-118)	Art Belvin (4-63-1)	Mike Walker (11-399, 36.3)	Bronko Belichesky (40)	Hal Barnett (11)
11/23/74	New Mexico	Ray Holt (9-52-1)	Bobby McKinley (7-17-2-1-135)	Mike Walker (2-73-0)	Mike Walker (6-243, 40.5)	None	Three with (12)

1975

Date	Opponent	Rush (Att-Yds-TD)	Pass (Comp-Att-Int-TD-Yds)	Rec. (Rec-Yds-TD)	P (Att-Yds, Avg.)	FG (FGM Yds)	Tackles (Total)
9/6/75	at San Diego State	Ray Holt (17-38-1)	Bobby McKinley (5-18-1-0-73)	Flash Collins (2-37-0)	Jack West (6-198, 33.3)	Miguel Alvarez (36)	Harold Sampson (10)
9/13/75	New Mexico State	Ray Holt (18-80-1)	Bobby McKinley (10-20-0-2-113)	Flash Collins (5-61-0)	Jerry Walker (5-216, 43.2)	Miguel Alvarez (28)	Harold Sampson (12)
9/20/75	East Tennessee State	Robert Elliott (21-67-0)	Bobby McKinley (3-19-1-0-58)	Flash Collins (1-43-0)	Jerry Walker (8-366, 45.8)	Miguel Alvarez (47,43)	Two players (12)
10/4/75	at Pacific	Robert Elliott (16-78-0)	Bobby McKinley (13-26-3-0-157)	Bill Avery (3-45-0)	Jerry Walker (7-277, 39.6)	Miguel Alvarez (26)	Hal Barnett (14)
10/11/75	Arizona	Robert Elliott (23-134-0)	Bobby McKinley (4-11-3-0-43)	Bill Avery (4-42-0)	Jerry Walker (6-257, 42.8)	None	Lee Mitchell (13)
10/18/75	at Wyoming	Robert Elliott (14-100-1)	Bobby McKinley (6-14-2-1-94)	Bill Avery (1-51-1)	Jerry Walker (7-352, 50.2)	None	Hal Barnett (11)
10/25/75	at Arizona State	Robert Elliott (22-90-0)	Bobby McKinley (1-12-2-0-11)	Kevin Baker (1-11-0)	Jerry Walker (8-361, 45.1)	Miguel Alvarez (46,45)	Hal Barnett (15)
11/1/75	at New Mexico	Robert Elliott (27-171-0)	Bobby McKinley (3-15-1-0-45)	Flash Collins (2-36-0)	Jerry Walker (7-242, 34.6)	Miguel Alvarez (46)	Hal Barnett (10)
11/8/75	Colorado State	Robert Elliott (24-86-1)	Bobby McKinley (3-10-0-0-51)	Harold Johnson (2-37-0)	Jerry Walker (9-378, 42.0)	None	Hal Barnett (20)
11/15/75	at Hawaii	Robert Elliott (15-56-0)	Steve Smith (2-3-0-1-67)	Bill Avery (1-57-1)	Jerry Walker (7-302, 43.1)	Miguel Alvarez (47)	Art Belvin (12)
11/22/75	BYU	Ray Holt (23-97-1)	Steve Smith (5-14-0-0-66)	Harold Johnson (5-97-0)	Jerry Walker (7-280, 40.0)	Miguel Alvarez (42)	Art Belvin (13)

1976

Date	Opponent	Rush (Att-Yds-TD)	Pass (Comp-Att-Int-TD-Yds)	Rec. (Rec-Yds-TD)	P (Att-Yds, Avg.)	FG (FGM Yds)	Tackles (Total)
9/4/76	Texas-Arlington	Robert Elliott (32-164-0)	Don Amerson (5-9-0-0-69)	Dale Waasted (1-25-0)	Jerry Walker (2-85, 42.5)	Miguel Alvarez (29,55)	Harold Sampson (9)
9/11/76	at New Mexico State	Robert Elliott (22-85-0)	Don Amerson (4-12-0-0-61)	Kevin Baker (1-28-0)	Jerry Walker (6-258, 43.0)	Miguel Alvarez (37)	Charles Underwood (8)

GAME-BY-GAME LEADERS

Date	Opponent	Rush (Att-Yds-TD)	Pass (Comp-Att-Int-TD-Yds)	Rec (Rec-Yds-TD)	P (Att-Yds, Avg.)	FG (FGM Yds)	Tackles (Total)
9/18/76	New Mexico	Tanny Johnson (14-61-0)	Don Amerson (4-12-0-0-46)	Kevin Baker (2-27-0)	Jerry Walker (6-238, 39.7)	None	Elroy Stoglin (12)
10/2/76	at Utah	Ron Bachofer (12-73-0)	Don Amerson (6-12-0-0-97)	Dean Allcorn (3-66-0)	Jerry Walker (7-276, 39.4)	None	Two players (13)
10/9/76	at Arizona	Ray Holt (6-57-0)	Steve Smith (5-11-1-1-75)	Dean Allcorn (2-64-1)	Jerry Walker (6-227, 37.8)	None	Mike Young (9)
10/16/76	Arizona State	Robert Elliott (21-78-1)	Steve Smith (4-16-0-0-40)	Harold Johnson (1-15-0)	Jerry Walker (11-435, 39.5)	None	Harold Sampson (8)
10/23/76	at Colorado State	Robert Elliott (18-52-0)	Steve Smith (3-11-3-0-62)	Harold Johnson (2-46-0)	Jerry Walker (8-331, 41.4)	None	Elroy Stoglin (10)
10/30/76	San Diego State	Robert Elliott (20-131-2)	Steve Smith (5-11-3-0-55)	Robert Elliott (2-27-0)	Jerry Walker (5-179, 35.8)	Miguel Alvarez (37)	Harold Sampson (12)
11/6/76	at BYU	George Henderson (5-92-0)	Steve Smith (5-9-1-2-133)	Harold Johnson (4-118-1)	Jerry Walker (7-255, 36.4)	None	Lee Mitchell (9)
11/13/76	Wyoming	Robert Elliott (20-90-0)	Steve Smith (9-23-1-0-160)	Dean Allcorn (3-44-0)	Jerry Walker (5-170, 34.0)	Miguel Alvarez (35)	Art Belvin (13)
11/20/76	at Hawaii	Ray Holt (15-155-0)	Steve Smith (6-16-2-0-89)	Harold Johnson (4-56-0)	Jerry Walker (5-189, 37.8)	Miguel Alvarez (24,23)	Two players (8)
11/27/76	Oklahoma State	Robert Elliott (14-72-1)	Steve Smith (7-19-2-0-63)	Robert Elliott (4-30-0)	Jerry Walker (3-129, 43.0)	Miguel Alvarez (31,40)	Two players (9)

1977

Date	Opponent	Rush (Att-Yds-TD)	Pass (Comp-Att-Int-TD-Yds)	Rec (Rec-Yds-TD)	P (Att-Yds, Avg.)	FG (FGM Yds)	Tackles (Total)
9/10/77	North Texas	Robert Elliott (23-96-0)	Don Amerson (6-8-1-1-106)	Bubba Garcia (7-105-1)	Jerry Walker (7-265, 37.9)	Miguel Alvarez (39)	Mike Young (11)
9/17/77	at Wyoming	Robert Elliott (27-116-0)	Mike McCall (9-18-2-2-125)	Bubba Garcia (6-114-2)	Jerry Walker (9-330, 36.6)	Miguel Alvarez (30)	Curtis Stevenson (11)
9/24/77	at Oklahoma State	Robert Elliott (22-94-0)	Don Amerson (3-8-0-0-82)	Bubba Garcia (3-85-0)	Jerry Walker (10-426, 42.6)	None	Curtis Stevenson (13)
10/1/77	New Mexico State	Tanny Johnson (3-75-1)	Oscar Ramirez (8-21-2-2-128)	Tanny Johnson (3-75-1)	Jerry Walker (4-183, 45.7)	Miguel Alvarez (36)	Two players (11)
10/8/77	Colorado State	Tanny Johnson (16-14-0)	Oscar Ramirez (13-31-2-3-360)	Bubba Garcia (4-147-1)	Jerry Walker (9-365, 40.6)	Miguel Alvarez (22)	Harold Sampson (16)
10/15/77	at San Diego State	Tanny Johnson (9-36-0)	Oscar Ramirez (19-37-2-1-199)	Bubba Garcia (10-91-1)	Jerry Walker (7-269, 38.4)	None	Darrell Sneed (8)
10/22/77	at Arizona State	Robert Elliott (15-134-0)	Mike McCall (1-6-0-0-10)	Harold Johnson (1-10-0)	Jerry Walker (8-360, 45.0)	Miguel Alvarez (31)	Keith Black (16)
11/5/77	at New Mexico	Robert Elliott (23-133-1)	Oscar Ramirez (7-22-1-1-116)	Harold Johnson (3-111-1)	Jerry Walker (5-223, 44.6)	Miguel Alvarez (43)	Keith Black (14)
11/12/77	at Utah	Robert Elliott (14-67-0)	Oscar Ramirez (9-23-1-1-115)	Bubba Garcia (6-86-0)	Jerry Walker (4-180, 45.0)	Miguel Alvarez (38)	Harold Sampson (16)
11/19/77	Arizona	Robert Elliott (19-94-0)	Oscar Ramirez (16-28-2-3-150)	Bubba Garcia (9-109-2)	Jerry Walker (9-356, 39.6)	Miguel Alvarez (34)	Elroy Stoglin (14)
11/26/77	BYU	Robert Elliott (32-202-0)	Oscar Ramirez (10-31-4-2-167)	Bubba Garcia (3-67-2)	Jerry Walker (7-292, 41.7)	None	Larry Moore (8)

1978

Date	Opponent	Rush (Att-Yds-TD)	Pass (Comp-Att-Int-TD-Yds)	Rec (Rec-Yds-TD)	P (Att-Yds, Avg.)	FG (FGM Yds)	Tackles (Total)
9/2/78	at North Texas	Oscar Ramirez (10-38-0)	Oscar Ramirez (7-27-2-0-43)	Harold Johnson (3-27-0)	Jerry Walker (10-397, 39.7)	None	Larry Moore (13)
9/9/78	Air Force	Ray Holt (14-62-1)	Oscar Ramirez (9-20-3-2-180)	Frank Jarzombek (4-121-2)	Jerry Walker (4-160, 40.0)	None	Two players (18)
9/16/78	at New Mexico State	Ray Holt (10-77-0)	Oscar Ramirez (22-40-2-2-241)	Bubba Garcia (10-84-1)	Jerry Walker (7-314, 44.9)	Steve Folkner (28)	Larry Moore (12)
9/23/78	San Diego State	Ray Holt (16-114-1)	Oscar Ramirez (16-30-2-0-135)	Harold Johnson (12-102-0)	Jerry Walker (4-174, 43.5)	None	Carl Klann (15)
9/30/78	at Arizona State	Ray Holt (17-40-0)	Oscar Ramirez (5-15-2-0-43)	Harold Johnson (3-27-0)	Jerry Walker (5-205, 41.0)	None	Larry Moore (16)
10/7/78	at Colorado State	Ray Holt (11-50-0)	Oscar Ramirez (16-30-3-1-269)	Bubba Garcia (9-132-0)	Jerry Walker (5-211, 42.2)	Steve Folkner (47)	Darrell Sneed (16)
10/21/78	at BYU	Ray Holt (9-31-0)	Oscar Ramirez (6-25-1-0-32)	Larry Smith (1-32-0)	Jerry Walker (13-545, 41.9)	None	Darrell Sneed (14)
10/28/78	New Mexico	Willie Neal (10-26-0)	Oscar Ramirez (9-21-1-0-141)	Ray Holt (5-68-0)	Steve Folkner (9-375, 41.7)	None	Two players (12)
11/4/78	at Hawaii	Ray Holt (16-49-1)	Oscar Ramirez (12-21-1-1-149)	Bubba Garcia (6-70-1)	Jerry Walker (6-226, 37.7)	None	Larry Moore (11)
11/11/78	Utah	Ray Holt (19-88-0)	Oscar Ramirez (3-13-2-0-25)	Harold Johnson (2-18-0)	Jerry Walker (6-203, 33.8)	None	Larry Moore (15)
11/18/78	at UNLV	Ray Holt (13-39-0)	Oscar Ramirez (5-16-3-0-112)	Bubba Garcia (2-72-0)	Jerry Walker (8-317, 39.6)	None	Two players (9)
11/25/78	Wyoming	Oscar Ramirez (24-105-0)	Oscar Ramirez (8-20-1-1-90)	Harold Johnson (4-37-0)	Jerry Walker (9-390, 43.3)	None	Eddie Forkerway (11)

1979

Date	Opponent	Rush (Att-Yds-TD)	Pass (Comp-Att-Int-TD-Yds)	Rec (Rec-Yds-TD)	P (Att-Yds, Avg.)	FG (FGM Yds)	Tackles (Total)
9/1/79	at North Texas	James Copeland (10-56-0)	David Stone (6-10-0-0-56)	Bubba Garcia (2-34-0)	Steve Folkner (9-372, 41.3)	None	Odell Pippins (11)
9/8/79	Pacific	James Copeland (21-152-0)	David Stone (7-13-1-1-103)	Paul Heesaker (1-48-1)	Steve Folkner (5-217, 43.4)	Steve Folkner (31)	Carl Klann (11)
9/15/79	New Mexico State	James Copeland (32-133-0)	David Stone (6-16-1-0-51)	Frank Jarzombek (1-15-0)	Steve Folkner (8-226, 40.8)	None	Larry Moore (12)
9/22/79	UNLV	James Copeland (18-61-0)	David Stone (2-5-0-0-33)	Frank Jarzombek (2-33-1)	Steve Folkner (8-353, 44.1)	Steve Folkner (51)	Larry Moore (12)
9/29/79	at BYU	Kenny Jones (14-64-0)	David Stone (4-9-1-1-70)	Elvin Taylor (1-38-0)	Steve Folkner (10-418, 41.8)	None	Jack Bennett (11)
10/6/79	at Wyoming	James Copeland (20-86-0)	Keith Castle (7-18-2-0-91)	David Logston (4-59-0)	Steve Folkner (6-231, 38.5)	Steve Folkner (22)	Larry Moore (15)
10/13/79	Colorado State	Virgil Glasgow (9-90-0)	David Stone (5-14-1-0-72)	Bobby Fowler (2-70-0)	Steve Folkner (8-362, 45.2)	Steve Folkner (32)	Darryl Carpenter (8)
10/20/79	at New Mexico	James Copeland (3-11-0)	Gerry Dickens (6-19-1-0-129)	Bubba Garcia (4-85-0)	Steve Folkner (10-400, 40.0)	None	Eddie Forkerway (9)
10/27/79	Hawaii	William Cash (8-52-0)	Keith Castle (10-16-1-0-106)	Bubba Garcia (2-35-0)	Steve Folkner (7-321, 45.9)	Steve Folkner (37)	Eddie Forkerway (8)
11/10/79	at Utah	Keith Castle (11-39-0)	Keith Castle (5-17-3-0-53)	David Logston (3-33-0)	Steve Folkner (5-249, 49.8)	None	Three players (8)
11/17/79	at San Diego State	James Copeland (4-27-0)	Keith Castle (13-27-0-0-130)	Kevin May (5-55-0)	Steve Folkner (8-291, 36.4)	None	Two players (13)

1980

Date	Opponent	Rush (Att-Yds-TD)	Pass (Comp-Att-Int-TD-Yds)	Rec (Rec-Yds-TD)	P (Att-Yds, Avg.)	FG (FGM Yds)	Tackles (Total)
9/6/80	at Texas Tech	Delbert Thompson (17-91-0)	Paul Sieczkowski (13-22-1-1-73)	Delbert Thompson (4-32-0)	Steve Folkner 7-270, 38.6)	None	Darryl Carpenter (12)
9/13/80	at New Mexico State	Delbert Thompson (38-167-0)	Paul Sieczkowski (10-23-1-0-70)	Delbert Thompson (5-45-0)	Steve Folkner 7-280, 40.0)	Scott Wedell (31)	Raymond Morris (10)
9/20/80	North Texas State	Delbert Thompson (27-95-0)	Keith Castle (8-13-0-1-99)	David Logston (1-26-0)	Steve Folkner 7-315, 45.0)	Scott Wedell (22)	Raymond Morris (10)
9/27/80	at Pacific	Delbert Thompson (23-79-0)	Keith Castle (13-28-4-0-153)	Frank Jarzombek (5-77-0)	Steve Folkner 6-196, 32.7)	None	Odell Pippins (11)
10/4/80	at Hawaii	Delbert Allen (4-74-1)	Keith Castle (5-7-0-1-27)	Bobby Fowler (2-11-1)	Steve Folkner 4-153, 38.3)	None	Raymond Morris (11)
10/11/80	Utah	Delbert Thompson (15-102-0)	Keith Castle (4-10-0-0-51)	Don Kimball (1-31-0)	Steve Folkner 9-405, 45.0)	None	Odell Pippins (12)
10/18/80	at UNLV	James Copeland (12-37-1)	Jeff Riley (5-26-1-0-112)	Frank Jarzombek (6-98-0)	Steve Folkner 9-349, 38.7)	None	Holton Hill (9)
10/25/80	New Mexico	Homer Thompson (5-37-1)					
11/1/80	at BYU	Delbert Thompson (15-47-0)	Keith Castle (4-10-1-0-33)	Kevin May (1-19-0)	Steve Folkner 12-537, 44.8)	None	Darryl Carpenter (11)
11/8/80	at Colorado State	James Copeland (18-55-0)	Paul Sieczkowski (8-24-1-0-36)	James Copeland (3-21-0)	Steve Folkner 10-380, 38.0)	None	Raymond Morris (7)
11/15/80	San Diego State	Delbert Thompson (23-106-1)	Paul Sieczkowski (9-17-2-0-68)	Kevin May (2-31-0)	Steve Folkner 6-181, 30.2)	None	Mike Brown (14)
11/22/80	Wyoming	Delbert Thompson (26-107-0)	Paul Sieczkowski (3-7-0-0-39)	Bobby Fowler (1-27-0)	Steve Folkner 7-315, 45.0)	None	Raymond Morris (11)
		Delbert Thompson (20-39-0)	Jeff Riley (9-21-1-1-153)	Delbert Thompson (5-70-0)	Steve Fowler 9-378, 42.0)	None	Raymond Morris (11)

GAME-BY-GAME LEADERS

1981

Date	Opponent	Rush (Att-Yds-TD)	Pass (Comp-Att-Int-TD-Yds)	Rec (Rec-Yds-TD)	P (Att-Yds, Avg.)	FG (FGM Yds)	Tackles (Total)
9/5/81	New Mexico State	Delbert Thompson (16-44-0)	Jay Wiley (5-12-0-0-69)	Delbert Thompson (5-50-0)	Rick Padia (10-451, 45.1)	None	Raymond Morris (12)
9/12/81	Texas A&I	Delbert Thompson (17-57-0)	Brad McEachern (13-26-1-1-115)	Delbert Allen (4-41-1)	Rick Padia (4-152, 38.0)	Scott Wedell (43,42,37)	Two players (7)
9/19/81	BYU	Kelly Burney (7-38-0)	Brad McEachern (6-19-0-0-47)	Delbert Allen (3-39-0)	Rick Padia (12-470, 39.2)	None	Mike Brown (8)
10/2/81	at Utah	Rob Moore (7-71-1)	Jeff Riley (8-25-0-0-99)	Kevin May (2-51-0)	Rick Padia (7-284, 40.5)	Scott Wedell (42)	Brian Kern (5)
10/9/81	at New Mexico	Rob Moore (5-14-0)	Brad McEachern (3-6-1-0-52)	Eric Anderson (2-35-0)	Rick Padia (11-428, 38.9)	Scott Wedell (49)	Raymond Morris (11)
10/16/81	at Wyoming	Delbert Thompson (7-47-0)	Jeff Riley (8-23-4-0-146)	Delbert Thompson (2-69-0)	Rick Padia (7-308, 44.0)	Scott Wedell (58,30)	Rodney Pruitt (14)
11/7/81	Hawaii	Greg Adams (14-91-1)	Brad McEachern (12-19-0-0-176)	Delbert Thompson (6-56-0)	Rick Padia (9-427, 47.4)	None	Wayne Matson (10)
10/24/81	Colorado State	Rob Moore (21-113-0)	Brad McEachern (13-22-1-2-158)	Kevin Ward (5-53-0)	Rick Padia (7-244, 34.9)	None	Raymond Morris (10)
10/31/81	at Arizona	Greg Adams (8-40-0)	Brad McEachern (8-17-2-0-108)	Jerry Jones (2-57-0)	Rick Padia (6-273, 45.5)	Scott Wedell (46)	Raymond Morris (15)
11/21/81	at San Diego State	Delbert Thompson (11-60-0)	Jeff Riley (9-11-2-1-132)	Kenny Jones (1-67-1)	Rick Padia (7-243, 34.7)	None	Kevin Ward (8)
11/28/81	UNLV	Delbert Thompson (14-170-1)	Jay Wiley (4-11-1-0-78)	Jerry Jones (1-55-0)	Rick Padia (7-313, 44.7)	None	Raymond Morris (14)

1982

Date	Opponent	Rush (Att-Yds-TD)	Pass (Comp-Att-Int-TD-Yds)	Rec (Rec-Yds-TD)	P (Att-Yds, Avg.)	FG (FGM Yds)	Tackles (Total)
9/4/82	at New Mexico State	Jerry Jones (2-74-1)	Kevin Ward (4-13-0-0-41)	Delbert Allen (3-23-0)	Rick Padia (3-138, 46.0)	Scott Wedell (35,25)	Raymond Morris (12)
9/11/82	at Washington	Kevin Ward (17-71-0)	Kevin Ward (2-11-2-0-15)	Kevin May (1-9-0)	Rick Padia (7-269, 38.4)	None	Mike Gentry (16)
9/18/82	SMU	Bobby Earl Williams (17-74-0)	Kevin Ward (8-21-4-1-139)	Delbert Allen (1-59-1)	Rick Padia (3-126, 42.0)	Scott Wedell (47)	Mike Gentry (10)
9/25/82	at Hawaii	Kevin Ward (13-76-0)	Kevin Ward (7-15-0-1-75)	Jerry Jones (3-30-1) Kelly Seegars (3-30-1)	Rick Padia (7-292, 41.7)	Scott Wedell (30)	Raymond Morris (12)
10/2/82	BYU	Jerry Jones (5-49-0)	Kevin Ward (4-13-1-0-39)	Delbert Allen (3-31-0)	Rick Padia (2-85, 42.5)	Scott Wedell (47)	Raymond Morris (13)
10/9/82	at UNLV	Kevin Ward (16-63-1)	Kevin Ward (11-20-0-0-110)	Robert Moore (3-35-0)	Rick Padia (9-294, 32.6)	None	Kevin Belcher (12)
10/16/82	at Arizona State	James Ricks (10-44-0)	Kevin Ward (7-18-0-0-46)	Kelly Seegars (3-32-0)	Rick Padia (7-318, 45.4)	Scott Wedell (39,46)	Raymond Morris (19)
10/23/82	Air Force	Kenny Jones (3-74-1)	Kevin Ward (6-14-2-0-59)	Jerry Jones (5-68-0)	Rick Padia (5-228, 45.6)	None	Mike Gentry (10)
10/30/82	at Colorado State	Kelly Burney (6-13-0)	Kevin Ward (12-35-0-0-185)	Jerry Jones (5-116-0)	Rick Padia (9-342, 38.0)	Scott Wedell (48,22)	Dan Salter (15)
11/6/82	New Mexico	Kelly Burney (17-77-0)	Kevin Ward (12-31-1-0-185)	Charlie Davis (3-76-0)	Rick Padia (9-396, 44.0)	Scott Wedell (33)	Dan Salter (13)
11/13/82	Utah	Kevin Ward (7-88-1)	Kevin Ward (9-15-0-0-75)	Kevin May (4-31-0)	Rick Padia (6-240, 40.0)	None	Raymond Morris (13)
11/20/82	Wyoming	Kevin Ward (20-134-2)	Kevin Ward (12-23-0-1-172)	Kevin May (5-110-1)	Rick Padia (2-59, 29.5)	Scott Wedell (46)	Raymond Morris (14)

1983

Date	Opponent	Rush (Att-Yds-TD)	Pass (Comp-Att-Int-TD-Yds)	Rec (Rec-Yds-TD)	P (Att-Yds, Avg.)	FG (FGM Yds)	Tackles (Total)
9/3/83	New Mexico State	Kevin Ward (19-125-2)	Kevin Ward (4-12-0-0-38)	Larry Linne (2-35-0)	Hector Salazar (7-266, 38.0)	Scott Wedell (38,44)	Mike Gentry (15)
9/10/83	Idaho State	Ernie Jackson (14-52-0)	Sammy Garza (4-15-1-0-76)	Larry Linne (1-52-0)	Hector Salazar (6-273, 45.5)	Scott Wedell (42)	Two players (10)
9/17/83	Baylor	Vic Stagliano (6-45-0)	Jay Cleveland (13-24-1-0-159)	Eric Anderson (3-51-0)	Hector Salazar (6-245, 40.8)	Scott Wedell (38,25)	Mike Gentry (17)
9/24/83	San Diego State	Robert Moore (9-81-0)	Jay Cleveland (5-13-1-0-89)	Larry Hock (1-26-0)	Hector Salazar (2-110, 55.0)	Scott Wedell (42)	Raymond Morris (11)
10/1/83	at Wyoming	Ernie Jackson (8-67-1)	Jay Cleveland (8-18-0-0-124)	Eric Anderson (4-74-0)	Hector Salazar (6-179, 29.8)	Scott Wedell (33)	Raymond Morris (12)
10/8/83	at Utah	Kevin Ward (4-41-0)	Sammy Garza (7-12-1-1-104)	Larry Hock (2-65-1)	Hector Salazar (7-294, 42.0)	Scott Wedell (22)	Raymond Morris (13)
10/15/83	at Air Force	Ernie Jackson (24-118-0)	Sammy Garza (15-22-0-3-189)	Larry Linne (3-45-1)	Hector Salazar (4-184, 46.0)	Scott Wedell (25)	Raymond Morris (11)
10/22/83	Colorado State	Sammy Garza (9-91-2)	Sammy Garza (12-25-4-0-68)	Keith Smith (4-22-0)	Hector Salazar (6-244, 40.6)	None	Raymond Morris (15)
10/29/83	at Hawaii	Vernon Cook (20-79-2)	Jay Cleveland (8-18-0-0-93)	Vernon Cook (1-54-0)	Hector Salazar (6-213, 35.5)	Scott Wedell (24)	Raymond Morris (16)
11/5/83	BYU	Vic Stagliano (4-24-0)	Jay Cleveland (21-39-2-1-232)	Larry Hock (4-88-0)	Hector Salazar (7-256, 36.6)	Scott Wedell (22)	Raymond Morris (20)
11/12/83	New Mexico	Vernon Cook (5-17-0)	Jay Cleveland (12-27-0-0-88)	Eric Anderson (5-30-0)	Hector Salazar (13-527, 40.5)	None	Raymond Morris (14)
11/19/83	Weber State	Kevin Ward (32-109-1)	Kevin Ward (0-3-0-0-0)	None	Rusty Lagow (7-283, 40.4)	Scott Wedell (37,38,52,27)	Brian Kern (10)

1984

Date	Opponent	Rush (Att-Yds-TD)	Pass (Comp-Att-Int-TD-Yds)	Rec (Rec-Yds-TD)	P (Att-Yds, Avg.)	FG (FGM Yds)	Tackles (Total)
9/1/84	at Texas A&M	Kevin Ward (13-64-0)	Sammy Garza (16-32-2-1-227)	Larry Linne (3-70-1)	Jay Cleveland (5-140, 28.0)	Hugo Castellanos (42,25,32)	Kelvin Wooten (10)
9/8/84	Idaho State	Kevin Ward (15-80-0)	Sammy Garza (5-14-1-0-65)	Eric Anderson (1-23-0)	Jay Cleveland (8-339, 42.3)	Jay Cleveland (37)	Seth Joyner (13)
9/15/84	at San Diego State	Tony George (8-36-0)	John Scouler (7-19-1-0-85)	Brad McEachern (2-24-0)	Jay Cleveland (8-308, 38.5)	None	Robert Murray (10)
9/29/84	New Mexico	Nicky Combs (9-69-0)	John Scouler (5-19-1-1-82)	Larry Linne (4-54-1)	Jay Cleveland (7-299, 42.7)	None	Nikita Blair (13)
10/6/84	at New Mexico State	Nicky Combs (21-124-0)	Sammy Garza (14-26-1-0-220)	Eric Anderson (6-112-0)	Jay Cleveland (4-148, 37.0)	Hugo Castellanos (43,22,32)	Seth Joyner (15)
10/13/84	Hawaii	Nicky Combs (32-169-0)	Sammy Garza (8-18-0-0-114)	Arnold Ducre (2-44-0)	Jay Cleveland (3-131, 43.7)	Hugo Castellanos (24,25)	Stacey Johnson (13)
10/27/84	at Utah	Kevin Ward (11-88-0)	Sammy Garza (8-17-2-1-56)	Brad McEachern (3-25-0)	Jay Cleveland (6-175, 29.2)	None	Two players (13)
11/3/84	at BYU	James Rose (19-93-0)	Kevin Ward (6-13-0-0-60)	Larry Linne (3-41-0)	Jay Cleveland (4-178, 44.5)	Hugo Castellanos (27)	Two players (5)
11/10/84	at Colorado State	Tony George (16-107-0)	Sammy Garza (9-20-2-3-130)	Eric Anderson (5-120-1)	Jay Cleveland (6-168, 28.0)	Hugo Castellanos (39)	Robert Murray (10)
11/17/84	Wyoming	Tony George (14-86-1)	Kevin Ward (2-3-0-0-41)	Keith Smith (2-34-0)	Jay Cleveland (3-145, 48.3)	None	Fred Williams (14)
11/24/84	Air Force	Tony George (18-112-0)	Sammy Garza (3-6-0-0-44)	Larry Linne (1-25-0)	Jay Cleveland (6-272, 45.3)	None	Seth Joyner (10)

1985

Date	Opponent	Rush (Att-Yds-TD)	Pass (Comp-Att-Int-TD-Yds)	Rec (Rec-Yds-TD)	P (Att-Yds, Avg.)	FG (FGM Yds)	Tackles (Total)
8/31/85	at Air Force	John Harvey (12-54-0)	Jeff Remo (3-3-0-0-40)	Arnold Ducre (2-20-0) Bob Keseday (2-20-0)	Henry Castellanos (6-211, 35.2)	None	Robert Murray (9)
9/7/85	at SMU	John Harvey (16-138-1)	Sammy Garza (9-16-1-1-129)	Eric Anderson (3-49-0)	Henry Castellanos (6-262, 43.6)	Chris Jacke (33)	Kennedy Webster (13)
9/14/85	at Colorado State	John Harvey (30-232-3)	Sammy Garza (15-26-1-0-183)	Eric Anderson (5-94-0)	Henry Castellanos (3-120, 40.0)	Hugo Castellanos (35)	Robert Murray (11)
9/21/85	New Mexico State	Nicky Combs (18-134-0)	Sammy Garza (12-15-0-1-121)	Bob Keseday (4-42-0)	Henry Castellanos (3-135, 45.0)	Hugo Castellanos (29,43)	Robert Murray (15)
9/28/85	at Utah	Vince Jordan (20-182-1)	Sammy Garza (13-23-1-0-168)	Eric Anderson (3-82-0)	Henry Castellanos (7-340, 49.0)	Hugo Castellanos (48)	Bert Williams (10)
10/12/85	at Kent	Nicky Combs (14-57-0)	Sammy Garza (5-9-1-1-89)	Larry Linne (1-50-1)	Henry Castellanos (7-288, 41.1)	Hugo Castellanos (27)	Seth Joyner (14)
10/26/85	BYU	John Harvey (24-102-0)	Sammy Garza (8-17-2-1-146)	Larry Linne (3-56-0)	Henry Castellanos (6-272, 45.3)	Hugo Castellanos (50,31,29)	Seth Joyner (18)
11/2/85	New Mexico	John Harvey (30-137-0)	Sammy Garza (14-22-0-2-262)	Eric Anderson (4-114-1)	Henry Castellanos (4-106, 41.5)	Hugo Castellanos (31,33,29)	Clint Ulmer (16)
11/9/85	Hawaii	John Harvey (13-33-0)	Sammy Garza (9-16-2-0-127)	Larry Linne (4-87-0)	Henry Castellanos (8-337, 42.1)	None	Two players (16)
11/16/85	at San Diego State	Nicky Combs (19-62-0)	Sammy Garza (17-21-2-0-245)	Barry Parker (3-63-0)	Henry Castellanos (7-284, 40.6)	None	Fred Williams (7)
12/7/85	vs. Wyoming	John Harvey (17-81-1)	Sammy Garza (12-22-2-0-149)	Larry Linne (7-68-0)	Henry Castellanos (4-171, 43.0)	None	Robert Murray (15)

GAME-BY-GAME LEADERS

PREVIEW MINERS STAFF IN REVIEW HONORS PROS RECORDS UNIVERSITY MEDIA

1986

Date	Opponent	Rush (Att-Yds-TD)	Pass (Comp-Att-Int-TD-Yds)	Rec (Rec-Yds-TD)	P (Att-Yds, Avg.)	FG (FGM Yds)	Tackles (Total)
8/30/86	N. Michigan	John Harvey (7-72-1)	Sammy Garza (36-49-1-7-458)	Harold Collins (6-108-1)	None	Chris Jacke (45)	Scott Lynch (4)
9/6/86	Air Force	John Harvey (11-61-1)	Sammy Garza (27-39-2-2-290)	Barry Parker (9-109-1)	David Capka (4-151, 37.8)	None	Three players (13)
9/13/86	at New Mexico State	John Harvey (18-125-1)	Sammy Garza (24-38-1-1-300)	Barry Parker (4-86-0)	David Capka (4-126,31.5)	Hugo Castellanos (22)	Fred Williams (10)
9/20/86	at Hawaii	John Brazil (5-19-0)	Jeff Remo (8-13-0-1-68)	John Harvey (6-47-0)	David Capka (9-349, 38.8)	None	Eric Cooper (12)
9/27/86	at Iowa	Sammy Garza (15-27-0)	Sammy Garza (17-32-4-1-180)	Bob Keseday (7-85-0)	David Capka (7-309, 44.1)	None	Rickie Evans (12)
10/4/86	at Tennessee	Nicky Combs (10-50-0)	Sammy Garza (20-30-2-1-232)	Harold Collins (6-71-0)	David Capka (3-134, 44.6)	Chris Jacke (48)	Bert Williams (12)
10/11/86	at New Mexico	John Harvey (21-104-1)	Sammy Garza (29-51-0-2-407)	Bob Keseday (7-112-0)	David Capka (5-147, 29.4)	Hugo Castellanos (37)	Two players (10)
10/18/86	San Diego State	John Harvey (11-52-0)	Sammy Garza (14-24-1-1-165)	Arnie Adkison (1-35-0)	Arnie Adkison (6-263, 43.8)	Hugo Castellanos (38)	Two players (16)
10/25/86	at BYU	John Harvey (21-114-1)	Sammy Garza (13-29-2-0-190)	Harold Collins (4-98-0)	Arnie Adkison (8-327, 40.9)	Hugo Castellanos (47)	Doug Morgan (13)
11/8/86	at Wyoming	John Harvey (9-98-1)	Sammy Garza (18-33-3-0-201)	Bob Keseday (3-47-0)	Arnie Adkison (7-238, 34.0)	Hugo Castellanos (23,4.3)	Doug Morgan (10)
11/22/86	Colorado State	John Harvey (15-68-0)	Sammy Garza (25-32-2-2-242)	Bob Keseday (6-63-0)	Arnie Adkison (4-139, 34.8)	None	Fred Williams (19)
11/29/86	Utah	John Harvey (17-107-3)	Sammy Garza (28-38-0-4-402)	John Harvey (6-80-1)	Arnie Adkison (3-99, 33.0)	None	Fred Williams (19)

1987

Date	Opponent	Rush (Att-Yds-TD)	Pass (Comp-Att-Int-TD-Yds)	Rec (Rec-Yds-TD)	P (Att-Yds, Avg.)	FG (FGM Yds)	Tackles (Total)
9/5/87	New Mexico State	John Harvey (19-110-1)	Pat Hegarty (15-29-1-2-155)	John Harvey (4-40-1)	Arnie Adkison (8-356, 44.5)	Hugo Castellanos (52)	Creg Evans (9)
9/19/87	at Colorado State	John Harvey (13-35-0)	Pat Hegarty (21-33-0-3-317)	Arnie Adkison (4-110-0)	Arnie Adkison (6-216, 36.0)	Hugo Castellanos (42)	Emilio Pittman (8)
9/26/87	Hawaii	John Harvey (24-145-3)	Pat Hegarty (11-27-4-1-156)	Rob Housler (2-37-0)	Arnie Adkison (7-266, 38.0)	None	Two players (7)
10/3/87	at Arizona State	John Harvey (13-42-0)	Pat Hegarty (27-45-2-0-307)	Barry Parker (5-88-0)	Arnie Adkison (8-275, 34.4)	Hugo Castellanos (46)	Doug Morgan (11)
10/10/87	at San Diego State	John Harvey (23-81-3)	Pat Hegarty (15-24-1-1-256)	Arnie Adkison (3-77-0)	Arnie Adkison (3-108, 36.0)	Hugo Castellanos (44,29.5)	Richie Wright (12)
10/17/87	Lamar	John Harvey (25-152-3)	Pat Hegarty (14-31-1-2-154)	Harold Collins (3-41-1)	Arnie Adkison (5-202, 40.4)	Hugo Castellanos (55)	Doug Morgan (16)
10/24/87	at Air Force	John Harvey (15-92-0)	Pat Hegarty (11-20-1-0-81)	Harold Collins (2-31-0)	Arnie Adkison (8-332, 41.5)	None	Dave Socie (12)
10/31/87	New Mexico	John Harvey (27-209-1)	Pat Hegarty (8-15-1-1-156)	Harold Collins (4-86-0)	Lance Brownlee (1-43, 43.0)	Hugo Castellanos (26,4.0)	Two players (9)
11/7/87	at Utah	John Harvey (37-202-3)	Pat Hegarty (20-35-4-1-340)	Arnie Adkison (10-200-1)	Arnie Adkison (2-76, 38.0)	None	Two players (8)
11/14/87	BYU	Eddie Dixon (10-52-0)	Pat Hegarty (11-14-1-2-142)	Arnie Adkison (3-60-2)	Arnie Adkison (8-285, 35.6)	Hugo Castellanos (39)	Doug Morgan (14)
11/21/87	Wyoming	Jeff Remo (11-94-0)	David Flores (7-13-1-0-90)	Barry Parker (1-39-0)	Robert Pounds (3-121, 40.3)	None	Doug Morgan (10)

1988

Date	Opponent	Rush (Att-Yds-TD)	Pass (Comp-Att-Int-TD-Yds)	Rec (Rec-Yds-TD)	P (Att-Yds, Avg.)	FG (FGM Yds)	Tackles (Total)
9/3/88	Mankato State	John Harvey (15-125-2)	Pat Hegarty (10-20-0-1-208)	Reggie Barrett (1-69-1)	Lance Brownlee (3-124, 41.3)	Chris Jacke (25,25.31)	Terry Walker (11)
9/10/88	Weber State	John Harvey (16-135-4)	Pat Hegarty (15-22-0-1-163)	Clarence Seay (4-44-0)	Lance Brownlee (2-94, 47.0)	Chris Jacke (48,25)	Ken Sale (12)
9/17/88	at BYU	John Harvey (23-77-0)	Pat Hegarty (19-40-3-2-192)	Rob Housler (3-53-0)	Lance Brownlee (8-385, 48.1)	Chris Jacke (34,25)	Doug Morgan (9)
9/24/88	at Tulsa	Scotter Menifee (16-43-1)	Pat Hegarty (18-43-0-2-276)	Reggie Barrett (6-94-1)	Lance Brownlee (9-330, 36.7)	Chris Jacke (26,26)	Doug Morgan (16)
10/1/88	Utah	Willie Fuller (16-173-3)	Pat Hegarty (16-24-0-0-226)	Reggie Barrett (7-76-0)	Lance Brownlee (5-209, 41.8)	Chris Jacke (49)	Creg Evans (16)
10/8/88	at Hawaii	John Harvey (20-121-0)	Pat Hegarty (19-27-1-3-287)	Reggie Barrett (9-177-1)	Lance Brownlee (6-259, 43.2)	None	Ken Sale (14)
10/15/88	Colorado State	John Harvey (18-69-1)	Pat Hegarty (18-32-1-2-247)	Reggie Barrett (4-65-1)	Lance Brownlee (2-86, 43.0)	Chris Jacke (47,48,26,27)	Creg Evans (11)
10/22/88	at New Mexico	Willie Fuller (10-120-0)	Pat Hegarty (15-25-0-3-235)	Reggie Barrett (6-89-1)	Lance Brownlee (4-140, 35.0)	Chris Jacke (51,47,51)	Two players (6)
10/29/88	at New Mexico State	Scotter Menifee (11-59-0)	Pat Hegarty (16-26-3-2-182)	Arnie Adkison (6-68-1)	Lance Brownlee (5-188, 37.6)	None	Doug Morgan (10)
11/5/88	at Wyoming	Scotter Menifee (9-50-0)	Pat Hegarty (7-25-0-0-66)	Reggie Barrett (2-25-0)	Lance Brownlee (8-337, 42.1)	Chris Jacke (42,44)	Ken Sale (11)
11/12/88	San Diego State	Willie Fuller (8-85-2)	Pat Hegarty (15-24-0-1-244)	Ricki Lopez (5-82-1)	Lance Brownlee (2-103, 51.5)	Chris Jacke (46,40,51)	Ken Sale (12)
11/19/88	Air Force	John Harvey (14-94-2)	Pat Hegarty (13-22-1-0-203)	Willie Fuller (3-58-0)	Lance Brownlee (3-147, 49.0)	Chris Jacke (29,52,27)	Doug Morgan (11)
12/23/88	vs. Southern Miss	Willie Fuller (9-31-0)	Pat Hegarty (14-27-0-1-203)	Reggie Barrett (9-119-1)	Lance Brownlee (6-235, 39.2)	Chris Jacke (37)	Two players (8)

1989

Date	Opponent	Rush (Att-Yds-TD)	Pass (Comp-Att-Int-TD-Yds)	Rec (Rec-Yds-TD)	P (Att-Yds, Avg.)	FG (FGM Yds)	Tackles (Total)
9/2/89	Tulsa	Creg Evans (7-28-0)	Howard Gasser (22-37-2-1-237)	Clarence Seay (4-61-1)	Lance Brownlee (6-218, 36.3)	None	Troy Reffett (15)
9/9/89	Lamar	Scotter Menifee (23-103-2)	Howard Gasser (25-34-1-0-273)	Scotter Menifee (8-79-0)	Lance Brownlee (6-231, 38.5)	Dominick Cefalone (40,21)	Troy Reffett (12)
9/16/89	at New Mexico St.	Scotter Menifee (24-103-0)	Howard Gasser (9-27-3-1-121)	Reggie Barrett (4-64-1)	Lance Brownlee (7-269, 35.4)	Dominick Cefalone (35)	Ken Sale (9)
9/23/89	at Air Force	Creg Evans (5-11-0)	Howard Gasser (23-44-1-3-384)	Reggie Barrett (9-163-2)	Lance Brownlee (4-160, 40.0)	None	Ken Sale (12)
9/30/89	at Arkansas	Scotter Menifee (9-26-0)	Howard Gasser (12-29-2-0-145)	Reggie Barrett (6-83-0)	Lance Brownlee (10-378, 37.8)	None	Ken Sale (9)
10/7/89	Utah	Creg Evans (14-117-0)	Howard Gasser (22-42-1-5-388)	Reggie Barrett (5-117-3)	Lance Brownlee (7-277, 39.6)	None	Two players (11)
10/14/89	New Mexico	Scotter Menifee (16-142-0)	Howard Gasser (11-21-1-1-205)	Reggie Barrett (6-132-1)	Lance Brownlee (6-203, 33.8)	Dominick Cefalone (45,30,35)	Two players (11)
10/21/89	at Utah	Creg Evans (21-85-0)	Howard Gasser (27-50-4-2-301)	Larry Sims (6-62-1)	Lance Brownlee (4-201, 50.3)	Dominick Cefalone (24)	Troy Reffett (10)
10/28/89	San Diego State	Larry Sims (8-39-1)	Howard Gasser (16-37-3-2-257)	Reggie Barrett (6-140-2)	Lance Brownlee (4-167, 41.8)	Dominick Cefalone (25)	O.T. Thomas (13)
11/4/89	at Hawaii	Scotter Menifee (10-36-0)	Howard Gasser (11-19-1-1-172)	Reggie Barrett (3-108-1)	Lance Brownlee (6-246, 41.0)	None	Pete Shufelt (11)
11/11/89	Colorado State	James Washington (6-35-0)	Howard Gasser (11-19-0-0-103)	Reggie Barrett (5-57-0)	Lance Brownlee (10-399, 39.9)	None	Ken Sale (11)
11/18/89	at Wyoming	Creg Evans (14-77-0)	Tres Sullivan (15-32-0-0-218)	Reggie Barrett (7-104-0)	Lance Brownlee (8-353, 44.1)	Dominick Cefalone (47)	O.T. Thomas (8)

1990

Date	Opponent	Rush (Att-Yds-TD)	Pass (Comp-Att-Int-TD-Yds)	Rec (Rec-Yds-TD)	P (Att-Yds, Avg.)	FG (FGM Yds)	Tackles (Total)
9/1/90	BYU	Kevin Bogan (18-65-0)	Mike Perez (17-34-1-0-235)	Reggie Barrett (8-165-0)	Lance Brownlee (8-353, 44.1)	Jason Gillespie (44)	Barron Wortham (15)
9/8/90	New Mexico State	Kevin Bogan (27-123-1)	Mike Perez (13-27-1-2-149)	Ricki Lopez (3-43-1)	Lance Brownlee (6-196, 32.7)	None	Pete Shufelt (15)
9/15/90	at Tennessee	Kevin Bogan (15-36-0)	Mike Perez (12-26-1-0-103)	Ansel Littlejohn (2-36-0)	Lance Brownlee (9-395, 43.9)	None	Pete Shufelt (13)
9/22/90	at Colorado State	Mike Perez (14-67-0)	Mike Perez (11-24-2-0-127)	Reggie Barrett (3-43-0)	Lance Brownlee (6-220, 36.7)	None	Barron Wortham (14)
9/29/90	Sam Houston State	Mike Perez (10-39-0)	Mike Perez (10-19-0-2-172)	Reggie Barrett (4-75-1)	Lance Brownlee (6-242, 40.3)	Jason Gillespie (42)	O.T. Thomas (12)
10/6/90	at New Mexico	Kenny Brown (8-64-0)	Mike Perez (8-19-1-0-92)	Ricki Lopez (4-54-0)	Lance Brownlee (6-248, 41.3)	None	Pete Shufelt (12)
10/13/90	Hawaii	Kevin Bogan (20-93-0)	Mike Perez (14-24-0-0-123)	Glenn Bishop (3-38-0)	Lance Brownlee (4-156, 39.0)	Jason Gillespie (20,33,28,20)	Pete Shufelt (17)
10/20/90	at Utah	Kevin Bogan (21-71-0)	Mike Perez (14-33-3-1-208)	Glenn Bishop (5-141-2)	Lance Brownlee (2-85, 43.0)	Jason Gillespie (44,50,35)	Barron Wortham (19)
10/27/90	Wyoming	Mike Bogan (12-50-0)	Mike Perez (20-38-0-1-203)	Reggie Barrett (6-114-1)	Lance Brownlee (7-239, 34.1)	Jason Gillespie (23)	Anthony Hooks (13)
11/17/90	Air Force	Patrick Bailey (14-38-0)	Howard Gasser (32-48-0-1-364)	Reggie Barrett (7-145-0)	Lance Brownlee (7-306, 43.7)	None	Two players (11)
11/24/90	at San Diego State	Patrick Bailey (11-12-1)	Howard Gasser (24-44-2-2-299)	Reggie Barrett (8-117-0)	Lance Brownlee (6-225, 37.5)	Jason Gillespie (31)	Barron Wortham (14)

GAME-BY-GAME LEADERS

1991

Date	Opponent	Rush (Att-Yds-TD)	Pass (Comp-Att-Int-TD-Yds)	Rec (Rec-Yds-TD)	P (Att-Yds, Avg.)	FG (FGM Yds)	Tackles (Total)
8/31/91	New Mexico	Patrick Bailey (23-115-2)	Mike Perez (11-20-0-1-140)	Glenn Bishop (2-48-0)	Ed Bunn (7-321, 45.9)	Jason Gillespie (42)	O.J. Thomas (6)
9/7/91	at Baylor	Kenny Brown (9-57-0)	Shawn Gray (2-3-1-1-38)	Kevin Caldwell (3-42-1)	Ed Bunn (8-299, 37.3)	None	Barron Wortham (9)
9/14/91	at New Mexico State	David Miles (21-87-0)	Mike Perez (14-24-0-2-210)	Kevin Caldwell (4-81-1)	Ed Bunn (5-223, 44.6)	Jason Gillespie (27)	Barron Wortham (10)
9/21/91	Northwestern State	Shawn Gray (10-49-0)	Mike Perez (4-11-1-0-44)	Kevin Caldwell (2-32-0)	Ed Bunn (5-212, 42.4)	None	Barron Wortham (16)
9/28/91	at Wyoming	David Miles (11-61-0)	Mike Perez (10-20-0-2-144)	Glenn Bishop (7-146-2)	Ed Bunn (6-284, 47.3)	Jason Gillespie (30,26)	Pete Shufelt (10)
10/19/91	at BYU	Patrick Bailey (12-64-1)	Mike Perez (12-35-1-2-241)	Glenn Bishop (6-114-1)	Ed Bunn (8-354, 44.3)	Jason Gillespie (51)	Pat Cannon (12)
10/5/91 (20)	Colorado State	Shawn Gray (12-74-0)	Mike Perez (6-12-1-0-63)	Glenn Bishop (2-31-0)	Ed Bunn (4-160, 40.0)	Jason Gillespie (52,39,37,49)	Barron Wortham
10/19/91	San Diego State	Patrick Bailey (9-58-0)	Mike Perez (12-23-0-2-173)	Glenn Bishop (4-66-1)	Ed Bunn (4-152, 38.0)	None	Barron Wortham (18)
10/26/91	at Air Force	Kevin Bogan (8-48-0)	Mike Perez (15-28-0-0-181)	Glenn Bishop (5-80-0)	Ed Bunn (3-118, 39.3)	Jason Gillespie (37,53)	Barron Wortham (21)
11/9/91	at Hawaii	Patrick Bailey (12-49-0)	Mike Perez (16-24-0-1-290)	Ansel Littlejohn (4-129-0)	Ed Bunn (4-166, 41.5)	Jason Gillespie (34,22)	Gonzalo Floyd (11)
11/16/91	Utah	Kenny Brown (8-72-0)	Mike Perez (13-27-3-0-218)	Glenn Bishop (3-74-0)	Ed Bunn (3-110, 36.7)	None	Barron Wortham (15)
11/23/91	Louisiana Tech	Patrick Bailey (6-38-0)	Mike Perez (13-28-0-0-180)	Chris Brasfield (2-54-0)	Ed Bunn (6-276, 46.0)	Jason Gillespie (33)	Barron Wortham (16)

1992

Date	Opponent	Rush (Att-Yds-TD)	Pass (Comp-Att-Int-TD-Yds)	Rec (Rec-Yds-TD)	P (Att-Yds, Avg.)	FG (FGM Yds)	Tackles (Total)
9/5/92	BYU	Ivory Durio (10-60-0)	Shawn Gray (14-18-1-0-174)	J.J. Rowlett (8-108-0)	Ed Bunn (3-181, 60.3)	None	Barron Wortham (13)
9/12/92	at UNLV	Raymond Lindholm (8-46-0)	Mike Perez (7-20-1-0-67)	David Miles (1-28-0)	Ed Bunn (6-287, 47.8)	Marshall Young (21)	Barron Wortham (8)
9/19/92	New Mexico State	Ivory Durio (10-55-0)	Mike Perez (11-22-1-1-168)	J.J. Rowlett (2-78-1)	Ed Bunn (4-216, 54.0)	Marshall Young (35)	Greg Shead (11)
10/3/92	Air Force	Shawn Gray (19-72-2)	Shawn Gray (16-33-1-0-170)	Derrick Brown (6-70-0)	Ed Bunn (4-207, 51.8)	None	Barron Wortham (8)
10/10/92	at Colorado State	Shawn Gray (10-78-1)	Shawn Gray (10-22-0-0-177)	J.J. Rowlett (4-94-0)	Ed Bunn (2-98, 49.0)	Marshall Young (24)	Barron Wortham (12)
10/17/92	at San Diego State	Shawn Gray (18-65-0)	Shawn Gray (12-31-1-1-166)	Derrick Brown (5-95-1)	Ed Bunn (6-249, 41.5)	Marshall Young (47,46)	Barron Wortham (8)
10/24/92	Utah	Jesse Villareal (2-80-0)	Shawn Gray (4-15-1-0-121)	David Miles (1-52-0)	Ed Bunn (7-308, 44.0)	Marshall Young (33,36)	Barron Wortham (15)
10/31/92	Hawaii	John Haqq (4-30-0)	Mike Perez (9-18-0-0-105)	Derrick Brown (4-57-0)	Ed Bunn (4-201, 50.3)	None	Barron Wortham (19)
11/7/92	Tulsa	David Miles (15-92-0)	Shawn Gray (9-15-1-0-127)	Derrick Brown (3-66-0)	Ed Bunn (3-137, 45.7)	Marshall Young (26)	Barron Wortham (16)
11/14/92	at New Mexico	David Miles (15-68-1)	Shawn Gray (4-12-0-0-55)	Omar Durham (2-25-0)	Marshall Young (5-182, 36.4)	None	Barron Wortham (11)
11/28/92	Fresno State	Shawn Gray (10-71-0)	Shawn Gray (19-31-2-0-218)	Omar Durham (5-72-0)	Marshall Young (5-171, 34.2)	None	Barron Wortham (9)

1993

Date	Opponent	Rush (Att-Yds-TD)	Pass (Comp-Att-Int-TD-Yds)	Rec (Rec-Yds-TD)	P (Att-Yds, Avg.)	FG (FGM Yds)	Tackles (Total)
9/4/93	at Arizona	Kaio Aumua (6-25-0)	Shawn Gray (12-30-2-0-123)	J.J. Rowlett (6-112-0)	Bubba Moore (8-284, 35.5)	Marshall Young (48,45)	Barron Wortham (12)
9/11/93	UNLV	Kaio Aumua (12-100-1)	Shawn Gray (5-15-1-0-85)	Derrick Brown (1-27-0)	Bubba Moore (4-154, 38.5)	Marshall Young (24,41)	Barron Wortham (18)
9/18/93	at New Mexico State	Kaio Aumua (6-38-0)	Mike Perez (11-16-1-2-179)	J.J. Rowlett (8-118-0)	Bubba Moore (7-219, 31.3)	None	Barron Wortham (13)
9/25/93	at Hawaii	Ray Williams (8-29-0)	Mike Perez (11-22-0-2-76)	Derrick Brown (4-40-0)	Marshall Young (5-183, 36.6)	None	Gonzalo Floyd (10)
10/2/93	at North Carolina	Corey Tucker (11-69-1)	Corey Tucker (7-13-0-1-93)	Derrick Brown (2-72-1)	Marshall Young (1-43, 43.0)	Marshall Young (33)	Micheal Comer (15)
10/9/93	Wyoming	Ivory Durio (7-102-0)	Corey Tucker (6-17-1-1-140)	Alvin Black (3-68-1)	Marshall Young (5-207, 41.4)	None	Steve Thompson (14)
10/16/93	Utah	Ivory Durio (7-56-1)	Corey Tucker (9-23-0-1-176)	J.J. Rowlett (5-104-1)	Marshall Young (6-240, 40.0)	None	Barron Wortham (15)
10/30/93	at Air Force	Kaio Aumua (6-33-0)	Shawn Gray (5-6-0-1-86)	J.J. Rowlett (4-81-1)	Marshall Young (6-259, 43.2)	Marshall Young (4,6)	Barron Wortham (17)
11/6/93	at Fresno State	Kaio Aumua (22-100-0)	Corey Tucker (7-15-1-1-88)	John Haqq (3-44-1)	Marshall Young (3-126, 42.0)	Marshall Young (4,9)	Micheal Comer (8)
11/13/93	Colorado State	Ivory Durio (12-71-0)	Corey Tucker (12-24-2-0-149)	Derrick Brown (4-70-0)	Marshall Young (5-184, 36.8)	None	Barron Wortham (16)
11/20/93	New Mexico	Kaio Aumua (24-136-2)	Mike Perez (3-5-0-0-49)	Derrick Brown (1-36-0)	Marshall Young (4-148, 37.0)	Marshall Young (32,26,23)	Barron Wortham (12)
11/27/93	at Utah	Ivory Durio (12-66-1)	Corey Tucker (9-15-0-0-80)	Alvin Black (2-50-0)	Marshall Young (6-209, 34.8)	Marshall Young (28)	Barron Wortham (14)

1994

Date	Opponent	Rush (Att-Yds-TD)	Pass (Comp-Att-Int-TD-Yds)	Rec (Rec-Yds-TD)	P (Att-Yds, Avg.)	FG (FGM Yds)	Tackles (Total)
9/3/94	at Wyoming	Toraino Singleton (9-107-1)	Shawn Gray (8-26-0-0-114)	J.J. Rowlett (5-92-0)	Marshall Young (10-368, 36.8)	None	Brian Vellmure (14)
9/10/94	Eastern Illinois	Toraino Singleton (38-153-1)	Shawn Gray (8-14-1-1-144)	J.J. Rowlett (3-55-1)	Marshall Young (3-137, 45.7)	Marshall Young (53,42)	Best Ihegborow (19)
9/17/94	New Mexico State	Toraino Singleton (36-143-2)	Shawn Gray (6-11-0-1-62)	Terrance Johnson (3-27-1)	Marshall Young (6-204, 34.0)	Marshall Young (4,6)	Larry Burton (13)
9/24/94	vs. Air Force	Toraino Singleton (12-36-0)	Shawn Gray (12-28-2-0-139)	J.J. Rowlett (4-70-0)	Marshall Young (9-317, 35.2)	None	Bruce Jackson (10)
10/1/94	Hawaii	Toraino Singleton (34-170-1)	Shawn Gray (6-18-0-2-174)	Alvin Black (4-156-2)	Marshall Young (3-154, 51.3)	Marshall Young (37,29)	Brian Vellmure (10)
10/8/94	at Tulsa	Toraino Singleton (36-146-3)	Shawn Gray (14-26-0-1-205)	Alvin Black (6-100-0)	Marshall Young (7-301, 43.0)	Marshall Young (33)	Micheal Comer (13)
10/15/94	at Colorado State	Toraino Singleton (21-27-0)	Shawn Gray (11-30-1-0-116)	J.J. Rowlett (2-28-0)	Marshall Young (10-369, 36.9)	Marshall Young (4,0)	Micheal Comer (12)
10/22/94	BYU	Toraino Singleton (26-77-0)	Shawn Gray (10-23-1-3-227)	J.J. Rowlett (6-170-1)	Marshall Young (6-233, 38.8)	None	David Terrell (16)
10/29/94	at Utah	Toraino Singleton (18-57-0)	Shawn Gray (16-35-3-1-184)	J.J. Rowlett (6-102-1)	Marshall Young (5-236, 47.8)	None	Two players (12)
11/12/94	Fresno State	Toraino Singleton (25-144-1)	Shawn Gray (10-28-2-1-208)	Alvin Black (2-96-1)	Marshall Young (5-226, 45.2)	Marshall Young (33,30,44)	Micheal Comer (12)
11/19/94	at New Mexico	Toraino Singleton (37-217-2)	Shawn Gray (9-21-1-0-89)	J.J. Rowlett (5-46-0)	Marshall Young (2-84, 42.0)	None	David Terrell (12)

1995

Date	Opponent	Rush (Att-Yds-TD)	Pass (Comp-Att-Int-TD-Yds)	Rec (Rec-Yds-TD)	P (Att-Yds, Avg.)	FG (FGM Yds)	Tackles (Total)
9/2/95	at New Mexico State	Toraino Singleton (17-70-0)	Leonard Lilja (12-21-1-1-147)	Jason Blair (2-44-0)	Jon Olsen (4-150, 37.5)	Marshall Young (38)	Micheal Comer (13)
9/9/95	at Arizona State	Toraino Singleton (22-113-2)	John Rayborn (9-25-1-1-78)	Cedric Johnson (5-67-1)	Jon Olsen (9-376, 41.8)	None	Micheal Comer (16)
9/16/95	Valdosta State	Toraino Singleton (37-237-2)	John Rayborn (11-23-1-0-167)	Toraino Singleton (4-64-0)	Jon Olsen (4-185, 46.3)	Marshall Young (28,45)	Micheal Comer (10)
9/23/95	at Hawaii	Toraino Singleton (27-166-2)	John Rayborn (9-19-0-1-80)	Alvin Black (5-43-0)	Jon Olsen (6-244, 40.7)	None	Micheal Comer (17)
9/30/95	Utah	Toraino Singleton (12-43-0)	John Rayborn (8-17-0-1-82)	Cedric Johnson (2-86-1)	Jon Olsen (8-321, 40.1)	None	Micheal Comer (18)
10/7/95	at Air Force	Toraino Singleton (17-131-0)	John Rayborn (20-30-0-5-288)	Lawrence Brown (4-88-1)	Jon Olsen (2-83, 41.5)	Marshall Young (19)	David Terrell (12)
10/14/95	Tulsa	Toraino Singleton (27-100-1)	John Rayborn (9-21-2-1-101)	Alvin Black (7-56-0)	Jon Olsen (5-189, 37.8)	None	Micheal Comer (12)
10/28/95	San Diego State	Toraino Singleton (17-61-0)	John Rayborn (25-38-3-2-272)	Jimmy Carpenter (7-116-0)	Jon Olsen (5-186, 37.2)	None	Aaron Plante (15)
11/4/95	at Fresno State	Toraino Singleton (16-79-0)	John Rayborn (18-42-1-1-219)	Cedric Johnson (6-88-1)	Jon Olsen (8-322, 40.3)	None	Ray Bailie (15)
11/11/95	at Colorado State	Toraino Singleton (17-83-0)	John Rayborn (9-18-2-1-97)	Cedric Johnson (1-42-1)	Jon Olsen (7-312, 44.6)	Marshall Young (4,4)	Jason Dixon (10)
11/18/95	New Mexico	Toraino Singleton (37-199-1)	John Rayborn (12-19-0-1-166)	Jason Blair (6-95-1)	Jon Olsen (4-110, 27.5)	Marshall Young (4,1)	Micheal Comer (11)
11/25/95	Wyoming	Toraino Singleton (22-76-0)	John Rayborn (16-25-1-0-190)	Cedric Johnson (4-97-0)	Jon Olsen (6-211, 35.2)	None	Micheal Comer (14)

GAME-BY-GAME LEADERS

1996

Date	Opponent	Rush (Att-Yds-TD)	Pass (Comp-Att-Int-TD-Yds)	Rec (Rec-Yds-TD)	P (Att-Yds, Avg.)	FG (FGM Yds)	Tackles (Total)
8/31/96	at Arizona	Matt Hickl (2-21-0)	Leonard Lilja (8-20-2-0-95)	Cedric Johnson (7-80-0)	Jon Olsen (9-328, 36.4)	Jon Olsen (49)	Two players (10)
9/14/96	New Mexico State	Joseph Polk (33-148-0)	Leonard Lilja (6-9-0-2-73)	Jimmy Carpenter (3-56-2)	Jon Olsen (4-159, 39.8)	None	Micheal Comer (11)
9/21/96	at San Jose State	Joseph Polk (25-85-1)	Leonard Lilja (14-33-3-1-226)	Cedric Johnson (7-116-1)	Jon Olsen (6-218, 36.3)	Jon Olsen (32)	David Terrell (9)
9/28/96	at N. Illinois	Joseph Polk (26-96-0)	Matt Hickl (11-13-0-1-106)	Joseph Polk (2-43-1)	Jon Olsen (4-154, 38.5)	Jon Olsen (28,42,30)	Joe Riccillo (9)
10/5/96	Utah	Joseph Polk (19-104-0)	Matt Hickl (10-26-1-1-124)	Cedric Johnson (3-56-0)	Jon Olsen (7-304, 43.4)	Jon Olsen (33,37)	Micheal Comer (16)
10/12/96	at TCU	Matt Hickl (10-31-0)	Matt Hickl (10-17-2-0-44)	Cedric Johnson (8-35-0)	Jon Olsen (7-295, 42.1)	None	Micheal Comer (15)
10/26/96	Rice	Joseph Polk (10-29-0)	Leonard Lilja (21-42-1-3-225)	Cedric Johnson (7-91-3)	Jon Olsen (8-307, 38.4)	None	Joe Riccillo (12)
11/2/96	at BYU	Elzie Johnson (19-88-0)	Leonard Lilja (31-16-2-1-175)	Cedric Johnson (6-78-1)	Jon Olsen (7-256, 36.6)	Jon Olsen (21)	Joe Riccillo (9)
11/9/96	SMU	Elzie Johnson (22-92-0)	Joe Chaney (6-10-0-0-72)	Jermaine Brown (2-48-0)	Jon Olsen (6-225, 37.5)	None	Micheal Comer (14)
11/16/96	Tulsa	Elzie Johnson (25-203-0)	Leonard Lilja (9-25-0-2-152)	Cedric Johnson (5-81-1)	Jon Olsen (5-183, 36.6)	None	Joe Riccillo (17)
11/23/96	at New Mexico	Joseph Polk (9-39-0)	Leonard Lilja (20-39-1-0-142)	Jason Blair (6-69-0)	Jon Olsen (8-334, 41.8)	Jon Olsen (34)	Joe Riccillo (9)

1997

Date	Opponent	Rush (Att-Yds-TD)	Pass (Comp-Att-Int-TD-Yds)	Rec (Rec-Yds-TD)	P (Att-Yds, Avg.)	FG (FGM Yds)	Tackles (Total)
9/6/97	at LSU	Paul Smith (7-53-0)	John Rayborn (8-21-2-0-68)	Clifford Johnston (4-34-0)	Matt Finley (7-252, 36.0)	Ricky Bishop (42)	Three players (7)
9/13/97	New Mexico	Joseph Polk (6-18-0)	John Rayborn (8-22-2-2-188)	Jimmy Carpenter (6-148-1)	Matt Finley (6-210, 35.0)	None	H. Muagututia (16)
9/20/97	at Utah	Joseph Polk (15-71-0)	Craig Strickland (6-17-0-0-81)	Jimmy Carpenter (4-63-0)	Matt Finley (3-128, 42.7)	Ricky Bishop (33)	H. Muagututia (15)
9/27/97	New Mexico State	Joseph Polk (24-115-2)	Craig Strickland (11-22-0-0-128)	Jimmy Carpenter (4-56-1)	Matt Finley (3-129, 43.0)	Ricky Bishop (27)	Derek Wright (9)
10/4/97	at Clemson	Elzie Johnson (11-65-1)	Craig Strickland (8-28-0-0-122)	Jimmy Carpenter (3-57-0)	Matt Finley (7-316, 45.1)	None	H. Muagututia (13)
10/11/97	at Tulsa	Joseph Polk (16-125-1)	John Rayborn (7-10-1-1-162)	Jimmy Carpenter (5-115-1)	Matt Finley (3-153, 51.0)	Ola Kimrin (21,23)	Matt Kennedy (12)
10/18/97	San Jose State	Paul Smith (19-112-1)	John Rayborn (11-28-2-0-116)	Jimmy Carpenter (5-62-0)	Matt Finley (9-386, 42.9)	None	Jason Smith (10)
11/1/97	BYU	Paul Smith (15-48-0)	John Rayborn (5-6-0-0-57)	Jimmy Carpenter (3-47-0)	Matt Finley (8-313, 39.1)	None	Dale Kirry (7)
11/8/97	at SMU	Elzie Johnson (13-45-0)	Rocky Perez (22-34-1-2-257)	Allan Ray (6-119-1)	Matt Finley (2-71, 35.5)	None	Two players (10)
11/15/97	TCU	Joseph Polk (24-77-0)	Rocky Perez (8-24-2-0-92)	Jimmy Carpenter (4-59-0)	Matt Finley (9-312, 34.7)	Ola Kimrin (27)	Two players (11)
11/22/97	at Rice	Elzie Johnson (11-46-0)	Rocky Perez (20-37-0-0-278)	Jimmy Carpenter (7-85-0)	Matt Finley (5-184, 36.8)	Ola Kimrin (32,22)	H. Muagututia (12)

1998

Date	Opponent	Rush (Att-Yds-TD)	Pass (Comp-Att-Int-TD-Yds)	Rec (Rec-Yds-TD)	P (Att-Yds, Avg.)	FG (FGM Yds)	Tackles (Total)
9/5/98	at Texas Tech	Elzie Johnson (18-98-0)	John Rayborn (11-24-2-0-180)	Paul Smith (2-75-0)	Matt Finley (7-287, 41.0)	Ricky Bishop (42)	Dale Kirry (14)
9/12/98	Oregon	Paul Smith (19-155-1)	John Rayborn (13-27-0-2-126)	Jimmy Carpenter (2-65-0)	Matt Finley (6-264, 44.0)	Ricky Bishop (42)	Robert Weathers (12)
9/26/98	at New Mexico State	Paul Smith (24-184-0)	John Rayborn (7-16-1-1-52)	Elzie Johnson (3-28-1)	Matt Finley (2-94, 47.0)	Ricky Bishop (23)	Dale Kirry (16)
10/3/98	Colorado State	Paul Smith (19-52-0)	John Rayborn (23-30-0-1-288)	Jimmy Carpenter (10-97-0)	Matt Finley (3-123, 41.0)	Ricky Bishop (45)	A.J. Sheppard (13)
10/10/98	at New Mexico	Rocky Perez (5-61-0)	Rocky Perez (14-21-1-1-176)	Elzie Johnson (7-81-0)	Matt Finley (3-127, 42.3)	Ricky Bishop (41,48,22)	Robert Weathers (11)
10/17/98	at San Jose State	Joseph Polk (25-156-1)	Rocky Perez (10-22-0-0-91)	Keonta Golson (4-38-0)	Matt Finley (7-278, 39.7)	Ricky Bishop (30,37)	Dale Kirry (8)
10/24/98	at Fresno State	Paul Smith (20-70-0)	Rocky Perez (8-18-0-0-94)	Two players (37 yards)	Matt Finley (10-405, 40.5)	Ricky Bishop (40,36)	Brian Young (10)
10/31/98	Hawaii	Joseph Polk (31-168-2)	Rocky Perez (6-15-0-0-96)	Jimmy Carpenter (4-79-0)	Matt Finley (5-134, 26.8)	Ricky Bishop (22)	Eric Wells (14)
11/7/98	at Utah	Joseph Polk (21-43-1)	John Rayborn (20-42-1-2-346)	Keonta Golson (3-137-1)	Matt Finley (8-316, 39.5)	Ricky Bishop (32,37)	Dale Kirry (10)
11/14/98	BYU	Paul Smith (9-42-1)	John Rayborn (12-21-0-1-198)	Keonta Golson (3-107-1)	Matt Finley (5-167, 33.4)	None	Robert Weathers (18)
11/21/98	at San Diego State	Joseph Polk (21-116-1)	John Rayborn (31-46-0-3-281)	Jimmy Carpenter (11-131-1)	Matt Finley (4-146, 36.5)	Ricky Bishop (23)	Dale Kirry (11)

1999

Date	Opponent	Rush (Att-Yds-TD)	Pass (Comp-Att-Int-TD-Yds)	Rec (Rec-Yds-TD)	P (Att-Yds, Avg.)	FG (FGM Yds)	Tackles (Total)
9/4/99	New Mexico	Paul Smith (32-138-0)	Rocky Perez (15-20-1-0-152)	Lee Mays (4-47-0)	Glen Beard (5-227, 45.4)	Ricky Bishop (24,41)	Rob Weathers (12)
9/11/99	at Oregon	Paul Smith (14-106-2)	Rocky Perez (10-17-1-1-150)	Lee Mays (7-164-1)	Glen Beard (4-152, 38.0)	Ricky Bishop (49)	Derek Walker (13)
9/18/99	at Kansas State	Paul Smith (18-57-0)	Jay Stuckey (9-23-1-1-86)	Brian Natkin (8-70-1)	Glen Beard (11-399, 36.3)	None	Derek Walker (12)
9/25/99	New Mexico State	Paul Smith (32-187-3)	Jay Stuckey (7-9-1-3-178)	Lee Mays (3-104-2)	Glen Beard (4-163, 40.8)	Ricky Bishop (31,20)	Trey Merkens (11)
10/2/99	at Hawaii	Paul Smith (16-67-0)	Jay Stuckey (6-13-3-0-60)	Allan Ray (1-35-0)	Glen Beard (8-323, 40.4)	Ricky Bishop (37)	Two players (9)
10/9/99	SMU	Paul Smith (23-141-3)	Jay Stuckey (12-13-0-2-182)	Lee Mays (7-72-1)	Glen Beard (6-252, 42.0)	None	Rob Weathers (10)
10/16/99	at Arizona	Paul Smith (20-63-0)	Rocky Perez (17-23-0-2-233)	Lee Mays (9-127-2)	Glen Beard (5-196, 39.2)	None	A.J. Sheppard (10)
10/23/99	at Fresno State	Paul Smith (38-115-1)	Jay Stuckey (23-34-0-1-269)	Lee Mays (6-95-0)	Glen Beard (6-225, 37.5)	Ricky Bishop (23,31,18)	Rob Weathers (8)
10/30/99	San Jose State	Paul Smith (28-188-1)	Jay Stuckey (19-28-0-3-215)	James Thompson (3-55-0)	Glen Beard (6-207, 34.5)	None	Trey Merkens (7)
11/6/99	Tulsa	Paul Smith (18-108-0)	Rocky Perez (11-21-2-0-158)	Allan Ray (2-107-1)	Glen Beard (1-55, 55.0)	None	Derek Walker (11)
11/13/99	at Rice	Paul Smith (20-75-2)	Jay Stuckey (26-33-1-2-317)	Brian Natkin (7-92-0)	Glen Beard (2-84, 42.0)	Ricky Bishop (44)	A.J. Sheppard (11)
11/20/99	at TCU	Elzie Johnson (5-16-0)	Jay Stuckey (19-27-2-1-296)	James Thompson (4-82-1)	Glen Beard (4-180, 45.0)	Ricky Bishop (25)	Camar Jackson (12)

2000

Date	Opponent	Rush (Att-Yds-TD)	Pass (Comp-Att-Int-TD-Yds)	Rec (Rec-Yds-TD)	P (Att-Yds, Avg.)	FG (FGM Yds)	Tackles (Total)
9/2/00	at Oklahoma	Chris Porter (11-79-1)	Rocky Perez (18-37-2-1-197)	Allan Ray (4-65-0)	Glen Beard (7-295, 42.1)	Ricky Bishop (40)	Trey Merkens (8)
9/9/00	SMU	Rovann Cleveland (10-105-1)	Rocky Perez (13-19-0-3-206)	Lee Mays (6-143-2)	Glen Beard (4-180, 45.0)	Ricky Bishop (38,41,18)	D.J. Walker (9)
9/16/00	at Texas A&M	Sherman Austin (12-29-0)	Rocky Perez (18-28-0-2-203)	Brian Natkin (6-90-0)	Glen Beard (4-152, 38.0)	Ricky Bishop (37)	Trey Merkens (9)
9/23/00	Hawaii	Chris Porter (10-51-0)	Rocky Perez (18-31-1-4-265)	Lee Mays (4-109-2)	Glen Beard (3-143, 47.7)	Ricky Bishop (25,23,25)	Derek Walker (7)
9/30/00	New Mexico State	Chris Porter (11-97-1)	Rocky Perez (16-28-0-2-237)	Lee Mays (7-150-2)	Glen Beard (4-168, 42.0)	Ricky Bishop (48,27)	Camar Jackson (12)
10/7/00	at Tulsa	Sherman Austin (12-131-1)	Rocky Perez (16-21-0-3-201)	Brian Natkin (4-75-0)	Glen Beard (5-194, 38.8)	Ricky Bishop (23,25)	Trey Merkens (8)
10/14/00	at San Jose State	Chris Porter (17-79-1)	Rocky Perez (20-35-1-3-280)	Lee Mays (6-104-1)	Glen Beard (5-188, 37.6)	None	D.J. Walker (10)
10/21/00	Fresno State	Sherman Austin (14-75-0)	Rocky Perez (20-29-1-1-212)	Brian Natkin (6-88-0)	Glen Beard (7-347, 49.6)	None	Trey Merkens (9)
11/4/00	at Nevada	Chris Porter (22-118-0)	Rocky Perez (20-35-0-2-323)	Lee Mays (9-156-1)	Glen Beard (5-169, 33.8)	Ricky Bishop (35)	Trey Merkens (10)
11/11/00	Rice	Chris Porter (14-50-1)	Rocky Perez (16-29-0-3-320)	Lee Mays (5-111-3)	Glen Beard (5-203, 40.6)	Ricky Bishop (42)	Trey Merkens (11)
11/18/00	at TCU	Sherman Austin (5-26-0)	Rocky Perez (21-46-1-2-217)	Allan Ray (6-62-1)	Glen Beard (5-190, 38.0)	None	Trey Merkens (11)
12/28/00	at Boise State	Chris Porter (26-134-1)	Rocky Perez (17-38-1-1-201)	Lee Mays (7-91-0)	Glen Beard (5-244, 48.8)	Ricky Bishop (28,43,47)	Two players (7)

GAME-BY-GAME LEADERS

2001

Date	Opponent	Rush (Att-Yds-TD)	Pass (Comp-Att-Int-TD-Yds)	Rec (Rec-Yds-TD)	P (Att-Yds, Avg.)	FG (FGM Yds)	Tackles (Total)
9/1/01	at New Mexico	Chris Porter (10-15-0)	Wesley Phillips (18-30-1-1-211)	Lee Mays (6-83-0)	Bryce Benekos (7-268, 38.3)	None	Robert Rodriguez (7)
9/8/01	Texas Southern	Sherman Austin (13-91-3)	Wesley Phillips (8-20-1-2-112)	Lee Mays (3-59-1)	Bryce Benekos (5-170, 34.0)	Keith Robinson (22)	Matt Elwood (5)
9/22/01	at Boise State	Chris Porter (23-139-0)	Wesley Phillips (16-28-2-2-153)	Lee Mays (4-40-0)	Bryce Benekos (5-181, 36.2)	Keith Robinson (27)	Robert Rodriguez (13)
9/29/01	Tulsa	Sherman Austin (31-129-1)	Wesley Phillips (20-30-0-0-249)	Lee Mays (7-91-0)	Bryce Benekos (4-159, 39.8)	Keith Robinson (27,22)	Tim Woodard (6)
10/6/01	at Alabama	Jon Schaper (5-70-1)	Wesley Phillips (5-14-0-1-60)	Terrance Minor (2-33-0)	Bryce Benekos (7-215, 30.7)	None	D.J. Walker (11)
10/13/01	at Hawaii	Sherman Austin (19-99-0)	Jon Schaper (8-20-0-1-67)	Lee Mays (3-32-0)	Keith Robinson (6-209, 34.8)	None	Two players (7)
10/20/01	San Jose State	Sherman Austin (14-50-0)	Wesley Phillips (21-35-3-0-358)	Lee Mays (7-184-0)	Bryce Benekos (5-182, 36.4)	None	Camar Jackson (12)
10/27/01	at SMU	Chris Porter (4-28-0)	Wesley Phillips (9-14-0-0-89)	Lee Mays (5-82-0)	Bryce Benekos (9-304, 33.8)	None	Robert Rodriguez (15)
11/10/01	Louisiana Tech	Chris Porter (15-76-3)	Wesley Phillips (11-17-0-1-144)	Lee Mays (7-57-0)	Bryce Benekos (3-98, 32.7)	None	Robert Rodriguez (14)
11/17/01	at Rice	Howard Jackson (9-96-1)	Wesley Phillips (16-33-1-2-227)	Will Smith (4-81-0)	Keith Robinson (4-148, 37.0)	Keith Robinson (39)	Robert Rodriguez (16)
11/24/01	Nevada	Howard Jackson (20-103-1)	Wesley Phillips (17-25-3-2-217)	Will Smith (6-88-0)	Keith Robinson (4-150, 37.5)	Keith Robinson (24)	D.J. Walker (12)

2002

Date	Opponent	Rush (Att-Yds-TD)	Pass (Comp-Att-Int-TD-Yds)	Rec (Rec-Yds-TD)	P (Att-Yds, Avg.)	FG (FGM Yds)	Tackles (Total)
8/31/02	Sacramento State	Howard Jackson (21-157-4)	Jon Schaper (14-28-1-2-134)	Terrance Minor (5-53-2)	Bryce Benekos (6-239, 39.8)	None	Two players (10)
9/7/02	at Kentucky	Matt Austin (14-112-0)	Jon Schaper (10-24-0-1-118)	Terrance Minor (3-69-1)	Bryce Benekos (6-233, 38.8)	Keith Robinson (40)	Two players (8)
9/14/02	at Oklahoma	Matt Austin (10-37-0)	Jon Schaper (9-29-2-0-116)	Terrance Minor (4-66-0)	Bryce Benekos (10-377, 37.7)	None	D.J. Walker (8)
9/21/02	Hawaii	Howard Jackson (31-94-0)	Jon Schaper (10-33-3-0-129)	Dirk Dillard (2-33-0)	Bryce Benekos (6-222, 37.0)	Keith Robinson (25,32)	Tim Woodard (10)
9/28/02	at San Jose State	Howard Jackson (16-80-1)	Orlando Cruz (6-23-3-1-147)	Terrance Minor (5-115-1)	Bryce Benekos (4-167, 41.8)	Keith Robinson (45)	D.J. Walker (13)
10/5/02	at NM State	Howard Jackson (15-46-0)	Orlando Cruz (15-19-1-1-196)	Terrance Minor (6-77-1)	Bryce Benekos (5-233, 46.6)	None	Two players (11)
10/19/02	Rice	Howard Jackson (18-166-1)	Omar Duarte (11-25-0-2-182)	Chris Francies (6-104-0)	Bryce Benekos (3-106, 35.3)	Keith Robinson (59)	Two players (14)
10/26/02	at Tulsa	Howard Jackson (16-69-0)	Omar Duarte (12-27-3-0-94)	Dirk Dillard (3-29-0)	Bryce Benekos (3-107, 35.7)	None	Bubba Wiseman (8)
11/2/02	Boise State	Sherman Austin (28-111-0)	Phillip Moss (3-13-2-0-25)	Justin Hunt (2-15-0)	Bryce Benekos (5-191, 38.2)	Keith Robinson (25)	Two players (10)
11/9/02	at Nevada	Jimmy Smith (14-60-0)	Omar Duarte (10-23-0-1-141)	Will Smith (1-34-0)	Bryce Benekos (9-421, 46.8)	Keith Robinson (54)	Tim Woodard (10)
11/16/02	SMU	Sherman Austin (16-55-0)	Omar Duarte (18-34-0-3-347)	Terrance Minor (6-130-1)	Bryce Benekos (8-363, 45.4)	None	Camar Jackson (14)
11/23/02	at Louisiana Tech	Howard Jackson (13-70-1)	Omar Duarte (24-40-0-0-248)	Chris Francies (5-58-0)	Bryce Benekos (5-196, 39.2)	Keith Robinson (48)	D.J. Walker (11)

2003

Date	Opponent	Rush (Att-Yds-TD)	Pass (Comp-Att-Int-TD-Yds)	Rec (Rec-Yds-TD)	P (Att-Yds, Avg.)	FG (FGM Yds)	Tackles (Total)
8/30/03	at Arizona	Matt Austin (8-38-0)	Orlando Cruz (13-25-1-0-121)	Jonas Crafts (4-43-0)	Bryce Benekos (9-338, 37.6)	None	Marshall Sanford (7)
		Johnnie Lee Higgins (4-43-0)		Chris Marrow (3-43-0)			
9/6/03	Cal Poly	Jimmy Smith (11-43-0)	Jordan Palmer (6-12-1-1-91)	Chris Francies (1-50-1)	Bryce Benekos (6-241, 40.2)	None	Thomas Howard (10)
9/13/03	San Diego State	Jordan Palmer (7-35-0)	Orlando Cruz (11-28-2-0-75)	Jonas Crafts (5-54-0)	Bryce Benekos (8-344, 43.0)	None	Thomas Howard (9)
9/20/03	at Louisville	Howard Jackson (12-118-0)	Jordan Palmer (6-12-0-1-62)	Jonas Crafts (3-42-0)	Bryce Benekos (2-77, 38.5)	None	Robert Rodriguez (10)
9/27/03	Sam Houston State	Howard Jackson (24-160-1)	Jordan Palmer (13-23-2-2-170)	Chris Marrow (4-73-2)	Bryce Benekos (3-145, 48.3)	Reagan Schneider (27)	Four players (7)
10/4/03	at SMU	Howard Jackson (17-99-0)	Orlando Cruz (8-16-0-2-190)	Howard Jackson (1-86-1)	Bryce Benekos (6-268, 44.7)	None	Marshall Sanford (6)
10/11/03	Louisiana Tech	Howard Jackson (14-141-2)	Orlando Cruz (18-33-2-0-285)	Johnnie Lee Higgins (5-126-0)	Bryce Benekos 4-166 (41.5)	None	Thomas Howard (10)
10/25/03	at Hawaii	Matt Austin (9-112-0)	Jordan Palmer (12-28-1-0-154)	Chris Marrow (4-58-0)	Bryce Benekos (4-196, 49.0)	Keith Robinson (44,40,45)	Robert Rodriguez (7)
11/1/03	Tulsa	Howard Jackson (18-119-1)	Jordan Palmer (26-43-3-2-287)	Chris Marrow (6-84-0)	Bryce Benekos (7-338, 48.3)	None	Robert Rodriguez (16)
11/8/03	San Jose State	Howard Jackson (17-144-1)	Orlando Cruz (12-18-1-2-237)	Chris Francies (4-77-0)	Bryce Benekos (5-240, 48.0)	Keith Robinson (26,48)	Troy Collavo (7)
11/15/03	at Boise State	Howard Jackson (20-47-1)	Jordan Palmer (14-28-2-1-172)	Johnnie Lee Higgins (3-67-0)	Bryce Benekos (5-205, 41.0)	None	Robert Rodriguez (10)
11/22/03	at Rice	Howard Jackson (19-80-0)	Orlando Cruz (11-21-1-0-174)	Howard Jackson (2-64-0)	Bryce Benekos (5-250, 50.0)	None	Tim Woodard (11)
11/29/03	Fresno State	Howard Jackson (20-66-0)	Orlando Cruz (13-26-1-1-124)	Casey Mauch (4-49-0)	Bryce Benekos (6-277, 46.2)	Keith Robinson (29,32)	Joe Fleskoski (13)

2004

Date	Opponent	Rush (Att-Yds-TD)	Pass (Comp-Att-Int-TD-Yds)	Rec (Rec-Yds-TD)	P (Att-Yds, Avg.)	FG (FGM Yds)	Tackles (Total)
9/2/04	at Arizona State	Howard Jackson (16-58-1)	Jordan Palmer (21-44-4-0-196)	Johnnie Lee Higgins (2-43-0)	Bryce Benekos (9-398, 44.2)	Reagan Schneider (33)	Adrian Ward (10)
9/11/04	Weber State	Howard Jackson (25-162-2)	Jordan Palmer (18-28-0-0-223)	Chris Marrow (7-116-0)	Bryce Benekos (4-192, 48.0)	Reagan Schneider (37,40,52,38)	Robert Rodriguez (10)
9/18/04	Boise State	Howard Jackson (20-62-1)	Jordan Palmer (16-32-2-2-235)	Chris Francies (5-94-0)	Bryce Benekos (7-331, 47.3)	Reagan Schneider (46)	Robert Rodriguez (14)
10/2/04	New Mexico State	Howard Jackson (15-158-1)	Omar Duarte (10-13-0-3-146)	Chris Marrow (2-44-0)	Bryce Benekos (4-179, 44.8)	Reagan Schneider (47)	Godwin Akinduro (12)
10/9/04	at Fresno State	Howard Jackson (21-54-0)	Jordan Palmer (12-23-0-1-185)	Johnnie Lee Higgins (1-91-1)	Bryce Benekos (8-326, 40.8)	Reagan Schneider (33)	Robert Rodriguez (11)
10/16/04	Hawaii	Howard Jackson (28-138-1)	Jordan Palmer (28-44-4-5-317)	Johnnie Lee Higgins (6-104-1)	Bryce Benekos (5-215, 43.0)	Reagan Schneider (48)	Nate Draughon (8)
							Robert Rodriguez (8)
10/23/04	at Louisiana Tech	Howard Jackson (21-114-0)	Jordan Palmer (17-29-0-4-259)	Johnnie Lee Higgins (3-94-1)	Bryce Benekos (7-323, 46.1)	Reagan Schneider (48,44,21)	Godwin Akinduro (7)
							Alex Obomese (7)
10/30/04	at San Jose State	Howard Jackson (16-89-0)	Jordan Palmer (16-22-1-2-218)	Chris Francies (2-81-0)	Bryce Benekos (3-139, 46.3)	Reagan Schneider (20)	Godwin Akinduro (12)
							Phillip Moss (12)
11/13/04	Rice	Howard Jackson (17-83-0)	Jordan Palmer (19-28-1-3-191)	Jayson Boyd (4-61-0)	Bryce Benekos (4-163, 40.8)	None	Robert Rodriguez (19)
11/20/04	SMU	Howard Jackson (17-99-0)	Jordan Palmer (20-27-1-5-339)	Jayson Boyd (6-122-1)	Bryce Benekos (3-118, 39.3)	Reagan Schneider (23,41)	Thomas Howard (7)
							Mike Perez (7)
11/27/04	at Tulsa	Howard Jackson (27-133-3)	Jordan Palmer (21-44-3-2-312)	Jayson Boyd (4-91-1)	Bryce Benekos (3-123, 41.0)	None	Robert Rodriguez (12)
12/29/04	vs. Colorado	Howard Jackson (16-37-1)	Jordan Palmer (22-42-2-2-328)	Jayson Boyd (7-140-1)	Bryce Benekos (5-225, 45.0)	None	Robert Rodriguez (14)

GAME-BY-GAME LEADERS

2005

Date	Opponent	Rush (Att-Yds-TD)	Pass (Comp-Att-Int-TD-Yds)	Rec (Rec-Yds-TD)	P (Att-Yds, Avg.)	FG (FGM Yds)	Tackles (Total)
9/3/05	at NM State	Tyler Ebell (19-63-0)	Jordan Palmer (15-26-0-3-187)	Jayson Boyd (3-51-0)	Ryan Hotchkiss (6-267, 44.5)	Reagan Schneider (42,43)	Jeremy Jones (12)
9/16/05	Houston	Tyler Ebell (24-149-1)	Jordan Palmer (26-51-2-3-379)	Johnnie Lee Higgins (6-156-3)	Ryan Hotchkiss (5-192, 38.4)	Reagan Schneider (42,21,32,25,42)	Thomas Howard (14)
9/24/05	New Mexico	Tyler Ebell (19-42-0)	Jordan Palmer (16-31-1-1-178)	Johnnie Lee Higgins (8-91-1)	Ryan Hotchkiss (6-248, 41.3)	None	Jeremy Jones (12)
10/1/05	at Memphis	Tyler Ebell (15-69-1)	Jordan Palmer (23-53-3-1-431)	Johnnie Lee Higgins (7-134-1)	Ryan Hotchkiss (5-177, 35.4)	Reagan Schneider (45,24)	Troy Collavo (10)
10/14/05	at Tulane	Marcus Thomas (12-93-1)	Jordan Palmer (22-32-0-3-278)	Marcus Thomas (5-110-0)	Ryan Hotchkiss (5-217, 43.4)	Reagan Schneider (44)	Jeremy Jones (14)
10/22/05	Marshall	Tyler Ebell (13-92-0)	Jordan Palmer (17-25-1-3-215)	Aaron Givens (4-54-0)	Ryan Hotchkiss (4-156, 39.0)	Reagan Schneider (49)	Jeremy Jones (17)
10/29/05	at Rice	Tyler Ebell (16-96-2)	Jordan Palmer (24-30-2-3-387)	Chris Francies (4-126-1)	None	Reagan Schneider (25)	Jeremy Jones (18)
11/5/05	Tulsa	Marcus Thomas (23-117-2)	Jordan Palmer (25-34-2-2-340)	Chris Francies (9-170-2)	Ryan Hotchkiss (3-97, 32.3)	Reagan Schneider (32,23)	Troy Collavo (12)
11/12/05	Texas Southern	Marcus Thomas (18-112-0)	Jordan Palmer (16-23-0-4-248)	Johnnie Lee Higgins (3-73-0)	Ryan Hotchkiss (2-60, 30.0)	Reagan Schneider (26)	Thomas Howard (8)
11/19/05	UAB	Marcus Thomas (29-122-1)	Jordan Palmer (33-52-3-2-337)	Jamar Hunt (10-88-0)	None	Reagan Schneider (27)	Jeremy Jones (11)
11/26/05	at SMU	Marcus Thomas (22-118-1)	Jordan Palmer (27-44-4-3-360)	Chris Francies (9-126-0)	Ryan Hotchkiss (4-148, 37.0)	None	Quintin Demps (11)
12/21/05	vs. Toledo	Marcus Thomas (18-71-0)	Jordan Palmer (14-33-1-1-163)	Joe West (6-88-0)	Ryan Hotchkiss (5-177, 35.4)	Reagan Schneider (34,23)	Troy Collavo (14)

2006

Date	Opponent	Rush (Att-Yds-TD)	Pass (Comp-Att-Int-TD-Yds)	Rec (Rec-Yds-TD)	P (Att-Yds, Avg.)	FG (FGM Yds)	Tackles (Total)
8/31/06	at San Diego St.	Marcus Thomas (17-24-1)	Jordan Palmer (20-29-4-3-213)	Johnnie Lee Higgins (7-90-1)	Ryan Hotchkiss (2-68, 34.0)	Reagan Schneider (46, 35)	Troy Collavo (13)
9/9/06	Texas Tech	Marcus Thomas (20-60-0)	Jordan Palmer (34-51-3-3-334)	Johnnie Lee Higgins (13-162-2)	Ryan Hotchkiss (5-184, 36.8)	Reagan Schneider (25, 26, 49)	Jeremy Jones (16)
9/23/06	at New Mexico	Marcus Thomas (13-34-0)	Jordan Palmer (26-36-0-1-211)	Daniel Robinson (6-97-1)	Ryan Hotchkiss (3-114, 38.0)	Reagan Schneider (35)	Troy Collavo (9)
9/30/06	NM State	Marcus Thomas (18-81-1)	Jordan Palmer (18-26-2-3-414)	Johnnie Lee Higgins (7-223-3)	Ryan Hotchkiss 1-45 (45.0)	Emeri Spence (9) Reagan Schneider (41)	Joe Fleskoski (11)
10/7/06	SMU	Marcus Thomas (24-59-0)	Jordan Palmer (25-34-1-1-271)	Daniel Robinson (4-69-1)	Ryan Hotchkiss (7-283, 40.4)	None	Troy Collavo (10)
10/14/06	Tulane	Marcus Thomas (16-79-0)	Jordan Palmer (22-29-0-3-230)	Johnnie Lee Higgins (4-68-1)	Ryan Hotchkiss (7-273, 39.0)	Reagan Schneider (37, 29)	Josh Ferguson (11)
10/21/06	at Houston	Marcus Thomas (12-47-2)	Jordan Palmer (19-30-1-0-206)	Johnnie Lee Higgins (6-122-0)	Ryan Hotchkiss (4-142, 35.5)	Reagan Schneider (35, 42)	Jason McQuay (13)
10/27/06	at Tulsa	Marcus Thomas (9-27-1)	Jordan Palmer (21-37-1-1-253)	Johnnie Lee Higgins 10-153-1	Ryan Hotchkiss (5-180, 36.0)	Reagan Schneider (32, 40, 39)	Braxton Amy (10)
11/4/06	Rice	Marcus Thomas (11-77-0)	Jordan Palmer (16-33-0-4-315)	Daniel Robinson (4-97-2)	Ryan Hotchkiss (3-89, 29.7)	None	Troy Collavo (21)
11/10/06	at UAB	Marcus Thomas (11-9-0)	Jordan Palmer (25-39-0-5-455)	Johnnie Lee Higgins (10-181-3)	Ryan Hotchkiss 4-127 (31.8)	Reagan Schneider (19)	Joe Fleskoski (6)
11/18/06	at Marshall	Donald Buckram (4-33-0)	Jordan Palmer (34-48-3-1-386)	Johnnie Lee Higgins (8-119-1)	Ryan Hotchkiss (5-162, 32.4)	None	Joe Fleskoski (11)
11/25/06	Memphis	Marcus Thomas (5-16-0)	Jordan Palmer (22-37-0-1-307)	Daniel Robinson (6-112-2)	Ryan Hotchkiss (4-146, 36.5)	Reagan Schneider (42)	Troy Collavo (14)

2007

Date	Opponent	Rush (Att-Yds-TD)	Pass (Comp-Att-Int-TD-Yds)	Rec (Rec-Yds-TD)	P (Att-Yds, Avg.)	FG (FGM Yds)	Tackles (Total)
9/1/07	New Mexico	Terrell Jackson (11-70-1)	Trevor Vittatoe (6-21-0-0-59)	Jeff Moturi (3-22-0)	Kyle Petersen (7-288, 41.1)	Jose Martinez (51)	Quintin Demps (16)
9/8/07	at Texas Tech	Marcus Thomas (22-85-2)	Trevor Vittatoe (12-26-0-2-202)	Joe West (5-101-1)	Kyle Petersen (5-217, 43.4)	Jose Martinez (25)	Braxton Amy (16)
9/15/07	at NM State	Marcus Thomas (21-74-1)	Trevor Vittatoe (15-27-1-1-261)	Jeff Moturi (6-105-1)	Kyle Petersen (5-227, 45.4)	Jose Martinez (22)	Jeremy Jones (13)
9/22/07	Texas Southern	Marcus Thomas (11-105-2)	Trevor Vittatoe (10-16-0-2-199)	Joe West (4-88-0)	Kyle Petersen (5-216, 43.2)	Jose Martinez (23)	Braxton Amy (6)
9/29/07	at SMU	Marcus Thomas (35-207-3)	Trevor Vittatoe (17-33-1-2-255)	Joe West (5-88-0)	Kyle Petersen (5-208, 41.6)	None	Braxton Amy (7)
10/6/07	Tulsa	Marcus Thomas (27-134-3)	Trevor Vittatoe (21-27-0-3-319)	Jeff Moturi (7-174-2)	Kyle Petersen (3-125, 41.7)	None	DaMon Cromartie-Smith (1)
10/13/07	East Carolina	Marcus Thomas (22-103-1)	Trevor Vittatoe (38-55-1-3-409)	Jeff Moturi (12-113-1)	Kyle Petersen (4-158, 39.5)	Jose Martinez (41,42,34,43,45)	Braxton Amy (10)
10/27/07	Houston	Marcus Thomas (28-178-0)	Trevor Vittatoe (8-23-0-3-134)	Jeff Moturi (4-94-2)	Kyle Petersen (4-127, 31.8)	Jose Martinez (57)	Braxton Amy (10)
11/3/07	at Rice	Marcus Thomas (19-51-1)	Trevor Vittatoe (30-57-0-5-373)	Fred Rouse (5-100-1)	Kyle Petersen (6-250, 41.7)	Jose Martinez (39,33)	DaMon Cromartie-Smith (9)
11/10/07	at Tulane	Marcus Thomas (11-124-1)	Trevor Vittatoe (28-43-1-1-308)	Joe West (5-82-0)	Kyle Petersen (3-117, 39.0)	Jose Martinez (42,21)	Braxton Amy (13)
11/17/07	Southern Miss	Marcus Thomas (22-106-2)	Trevor Vittatoe (19-42-1-2-290)	Joe West (7-153-1)	Greg Hiatt (4-193, 48.2)	Jose Martinez (38)	DaMon Cromartie-Smith (13)
11/24/07	at UCF	Terrell Jackson (5-25-0)	Trevor Vittatoe (20-37-2-1-292)	Jeff Moturi (10-116-0)	Greg Hiatt (1-35, 35.0)	Jose Martinez (48,42)	Torrey Huckaby (13)
							Adam Vincent (12)

2008

Date	Opponent	Rush (Att-Yds-TD)	Pass (Comp-Att-Int-TD-Yds)	Rec (Rec-Yds-TD)	P (Att-Yds, Avg.)	FG (FGM Yds)	Tackles (Total)
8/28/08	at Buffalo	Terrell Jackson (18-67-1)	Trevor Vittatoe (20-37-3-1-199)	Jamar Hunt (6-86-0)	Kyle Petersen (3-145, 48.3)	Jose Martinez (27)	DaMon Cromartie-Smith (8)
9/6/08	Texas	Terrell Jackson (17-94-0)	Trevor Vittatoe (25-46-0-1-267)	Kris Adams (3-69-0)	Kyle Petersen (4-157, 39.2)	Jose Martinez (30,49)	Josh Ferguson (8)
9/20/08	NM State	James Thomas II (19-142-2)	James Thomas II (8-15-0-0-60)	Kris Adams (2-47-0)	Kyle Petersen (4-160, 40.0)	Jose Martinez (44,36)	Adam Vincent (10)
9/27/08	UCF	Vernon Frazier (4-73-1)	Trevor Vittatoe (18-32-1-3-263)	Kris Adams (4-128-1)	Kyle Petersen (7-293, 41.9)	Jose Martinez (38,64,42)	Adam Vincent (10)
10/4/08	at Southern Miss	Donald Buckram (12-59-1)	Trevor Vittatoe (25-43-0-4-266)	Tufck Shadrawy (4-66-1)	Kyle Petersen (2-58, 29.0)	Jose Martinez (37,34)	Adam Vincent (11)
10/11/08	Tulane	Donald Buckram (20-107-0)	Trevor Vittatoe (21-32-0-3-296)	Jeff Moturi (4-88-1)	Greg Hiatt (4-163, 40.8)	Jose Martinez (28)	Adam Vincent (12)
10/18/08	at Tulsa	James Thomas II (1-34-1)	Trevor Vittatoe (21-34-0-4-306)	Kris Adams (5-126-1)	Kyle Petersen (8-361, 45.1)	None	Adam Vincent (10)
11/1/08	Rice	James Thomas II (3-43-0)	Trevor Vittatoe (19-37-1-3-265)	Jeff Moturi (5-109-3)	Kyle Petersen (3-122, 40.7)	Jose Martinez (46,39,44)	Adam Vincent (12)
11/8/08	at Louisiana-Lafayette	Terrell Jackson (14-105-0)	Trevor Vittatoe (24-33-1-5-294)	Kris Adams (6-83-2)	Kyle Petersen (3-155, 51.7)	Jose Martinez (28)	George Kelly (9)
11/15/08	SMU	Donald Buckram (7-45-0)	Trevor Vittatoe (21-31-0-3-410)	Kris Adams (5-145-3)	Kyle Petersen (2-80, 40.0)	Jose Martinez (34,48,26,31,23)	Adam Vincent (10)
11/22/08	at Houston	Donald Buckram (9-49-0)	Trevor Vittatoe (27-45-0-4-362)	Kris Adams (6-111-3)	Kyle Petersen (5-249, 49.8)	None	DaMon Cromartie-Smith (14)
11/28/08	at East Carolina	Terrell Jackson (3-44-1)	Trevor Vittatoe (23-41-3-2-313)	Kris Adams (9-116-1)	Kyle Petersen (5-198, 39.6)	None	DaMon Cromartie-Smith (12)

GAME-BY-GAME LEADERS

2009

Date	Opponent	Rush (Att-Yds-TD)	Pass (Comp-Att-Int-TD-Yds)	Rec (Rec-Yds-TD)	P (Att-Yds, Avg.)	FG (FGM Yds)	Tackles (Total)
9/5/09	Buffalo	Donald Buckram (14-108-0)	Trevor Vittatoe (27-45-0-0-233)	Kris Adams (9-98-0)	Greg Hiett (3-127, 42.3)	Logan Barrett (31)	Da'Mon Cromartie-Smith (19)
9/12/09	Kansas	Donald Buckram (9-31-0)	Trevor Vittatoe (14-25-1-1-187)	Donavon Kemp (3-85-1)	Greg Hiett (10-44.3, 44.3)	None	Da'Mon Cromartie-Smith (16)
9/19/09	at New Mexico State	Donald Buckram (14-113-2)	Trevor Vittatoe (15-32-0-0-182)	Jeff Moturi (4-54-0)	Kyle Petersen (1-49, 49.0)	Logan Barrett (29)	Jeremy Springer (10)
9/26/09	at Texas	Donald Buckram (9-46-0)	Trevor Vittatoe (7-22-4-0-38)	Donald Buckram (3-19-0)	Kyle Petersen (2-90, 45.0)	None	Roddray Walker (7)
10/3/09	Houston	Donald Buckram (32-262-4)	Trevor Vittatoe (19-30-0-2-276)	Jeff Moturi (6-127-1)	Greg Hiett (3-139, 46.3)	Logan Barrett (22)	DeShawn Grayson (14) Melvin Stephenson (14)
10/10/09	at Memphis	Donald Buckram (18-58-0)	Trevor Vittatoe (21-40-2-2-319)	Jeff Moturi (5-118-1)	Greg Hiett (5-205, 41.0)	Logan Barrett (38,36)	Clarence Ward (9)
10/21/09	Tulsa	Donald Buckram (26-165-2)	Trevor Vittatoe (17-38-2-1-271)	Donavon Kemp (1-80-1)	Greg Hiett (5-223, 44.6)	Logan Barrett (32,40)	Royzell Smith (14)
10/31/09	UAB	Donald Buckram (28-164-2)	Trevor Vittatoe (24-45-2-2-419)	Jeff Moturi (7-161-0)	Greg Hiett (1-30, 30.0)	Logan Barrett (27,23)	Da'Mon Cromartie-Smith (16)
11/7/09	at Tulane	Donald Buckram (34-234-3)	Trevor Vittatoe (12-26-0-1-226)	Donald Buckram (3-109-1)	Greg Hiett (3-117, 39.0)	Logan Barrett (20)	Da'Mon Cromartie-Smith (11)
11/14/09	at SMU	Donald Buckram (33-241-1)	Trevor Vittatoe (23-40-1-2-396)	Jeff Moturi (5-153-1)	Greg Hiett (3-132, 44.0)	Logan Barrett (33)	Da'Mon Cromartie-Smith (9)
11/21/09	at Rice	Donald Buckram (34-147-3)	Trevor Vittatoe (17-26-1-1-244)	Jeff Moturi (3-57-0)	Greg Hiett (4-196, 49.0)	Logan Barrett (29)	DeShawn Grayson (9)
11/28/09	Marshall	Jason Williams (8-44-0)	Trevor Vittatoe (28-40-0-5-517)	Jeff Moturi (7-179-1)	Greg Hiett (4-158, 39.5)	Logan Barrett (28)	Braxton Amy (9) Da'Mon Cromartie-Smith (9)

2010

Date	Opponent	Rush (Att-Yds-TD)	Pass (Comp-Att-Int-TD-Yds)	Rec (Rec-Yds-TD)	P (Att-Yds, Avg.)	FG (FGM Yds)	Tackles (Total)
9/4/10	Arkansas-Pine Bluff	Joe Banyard (19-94-2)	Trevor Vittatoe (17-27-1-0-229)	James Thomas II (4-52-0)	Ian Campbell (2-75, 37.5)	Dakota Warren (27)	DeShawn Grayson (8)
9/10/10	at Houston	Joe Banyard (10-37-0)	Trevor Vittatoe (30-54-0-3-340)	Kris Adams (7-114-1)	Ian Campbell (3-142, 47.3)	Dakota Warren (22)	Isaiah Carter (12)
9/18/10	New Mexico State	Joe Banyard (11-64-1)	Trevor Vittatoe (19-30-0-5-246)	Kris Adams (3-86-2)	Ian Campbell (2-77, 38.5)	None	Royzell Smith (10)
9/25/10	Memphis	Donald Buckram (13-59-0)	Trevor Vittatoe (16-33-1-0-171)	Marlon McClure (4-48-0)	Ian Campbell (4-134, 33.5)	Dakota Warren (57,50,18)	Jamie Irving (10)
10/2/10	at New Mexico	Joe Banyard (15-90-1)	Trevor Vittatoe (20-37-0-3-264)	Kris Adams (5-141-2)	Ian Campbell (3-142, 47.3)	Dakota Warren (44)	Isaiah Carter (9)
10/9/10	Rice	Donald Buckram (9-47-0)	Trevor Vittatoe (19-32-0-3-327)	Kris Adams (5-134-3)	Ian Campbell (5-278, 55.6)	None	Isaiah Carter (9) Travaun Nixon (9)
10/16/10	at UAB	Donald Buckram (11-38-0)	Trevor Vittatoe (15-33-3-0-169)	Kris Adams (4-44-0)	Ian Campbell (5-251, 50.2)	Dakota Warren (25,20)	DeShawn Grayson (9)
10/23/10	Tulane	Donald Buckram (10-81-1)	Trevor Vittatoe (10-21-2-1-102)	Marlon McClure (4-32-0) Evan Davis (3-32-0)	Ian Campbell (4-171, 42.8)	Dakota Warren (26)	Wiston Jeune (14)
10/30/10	at Marshall	Donald Buckram (16-48-0)	Trevor Vittatoe (22-40-1-1-229)	Kris Adams (6-82-1)	Ian Campbell (2-67, 33.5)	Dakota Warren (38,26)	Wiston Jeune (13)
11/6/10	SMU	Donald Buckram (11-43-0)	Trevor Vittatoe (17-28-0-3-183)	Marlon McClure (4-60-1)	Ian Campbell (4-188, 47.0)	None	Travaun Nixon (8)
11/13/10	at Arkansas	Leilyon Myers (6-71-1)	Trevor Vittatoe (13-21-1-0-151)	Kris Adams (5-148-1)	Ian Campbell (4-164, 41.0)	None	Royzell Smith (12)
11/20/10	at Tulsa	Joe Banyard (20-155-3)	Trevor Vittatoe (14-29-3-3-245)	Corey Trisby (2-47-0)	Ian Campbell (7-324, 46.3)	None	Anthony Morrow (12)
12/18/10	vs. BYU	Joe Banyard (2-11-0)	Trevor Vittatoe (14-29-3-3-245)	Kris Adams (3-153-3)	Ian Campbell (6-287, 47.8)	Dakota Warren (52)	Wiston Jeune (10)

2011

Date	Opponent	Rush (Att-Yds-TD)	Pass (Comp-Att-Int-TD-Yds)	Rec (Rec-Yds-TD)	P (Att-Yds, Avg.)	FG (FGM Yds)	Tackles (Total)
9/3/11	Stony Brook	Joe Banyard (12-17-1)	Nick Lamaison (24-38-2-3-365)	Donavon Kemp (4-114-1)	Ian Campbell (4-219, 54.8)	Dakota Warren (44)	Travaun Nixon (15)
9/10/11	at SMU	Leilyon Myers (5-23-2)	Nick Lamaison (15-26-0-0-142)	Donavon Kemp (6-92-0)	Ian Campbell (4-168, 42.0)	Dakota Warren (34)	DeShawn Grayson (7)
9/17/11	at New Mexico State	Joe Banyard (7-90-0)	Jay Hall (9-28-1-0-124)	Michael Edwards (3-73-0)	Ian Campbell (3-123, 41.0)	Dakota Warren (42,47,37)	Jeremy Springer (9)
9/24/11	at USF	Nathan Jeffery (6-39-0)	Carson Meger (26-40-3-2-240)	Jordan Leslie (2-64-0)	Ian Campbell (4-183, 45.8)	Dakota Warren (24)	DeShawn Grayson (11)
9/29/11	Houston	Joe Banyard (22-240-1)	Nick Lamaison (19-29-1-3-287)	Jordan Leslie (5-64-0)	Ian Campbell (5-253, 50.6)	None	Josh Fely (9)
10/15/11	at Tulane	Joe Banyard (9-97-1)	Nick Lamaison (6-15-2-1-117)	Craig Wenrick (1-66-1)	Ian Campbell (2-91, 45.5)	Dakota Warren (41,39,42)	Wesley Miller (10)
10/22/11	Colorado State	Vernon Frazier (7-167-2)	Nick Lamaison (8-15-1-1-116)	Nathan Jeffery (1-36-1)	Ian Campbell (3-164, 54.7)	Dakota Warren (36)	DeShawn Grayson (11)
10/29/11	Southern Miss	Joe Banyard (8-38-0)	Nick Lamaison (21-35-1-0-194)	Jordan Leslie (1-40-0)	Ian Campbell (7-328, 46.9)	Dakota Warren (25,47)	Antwon Blake (9) Richard Spencer (9)
11/5/11	at Rice	Vernon Frazier (7-52-0)	Nick Lamaison (16-29-2-3-294)	Michael Edwards (7-187-2)	Ian Campbell (4-185, 46.2)	Dakota Warren (33)	Travaun Nixon (11)
11/12/11	East Carolina	Joe Banyard (18-140-1)	Carson Meger (18-27-0-0-155)	Donavon Kemp (2-38-0)	Ian Campbell (2-66, 33.0)	Steven Valadez (46)	Travaun Nixon (8)
11/19/11	Tulsa	Joe Banyard (20-91-1)	Carson Meger (20-34-2-0-204)	Jordan Leslie (7-119-0)	Ian Campbell (4-168, 42.0)	None	Richard Spencer (8)
11/25/11	at UCF	Joe Banyard (14-51-1)	Nick Lamaison (19-35-1-1-190)	Donavon Kemp (2-74-0)	Ian Campbell (6-266, 44.3)	None	Wesley Miller (6)

2012

Date	Opponent	Rush (Att-Yds-TD)	Pass (Comp-Att-Int-TD-Yds)	Rec (Rec-Yds-TD)	P (Att-Yds, Avg.)	FG (FGM Yds)	Tackles (Total)
9/1/12	Oklahoma	Nathan Jeffery (21-177-0)	Nick Lamaison (6-23-0-0-39)	Kevin Perry (1-13-0)	Ian Campbell (8-367, 45.9)	None	Josh Fely (12)
9/8/12	at Ole Miss	Autrey Golden (11-52-0)	Nick Lamaison (21-33-0-1-213)	Michael Edwards (9-88-0)	Ian Campbell (7-301, 43.0)	Steven Valadez (37)	Richard Spencer (13)
9/15/12	New Mexico State	Autrey Golden (12-69-0)	Nick Lamaison (21-32-4-0-300)	Jordan Leslie (7-147-1)	Ian Campbell (5-209, 41.8)	None	A.J. Ropati (11) Richard Spencer (11)
9/22/12	at Wisconsin	Xay Williams (8-53-1)	Nick Lamaison (22-39-0-2-259)	Michael Edwards (7-151-2)	Ian Campbell (7-277, 39.6)	Steven Valadez (45,43)	Drew Thomas (8)
9/29/12	at East Carolina	Nathan Jeffery (27-134-0)	Nick Lamaison (9-27-3-1-143)	Michael Edwards (6-130-0)	Ian Campbell (6-248, 41.3)	Steven Valadez (29)	Aubrey Alexius (12)
10/6/12	SMU	Nathan Jeffery (20-67-0)	Nick Lamaison (9-23-2-0-131)	Jordan Leslie (7-80-0)	Ian Campbell (6-227, 37.8)	None	Drew Thomas (12)
10/11/12	at Tulsa	Josh Bell (9-25-0)	Carson Meger (16-23-1-1-257)	Jordan Leslie (10-218-1)	Ian Campbell (6-303, 50.5)	Steven Valadez (19)	Josh Fely (11) DeShawn Grayson (11)
10/20/12	Tulane	LaQuintus Dowell (11-72-0)	Nick Lamaison (11-16-0-2-157)	Michael Edwards (7-82-2)	Ian Campbell (4-160, 40.0)	Steven Valadez (22)	Drew Thomas (15)
10/27/12	at Houston	Nathan Jeffery (33-137-2)	Blaire Sullivan (6-10-0-2-105)	Jordan Leslie (4-95-1)	Ian Campbell (3-136, 45.3)	None	DeShawn Grayson (12)
11/10/12	UCF	Nathan Jeffery (23-175-2)	Blaire Sullivan (5-11-0-0-79)	Jordan Leslie (2-51-0)	Ian Campbell (3-134, 44.7)	Steven Valadez (20)	Josh Fely (10) Shane Huhn (10)
11/17/12	at Southern Miss	Blaire Sullivan (19-98-1)	Blaire Sullivan (9-17-0-0-155)	Michael Edwards (4-89-0)	Ian Campbell (3-111, 37.0)	Steven Valadez (29,26)	DeMarcus Kizzie (6) A.J. Ropati (6)
11/24/12	Rice	Nathan Jeffery (13-95-1)	Nick Lamaison (8-22-0-2-249)	Jordan Leslie (3-168-1)	Ian Campbell (8-344, 43.0)	Steven Valadez (35)	Josh Fely (16)

GAME-BY-GAME LEADERS

2013

Date	Opponent	Rush (Att-Yds-TD)	Pass (Comp-Att-Int-TD-Yds)	Rec (Rec-Yds-TD)	P (Att-Yds, Avg.)	FG (FGM Yds)	Tackles (Total)
9/7/13	New Mexico	Aaron Jones (11-127-2)	Jameill Showers (15-20-0-1-119)	Ian Hamilton (4-42-0)	Mike Ruggles (4-139, 34.8)	None	Traun Roberson (13)
9/14/13	at NM State	Aaron Jones (22-97-1)	Jameill Showers (18-21-1-1-253)	Jordan Leslie (7-103-0)	Brandon Moss (2-96, 48.0)	None	Demarcus Kizzie (6)
9/21/13	UTSA	Autrey Golden (6-39-0)	Jameill Showers (17-31-0-0-119)	Eric Tomlinson (4-30-0)	Mike Ruggles (2-86, 43.0)	Jay Mattox (28, 24)	Anthony Puente (10)
9/28/13	at Colorado State	Aaron Jones (23-94-0)	Jameill Showers (26-43-0-5-365)	Jordan Leslie (3-130-2)	Mike Ruggles (2-75, 37.5)	None	Three players (7)
10/5/13	LA Tech	Aaron Jones (18-121-0)	Jameill Showers (18-33-1-3-237)	Jordan Leslie (5-114-2)	Mike Ruggles (4-163, 40.8)	None	Richard Spencer (17)
10/12/13	Tulsa	Aaron Jones (15-90-0)	Jameill Showers (12-30-2-1-166)	Jordan Leslie (4-102-1)	Mike Ruggles (3-125, 41.7)	Jay Mattox (45, 34)	Wesley Miller (11)
10/26/13	at Rice	Aaron Jones (29-186-0)	Blaire Sullivan (6-9-1-1-112)	Ian Hamilton (4-108-1)	Mike Ruggles (5-215, 43.0)	None	Devin Cockrell (13)
11/02/13	at #12 Texas A&M	Aaron Jones (22-62-1)	Blaire Sullivan (9-17-3-0-71)	Devin Patterson (1-32)	Mike Ruggles (8-331, 41.4)	None	Demarcus Kizzie (8)
11/09/13	at North Texas	LaQuintus Dowell (6-28-0)	Mack Leftwich (14-20-1-1-128)	Jordan Leslie (4-102-1)	Mike Ruggles (8-362, 45.2)	None	Two players (eight)
11/16/13	FIU	Nathan Jeffery (25-130-2)	Mack Leftwich (3-7-0-1-80)	Jordan Leslie (1-164-1)	Mike Ruggles (4-169, 42.2)	Jay Mattox (34)	Devin Cockrell (10)
11/23/13	at Tulane	Nathan Jeffery (14-47-0)	Mack Leftwich (13-24-1-0-128)	Devin Patterson (3-47-0)	Mike Ruggles (7-236, 37.6)	Jay Mattox (32)	Dashone Smith (10)
11/30/13	at Middle Tennessee	Nathan Jeffery (20-140-2)	Mack Leftwich (14-24-0-1-122)	Craig Wenrick (2-50-0)	Mike Ruggles (7-241, 34.4)	Jay Mattox (41)	Dashone Smith (11)

2014

Date	Opponent	Rush (Att-Yds-TD)	Pass (Comp-Att-Int-TD-Yds)	Rec (Rec-Yds-TD)	P (Att-Yds, Avg.)	FG (FGM Yds)	Tackles (Total)
8/30/14	at New Mexico	Aaron Jones (22-237-3)	Jameill Showers (11-22-0-1-116)	Jarrad Shaw (4-76-1)	Mike Ruggles (2-108, 54.0)	Jay Mattox (23)	Anthony Puente (11)
9/4/14	Texas Tech	Aaron Jones (23-144-2)	Jameill Showers (9-25-0-0-116)	Jarrad Shaw (3-43-0)	Mike Ruggles (6-280, 46.7)	Jay Mattox (22, 27)	Jameel Erving (8)
9/13/14	New Mexico State	Aaron Jones (25-168-2)	Jameill Showers (13-16-1-1-126)	Ian Hamilton (3-45-0)	Mike Ruggles (1-47, 47.0)	None	Nick Usher (9)
9/27/14	at #25 Kansas State	Aaron Jones (19-47-0)	Jameill Showers (18-28-0-4-201)	Ian Hamilton (5-112-2)	Mike Ruggles (7-307, 43.9)	None	Wesley Miller (8)
10/4/14	at LA Tech	Aaron Jones (18-63-0)	Jameill Showers (15-28-3-0-143)	Aaron Jones (4-49-0)	Mike Ruggles (6-286, 47.7)	Jay Mattox (36)	Dashone Smith (10)
10/11/14	Old Dominion	Aaron Jones (18-103-0)	Jameill Showers (17-26-0-2-152)	Autrey Golden (6-70-2)	Mike Ruggles (1-45, 45.0)	None	Dashone Smith (7)
10/25/14	at UTSA	Aaron Jones (21-86-1)	Jameill Showers (12-18-0-2-191)	Jaquan White (1-75-1)	Jay Mattox (7-323, 46.1)	Jay Mattox (20, 47)	Alvin Jones (6)
11/1/14	Southern Miss	Nathan Jeffery (12-57-0)	Jameill Showers (10-23-0-1-127)	Aaron Jones (3-46-0)	Jay Mattox (9-395, 43.9)	None	Five players (five)
11/8/14	at WKU	Josh Bell (18-68-1)	Jameill Showers (9-22-1-0-158)	Ian Hamilton (2-91-0)	Jay Mattox (4-168, 42.0)	Jay Mattox (28, 29)	Two players (five)
		David Hamm (6-68-0)					
11/15/14	North Texas	Aaron Jones (16-177-2)	Jameill Showers (8-11-0-0-87)	Autrey Golden (3-50-0)	Jay Mattox (4-194, 48.5)	None	Jimmy Musgrave (10)
11/21/14	at Rice	Nathan Jeffery (7-27-0)	Jameill Showers (17-30-0-0-209)	Ian Hamilton (4-130-0)	Jay Mattox (6-207, 34.5)	Jay Mattox (33, 28)	Wesley Miller (10)
11/29/14	Middle Tennessee	Aaron Jones (29-147-1)	Jameill Showers (7-13-0-1-106)	Aaron Jones (1-72-1)	Jay Mattox (4-130, 32.5)	Jay Mattox (34)	Wesley Miller (11)
12/20/14	vs. Utah State	Aaron Jones (25-88-0)	Jameill Showers (13-24-1-0-126)	Ian Hamilton (4-79-0)	Jay Mattox (7-270, 38.6)	Jay Mattox (32, 34)	Adrian James (7)

2015

Date	Opponent	Rush (Att-Yds-TD)	Pass (Comp-Att-Int-TD-Yds)	Rec (Rec-Yds-TD)	P (Att-Yds, Avg.)	FG (FGM Yds)	Tackles (Total)
9/5/15	at Arkansas	Aaron Jones (15-70-0)	Mack Leftwich (9-14-1-0-120)	Aaron Jones (6-83-0)	Alan Luna (3-140, 46.7)	Jay Mattox (38,44)	Dashone Smith (7)
9/12/15	at Texas Tech	Aaron Jones (17-139-1)	Mack Leftwich (14-22-0-1-164)	Hayden Plinke (4-87-0)	Alan Luna (7-311, 44.4)	Jay Mattox (24,42)	Nik Needham (6)
9/19/15	at NM State	Darrin Laufasa (8-85-1)	Ryan Metz (15-19-1-3-218)	Tyler Batson (4-61-0)	Alan Luna (5-196, 39.2)	None	Alvin Jones (11)
9/26/15	Incarnate Word	Ryan Metz (8-46-0)	Ryan Metz (20-28-0-2-275)	Hayden Plinke (4-80-0)	Alan Luna (5-227, 45.4)	Jay Mattox (50,32)	Alvin Jones (9)
10/3/15	UTSA	Ryan Metz (8-26-0)	Ryan Metz (22-48-4-1-212)	Jaquan White (6-77-1)	Alan Luna (7-328, 46.9)	None	Jimmy Musgrave (12)
10/10/15	at FIU	Warren Redix (10-52-0)	Kavika Johnson (10-20-0-1-107)	Cole Freytag (2-81-1)	Alan Luna (8-375, 46.9)	Jay Mattox (20)	Nick Usher (8)
10/24/15	Florida Atlantic	LaQuintus Dowell (15-73-0)	Mack Leftwich (20-39-0-3-271)	Tyler Batson (3-143-2)	Alan Luna (3-138, 46.0)	Jay Mattox (35,42)	Alvin Jones (8)
10/31/15	at Southern Miss	LaQuintus Dowell (17-52-1)	Mack Leftwich (16-32-0-0-197)	Jeremiah Laufasa (3-54-0)	Alan Luna (4-188, 47.0)	Jay Mattox (38,26)	Alvin Jones (8)
11/6/15	Rice	Jeremiah Laufasa (15-92-1)	Mack Leftwich (18-36-0-2-231)	Jaquan White (4-90-2)	Alan Luna (4-193, 48.2)	Jay Mattox (24)	Alvin Jones (11)
11/14/15	at Old Dominion	Darrin Laufasa (11-46-0)	Mack Leftwich (21-38-2-3-193)	Warren Redix (4-75-0)	Alan Luna (6-284, 47.3)	Jay Mattox (22)	Alvin Jones (11)
11/21/15	LA Tech	TK Powell (16-124-0)	Ryan Metz (12-25-1-0-121)	Jaquan White (3-65-0)	Alan Luna (6-230, 38.3)	Jay Mattox (37,27)	Alvin Jones (11)
11/28/15	at North Texas	Kavika Johnson (16-75-1)	Kavika Johnson (4-11-0-1-43)	Warren Redix (3-42-1)	Alan Luna (7-275, 39.3)	None	Trey Brown (7)

2016

Date	Opponent	Rush (Att-Yds-TD)	Pass (Comp-Att-Int-TD-Yds)	Rec (Rec-Yds-TD)	P (Att-Yds, Avg.)	FG (FGM Yds)	Tackles (Total)
9/3/16	NM State	Aaron Jones (31-249-2)	Zack Greenlee (15-27-0-3-229)	Cole Freytag (4-95-1)	Alan Luna (5-219, 43.8)	Jay Mattox (23)	Alvin Jones (12)
9/10/16	at Texas	Aaron Jones (18-123-1)	Kavika Johnson (9-15-0-0-42)	Walter Dawn (3-19-0)	Alan Luna (10-376, 37.6)	None	Dante Lovilette (10)
9/17/16	Army	Aaron Jones (11-67-1)	Zack Greenlee (7-15-0-1-106)	Tyler Batson (2-61-0)	Alan Luna (5-209, 41.8)	None	Dante Lovilette (11)
9/24/16	Southern Miss	Aaron Jones (16-127-1)	Zack Greenlee (7-14-2-0-62)	Cole Freytag (1-33-0)	Alan Luna (6-306, 51.0)	None	Mike Sota (9)
10/1/16	at LA Tech	Aaron Jones (20-94-0)	Ryan Metz (20-28-1-1-215)	Eddie Sinegal (6-102-0)	Alan Luna (4-168, 42.0)	None	Nik Needham (8)
							Nick Usher (8)
10/8/16	FIU	Aaron Jones (8-73-2)	Zack Greenlee (17-39-1-1-191)	Cole Freytag (5-68-1)	Alan Luna (5-192, 38.4)	None	Alvin Jones (16)
10/22/16	at UTSA	Aaron Jones (21-113-1)	Ryan Metz (15-23-0-3-211)	Hayden Plinke (4-84-0)	Alan Luna (6-278, 46.3)	Jay Mattox (32)	Devin Cockrell (10)
10/29/16	Old Dominion	Aaron Jones (25-94-1)	Ryan Metz (21-36-1-1-202)	Cole Freytag (7-84-1)	Alan Luna (4-200, 50.0)	None	Dante Lovilette (10)
11/5/16	Houston Baptist	Aaron Jones (14-228-2)	Ryan Metz (16-21-0-3-191)	Hayden Plinke (7-77-2)	Alan Luna (4-114, 28.5)	None	Dante Lovilette (8)
11/12/16	at Florida Atlantic	Aaron Jones (27-229-2)	Ryan Metz (13-19-1-2-118)	Cole Freytag (5-53-0)	Alan Luna (4-146, 36.5)	Jay Mattox (20)	Alvin Jones (8)
							Nik Needham (8)
11/19/16	at Rice	Aaron Jones (14-75-0)	Ryan Metz (19-34-1-2-169)	Aaron Jones (5-51-1)	Alan Luna (7-279, 39.9)	Jay Mattox (37)	Alvin Jones (16)
11/26/16	North Texas	Aaron Jones (24-301-4)	Ryan Metz (12-17-0-2-171)	Hayden Plinke (3-84-1)	Alan Luna (2-55, 27.5)	Jay Mattox (48)	Alvin Jones (12)

Rushing leaders based on net yardage
 Passing leaders based on yardage
 Receiving leaders based on yardage
 Punting leaders based on average
 Tackle leaders taken from press box statistics

YEARLY RESULTS

1914

Won 2, Lost 3, Tied 0
 Tommy Dwyer, Coach
 Independent

Date	Opponent	Result	Score
10/24	YMCA	W	7-6
10/31	at New Mexico State	L	0-19
11/7	at New Mexico Military	L	0-19
11/14	20th Infantry	W	27-0
11/26	at El Paso High	L	0-20

1915

Won 3, Lost 2, Tied 0
 Tommy Dwyer, Coach
 Independent

Date	Opponent	Result	Score
10/7	20th Infantry	W	42-6
10/21	4th Artillery	W	13-6
10/30	at New Mexico State	L	0-34
11/11	2nd Artillery	L	0-14
11/24	at El Paso High	W	0-0

1916

Won 2, Lost 3, Tied 0
 Tommy Dwyer, Coach
 Independent

Date	Opponent	Result	Score
10/21	El Paso High	L	3-14
11/4	at Arizona	L	0-41
11/20	at El Paso High	W	19-0
11/25	at New Mexico State	W	6-3
11/30	New Mexico Military	L	0-79

1917

Won 0, Lost 0, Tied 1
 Tommy Dwyer, Coach
 Independent

Date	Opponent	Result	Score
at El Paso High		T	0-0

1918

No Games Played

1919

Won 2, Lost 4, Tied 0
 Tommy Dwyer, Coach
 Independent

Date	Opponent	Result	Score
10/24	Motor Transport	W	32-0
11/1	at El Paso High	W	15-6
11/8	New Mexico Military	L	7-12
11/15	New Mexico	L	13-57
11/24	at Arizona	L	0-46
11/27	Fort Bliss All-Stars	L	0-0

1920

Won 2, Lost 4, Tied 0
 H.E. Van Surdam, Coach
 Independent

Date	Opponent	Result	Score
10/30	Arizona	L	7-60
11/6	at New Mexico	L	0-78
11/11	New Mexico State	L	7-12
11/19	at New Mexico Military	L	3-41
11/25	Base Hospital	W	28-0
11/30	Aviation Corps	W	3-0

1921

Won 1, Lost 4, Tied 0
 Thomas C. Holiday, Coach
 Independent

Date	Opponent	Result	Score
10/21	Calumus Club	L	0-21
11/5	at Arizona	L	0-74
11/11	New Mexico State	L	0-13
11/19	at New Mexico Military	L	7-27
11/24	Fort Bliss All-Stars	W	14-7

1922

Won 5, Lost 4, Tied 0
 Jack C. Vowell, Coach
 Independent

Date	Opponent	Result	Score
9/30	Arizona	L	0-18
10/6	Commercial Club	L	6-7
10/14	El Paso JC	W	58-0
10/21	Lower Valley	W	40-0
10/28	at New Mexico	L	0-13
11/4	New Mexico Military	W	12-0
11/11	at New Mexico State	L	0-64
11/18	8th Cavalry	W	38-0
11/23	Daniel Baker	W	3-0

1923

Won 3, Lost 4, Tied 0
 Jack C. Vowell, Coach
 Independent

Date	Opponent	Result	Score
10/13	8th Cavalry	W	20-0
10/20	at Arizona	L	7-12
10/27	New Mexico	L	0-3
11/3	at New Mexico Military	L	7-19
11/11	New Mexico State	L	2-23
11/22	at Sul Ross	W	54-2
12/8	at First Division	W	25-6

1924

Won 3, Lost 2, Tied 1
 George B. Powell, Coach
 Independent

Date	Opponent	Result	Score
10/18	Sul Ross	W	32-6
10/25	at New Mexico	L	0-18
11/1	at New Mexico Military	T	6-6
11/8	New Mexico State	L	0-19
11/15	El Paso JC	W	26-0
11/27	Wayland	W	6-2

1925

Won 5, Lost 1, Tied 1
 George B. Powell, Coach
 Independent

Date	Opponent	Result	Score
10/17	at Sul Ross	L	7-31
10/24	New Mexico	W	19-2
10/31	New Mexico Military	W	28-0
11/7	New Mexico State	T	6-6
11/13	El Paso JC	W	12-6
11/21	at Western New Mexico	W	19-0
11/26	Arizona State	W	27-12

1926

Won 3, Lost 4, Tied 0
 George B. Powell, Coach
 Independent

Date	Opponent	Result	Score
10/16	Western New Mexico	W	25-3
10/23	at New Mexico	L	7-19
10/30	at New Mexico Military	W	20-7
11/6	New Mexico State	L	8-10
11/13	Sul Ross	L	0-21
11/20	New Mexico Mines	W	40-0
11/25	at St. Edward's	L	6-32

1927

Won 2, Lost 2, Tied 2
 E.J. Stewart, Coach
 Independent

Date	Opponent	Result	Score
10/6	Arizona	L	6-28
10/22	New Mexico	T	6-6
10/29	New Mexico Military	W	19-3
11/12	New Mexico State	W	19-7
11/19	at Hardin-Simmons	L	19-34
11/24	Arizona State	T	0-0

1928

Won 3, Lost 4, Tied 1
 E.J. Stewart, Coach
 Independent

Date	Opponent	Result	Score
10/5	Western New Mexico	W	68-0
10/13	Southwestern (Texas)	L	7-33
10/20	Arizona State	T	0-0
10/27	Arizona	L	6-12
11/3	Sul Ross	L	0-18
11/9	New Mexico State	W	6-0
11/17	at New Mexico	L	0-33
11/29	Hardin-Simmons	W	13-7

1929

Won 6, Lost 1, Tied 2
 Mack Saxon, Coach
 Independent

Date	Opponent	Result	Score
9/28	New Mexico Mines	W	46-0
10/5	Arizona State	W	31-7
10/19	at Arizona	L	0-19
10/25	Wayland	W	9-6
11/2	at Sul Ross	T	0-0
11/9	New Mexico State	W	8-0
11/16	at New Mexico Military	W	20-14
11/23	Gila College	W	40-0
11/30	St. Edward's	T	0-0

YEARLY RESULTS

1930

Won 7, Lost 1, Tied 1
Mack Saxon, Coach
Independent

Date	Opponent	Result	Score
9/27	at Texas	L	0-28
10/4	Arizona State	W	19-6
10/11	Gila College	W	39-6
10/17	at Texas Tech	W	31-0
10/24	New Mexico Military	W	27-7
11/1	at New Mexico	W	20-13
11/8	Arizona	T	0-0
11/15	at New Mexico State	W	25-0
11/27	Sul Ross	W	25-7

1931

Won 7, Lost 1, Tied 0
Mack Saxon, Coach
Independent

Date	Opponent	Result	Score
9/26	Wayland	W	0-0
10/3	Arizona State	W	27-13
10/9	Sul Ross#	W	26-0
10/17	Hardin-Simmons	L	0-45
10/24	at New Mexico Military	W	31-6
10/31	McMurry	W	18-7
11/11	Texas Tech	W	14-12
11/21	New Mexico State	W	20-0

#Game played in Marfa, Texas

1932

Won 7, Lost 3, Tied 0
Mack Saxon, Coach
Independent

Date	Opponent	Result	Score
10/1	Wayland	W	38-7
10/8	Howard Payne	W	19-7
10/14	at Hardin-Simmons	W	13-2
10/22	New Mexico Military	W	14-12
10/29	at New Mexico State	W	31-6
11/11	at Arizona State	L	14-15
11/19	at Army All-Stars	W	44-7
11/24	St. Edward's	W	27-13
11/28	Oklahoma State	L	7-20
1/2	SMU	L	0-26

1933

Won 3, Lost 5, Tied 1
Mack Saxon, Coach
Independent

Date	Opponent	Result	Score
9/30	at Texas	L	6-22
10/7	at SMU	L	6-27
10/14	Howard Payne	L	0-6
10/21	at New Mexico Military	T	6-6
10/28	Texas Tech	L	0-12
11/4	New Mexico State	W	9-0
11/11	Sul Ross	W	34-0
11/18	Hardin-Simmons	W	10-6
11/24	at St. Edward's	L	0-6

1934

Won 4, Lost 4, Tied 0
Mack Saxon, Coach
Independent

Date	Opponent	Result	Score
9/29	Daniel Baker	W	34-7
10/5	at West Texas State	L	7-20
10/13	New Mexico	L	15-21
10/20	New Mexico Military	W	24-0
11/2	at Texas Tech	L	0-27
11/10	at Sul Ross	L	12-13
11/17	Hardin-Simmons	W	13-3
11/29	St. Edward's	W	27-13

1935

Won 1, Lost 8, Tied 0
Mack Saxon, Coach
Border Conference: Won 0, Lost 3, Tied 0

Date	Opponent	Result	Score
9/28	at New Mexico*	L	0-20
10/5	St. Mary's (Texas)	L	0-38
10/12	at New Mexico Military	L	7-13
10/19	Sul Ross	L	7-19
10/26	West Texas State	L	0-14
11/11	at Arizona State*	L	0-14
11/17	Western New Mexico	W	9-7
11/23	at Hardin-Simmons	L	0-46
11/28	at New Mexico State*	L	0-7

*Border Conference game

1936

Won 5, Lost 3, Tied 1
Mack Saxon, Coach
Border Conference: Won 2, Lost 1, Tied 1

Date	Opponent	Result	Score
9/26	West Texas State	L	7-13
10/3	New Mexico Military	W	13-6
10/17	New Mexico*	W	12-7
10/24	at Sul Ross	W	6-0
10/31	at Northern Arizona*	T	0-0
11/7	at Western New Mexico	W	21-0
11/14	Arizona State*	L	0-19
11/26	New Mexico State*	W	27-7
1/1	Hardin-Simmons+	L	6-34

+Sun Bowl

*Border Conference game

1937

Won 7, Lost 1, Tied 2
Mack Saxon, Coach
Border Conference: Won 2, Lost 1, Tied 1

Date	Opponent	Result	Score
9/24	at New Mexico State*	L	0-14
10/1	at New Mexico Military	W	19-3
10/9	West Texas State	W	16-14
10/16	at New Mexico*	T	7-7
10/23	at Santa Barbara	T	13-13
10/30	Greeley State	W	20-0
11/6	Northern Arizona*	W	53-13
11/11	at Arizona State*	W	19-0
11/20	Sul Ross	W	34-20
11/27	St. Edward's	W	34-7

*Border Conference game

1938

Won 6, Lost 3, Tied 0
Mack Saxon, Coach
Border Conference: Won 3, Lost 2, Tied 0

Date	Opponent	Result	Score
10/1	New Mexico Military	W	26-0
10/8	Greeley State	W	32-0
10/15	New Mexico*	W	7-6
10/22	Texas Tech#*	L	7-14
10/29	at St. Mary's (Texas)	L	6-13
11/11	at Arizona*	W	26-14
11/19	Arizona State*	W	14-6
11/24	at New Mexico State*	L	9-13
12/3	at Fresno State	W	26-6

Game played in Odessa, Texas

*Border Conference game

1939

Won 5, Lost 4, Tied 0
Mack Saxon, Coach
Border Conference: Won 3, Lost 2, Tied 0

Date	Opponent	Result	Score
9/23	Texas Tech*	W	7-2
9/30	at Fresno State	L	7-0
10/7	at Hardin-Simmons	L	0-12
10/13	at New Mexico*	L	0-14
10/21	Wichita	W	17-0
10/25	at Arizona State*	L	7-27
11/11	Arizona*	W	14-6
11/18	Louisiana Tech	W	27-0
11/25	at New Mexico State*	W	34-0

*Border Conference game

1940

Won 4, Lost 4, Tied 1
Mack Saxon, Coach
Border Conference: Won 3, Lost 1, Tied 1

Date	Opponent	Result	Score
9/21	at Northern Arizona*	W	28-7
9/28	North Dakota	W	20-6
10/5	at Louisiana Tech	L	7-19
10/12	Hardin-Simmons#	L	6-14
10/19	New Mexico*	W	9-7
10/26	Arizona State*	T	0-0
11/3	Arizona*	L	13-20
11/11	at Fresno State	L	6-16
11/30	New Mexico State*	W	40-26

Game played in Odessa, Texas

*Border Conference game

1941

Won 4, Lost 5, Tied 1
Mack Saxon, Coach
Border Conference: Won 3, Lost 4, Tied 0

Date	Opponent	Result	Score
9/27	Louisiana Tech	T	0-0
10/4	at New Mexico*	L	14-16
10/11	260th Coast Artillery	W	54-6
10/17	Loyola-Marymount	L	6-20
10/25	at Hardin-Simmons*	L	14-44
11/1	at Arizona*	L	14-33
11/8	at Arizona State*	W	28-0
11/15	West Texas State*	L	7-40
11/22	at New Mexico State*	W	40-13
11/29	Northern Arizona*	W	23-20

*Border Conference game

YEARLY RESULTS

1942

Won 5, Lost 4, Tied 0

Walter Milner, Coach

Border Conference: Won 4, Lost 3, Tied 0

Date	Opponent	Result	Score
9/27	at Louisiana Tech	L	0-20
10/2	New Mexico*	W	7-0
10/9	Abilene Christian	W	20-14
10/17	at West Texas State*	L	0-7
10/24	Hardin-Simmons*	L	0-39
10/31	at Northern Arizona*	W	20-0
11/7	Arizona State*	W	40-6
11/14	Arizona*	L	0-7
11/21	New Mexico State*	W	61-6

1943-45

No Games Played

1946

Won 3, Lost 6, Tied 0

Jack Curtice, Coach

Border Conference: Won 2, Lost 4, Tied 0

Date	Opponent	Result	Score
9/27	Drake	L	2-7
10/12	at Arizona*	L	13-26
10/19	West Texas State*	W	26-20
10/26	Houston	W	20-7
11/2	at New Mexico*	L	13-21
11/9	at Arizona State*	W	34-20
11/16	Hardin-Simmons*	L	7-20
11/22	Brigham Young	L	13-14
11/28	New Mexico State*	L	7-14

*Border Conference game

1947

Won 5, Lost 3, Tied 1

Jack Curtice, Coach

Border Conference: Won 2, Lost 3, Tied 1

Date	Opponent	Result	Score
9/19	at Drake	W	19-7
9/26	Kansas State	W	20-6
10/4	Northern Arizona	W	40-0
10/11	at West Texas State*	L	0-14
10/18	Arizona*	L	13-14
11/1	New Mexico*	T	20-20
11/8	Arizona State*	W	21-0
11/15	at Hardin-Simmons*	L	0-18
11/22	New Mexico State*	W	26-0

*Border Conference game

1948

Won 8, Lost 2, Tied 1

Jack Curtice, Coach

Border Conference: Won 4, Lost 1, Tied 1

Date	Opponent	Result	Score
9/18	McMurry	W	33-14
9/25	Houston	W	35-7
10/9	West Texas State*	W	21-7
10/15	Brigham Young	W	34-20
10/23	at New Mexico*	W	27-13
10/30	Hardin-Simmons*	T	27-27
11/6	at Texas Tech*	L	6-46
11/13	at Arizona*	W	25-14
11/25	New Mexico State*	W	92-7
12/4	at Hawaii	W	49-6
1/1	West Virginia+	L	12-21

+Sun Bowl

*Border Conference game

1949

Won 8, Lost 2, Tied 1

Jack Curtice, Coach

Border Conference: Won 4, Lost 2, Tied 0

Date	Opponent	Result	Score
9/17	at Brigham Young	W	47-6
9/24	John Carroll	W	33-7
10/1	Hawaii	W	14-7
10/8	at West Texas State*	W	34-7
10/15	at Arizona*	W	28-0
10/22	New Mexico*	W	7-0
10/29	at Hardin-Simmons*	L	14-33
11/5	Texas Tech*	L	0-13
11/12	at West Virginia	T	13-13
11/25	New Mexico State*	W	69-7
1/1	Georgetown+	W	33-20

+Sun Bowl

*Border Conference game

1950

Won 7, Lost 3, Tied 0

Mike Brumbelow, Coach

Border Conference: Won 4, Lost 2, Tied 0

Date	Opponent	Result	Score
9/16	at Cincinnati	L	0-32
9/23	New Mexico State*	W	40-0
10/7	Idaho	W	43-33
10/14	Arizona*	W	14-13
10/21	at New Mexico*	W	48-13
10/28	at Texas Tech*	L	7-61
11/4	West Texas State*	L	12-40
11/11	Hardin-Simmons*	W	21-20
11/25	West Virginia	W	48-7
12/1	at Hawaii	W	46-13

*Border Conference game

1951

Won 3, Lost 7, Tied 0

Mike Brumbelow, Coach

Border Conference: Won 3, Lost 4, Tied 0

Date	Opponent	Result	Score
9/22	North Texas State	L	0-33
9/29	New Mexico State*	W	41-7
10/6	at Abilene Christian	L	13-20
10/13	at Arizona*	L	15-19
10/20	New Mexico*	W	32-7
10/27	at Cincinnati	L	18-53
11/3	Texas Tech*	L	7-27
11/9	at Hardin-Simmons*	L	0-46
11/17	Arizona State*	L	13-23
11/24	at West Texas State*	W	13-6

*Border Conference game

1952

Won 5, Lost 5, Tied 1

Mike Brumbelow, Coach

Border Conference: Won 2, Lost 3, Tied 1

Date	Opponent	Result	Score
9/20	North Texas State#	L	14-27
9/27	Sul Ross	W	42-0
10/4	Hawaii	W	42-25
10/11	at Texas Tech*	W	20-14
10/18	at New Mexico State*	T	20-20
10/25	New Mexico	L	13-14
11/1	at Midwestern	W	13-7
11/8	Hardin-Simmons*	L	26-27
11/15	Arizona*	L	7-55
11/22	at Arizona State*	L	0-39
11/27	West Texas State*	W	7-3

#Game played in Odessa, Texas

*Border Conference game

1953

Won 8, Lost 2, Tied 0

Mike Brumbelow, Coach

Border Conference: Won 4, Lost 2, Tied 0

Date	Opponent	Result	Score
9/19	Sul Ross	W	26-7
9/26	Texas Tech*	L	6-27
10/3	Arizona State*	W	28-27
10/17	New Mexico State*	W	39-0
10/24	North Texas State	W	26-21
10/31	Midwestern	W	27-7
11/7	at Hardin-Simmons*	L	13-14
11/14	at Arizona*	W	28-20
11/28	at West Texas State*	W	27-7
1/1	Southern Mississippi+	W	37-14

+Sun Bowl

*Border Conference game

YEARLY RESULTS

1954

Won 8, Lost 3, Tied 0

Mike Brumbelow, Coach

Border Conference: Won 3, Lost 2, Tied 0

Date	Opponent	Result	Score
9/18	Sul Ross	W	35-14
9/25	McMurry	W	27-6
10/2	at Arizona State*	L	27-34
10/9	at Texas Tech*	L	28-55
10/16	Trinity (Texas)	L	14-20
10/23	at North Texas State	W	6-0
10/30	at New Mexico State*	W	12-7
11/6	Hardin-Simmons*	W	20-7
11/13	Arizona*	W	41-21
11/25	West Texas State*	W	33-13
1/1	Florida State+	W	47-20

+Sun Bowl

*Border Conference game

1955

Won 6, Lost 2, Tied 2

Mike Brumbelow, Coach

Border Conference: Won 4, Lost 2, Tied 1

Date	Opponent	Result	Score
9/24	North Texas State	T	7-7
10/1	at New Mexico	W	34-0
10/8	Texas Tech*	T	27-27
10/15	at Arizona*	W	29-0
10/22	at Wichita State*	W	28-12
10/29	New Mexico State*	W	41-6
11/4	at Hardin-Simmons*	L	21-23
11/12	Arizona State*	L	13-20
11/19	West Texas State*	W	13-6
11/25	at Trinity (Texas)	W	14-13

*Border Conference game

1956

Won 9, Lost 2, Tied 0

Mike Brumbelow, Coach

Border Conference: Won 6, Lost 0, Tied 0

Date	Opponent	Result	Score
9/22	at Texas Tech*	W	17-13
9/29	Abilene Christian	W	20-0
10/6	New Mexico	W	34-0
10/13	Arizona*	W	28-6
10/20	at North Texas State	L	6-13
10/26	at New Mexico State*	W	51-7
11/3	Hardin-Simmons*	W	51-13
11/10	at Arizona State*	W	28-0
11/17	at West Texas State*	W	16-13
11/24	Trinity (Texas)	W	54-0
1/1	16 George Washington+	L	0-13

+Sun Bowl

*Border Conference game

1957

Won 6, Lost 3, Tied 0

Ben Collins, Coach

Border Conference: Won 3, Lost 2, Tied 0

Date	Opponent	Result	Score
9/21	North Texas State	W	14-13
9/28	West Texas State*	W	20-12
10/5	at New Mexico	W	15-13
10/12	Texas Tech	W	26-14
10/26	New Mexico State*	W	42-12
11/2	at Hardin-Simmons*	L	20-33
11/9	Arizona State*	L	7-43
11/16	at Arizona*	W	51-14
11/23	at Trinity (Texas)	L	7-14

*Border Conference game

1958

Won 2, Lost 7, Tied 0

Ben Collins, Coach

Border Conference: Won 1, Lost 4, Tied 0

Date	Opponent	Result	Score
9/20	at North Texas State	L	8-26
9/27	New Mexico	W	15-6
10/4	Abilene Christian	L	6-14
10/11	at West Texas State*	W	29-12
10/25	at New Mexico State*	L	16-17
11/1	Hardin-Simmons*	L	6-14
11/8	at Arizona State*	L	0-27
11/15	Arizona*	L	12-14
11/22	Trinity (Texas)	L	0-49

*Border Conference game

1959

Won 3, Lost 7, Tied 0

Ben Collins, Coach

Border Conference: Won 2, Lost 3, Tied 0

Date	Opponent	Result	Score
9/19	Mexico	W	43-8
9/26	North Texas State	L	7-31
10/3	at New Mexico	L	7-17
10/10	West Texas State*	W	13-12
10/17	at Trinity (Texas)	L	20-21
10/24	New Mexico State*	W	20-15
10/31	at Hardin-Simmons*	L	14-25
11/7	Arizona State*	L	7-20
11/14	Abilene Christian	L	22-28
11/21	at Arizona*	L	0-14

*Border Conference game

1960

Won 4, Lost 5, Tied 1

Ben Collins, Coach

Border Conference: Won 2, Lost 3, Tied 0

Date	Opponent	Result	Score
9/17	Utah State	L	7-20
9/24	at North Texas State	T	16-16
10/1	New Mexico	W	23-17
10/8	at West Texas State*	W	6-3
10/15	Trinity (Texas)	W	41-14
10/29	Hardin-Simmons*	W	45-6
11/5	at Arizona State*	L	0-24
11/12	Arizona*	L	14-28
11/19	Bowling Green	L	0-21
11/26	at 15 New Mexico State*	L	15-27

*Border Conference game

1961

Won 3, Lost 7, Tied 0

Ben Collins, Coach

Border Conference: Won 1, Lost 3, Tied 0

Date	Opponent	Result	Score
9/16	at Utah State	L	6-21
9/30	West Texas State*	L	27-56
10/7	at New Mexico	L	6-7
10/14	McMurry	W	20-16
10/21	at Trinity (Texas)	W	19-14
10/28	New Mexico State*	L	6-42
11/4	at Hardin-Simmons*	W	35-7
11/11	Arizona State*	L	28-48
11/18	at Arizona	L	15-48
11/25	North Texas State	L	14-24

*Border Conference game

1962

Won 4, Lost 5, Tied 0

Bum Phillips, Coach

Independent

Date	Opponent	Result	Score
9/22	at North Texas State	L	6-19
9/29	at West Texas State	L	0-49
10/6	New Mexico	W	16-14
10/13	Wyoming	L	6-14
10/27	at Arizona State	L	7-35
11/3	Hardin-Simmons	W	7-6
11/10	at New Mexico State	W	21-0
11/17	Arizona	L	0-7
11/22	Trinity (Texas)	W	21-0

1963

Won 3, Lost 7, Tied 0

Warren Harper, Coach

Independent

Date	Opponent	Result	Score
9/21	North Texas State	W	34-7
9/28	at New Mexico	L	7-23
10/5	New Mexico State	W	14-13
10/12	at Arizona	L	7-13
10/19	Arizona State	L	0-27
10/26	at Colorado State	L	14-21
11/9	at Xavier	L	0-24
11/16	Texas Tech	L	3-7
11/30	West Texas State	W	13-0
12/7	Wyoming	L	6-7

1964

Won 0, Lost 8, Tied 2

Warren Harper, Coach

Independent

Date	Opponent	Result	Score
9/19	at North Texas State	T	0-0
10/3	at West Texas State	L	0-14
10/10	at Arizona State	L	13-42
10/17	at Wyoming	L	6-20
10/24	Brigham Young	T	18-18
10/31	Utah	L	0-41
11/7	New Mexico	L	12-20
11/14	Arizona	L	0-14
11/21	at New Mexico State	L	7-13
11/26	Colorado State	L	8-35

YEARLY RESULTS

1965 (8-3) - Bobby Dobbs, Head Coach

Teams	Score	Date	First Downs	- Rushing - Att.	Yards	-Passing- Com-Att-Int-TD	Yards	-Passing- Plays	Total Offense	Fum.	Pen.	Time Poss.	Avg. Pos.	Third Downs
@ Texas Western	W 61-15	9/18/65	20	29	31	25-40-3-5	634	69	665	2-2	4-46	N/A	N/A	N/A
North Texas		22,515	9	28	42	18-42-2-1	144	70	186	3-1	3-11	N/A	N/A	N/A
Texas Western	W 35-14	9/25/65	16	24	56	16-35-3-5	297	59	353	1-1	4-57	N/A	N/A	N/A
@ New Mexico		29,952	13	59	193	8-25-2-0	61	85	254	5-2	4-30	N/A	N/A	N/A
@ Texas Western	W 21-6	10/2/65	17	23	(-14)	18-43-3-2	309	66	295	1-1	9-113	N/A	N/A	N/A
New Mexico State		29,052	13	29	102	15-46-2-0	159	75	261	1-1	5-44	N/A	N/A	N/A
@ Texas Western	W 35-10	10/9/65	27	31	128	25-54-3-1	364	85	492	4-3	8-65	N/A	N/A	N/A
Colorado State		20,102	17	44	196	9-28-1-0	81	72	277	2-1	8-82	N/A	N/A	N/A
Texas Western	L 14-38	10/16/65	10	30	(-72)	14-47-3-2	249	77	147	4-3	0-0	N/A	N/A	N/A
@ Wyoming		16,742	18	46	187	13-27-1-3	170	73	357	4-3	5-79	N/A	N/A	N/A
@ Texas Western	L 20-28	10/30/65	19	18	65	25-53-3-0	326	71	391	1-0	8-92	N/A	N/A	N/A
Arizona State		24,753	13	54	157	12-20-0-1	138	74	295	3-2	4-35	N/A	N/A	N/A
Texas Western	L 3-10	11/6/65	15	34	24	19-46-0-0	209	80	233	3-2	5-45	N/A	N/A	N/A
@ Arizona		24,500	8	50	83	9-15-3-0	71	65	154	3-2	11-90	N/A	N/A	N/A
Texas Western	W 20-19	11/13/65	7	24	36	8-27-4-1	195	51	231	4-4	6-40	N/A	N/A	N/A
@ Utah		8,833	18	71	210	7-19-2-1	88	90	298	2-2	3-36	N/A	N/A	N/A
@ Texas Western	W 57-33	11/20/65	21	35	127	21-45-2-4	273	80	400	4-2	9-96	N/A	N/A	N/A
Xavier		20,144	17	33	73	21-52-3-3	268	85	341	3-1	7-79	N/A	N/A	N/A
@ Texas Western	W 38-21	11/27/65	24	33	61	29-56-2-2	355	89	416	4-4	6-71	N/A	N/A	N/A
West Texas State		14,767	14	25	15	18-45-5-2	315	70	330	1-1	4-27	N/A	N/A	N/A
@ Texas Western	W 13-12	12/31/65	14	24	12	21-34-3-1	208	58	220	2-0	3-45	N/A	N/A	N/A
TCU+		27,450	18	50	100	15-28-3-1	148	78	248	4-3	5-35	N/A	N/A	N/A

+ 1965 Sun Bowl, El Paso, Texas

1966 (6-4) - Bobby Dobbs, Head Coach

Teams	Score	Date	First Downs	- Rushing - Att.	Yards	-Passing- Com-Att-Int-TD	Yards	-Passing- Plays	Total Offense	Fum.	Pen.	Time Poss.	Avg. Pos.	Third Downs
Texas Western	L 26-30	9/17/66	17	23	41	15-45-3-3	256	68	297	3-2	7-85	N/A	N/A	N/A
@ Arizona State		39,367	16	50	(-13)	17-31-0-3	200	81	187	3-2	3-25	N/A	N/A	N/A
Texas Western	L 9-12	9/24/66	17	30	(-44)	25-49-1-1	300	79	256	3-0	9-80	N/A	N/A	N/A
@ North Texas		10,500	10	34	48	18-41-3-1	217	75	265	3-1	14-108	N/A	N/A	N/A
@ Texas Western	W 51-3	10/1/66	16	40	115	14-32-0-2	196	72	311	2-1	8-63	N/A	N/A	N/A
New Mexico		34,453	5	42	90	5-20-4-0	47	62	137	2-1	10-70	N/A	N/A	N/A
Texas Western	W 9-3	10/8/66	17	35	106	16-34-2-1	192	69	298	1-0	4-27	N/A	N/A	N/A
@ West Texas State		19,400	10	45	122	10-23-5-0	65	68	187	2-1	11-70	N/A	N/A	N/A
@ Texas Western	W 68-21	10/15/66	24	32	82	25-42-1-7	492	74	574	7-4	6-69	N/A	N/A	N/A
Texas-Arlington		25,624	6	35	89	10-27-4-0	101	62	190	2-2	4-33	N/A	N/A	N/A
@ Texas Western	W 35-0	10/22/66	19	43	82	14-32-4-1	167	75	249	4-3	12-83	N/A	N/A	N/A
San Jose State		28,263	5	32	(-106)	8-31-3-0	96	63	(-10)	5-1	10-60	N/A	N/A	N/A
Texas Western	L 33-53	11/5/66	21	25	122	21-46-1-2	291	71	413	2-2	5-28	N/A	N/A	N/A
@ BYU		30,284	33	36	153	32-53-4-5	548	89	701	3-1	13-109	N/A	N/A	N/A
@ Texas Western	L 7-31	11/12/66	8	40	(-31)	10-29-1-1	126	69	95	1-1	8-52	N/A	N/A	N/A
Wyoming		29,174	18	44	196	14-27-1-2	216	71	412	2-1	10-133	N/A	N/A	N/A
@ Texas Western	W 28-14	11/19/66	18	30	204	11-18-1-3	219	68	423	3-2	8-57	N/A	N/A	N/A
New Mexico State		25,521	17	32	122	20-40-3-1	139	72	251	2-2	7-54	N/A	N/A	N/A
@ Texas Western	W 27-20	11/26/66	14	36	110	14-33-1-2	170	69	280	4-3	4-30	N/A	N/A	N/A
Utah		16,527	9	52	48	4-12-0-2	95	64	143	4-2	10-85	N/A	N/A	N/A

1967 (7-2-1) - Bobby Dobbs, Head Coach

Teams	Score	Date	First Downs	- Rushing - Att.	Yards	-Passing- Com-Att-Int-TD	Yards	-Passing- Plays	Total Offense	Fum.	Pen.	Time Poss.	Avg. Pos.	Third Downs
@ UTEP	W 50-14	9/16/67	22	38	187	23-45-3-3	254	83	441	2-2	7-55	N/A	N/A	N/A
UC-Santa Barbara		29,642	11	36	126	15-34-4-2	168	70	294	4-2	7-54	N/A	N/A	N/A
UTEP	L 32-33	10/7/67	13	39	0	17-44-5-1	246	83	246	3-2	8-62	N/A	N/A	N/A
@ Arizona State		39,142	16	36	204	9-30-5-3	212	73	416	1-1	10-100	N/A	N/A	N/A
UTEP	T 9-9	10/14/67	23	50	150	16-37-3-0	247	97	397	4-2	5-65	N/A	N/A	N/A
@ Arizona		37,000	8	35	61	6-22-0-1	74	69	135	3-1	13-153	N/A	N/A	N/A
@ UTEP	W 47-17	10/21/67	13	41	179	15-31-5-6	302	72	481	1-0	10-91	N/A	N/A	N/A
BYU		26,054	13	36	194	21-51-2-2	200	87	394	5-3	1-65	N/A	N/A	N/A
UTEP	W 75-12	10/27/67	15	23	39	16-37-1-7	510	60	549	3-2	3-27	N/A	N/A	N/A
@ New Mexico		9,635	24	30	43	37-66-4-1	401	96	444	5-4	7-78	N/A	N/A	N/A
@ UTEP	W 46-24	11/4/67	22	27	83	24-52-2-4	426	79	509	2-0	11-100	N/A	N/A	N/A
New Mexico State		28,233	18	47	122	14-39-2-1	197	86	319	3-0	6-81	N/A	N/A	N/A
@ UTEP	W 17-0	11/11/67	19	28	64	17-45-1-2	294	73	358	3-1	11-115	N/A	N/A	N/A
Colorado State		22,218	14	57	168	7-22-0-0	44	79	212	2-2	8-90	N/A	N/A	N/A
@ UTEP	L 19-21	11/18/67	12	31	18	13-34-1-3	182	65	200	3-2	7-35	N/A	N/A	N/A
#6 Wyoming		35,023	18	45	93	22-37-2-1	256	82	349	3-2	4-70	N/A	N/A	N/A
UTEP	W 28-8	11/25/67	22	28	53	23-42-4-2	249	70	302	1-0	10-83	N/A	N/A	N/A
@ Utah		15,843	13	32	40	11-41-2-0	127	71	167	2-2	5-31	N/A	N/A	N/A
@ UTEP	W 14-7	12/30/67	16	47	75	16-35-1-1	201	72	276	0-0	9-92	N/A	N/A	N/A
Mississippi+		34,685	6	31	38	12-23-1-0	71	54	109	4-3	5-33	N/A	N/A	N/A

+ 1967 Sun Bowl, El Paso, Texas

YEARLY RESULTS

1968 (4-5-1, 3-3 WAC/4th) - Bobby Dobbs, Head Coach

Teams	Score	Date	First Downs	- Rushing - Att.	Yards	-Passing- Com-Att-Int-TD	Yards	-Passing- Plays	Total Offense	Fum.	Pen.	Time Poss.	Avg. Pos.	Third Downs
@ UTEP	T 14-14	9/14/68	20	28	81	29-65-0-2	342	93	423	2-2	8-90	N/A	N/A	N/A
UC-Santa Barbara		26,820	20	51	191	20-37-1-1	195	88	386	4-3	7-72	N/A	N/A	N/A
@ UTEP	W 44-15	9/21/68	19	42	143	16-36-2-2	252	78	395	1-0	9-75	N/A	N/A	N/A
New Mexico*		25,220	18	53	64	13-25-1-1	239	78	303	8-5	9-70	N/A	N/A	N/A
UTEP	L 19-31	9/28/68	17	45	(-37)	18-41-2-3	307	75	270	4-2	5-49	N/A	N/A	N/A
@ #17 Arizona State*		42,073	16	57	242	24-40-0-1	89	82	331	2-0	13-139	N/A	N/A	N/A
UTEP	L 0-25	10/5/68	10	36	27	14-41-7-0	159	77	186	1-1	8-73	N/A	N/A	N/A
@ Arizona*		37,300	17	47	134	15-34-1-0	218	81	352	4-4	5-40	N/A	N/A	N/A
@ UTEP	L 21-22	10/12/68	18	46	92	17-43-3-0	274	89	366	4-3	7-53	N/A	N/A	N/A
Long Beach State		20,102	5	36	42	8-22-1-2	139	58	181	3-1	9-85	N/A	N/A	N/A
@ UTEP	W 30-14	10/19/68	19	53	179	15-32-3-3	271	85	450	7-4	5-45	N/A	N/A	N/A
New Mexico State		25,320	12	43	174	5-27-4-0	76	70	250	4-3	2-30	N/A	N/A	N/A
UTEP	W 31-25	10/26/68	23	27	(-29)	27-48-0-3	477	75	448	1-1	3-15	N/A	N/A	N/A
@ BYU*		27,010	22	55	249	11-30-0-1	135	85	384	1-1	8-63	N/A	N/A	N/A
@ UTEP	L 31-34	11/9/68	25	33	59	28-52-0-4	401	85	460	4-1	6-56	N/A	N/A	N/A
North Texas		20,160	20	46	137	20-38-1-5	376	84	513	2-1	4-40	N/A	N/A	N/A
@ UTEP	L 19-26	11/16/68	16	20	(-60)	19-56-4-3	227	76	167	1-1	1-3	N/A	N/A	N/A
#20 Wyoming*		25,874	13	66	216	5-13-2-1	70	79	286	2-2	9-136	N/A	N/A	N/A
@ UTEP	W 23-19	11/23/68	19	39	141	16-41-0-0	174	80	315	3-2	6-60	N/A	N/A	N/A
Colorado State*		13,125	21	58	255	10-29-1-1	127	87	382	2-0	10-106	N/A	N/A	N/A

* Western Athletic Conference (WAC) game

1969 (4-6, 2-5 WAC/6th) - Bobby Dobbs, Head Coach

Teams	Score	Date	First Downs	- Rushing - Att.	Yards	-Passing- Com-Att-Int-TD	Yards	-Passing- Plays	Total Offense	Fum.	Pen.	Time Poss.	Avg. Pos.	Third Downs
@ UTEP	W 14-10	9/13/69	19	50	207	10-25-3-1	188	75	395	3-2	5-45	N/A	N/A	N/A
Pacific		22,135	19	46	132	17-40-2-0	243	86	375	1-1	11-104	N/A	N/A	N/A
UTEP	W 21-6	9/27/69	13	41	200	8-21-3-1	147	62	347	4-3	8-98	N/A	N/A	N/A
@ New Mexico*		22,024	17	63	156	5-29-0-0	48	92	204	4-3	5-44	N/A	N/A	N/A
@ UTEP	L 6-24	10/4/69	21	34	44	23-56-3-0	351	90	395	0-0	9-96	N/A	N/A	N/A
Utah*		22,470	20	62	267	8-25-1-1	89	87	356	5-2	3-25	N/A	N/A	N/A
UTEP	L 9-37	10/11/69	15	36	(-3)	13-38-3-0	210	74	207	3-1	4-51	N/A	N/A	N/A
@ 18 Wyoming*		11,463	23	51	146	24-40-0-2	234	91	380	1-1	10-132	N/A	N/A	N/A
UTEP	L 10-26	10/18/69	17	37	152	23-53-4-0	229	90	381	4-2	6-65	N/A	N/A	N/A
@ Arizona*		30,000	19	59	234	10-24-1-1	144	83	378	5-3	9-126	N/A	N/A	N/A
@ UTEP	L 7-30	10/25/69	17	44	46	12-32-4-1	166	78	212	1-1	5-45	N/A	N/A	N/A
BYU*		18,581	11	50	153	4-16-0-1	82	66	235	4-2	13-137	N/A	N/A	N/A
UTEP	W 17-16	11/1/69	15	43	153	15-41-0-1	184	84	337	2-2	3-50	N/A	N/A	N/A
@ Colorado State*		11,340	12	48	210	5-18-1-0	42	66	252	5-2	5-47	N/A	N/A	N/A
@ UTEP	L 38-41	11/8/69	23	30	121	25-52-3-1	348	82	469	2-1	10-81	N/A	N/A	N/A
New Mexico State		17,640	18	60	231	9-21-3-3	165	81	396	5-1	2-25	N/A	N/A	N/A
@ UTEP	L 19-42	11/15/69	23	40	(-5)	22-60-2-1	307	100	302	3-1	6-73	N/A	N/A	N/A
Arizona State*		16,362	20	54	384	10-25-1-1	138	79	522	3-2	18-171	N/A	N/A	N/A
@ UTEP	W 17-10	11/29/69	20	67	243	7-23-4-0	95	90	338	4-2	7-43	N/A	N/A	N/A
Xavier		17,306	7	39	65	5-24-2-1	100	63	165	2-1	11-60	N/A	N/A	N/A

* Western Athletic Conference (WAC) game

1970 (6-4, 4-3 WAC/4th) - Bobby Dobbs, Head Coach

Teams	Score	Date	First Downs	- Rushing - Att.	Yards	-Passing- Com-Att-Int-TD	Yards	-Passing- Plays	Total Offense	Fum.	Pen.	Time Poss.	Avg. Pos.	Third Downs
@ UTEP	L 18-24	9/12/70	21	45	173	19-38-2-0	255	83	428	6-2	8-69	N/A	N/A	N/A
Pacific		21,340	15	32	74	22-41-0-2	216	73	290	3-3	6-86	N/A	N/A	N/A
UTEP	L 20-44	9/19/70	23	47	101	18-38-7-2	333	85	434	3-3	3-25	N/A	N/A	N/A
@ Utah*		24,745	22	54	290	12-27-0-4	200	81	490	5-4	11-136	N/A	N/A	N/A
UTEP	W 17-0	9/26/70	16	60	155	9-20-1-1	165	80	320	2-2	6-80	N/A	N/A	N/A
@ BYU*		27,468	15	50	67	8-25-1-0	74	75	141	5-5	6-29	N/A	N/A	N/A
@ UTEP	W 21-14	10/3/70	18	51	189	11-28-0-1	151	79	340	2-1	3-37	N/A	N/A	N/A
New Mexico State		15,364	17	50	163	12-26-2-2	186	76	349	3-2	9-94	N/A	N/A	N/A
UTEP	W 41-7	10/17/70	24	33	62	26-59-2-2	507	92	569	7-4	7-63	N/A	N/A	N/A
@ Colorado State*		20,879	17	60	214	11-29-4-1	197	89	411	3-1	5-45	N/A	N/A	N/A
@ UTEP	L 13-42	10/24/70	10	39	164	6-29-2-0	72	68	236	3-2	7-50	N/A	N/A	N/A
#12 Arizona State*		23,035	24	67	383	14-28-1-0	222	95	605	5-2	9-115	N/A	N/A	N/A
@ UTEP	L 16-35	10/31/70	26	43	213	20-49-3-1	249	92	462	2-1	5-35	N/A	N/A	N/A
New Mexico*		13,503	16	52	365	6-9-0-0	61	61	426	2-1	9-75	N/A	N/A	N/A
@ UTEP	W 47-7	11/7/70	17	53	373	3-12-1-0	41	65	414	3-0	5-55	N/A	N/A	N/A
Wyoming*		10,053	9	49	101	4-25-3-1	57	74	158	4-3	3-31	N/A	N/A	N/A
@ UTEP	W 33-17	11/14/70	19	57	226	8-18-0-1	114	75	340	4-2	4-42	N/A	N/A	N/A
Arizona*		15,605	14	47	139	10-25-0-1	132	72	271	6-5	4-58	N/A	N/A	N/A
UTEP	W 37-16	11/19/70	24	42	228	19-35-2-2	252	77	480	2-1	4-33	N/A	N/A	N/A
@ Trinity (Texas)		1,675	12	43	125	8-20-2-2	128	63	253	3-2	3-6	N/A	N/A	N/A

* Western Athletic Conference (WAC) game

YEARLY RESULTS

1971 (5-6, 1-6 WAC/8th) - Bobby Dobbs, Head Coach

Teams	Score	Date	First Downs	- Rushing - Att.	Yards	-Passing- Com-Att-Int-TD	Yards	-Passing- Plays	Total Offense	Fum.	Pen.	Time Poss.	Avg. Pos.	Third Downs
@ UTEP	W 38-9	9/11/71	17	44	177	13-23-1-2	155	67	332	2-1	5-45	N/A	N/A	N/A
Texas-Arlington		17,212	13	40	67	18-30-3-1	158	70	225	0-0	10-90	N/A	N/A	N/A
@ UTEP	W 21-3	9/18/71	19	49	176	16-31-4-1	163	80	339	3-2	8-107	N/A	N/A	N/A
Pacific		15,353	16	43	149	13-35-7-0	125	78	274	3-2	7-75	N/A	N/A	N/A
@ UTEP	L 6-14	9/25/71	15	43	66	17-35-3-0	256	78	322	2-1	3-35	N/A	N/A	N/A
Arizona*		20,520	11	45	145	10-18-0-0	87	63	232	4-1	3-35	N/A	N/A	N/A
UTEP	L 7-24	10/2/71	4	37	12	4-9-2-0	58	46	70	1-1	6-47	24:17	N/A	N/A
@ #13 Arizona State*		50,530	26	65	248	14-24-3-2	230	89	478	2-0	6-60	35:43	N/A	N/A
@ UTEP	L 10-32	10/9/71	12	46	50	7-22-0-0	107	68	157	1-1	2-13	N/A	N/A	N/A
Utah*		13,681	21	44	235	19-43-2-1	199	87	434	2-0	8-63	N/A	N/A	N/A
UTEP	W 14-7	10/16/71	23	70	318	6-10-2-1	64	80	382	3-3	5-75	N/A	N/A	N/A
@ New Mexico State		14,682	23	35	136	16-40-3-1	194	75	330	0-0	6-60	N/A	N/A	N/A
UTEP	W 12-7	10/23/71	13	57	206	8-10-0-0	90	67	296	3-2	7-63	N/A	N/A	N/A
@ Wyoming*		19,510	17	40	99	16-33-2-0	165	73	264	4-1	2-20	N/A	N/A	N/A
@ UTEP	L 0-16	10/30/71	11	30	82	19-39-2-0	175	69	257	3-2	3-35	N/A	N/A	N/A
BYU*		12,235	18	63	300	4-13-1-0	35	76	335	2-2	12-120	N/A	N/A	N/A
UTEP	L 13-49	11/13/71	15	29	105	14-26-1-1	177	55	282	1-1	4-42	N/A	N/A	N/A
@ New Mexico*		15,650	36	90	518	5-6-1-1	127	96	645	2-1	9-108	N/A	N/A	N/A
@ UTEP	L 7-24	11/20/71	11	35	153	13-26-0-0	108	61	261	3-3	1-5	N/A	N/A	N/A
Colorado State*		7,842	23	81	363	1-3-0-0	11	84	374	3-3	4-30	N/A	N/A	N/A
@ UTEP	W 38-32	11/27/71	25	56	230	16-23-0-1	146	79	376	3-1	4-40	N/A	N/A	N/A
Long Beach State		6,530	16	44	207	16-23-1-1	185	67	408	3-1	7-75	N/A	N/A	N/A

* Western Athletic Conference (WAC) game

1972 (2-8, 1-6 WAC/8th) - Tommy Hudspeth, Bobby Dobbs^, Head Coach

Teams	Score	Date	First Downs	- Rushing - Att.	Yards	-Passing- Com-Att-Int-TD	Yards	-Passing- Plays	Total Offense	Fum.	Pen.	Time Poss.	Avg. Pos.	Third Downs
@ UTEP	L 28-42	9/16/72	25	40	115	21-38-2-3	327	78	442	4-1	9-87	N/A	N/A	N/A
Lamar		10,573	21	66	318	1-7-1-0	49	73	367	2-2	9-90	N/A	N/A	N/A
@ UTEP	L 14-19	9/23/72	21	43	106	26-39-0-2	306	82	412	4-3	5-64	N/A	N/A	N/A
Pacific		9,250	17	55	308	3-7-0-0	23	62	331	5-2	4-50	N/A	N/A	N/A
@ UTEP	W 21-20	9/30/72	16	44	186	6-8-0-0	72	52	258	2-2	10-98	N/A	N/A	N/A
New Mexico State		11,300	23	58	165	13-20-0-2	164	78	329	1-1	7-52	N/A	N/A	N/A
UTEP	L 20-39	10/7/72	25	40	93	23-42-2-1	330	82	423	3-0	8-82	N/A	N/A	N/A
@ Utah*		20,860	19	51	256	8-14-2-2	146	65	402	3-1	11-96	N/A	N/A	N/A
UTEP	L 14-21	10/14/72	20	40	66	21-31-0-0	316	71	382	2-2	6-76	29:00	N/A	N/A
@ BYU*		31,176	18	50	118	14-24-2-0	167	74	285	3-2	9-64	31:00	N/A	N/A
@ UTEP	L 7-56	10/21/72	14	41	172	11-29-2-0	145	70	317	5-4	3-22	N/A	N/A	N/A
New Mexico*		10,240	21	73	522	4-8-0-0	43	81	565	3-1	10-67	N/A	N/A	N/A
UTEP	L 22-45	10/28/72	19	43	171	14-38-2-1	138	81	309	0-0	3-15	N/A	N/A	N/A
@ Arizona*		28,000	16	53	291	7-15-2-1	159	68	450	3-2	11-131	N/A	N/A	N/A
@ UTEP	L 14-55	11/4/72	16	28	(-5)	24-48-2-1	281	76	276	4-4	3-25	N/A	N/A	N/A
Arizona State*		7,414	22	65	438	8-17-0-2	176	82	614	5-5	3-45	N/A	N/A	N/A
@ UTEP	W 20-13	11/11/72	19	39	201	11-21-1-0	102	60	303	7-5	6-47	N/A	N/A	N/A
Wyoming*		4,600	20	67	352	5-15-3-0	68	82	420	4-2	7-68	N/A	N/A	N/A
UTEP	L 22-35	11/18/72	16	32	132	12-27-1-2	147	59	279	4-2	9-94	N/A	N/A	N/A
@ Colorado State*		14,235	22	76	299	6-10-0-2	122	86	421	3-3	6-70	N/A	N/A	N/A

^Dobbs was head coach for the season's first six games (1-5); Hudspeth was head coach for the season's last four games (1-3)

* Western Athletic Conference (WAC) game

1973 (0-11, 0-7 WAC/8th) - Tommy Hudspeth, Head Coach

Teams	Score	Date	First Downs	- Rushing - Att.	Yards	-Passing- Com-Att-Int-TD	Yards	-Passing- Plays	Total Offense	Fum.	Pen.	Time Poss.	Avg. Pos.	Third Downs
UTEP	L 14-62	9/8/73	11	34	13	12-32-2-2	155	66	168	4-3	3-35	N/A	N/A	N/A
@ Idaho		8,500	23	64	448	7-15-0-1	108	79	556	2-2	6-60	N/A	N/A	N/A
@ UTEP	L 9-34	9/15/73	13	37	97	15-28-2-0	135	65	232	1-1	6-50	N/A	N/A	N/A
Pacific		13,670	15	58	241	7-13-0-4	192	71	433	2-1	9-118	N/A	N/A	N/A
UTEP	L 6-82	9/22/73	10	38	(-11)	13-25-5-0	130	63	119	6-3	6-42	N/A	N/A	N/A
@ Utah*		27,143	24	61	368	9-17-0-3	175	78	543	2-1	3-25	N/A	N/A	N/A
UTEP	L 8-31	9/29/73	6	36	77	5-18-0-1	83	54	160	0-0	7-47	N/A	N/A	N/A
@ Wyoming*		17,752	26	65	308	10-20-1-0	196	85	504	5-1	4-30	N/A	N/A	N/A
@ UTEP	L 23-27	10/6/73	21	50	130	15-28-0-1	272	78	402	1-0	9-95	N/A	N/A	N/A
New Mexico State		9,745	18	39	161	11-16-0-3	191	55	352	4-2	7-67	N/A	N/A	N/A
@ UTEP	L 27-31	10/13/73	22	60	301	8-17-4-0	94	77	395	3-3	11-103	N/A	N/A	N/A
Lamar		8,385	18	55	124	13-36-2-1	147	91	289	5-3	9-115	N/A	N/A	N/A
UTEP	L 0-49	10/20/73	7	45	72	4-18-2-0	40	63	112	2-1	9-69	N/A	N/A	N/A
@ New Mexico*		12,300	21	61	340	7-17-0-2	141	78	481	3-1	7-81	N/A	N/A	N/A
@ UTEP	L 24-76	10/27/73	9	53	132	6-13-4-2	99	66	231	3-1	2-10	N/A	N/A	N/A
Colorado State*		7,350	23	49	297	20-31-0-3	308	80	605	3-3	7-54	N/A	N/A	N/A
@ UTEP	L 18-35	11/3/73	16	49	138	12-23-1-1	165	72	303	0-0	4-25	N/A	N/A	N/A
Arizona*		6,940	29	58	438	8-15-1-1	136	73	574	3-3	7-69	N/A	N/A	N/A
@ UTEP	L 13-54	11/17/73	19	42	193	19-42-1-0	201	84	394	3-1	8-89	N/A	N/A	N/A
#13 Arizona State*		7,500	30	52	482	8-24-2-2	133	76	615	3-3	9-64	N/A	N/A	N/A
@ UTEP	L 0-63	12/1/73	9	42	162	3-15-6-0	51	57	213	3-3	6-65	N/A	N/A	N/A
BYU*		7,115	28	55	285	19-32-1-1	256	87	541	2-2	10-125	N/A	N/A	N/A

* Western Athletic Conference (WAC) game

YEARLY RESULTS

1974 (4-7, 3-4 WAC/T4th) - Gil Bartosh, Head Coach

Teams	Score	Date	First Downs	- Rushing - Att.	Yards	-Passing- Com-Att-Int-TD	Yards	-Passing- Plays	Total Offense	Fum.	Pen.	Time Poss.	Avg. Pos.	Third Downs
@ UTEP	L 14-17	9/14/74	21	57	251	9-17-1-1	113	74	364	1-1	3-30	N/A	N/A	N/A
Pacific		15,464	16	50	201	4-11-0-1	76	61	277	4-1	3-25	N/A	N/A	N/A
@ UTEP	W 34-7	9/21/74	23	66	320	6-9-0-3	135	75	455	2-0	11-139	N/A	N/A	N/A
Utah*		17,841	13	35	66	6-17-1-1	104	52	170	3-1	11-90	N/A	N/A	N/A
@ UTEP	L 12-26	9/28/74	12	44	139	5-19-2-0	112	63	251	2-2	4-30	N/A	N/A	N/A
San Diego State		22,785	24	55	301	10-29-0-1	116	84	417	5-3	7-45	N/A	N/A	N/A
UTEP	L 13-42	10/5/74	16	39	88	12-21-2-1	196	60	284	2-2	7-62	29:07	N/A	2-9
@ #12 Arizona*		38,051	30	52	284	17-33-0-2	236	85	520	3-2	8-74	30:53	N/A	10-15
UTEP	L 13-14	10/12/74	13	40	102	11-21-2-2	136	61	238	3-1	1-15	N/A	N/A	N/A
@ New Mexico State		14,500	14	55	193	6-13-3-0	128	68	327	6-2	10-108	N/A	N/A	N/A
UTEP	L 21-45	10/19/74	14	44	211	7-18-0-2	121	62	332	3-1	6-56	N/A	N/A	N/A
@ BYU*		19,628	27	38	148	28-42-1-5	394	80	542	1-1	7-73	N/A	N/A	N/A
UTEP	W 28-14	10/26/74	17	59	263	7-10-1-0	169	69	432	4-3	12-137	N/A	N/A	N/A
@ Texas Arlington		4,600	11	43	136	7-14-0-0	70	57	206	2-1	7-59	N/A	N/A	N/A
UTEP	W 31-27	11/2/74	19	58	176	13-32-1-1	164	90	340	0-0	4-40	37:49	N/A	8-21
@ #14 Arizona State*		46,500	16	34	209	14-28-0-2	272	62	481	6-5	8-92	22:11	N/A	4-10
@ UTEP	W 35-13	11/9/74	17	39	132	10-18-1-2	173	57	305	3-1	5-55	24:21	N/A	N/A
Wyoming*		23,875	20	46	106	17-31-1-0	200	77	306	1-1	3-11	35:39	N/A	N/A
UTEP	L 24-56	11/16/74	18	50	72	11-22-2-1	133	72	205	3-1	5-54	N/A	N/A	N/A
@ Colorado State*		16,883	27	38	219	17-34-1-2	304	72	523	4-1	11-140	N/A	N/A	N/A
@ UTEP	L 21-37	11/23/74	11	39	127	7-20-3-1	135	59	262	4-2	10-85	23:34	N/A	N/A
New Mexico*		16,930	19	71	287	5-13-1-1	78	84	365	3-0	7-45	36:26	N/A	N/A

* Western Athletic Conference (WAC) game

1975 (1-10, 0-6 WAC/8th) - Gil Bartosh, Head Coach

Teams	Score	Date	First Downs	- Rushing - Att.	Yards	-Passing- Com-Att-Int-TD	Yards	-Passing- Plays	Total Offense	Fum.	Pen.	Time Poss.	Avg. Pos.	Third Downs
UTEP	L 10-31	9/6/75	13	53	121	5-18-1-0	73	71	194	2-2	7-86	N/A	N/A	N/A
@ San Diego State		33,964	22	31	92	21-36-3-1	320	67	412	2-2	13-109	N/A	N/A	N/A
@ UTEP	L 24-31	9/13/75	21	67	227	10-20-0-2	113	87	340	7-4	5-57	38:27	N/A	N/A
New Mexico State		16,550	11	44	109	7-14-1-0	93	58	202	4-3	13-94	21:33	N/A	N/A
@ UTEP	W 6-3	9/20/75	12	51	160	3-19-1-0	58	70	218	6-4	1-13	27:03	N/A	N/A
East Tennessee State		13,500	6	52	140	1-13-2-0	11	65	151	2-2	11-85	32:57	N/A	N/A
UTEP	L 10-40	10/3/75	16	47	135	14-33-4-0	184	80	319	1-0	0-0	N/A	N/A	N/A
@ Pacific		15,540	19	50	178	8-13-0-0	227	63	405	1-0	6-60	N/A	N/A	N/A
@ UTEP	L 0-36	10/11/75	10	43	208	5-15-3-0	48	58	256	1-1	6-63	29:42	N/A	N/A
#17 Arizona*		15,700	18	57	296	10-19-0-3	163	76	459	0-0	4-40	30:18	N/A	N/A
UTEP	L 14-31	10/18/75	19	59	216	6-14-2-1	94	73	310	1-0	5-53	N/A	N/A	N/A
@ Wyoming*		15,151	26	65	485	2-6-0-1	22	71	507	11-4	7-80	N/A	N/A	N/A
UTEP	L 6-24	10/25/75	11	55	188	1-12-2-0	11	67	199	0-0	6-50	31:44	N/A	N/A
@ #11 Arizona State*		46,257	18	55	292	8-13-1-0	151	68	443	7-5	8-80	28:16	N/A	N/A
UTEP	L 3-23	11/1/75	17	61	307	3-15-1-0	45	76	352	1-1	11-83	N/A	N/A	N/A
@ New Mexico*		13,126	18	42	154	13-29-1-1	222	71	376	2-2	7-85	N/A	N/A	N/A
@ UTEP	L 17-21	11/8/75	13	49	198	3-11-1-0	51	60	249	2-2	8-84	27:33	N/A	N/A
Colorado State*		11,150	22	56	286	6-19-2-1	62	75	348	2-2	8-88	32:27	N/A	N/A
UTEP	L 9-21	11/15/75	15	56	129	5-9-1-1	95	65	224	3-3	7-70	34:16	N/A	3-15
@ Hawaii		18,664	13	43	170	11-14-0-1	147	57	317	8-4	11-109	25:44	N/A	4-12
@ UTEP	L 10-20	11/22/75	12	32	147	6-18-0-0	118	50	265	6-5	7-94	30:39	N/A	N/A
BYU*		7,350	16	49	133	13-24-0-0	157	73	290	5-5	7-72	29:21	N/A	N/A

* Western Athletic Conference (WAC) game

1976 (1-10, 0-7 WAC/8th) - Gil Bartosh, Head Coach

Teams	Score	Date	First Downs	- Rushing - Att.	Yards	-Passing- Com-Att-Int-TD	Yards	-Passing- Plays	Total Offense	Fum.	Pen.	Time Poss.	Avg. Pos.	Third Downs
@ UTEP	W 38-15	9/4/76	27	70	384	6-10-0-0	82	80	466	2-2	11-125	N/A	N/A	N/A
Texas-Arlington		16,650	13	41	191	7-11-0-1	117	52	308	5-3	6-57	N/A	N/A	N/A
UTEP	L 10-13	9/11/76	17	64	186	4-12-0-0	61	86	247	2-0	7-55	38:50	N/A	N/A
@ New Mexico State		13,155	8	34	131	5-10-1-0	34	44	165	3-1	8-116	21:10	N/A	N/A
@ UTEP	L 7-25	9/18/76	9	43	114	6-19-2-0	64	62	178	4-2	5-47	27:54	N/A	N/A
New Mexico*		18,750	22	67	403	7-15-0-0	124	82	527	2-1	11-97	32:06	N/A	N/A
UTEP	L 14-38	10/2/76	9	47	148	7-16-1-0	102	63	250	7-7	8-81	N/A	N/A	N/A
@ Utah*		20,111	24	57	206	10-25-1-2	146	82	352	3-2	5-54	N/A	N/A	N/A
UTEP	L 12-63	10/9/76	18	57	197	7-16-1-1	95	73	292	7-5	1-19	28:50	N/A	N/A
@ Arizona*		42,177	25	65	357	8-12-1-2	162	77	519	1-0	2-28	31:10	N/A	N/A
@ UTEP	L 6-23	10/16/76	12	54	177	4-16-0-0	40	70	217	3-1	5-65	34:35	N/A	N/A
Arizona State*		15,500	13	40	165	7-25-1-0	80	65	245	2-0	9-73	25:25	N/A	N/A
UTEP	L 7-28	10/23/76	10	59	137	3-12-3-0	62	71	199	4-2	5-65	N/A	N/A	N/A
@ Colorado State*		18,652	13	58	276	3-6-0-0	19	64	295	6-4	7-65	N/A	N/A	N/A
@ UTEP	L 16-27	10/30/76	19	53	257	5-12-3-0	55	65	312	4-3	6-81	25:39	N/A	N/A
San Diego State		9,500	11	41	88	9-14-0-0	128	55	216	4-4	5-50	24:21	N/A	N/A
UTEP	L 27-40	11/6/76	17	60	287	5-9-1-2	133	69	420	1-1	9-88	31:22	N/A	5-16
@ BYU*		24,644	21	37	140	16-30-1-4	334	67	474	0-0	10-113	28:38	N/A	3-12
@ UTEP	L 10-14	11/13/76	20	57	133	9-23-1-0	160	80	293	1-1	7-65	24:36	N/A	N/A
Wyoming*		4,200	11	51	234	2-7-0-0	29	58	263	4-2	8-70	25:24	N/A	N/A
UTEP	L 12-28	11/20/76	17	49	306	6-16-2-0	89	65	395	4-3	8-82	27:59	N/A	3-9
@ Hawaii		14,169	24	59	311	10-17-0-1	108	76	419	5-2	2-29	32:01	N/A	5-12

* Western Athletic Conference (WAC) game

YEARLY RESULTS

1977 (1-10, 0-7 WAC/8th) - Bill Michael, Head Coach

Teams	Score	Date	First Downs	- Rushing - Att.	Yards	-Passing- Com-Att-Int-TD	Yards	-Passing- Plays	Total Offense	Fum.	Pen.	Time Poss.	Avg. Pos.	Third Downs
@ UTEP	L 10-41	9/10/77	18	48	132	13-24-3-1	185	72	317	4-2	2-10	N/A	N/A	N/A
North Texas	18,750		20	50	332	9-18-1-1	172	68	504	4-2	8-63	N/A	N/A	N/A
UTEP	L 17-27	9/17/77	17	49	144	12-26-2-0	151	75	295	3-2	6-76	N/A	N/A	N/A
@ Wyoming*	20,933		14	57	257	6-15-2-2	76	72	333	4-2	8-84	N/A	N/A	N/A
UTEP	L 0-54	9/24/77	12	45	66	6-29-4-0	114	74	180	9-3	8-102	N/A	N/A	N/A
@ Oklahoma State	39,000		24	74	477	3-10-0-0	73	84	550	9-6	12-116	N/A	N/A	N/A
@ UTEP	W 23-21	10/1/77	23	64	239	8-22-3-2	128	86	367	2-2	10-118	33:28	N/A	N/A
New Mexico State	22,375		18	42	111	18-43-3-2	277	85	388	4-4	9-129	26:22	N/A	N/A
@ UTEP	L 31-40	10/8/77	13	33	32	13-31-2-3	360	64	392	2-2	6-89	24:26	N/A	N/A
Colorado State*	16,950		21	70	268	8-18-0-2	130	88	398	3-2	6-40	35:34	N/A	N/A
UTEP	L 7-49	10/15/77	18	34	68	19-40-3-1	199	74	267	1-0	2-17	N/A	N/A	N/A
@ San Diego State	34,760		24	43	193	19-30-0-4	346	73	539	1-0	9:03	N/A	N/A	N/A
UTEP	L 3-66	10/22/77	6	41	122	2-15-2-0	17	56	139	1-1	5-35	21:51	N/A	2-15
@ Arizona State*	55,446		31	78	413	12-16-0-3	166	94	579	8-3	5-59	38:09	N/A	10-16
UTEP	L 17-33	11/5/77	20	42	172	7-23-1-1	116	65	288	1-1	6-45	22:39	N/A	5-15
@ New Mexico*	17,081		25	70	319	9-23-0-2	155	93	474	3-0	9-160	37:21	N/A	7-18
UTEP	L 17-29	11/12/77	13	37	97	9-23-1-1	125	60	222	4-2	9-86	N/A	N/A	N/A
@ Utah*	18,122		24	60	213	17-24-1-0	216	84	429	4-3	6-95	N/A	N/A	N/A
@ UTEP	L 24-41	11/19/77	15	41	120	18-32-2-3	276	73	396	3-1	2-10	23:34	N/A	N/A
Arizona*	7,100		23	69	417	6-13-0-2	141	82	558	5-2	4-39	36:26	N/A	N/A
@ UTEP	L 19-68	11/26/77	30	69	224	12-36-5-2	209	105	433	8-4	11-94	38:18	N/A	N/A
#18 BYU*	7,800		24	33	158	18-38-2-3	261	71	419	2-1	8-109	21:42	N/A	N/A

* Western Athletic Conference (WAC) game

1978 (1-11, 1-5 WAC/7th) - Bill Michael, Head Coach

Teams	Score	Date	First Downs	- Rushing - Att.	Yards	-Passing- Com-Att-Int-TD	Yards	-Passing- Plays	Total Offense	Fum.	Pen.	Time Poss.	Avg. Pos.	Third Downs
UTEP	L 0-49	9/2/78	11	36	75	8-28-2-0	48	64	123	3-2	5-33	N/A	N/A	N/A
@ North Texas	17,200		29	58	380	14-27-0-1	194	85	574	3-2	8-88	N/A	N/A	N/A
@ UTEP	L 25-34	9/9/78	18	31	132	10-22-3-2	196	53	328	4-4	6-58	21:23	N/A	N/A
Air Force	24,700		21	72	238	10-17-0-2	89	89	327	0-0	10-80	38:37	N/A	N/A
UTEP	L 32-35	9/16/78	15	28	99	22-40-2-2	241	68	340	1-1	7-75	27:20	N/A	N/A
@ New Mexico State	30,193		21	64	305	11-18-3-1	158	82	463	4-2	4-31	32:40	N/A	N/A
@ UTEP	W 31-24	9/23/78	21	45	205	16-30-2-0	135	75	340	5-3	9-61	27:16	N/A	N/A
San Diego State*	14,100		19	55	186	8-21-2-0	103	76	289	2-2	10-78	32:44	N/A	N/A
UTEP	L 0-27	9/30/78	12	42	48	9-25-2-0	72	67	120	7-3	6-70	28:21	N/A	N/A
@ Arizona State	69,497		20	55	249	8-20-3-1	97	75	346	1-0	6-104	31:39	N/A	N/A
UTEP	L 29-39	10/7/78	21	43	156	16-30-3-1	269	73	425	2-1	12-81	N/A	N/A	5-14
@ Colorado State*	24,173		26	72	475	5-10-1-2	108	82	583	5-4	9-96	N/A	N/A	10-18
UTEP	L 0-44	10/21/78	11	37	87	8-29-1-0	76	66	163	3-3	12-143	23:16	N/A	3-17
@ BYU*	23,335		24	61	202	12-22-2-1	181	83	383	6-2	10-106	36:14	N/A	4-12
@ UTEP	L 0-21	10/28/78	10	34	85	9-21-1-0	141	55	226	3-3	5-56	22:45	N/A	N/A
New Mexico*	18,650		21	65	281	10-18-1-1	156	83	437	0-0	5-46	27:15	N/A	N/A
UTEP	L 13-35	11/4/78	17	49	111	12-21-1-1	149	70	260	0-0	4-58	32:50	N/A	4-15
@ Hawaii	27,240		22	46	373	11-14-0-2	157	60	530	4-1	9-85	27:10	N/A	6-10
@ UTEP	L 0-38	11/11/78	8	38	140	3-15-3-0	25	53	165	2-0	6-58	22:11	N/A	N/A
Utah*	12,300		26	66	262	15-25-0-2	248	91	500	2-1	6-50	37:49	N/A	N/A
UTEP	L 0-27	11/18/78	10	44	76	5-16-3-0	112	60	188	1-1	5-38	N/A	N/A	N/A
@ UNLV	15,610		21	52	331	10-22-1-2	198	74	529	2-1	8-86	N/A	N/A	N/A
@ UTEP	L 21-51	11/25/78	20	53	226	8-20-1-1	90	73	316	2-1	5-35	33:44	N/A	N/A
Wyoming*	17,400		27	54	377	8-19-0-2	188	73	565	2-0	4-49	26:16	N/A	N/A

* Western Athletic Conference (WAC) game

1979 (2-9, 0-7 WAC/8th) - Bill Michael, Head Coach

Teams	Score	Date	First Downs	- Rushing - Att.	Yards	-Passing- Com-Att-Int-TD	Yards	-Passing- Plays	Total Offense	Fum.	Pen.	Time Poss.	Avg. Pos.	Third Downs
UTEP	L 0-35	9/1/79	11	37	65	8-15-0-0	83	52	148	2-2	4-53	N/A	N/A	N/A
@ North Texas	17,500		29	68	375	16-22-0-2	160	90	547	5-2	8-84	N/A	N/A	N/A
@ UTEP	W 31-7	9/8/79	13	46	144	8-14-1-2	109	60	253	3-3	4-30	25:40	N/A	N/A
Pacific	23,400		15	37	93	23-42-2-1	188	79	281	5-4	7-65	34:20	N/A	N/A
@ UTEP	L 13-14	9/15/79	16	62	173	6-18-2-0	51	80	224	3-1	6-50	35:00	N/A	N/A
New Mexico State	30,132		13	46	91	11-21-0-1	199	67	290	6-5	15-129	25:00	N/A	N/A
@ UTEP	W 17-15	9/22/79	11	51	181	4-13-1-0	60	64	241	6-1	11-118	28:46	N/A	N/A
UNLV	27,400		22	54	160	11-26-2-0	144	80	304	1-1	8-70	31:14	N/A	N/A
UTEP	L 7-31	9/29/79	12	56	159	6-17-1-1	74	73	233	4-2	7-61	30:04	N/A	5-18
@ BYU*	34,724		26	43	148	26-44-2-2	326	87	474	2-2	12-99	29:56	N/A	7-15
UTEP	L 3-28	10/6/79	16	44	130	8-24-3-0	102	68	232	4-3	4-22	23:58	N/A	N/A
@ Wyoming*	17,508		14	55	174	7-16-0-2	191	71	365	4-2	5-58	36:32	N/A	N/A
@ UTEP	L 3-17	10/13/79	9	42	66	7-22-2-0	130	64	196	2-1	3-28	27:26	N/A	N/A
Colorado State*	27,100		10	57	199	1-5-0-0	8	62	207	3-2	6-62	32:34	N/A	N/A
UTEP	L 0-20	10/20/79	10	32	8	9-24-1-0	169	56	177	2-2	7-65	N/A	N/A	N/A
@ New Mexico*	19,612		21	63	297	11-20-0-0	98	83	387	2-1	13-156	N/A	N/A	N/A
@ UTEP	L 12-27	10/27/79	12	54	59	10-16-1-0	106	70	165	2-2	5-55	30:40	N/A	N/A
Hawaii*	26,300		16	56	276	3-16-0-0	45	72	321	4-4	5-72	29:20	N/A	N/A
UTEP	L 0-35	11/10/79	13	44	159	6-20-4-0	62	64	221	2-0	3-25	24:32	N/A	4-9
@ Utah*	25,016		20	57	366	7-12-1-1	97	69	463	2-0	10-124	35:28	N/A	4-10
UTEP	L 20-42	11/17/79	12	26	69	14-28-0-1	142	54	211	8-4	10-58	17:55	N/A	N/A
@ San Diego State*	37,110		28	71	304	14-31-2-2	188	102	492	2-0	12-99	42:05	N/A	N/A

* Western Athletic Conference (WAC) game

YEARLY RESULTS

1980 (1-11, 1-6 WAC/T8th) - Bill Michael, Head Coach

Teams	Score	Date	First Downs	- Rushing - Att.	Yards	-Passing- Com-Att-Int-TD	Yards	-Passing- Plays	Total Offense	Fum.	Pen.	Time Poss.	Avg. Pos.	Third Downs
UTEP	L 7-35	9/6/80	13	38	103	13-22-1-1	73	60	176	3-3	3-30	27:00	N/A	7-15
@ Texas Tech		37,122	24	58	326	11-16-0-3	193	74	519	2-1	12-105	33:00	N/A	7-16
UTEP	L 3-6	9/13/80	18	70	286	10-23-1-0	70	103	356	2-1	14-123	N/A	N/A	N/A
@ New Mexico State		24,882	7	33	95	3-13-3-0	60	46	155	2-1	5-54	N/A	N/A	N/A
@ UTEP	L 15-35	9/20/80	16	51	141	13-26-1-2	110	77	251	3-1	9-104	N/A	N/A	N/A
North Texas		20,350	24	56	264	8-20-1-2	84	76	348	2-2	4-44	N/A	N/A	N/A
UTEP	L 14-28	9/27/80	15	49	115	13-29-4-0	153	78	268	2-0	8-86	28:47	N/A	9-18
@ Pacific		14,203	19	45	144	16-27-1-2	199	72	343	4-1	7-75	31:13	N/A	7-17
UTEP	W 34-14	10/4/80	20	62	245	5-8-0-1	27	70	272	4-1	9-89	32:19	N/A	2-11
@ Hawaii*		40,421	17	42	137	15-26-2-0	150	68	287	4-3	12-114	27:41	N/A	5-15
@ UTEP	L 7-31	10/11/80	7	33	110	5-14-0-0	51	47	161	1-1	5-42	N/A	N/A	N/A
Utah*		19,700	23	53	254	19-30-0-1	264	83	518	1-0	13-104	N/A	N/A	N/A
UTEP	L 14-53	10/18/80	15	35	54	8-34-1-0	169	69	223	1-0	5-46	23:14	N/A	N/A
@ UNLV		20,552	35	51	249	28-38-2-6	383	89	632	7-2	14-131	36:46	N/A	N/A
@ UTEP	L 21-22	10/25/80	8	54	149	4-10-1-0	33	64	182	3-3	4-36	N/A	N/A	N/A
New Mexico*		17,008	21	42	145	17-39-3-1	334	81	479	2-2	8-78	N/A	N/A	N/A
UTEP	L 7-83	11/1/80	12	46	136	10-30-2-0	43	76	179	3-3	4-31	29:56	N/A	4-9
@ #17 BYU*		36,251	36	33	194	37-47-2-7	542	80	736	1-1	9-55	30:04	N/A	6-8
UTEP	L 7-37	11/8/80	12	43	168	9-19-3-0	68	62	236	6-5	6-66	26:08	N/A	N/A
@ Colorado State*		17,629	29	55	258	14-35-2-2	190	90	448	2-1	9-82	33:52	N/A	N/A
@ UTEP	L 7-28	11/15/80	11	46	148	4-10-1-0	47	56	195	3-2	3-30	N/A	N/A	N/A
San Diego State*		1,407	20	67	306	4-8-1-0	57	75	363	3-2	4-39	N/A	N/A	N/A
@ UTEP	L 7-52	11/22/80	13	39	(-9)	13-30-1-1	196	69	187	2-2	11-136	N/A	N/A	N/A
Wyoming*		4,327	21	64	271	8-11-0-2	134	75	405	2-1	11-112	N/A	N/A	N/A

* Western Athletic Conference (WAC) game

1981 (1-10, 1-6 WAC/8th) - Bill Michael/Bill Alton^, Head Coach

Teams	Score	Date	First Downs	- Rushing - Att.	Yards	-Passing- Com-Att-Int-TD	Yards	-Passing- Plays	Total Offense	Fum.	Pen.	Time Poss.	Avg. Pos.	Third Downs
@ UTEP	L 7-14	9/5/81	10	30	79	9-19-1-0	103	49	182	3-2	7-38	26:02	N/A	3-12
New Mexico State		25,600	13	51	120	16-27-3-2	231	78	351	3-0	7-43	33:58	N/A	10-21
@ UTEP	L 15-37	9/12/81	16	46	129	17-34-2-1	163	80	292	2-1	8-90	31:26	N/A	10-19
Texas A&I		17,600	15	45	152	10-20-0-3	184	65	336	2-1	7-65	28:34	N/A	3-14
@ UTEP	L 8-65	9/19/81	12	40	63	12-34-0-0	81	74	144	5-3	22-217	26:22	N/A	3-17
#13 BYU*		19,400	33	42	203	25-42-0-5	295	84	498	4-3	11-81	33:38	N/A	3-13
UTEP	L 10-38	10/2/81	18	45	212	11-33-1-0	130	78	342	2-1	7-72	31:32	N/A	N/A
@ Utah*		26,851	23	41	252	14-20-0-1	242	61	494	2-2	10-110	28:28	N/A	N/A
UTEP	L 3-26	10/10/81	6	36	4	7-23-2-0	94	59	98	3-1	4-54	24:06	N/A	3-16
@ New Mexico*		18,367	17	41	177	18-39-2-3	226	80	403	1-0	12-93	35:54	N/A	5-18
UTEP	L 12-63	10/16/81	14	46	121	8-24-4-0	146	70	267	5-1	6-36	32:45	N/A	4-15
@ Wyoming*		7,982	21	59	304	8-19-2-3	165	78	469	7-1	3-35	27:15	N/A	8-17
@ UTEP	W 35-29	10/24/81	20	62	268	13-22-1-2	158	84	426	3-1	10-110	37:14	N/A	7-18
Colorado State*		11,200	16	30	69	20-41-0-4	322	71	321	3-2	10-80	22:46	N/A	6-17
UTEP	L 15-48	10/31/81	19	44	103	17-34-3-1	188	78	291	1-0	9-96	29:28	N/A	8-21
@ Arizona		35,642	31	49	311	13-23-1-2	215	72	526	2-1	12-115	30:32	N/A	4-10
@ UTEP	L 7-35	11/7/81	17	31	104	20-43-0-0	216	83	566	1-0	8-71	N/A	N/A	N/A
Hawaii*		9,600	21	58	350	12-25-0-1	254	74	358	1-1	4-35	N/A	N/A	N/A
UTEP	L 14-59	11/21/81	16	47	96	14-32-4-1	192	79	288	3-3	3-35	34:16	N/A	6-18
@ San Diego State*		20,824	28	25	72	32-47-2-5	469	72	541	2-1	8-89	25:44	N/A	3-10
@ UTEP	L 20-27	11/28/81	16	47	234	6-18-2-1	121	65	355	4-2	3-25	29:15	N/A	6-13
UNLV		2,312	20	41	95	24-34-1-1	479	75	574	4-2	11-100	30:45	N/A	7-15

^ Michael was head coach for the season's first two games (0-2); Alton was head coach for the season's last nine games (1-8) | * Western Athletic Conference (WAC) game

Pat Hegarty (1987-88)



YEARLY RESULTS

1982 (2-10, 1-6 WAC/9th) - Bill Yung, Head Coach

Teams	Score	Date	First Downs	- Rushing - Att.	Yards	-Passing- Com-Att-Int-TD	Yards	-Passing- Plays	Total Offense	Fum.	Pen.	Time Poss.	Avg. Pos.	Third Downs
UTEP	W 20-17	9/4/82	15	53	270	4-13-0-0	41	66	311	3-3	12-98	N/A	N/A	N/A
@ New Mexico State		27,306	16	38	197	14-33-1-2	107	71	304	3-0	6-35	N/A	N/A	N/A
UTEP	L 0-55	9/11/82	11	51	111	2-13-3-0	15	64	126	5-3	4-25	26:24	N/A	2-12
@ #2 Washington		51,000	26	57	264	20-32-0-2	270	89	534	4-2	7-65	33:36	N/A	10-23
@ UTEP	L 10-31	9/18/82	13	51	205	8-21-4-1	139	75	344	1-1	8-60	31:55	N/A	N/A
#6 SMU		33,509	16	50	310	7-15-0-1	84	65	394	3-1	8-60	28:05	N/A	N/A
UTEP	L 10-17	9/25/82	11	46	193	7-15-0-1	75	61	254	1-1	5-31	29:45	N/A	2-12
@ Hawaii*		42,924	19	51	173	18-27-0-1	259	78	432	6-3	8-62	30:15	N/A	10-19
@ UTEP	L 3-51	10/2/82	13	55	199	5-14-2-0	45	69	246	6-3	11-68	27:51	N/A	N/A
BYU*		34,108	34	43	226	31-41-2-2	451	84	677	1-1	11-14,3	32:09	N/A	N/A
UTEP	L 21-28	10/9/82	22	65	227	11-23-0-0	110	88	337	5-2	6-27	36:24	N/A	4-17
@ UNLV		17,289	17	23	77	17-34-2-2	251	57	328	2-2	7-41	23:36	N/A	3-13
UTEP	L 6-37	10/16/82	13	39	117	9-21-0-0	83	60	200	1-1	8-63	24:43	N/A	6-17
@ #10 Arizona State		25,203	26	59	303	14-18-0-2	194	77	497	1-0	7-59	35:17	N/A	9-17
@ UTEP	L 7-35	10/23/82	18	50	270	10-24-3-0	108	74	378	4-3	8-55	30:07	N/A	N/A
Air Force*		28,678	20	60	279	6-14-0-2	160	74	439	2-1	1-10	29:53	N/A	N/A
UTEP	L 13-38	10/30/82	19	39	46	15-44-1-0	223	83	269	2-0	10-85	30:57	N/A	N/A
@ Colorado State*		24,074	26	41	146	24-42-1-3	374	83	520	4-3	9-72	29:03	N/A	N/A
@ UTEP	L 18-31	11/6/82	17	46	112	12-31-1-0	185	77	297	1-0	6-84	26:37	N/A	9-21
New Mexico*		15,101	21	54	230	16-24-2-3	285	78	515	1-0	8-85	33:23	N/A	9-17
@ UTEP	L 30-45	11/13/82	13	37	287	9-15-0-0	75	52	362	0-0	2-25	21:20	N/A	N/A
Utah*		9,210	25	71	375	10-18-0-3	219	89	594	0-0	6-77	38:40	N/A	N/A
@ UTEP	W 39-32	11/20/82	24	67	404	12-23-0-1	172	90	576	2-2	5-36	32:32	N/A	8-17
Wyoming*		9,158	19	61	348	6-25-2-1	83	86	431	1-1	4-35	27:28	N/A	7-20

* Western Athletic Conference (WAC) game

1983 (2-10, 0-8 WAC/9th) - Bill Yung, Head Coach

Teams	Score	First Date	- Rushing - Downs	Att.	Yards	-Passing- Com-Att-Int-TD	Yards	-Passing- Plays	Total Offense	Fum.	Pen.	Time Poss.	Avg. Pos.	Third Downs
@ UTEP	W 20-9	9/3/83	14	53	283	4-12-0-0	38	65	321	2-1	12-110	30:43	N/A	N/A
New Mexico State		35,211	18	34	80	18-38-2-1	185	72	265	4-2	7-56	29:17	N/A	N/A
@ UTEP	L 10-12	9/10/83	12	61	153	4-15-1-0	76	76	229	1-0	3-30	34:35	N/A	10-22
Idaho State		20,192	9	38	80	8-17-0-0	100	55	180	3-2	9-56	25:25	N/A	3-14
@ UTEP	L 6-20	9/17/83	12	40	89	14-28-2-0	186	68	275	2-2	7-63	30:49	N/A	4-17
Baylor		25,709	22	38	141	15-27-1-1	256	65	397	2-1	9-68	29:11	N/A	2-9
@ UTEP	L 33-41	9/24/83	20	57	320	5-16-2-0	89	73	409	3-2	6-37	32:38	N/A	8-16
San Diego State*		20,181	16	35	97	20-31-1-3	331	66	428	2-0	11-80	27:22	N/A	8-14
UTEP	L 17-49	10/1/83	19	52	207	12-22-0-0	160	74	367	4-1	6-42	28:56	N/A	N/A
@ Wyoming*		21,127	23	62	426	7-13-1-2	84	75	510	4-1	6-53	31:04	N/A	N/A
UTEP	L 11-35	10/8/83	18	52	138	12-23-4-1	166	75	304	1-0	10-113	30:10	N/A	4-13
@ Utah*		25,203	22	54	319	15-27-1-0	150	81	469	4-2	8-85	29:50	N/A	6-12
UTEP	L 25-37	10/15/83	24	54	196	17-25-1-3	208	79	404	2-2	8-48	N/A	N/A	4-16
@ Air Force*		27,474	21	53	361	4-10-0-1	118	63	479	3-2	4-50	N/A	N/A	5-9
@ UTEP	L 15-31	10/22/83	9	28	161	12-25-4-0	68	53	129	1-1	6-52	22:00	N/A	5-14
Colorado State*		15,401	24	59	214	14-19-1-2	145	78	359	2-1	6-40	38:00	N/A	8-16
UTEP	L 24-25	10/29/83	19	54	173	14-22-1-0	177	76	350	6-5	6-27	33:49	N/A	6-15
@ Hawaii*		40,785	22	41	121	19-32-1-1	234	73	355	7-4	4-28	26:11	N/A	5-14
@ UTEP	L 9-31	11/5/83	13	23	65	21-39-2-1	232	62	297	3-1	7-45	26:18	N/A	5-15
#12 BYU*		15,487	25	32	158	32-50-2-3	402	82	560	3-1	6-43	33:42	N/A	N/A
UTEP	L 0-35	11/12/83	9	35	(-18)	12-27-0-0	88	62	70	3-0	7-85	28:03	N/A	0-16
@ New Mexico*		16,412	29	62	349	10-16-2-1	95	78	444	2-2	9-70	31:57	N/A	8-15
@ UTEP	W 40-34	11/19/83	13	69	358	0-3-0-0	0	72	358	2-0	11-103	35:33	N/A	6-18
Weber State		11,500	15	25	66	21-34-0-3	370	59	436	5-4	7-45	24:27	N/A	3-13

* Western Athletic Conference (WAC) game



John Harvey (1985-88)

YEARLY RESULTS

1984 (2-9, 1-7 WAC/T8th) - Bill Yung, Head Coach

Teams	Score	Date	First Downs	- Rushing - Att.	Yards	-Passing- Com-Att-Int-TD	Yards	-Passing- Plays	Total Offense	Fum.	Pen.	Time Poss.	Avg. Pos.	Third Downs
UTEP	L 17-20	9/1/84	19	48	136	16-32-2-1	227	80	363	5-2	3-30	32:46	N/A	N/A
@ Texas A&M		4.2.658	17	40	110	16-26-3-2	204	66	314	3-3	6-52	27:14	N/A	N/A
@ UTEP	W 16-14	9/8/84	16	42	184	8-26-2-1	101	68	285	2-1	10-95	27:03	N/A	6-18
Idaho State		35.711	25	36	97	24-52-3-1	346	88	443	3-1	5-62	32:57	N/A	7-19
UTEP	L 2-51	9/15/84	12	33	76	10-30-2-0	118	63	194	3-3	4-45	23:22	N/A	2-13
@ San Diego State*		17.461	24	53	296	13-28-1-0	172	81	468	2-1	12-71	36:38	N/A	11-16
@ UTEP	L 7-34	9/29/84	11	41	106	7-24-1-1	106	65	212	4-3	10-90	24:40	N/A	1-13
New Mexico*		20.000	19	62	264	7-10-0-2	178	72	442	3-1	11-101	35:20	N/A	7-19
UTEP	L 16-27	10/6/84	20	40	175	14-27-1-0	220	67	395	2-1	13-110	29:24	N/A	N/A
@ New Mexico State		22.754	20	52	245	7-16-1-0	133	68	378	0-0	10-103	30:36	N/A	N/A
@ UTEP	L 20-24	10/13/84	25	59	276	8-18-0-0	114	77	390	1-1	5-28	32:45	N/A	N/A
Hawaii*		21.121	22	44	145	15-28-0-0	260	72	405	3-1	6-50	27:15	N/A	N/A
UTEP	L 15-43	10/27/84	17	52	267	11-22-2-1	67	74	334	1-0	10-79	31:06	N/A	8-18
@ Utah*		17.850	25	63	436	3-9-1-1	32	72	468	3-1	8-70	28:54	N/A	4-8
UTEP	L 9-42	11/3/84	21	72	283	6-13-0-0	60	85	343	4-2	7-61	41:03	N/A	N/A
@ #4 BYU*		62.350	20	20	227	19-32-2-4	237	52	464	2-0	11-111	18:57	N/A	N/A
UTEP	L 31-59	11/10/84	17	50	241	10-24-4-2	136	74	377	2-1	9-95	31:23	N/A	2-17
@ Colorado State*		11.284	25	38	144	24-34-2-2	308	72	452	4-2	6-67	28:37	N/A	3-8
@ UTEP	W 35-22	11/17/84	17	63	318	5-11-1-0	74	74	392	3-2	5-37	33:06	N/A	5-13
Wyoming*		10.121	21	56	312	7-18-2-0	113	74	425	3-3	6-60	26:54	N/A	5-15
@ UTEP	L 12-38	11/24/84	19	60	319	3-10-1-0	44	70	363	0-0	7-55	32:44	N/A	5-18
Air Force*		10.210	21	58	575	0-3-0-0	0	61	575	2-1	6-55	27:16	N/A	7-12

* Western Athletic Conference (WAC) game

1985 (1-10, 1-7 WAC/9th) - Bill Yung, Head Coach

Teams	Score	Date	First Downs	- Rushing - Att.	Yards	-Passing- Com-Att-Int-TD	Yards	-Passing- Plays	Total Offense	Fum.	Pen.	Time Poss.	Avg. Pos.	Third Downs
UTEP	L 6-48	8/31/85	15	64	224	8-15-2-0	75	79	293	4-3	12-125	33:43	N/A	9-18
@ Air Force*		38.500	17	52	225	6-8-0-1	150	60	375	5-4	4-30	26:17	N/A	4-10
UTEP	L 23-35	9/7/85	18	45	212	11-19-1-1	165	64	377	0-0	9-62	26:39	N/A	3-11
@ #3 SMU		24.611	27	55	304	14-21-0-1	218	76	522	1-1	8-70	33:21	N/A	9-14
UTEP	L 24-41	9/14/85	17	49	272	15-27-1-0	183	76	455	3-2	3-40	28:22	N/A	3-11
@ Colorado State*		22.781	27	48	286	22-32-0-2	267	80	553	2-2	5-59	31:38	N/A	3-14
@ UTEP	L 20-22	9/21/85	21	49	240	12-15-0-1	121	64	361	6-4	5-65	27:31	N/A	5-11
New Mexico State		26.810	21	31	97	26-41-1-2	349	72	446	1-1	9-105	32:29	N/A	6-15
UTEP	L 19-55	9/28/85	22	59	265	15-27-1-0	179	86	444	4-3	1-5	33:22	N/A	3-14
@ Utah*		30.745	23	38	273	19-32-1-3	278	70	551	0-0	8-65	26:38	N/A	5-12
UTEP	L 24-51	10/12/85	13	40	77	6-19-2-1	96	59	173	6-3	5-29	23:58	N/A	3-14
@ Kent State		10.329	26	62	302	15-25-1-2	291	87	593	4-1	14-129	36:02	N/A	8-17
@ UTEP	W 23-16	10/26/85	15	39	139	8-18-2-1	146	57	285	1-0	12-110	24:08	N/A	4-14
#7 BYU*		22.121	28	55	298	15-35-4-1	151	90	449	2-1	9-70	36:52	N/A	6-14
@ UTEP	L 23-27	11/2/85	20	43	166	14-22-0-2	262	65	428	2-0	4-40	26:36	N/A	6-14
New Mexico*		32.849	31	58	234	15-29-1-1	277	87	511	1-0	5-40	33:24	N/A	9-19
@ UTEP	L 7-23	11/9/85	9	30	43	9-16-2-0	127	46	170	3-1	6-62	20:04	N/A	0-9
Hawaii*		12.910	23	55	193	14-27-0-0	164	82	357	1-0	7-45	39:56	N/A	8-18
UTEP	L 6-34	11/16/85	20	50	101	17-21-0-0	245	71	346	5-1	11-75	34:42	N/A	6-15
@ San Diego State*		10.876	22	38	324	9-21-0-2	180	59	504	1-0	8-67	25:18	N/A	5-9
UTEP	L 21-23	12/7/85	17	38	94	13-23-2-0	161	61	255	1-1	3-85	N/A	N/A	N/A
@ Wyoming&*		19.107	22	64	227	12-25-1-2	141	89	368	2-1	7-56	N/A	N/A	N/A

& Game played at Victorian Football League Park, Melbourne, Australia | * Western Athletic Conference (WAC) game

1986 (4-8, 2-6 WAC/8th) - Bob Stull, Head Coach

Teams	Score	Date	First Downs	- Rushing - Att.	Yards	-Passing- Com-Att-Int-TD	Yards	-Passing- Plays	Total Offense	Fum.	Pen.	Time Poss.	Avg. Pos.	Third Downs
@ UTEP	W 64-29	8/30/86	38	44	227	38-52-2-7	457	102	684	4-3	12-134	34:17	N/A	5-9
Northern Michigan		26.510	17	34	112	16-41-3-3	221	75	333	3-3	7-65	25:43	N/A	4-14
@ UTEP	L 21-23	9/9/86	22	31	81	27-39-2-2	290	70	371	3-3	7-63	27:05	N/A	7-14
Air Force*		42.385	20	72	317	5-12-0-0	47	84	364	2-1	2-18	32:55	N/A	8-19
UTEP	W 47-33	9/13/86	23	39	184	24-38-1-1	300	77	484	2-0	11-104	28:34	N/A	9-17
@ New Mexico State		32.904	31	41	223	20-51-4-3	259	92	482	2-2	6-68	31:26	N/A	7-19
UTEP	L 21-31	9/20/86	13	23	1	16-36-1-1	143	59	144	4-2	15-123	22:37	N/A	1-14
@ Hawaii*		46.427	26	56	198	14-25-1-1	178	81	376	6-3	14-123	37:23	N/A	4-13
UTEP	L 7-69	9/27/86	11	29	(-30)	17-32-4-1	180	61	150	2-2	1-11	25:30	N/A	3-13
@ #15 Iowa		67.500	27	60	371	11-16-1-4	248	76	619	1-1	7-64	34:30	N/A	5-12
UTEP	L 16-26	10/4/86	21	37	139	20-30-2-1	232	67	371	3-2	5-30	26:46	N/A	2-10
@ Tennessee		92.824	22	55	250	14-20-1-0	123	75	373	0-0	6-40	33:14	N/A	8-15
UTEP	L 22-24	10/11/86	29	43	130	28-50-0-2	407	93	537	4-3	13-103	34:01	N/A	10-21
@ New Mexico*		18.170	18	49	230	11-21-2-1	167	70	397	1-1	7-65	25:59	N/A	5-14
@ UTEP	L 10-15	10/18/86	12	30	83	14-24-1-1	165	54	248	1-0	4-45	24:15	N/A	3-12
San Diego State*		40.109	18	50	173	16-25-0-0	183	75	356	1-0	13-100	35:45	N/A	8-18
UTEP	L 13-37	10/25/86	16	38	102	13-29-2-0	190	67	292	2-0	5-50	27:33	N/A	5-17
@ BYU*		64.617	24	46	267	17-30-0-1	228	76	495	0-0	8-66	32:27	N/A	6-15
UTEP	L 12-41	11/8/86	16	35	93	19-34-3-0	207	69	300	0-0	6-30	27:34	N/A	4-16
@ Wyoming*		7.250	32	40	212	29-45-1-4	352	85	581	0-0	5-50	32:26	N/A	12-17
@ UTEP	W 21-19	11/22/86	22	35	127	26-33-2-3	246	68	373	2-0	4-31	27:15	N/A	6-11
Colorado State*		12.467	28	48	218	24-42-3-0	271	90	489	0-0	4-26	32:45	N/A	5-15
@ UTEP	W 55-44	11/29/86	28	34	155	28-39-0-4	402	62	557	6-3	6-39	26:12	N/A	N/A
Utah*		14.567	35	33	115	39-58-0-5	492	72	607	1-1	9-75	33:48	N/A	N/A

* Western Athletic Conference (WAC) game

YEARLY RESULTS

1987 (7-4, 5-3 WAC/4th) - Bob Stull, Head Coach

Teams	Score	Date	First Downs	- Rushing - Att.	Yards	-Passing- Com-Att-Int-TD	Yards	-Passing- Plays	Total Offense	Fum.	Pen.	Time Poss.	Avg. Pos.	Third Downs
@ UTEP	W 31-0	9/5/87	19	45	184	15-30-1-2	155	75	339	3-2	6-40	31:48	N/A	10-18
New Mexico State		4,5,819	16	25	26	25-61-1-0	231	86	257	6-2	4-34	28:12	N/A	6-21
UTEP	W 45-6	9/19/87	19	43	86	23-35-0-3	339	78	425	1-0	10-122	31:44	N/A	6-10
@ Colorado State*		21,472	12	36	29	18-34-0-0	218	70	247	5-4	8-55	28:16	N/A	3-16
@ UTEP	W 37-13	9/26/87	17	43	185	11-27-4-1	156	70	341	2-1	6-35	30:35	N/A	7-16
Hawaii*		46,921	19	42	91	14-38-3-0	216	80	307	3-1	5-55	29:25	N/A	7-18
UTEP	W 34-33	10/10/87	22	41	99	15-24-1-1	256	65	355	1-1	3-30	24:38	N/A	3-11
@ San Diego State*		20,744	23	45	226	21-39-0-2	192	84	418	1-1	9-63	35:22	N/A	9-17
UTEP	L 16-35	10/3/87	19	32	22	27-45-2-0	307	77	329	0-0	8-81	31:24	N/A	9-20
@ #13 Arizona State		70,372	18	50	274	7-13-1-1	108	63	382	4-2	7-66	28:36	N/A	7-12
@ UTEP	W 38-14	10/17/87	25	46	253	15-33-1-2	171	79	424	1-0	5-54	29:35	N/A	8-15
Lamar		49,481	24	51	175	11-28-1-1	142	79	317	3-2	2-18	30:25	N/A	6-16
UTEP	L 7-35	10/24/87	22	44	157	19-34-1-0	150	78	307	1-1	7-71	31:49	N/A	5-7
@ Air Force*		36,922	21	65	449	1-2-1-1	17	67	466	3-2	7-65	28:11	N/A	6-12
@ UTEP	W 34-0	10/31/87	21	57	253	8-17-1-1	156	74	409	4-2	7-45	30:52	N/A	5-12
New Mexico*		32,517	17	35	103	21-41-1-0	183	76	286	5-2	6-40	29:08	N/A	6-19
UTEP	W 30-24	11/7/87	34	59	265	20-36-5-1	340	95	605	1-1	4-27	37:54	N/A	16-21
@ Utah*		21,150	17	30	153	13-29-0-1	189	59	342	4-3	9-100	22:06	N/A	4-11
@ UTEP	L 24-37	11/14/87	12	37	90	16-34-5-3	211	71	301	4-1	7-48	26:55	N/A	5-15
BYU*		47,910	20	49	159	18-32-3-2	249	81	408	5-4	6-70	33:05	N/A	5-14
@ UTEP	L 13-37	11/21/87	21	54	246	8-23-3-0	95	77	373	5-2	3-30	30:13	N/A	11-17
Wyoming*		29,865	25	40	179	23-38-2-2	261	78	440	1-1	3-20	29:47	N/A	8-15

* Western Athletic Conference (WAC) game

1988 (10-3, 6-2 WAC/2nd) - Bob Stull, Head Coach

Teams	Score	Date	First Downs	- Rushing - Att.	Yards	-Passing- Com-Att-Int-TD	Yards	-Passing- Plays	Total Offense	Fum.	Pen.	Time Poss.	Avg. Pos.	Third Downs
@ UTEP	W 37-3	9/3/88	16	28	189	11-22-1-1	222	50	411	0-0	7-70	20:03	N/A	1-7
Mankato State		32,148	16	67	288	3-9-1-0	19	86	307	2-0	9-65	38:57	N/A	3-16
@ UTEP	W 48-21	9/10/88	26	50	258	18-28-0-1	201	78	459	2-1	4-40	31:11	N/A	7-13
Weber State		30,790	26	35	125	20-41-2-2	297	76	422	3-1	10-88	28:49	N/A	7-14
UTEP	L 27-31	9/17/88	16	38	107	19-40-3-2	192	78	299	1-0	6-59	29:44	N/A	5-17
@ BYU*		64,099	25	29	64	30-59-2-3	443	88	507	3-3	11-106	30:16	N/A	11-21
UTEP	W 27-24	9/24/88	19	39	131	18-43-0-2	276	82	407	0-0	3-25	29:26	N/A	8-20
@ Tulsa		20,057	26	44	207	25-41-3-2	355	85	562	3-1	3-40	30:34	N/A	6-15
@ UTEP	W 38-28	10/1/88	22	41	300	16-24-0-0	226	65	526	1-0	10-85	23:34	N/A	4-8
Utah*		40,578	39	32	209	41-63-3-3	453	95	662	1-1	8-70	36:26	N/A	6-10
UTEP	W 42-25	10/8/88	22	41	244	19-27-1-3	287	68	531	2-1	5-27	24:48	N/A	5-11
@ Hawaii*		50,000	31	61	245	21-32-3-1	275	93	520	1-1	5-25	35:12	N/A	10-17
@ UTEP	W 34-14	10/15/88	24	51	139	19-33-1-2	254	84	393	1-0	8-60	35:16	N/A	9-17
Colorado State*		45,187	17	33	124	15-30-3-1	157	63	281	4-1	5-35	24:44	N/A	4-11
UTEP	W 37-0	10/22/88	30	50	292	20-33-1-3	279	83	571	1-0	7-64	35:19	N/A	4-13
@ New Mexico*		11,441	14	31	85	11-31-0-0	100	62	185	0-0	3-35	24:41	N/A	3-15
UTEP	W 42-9	10/29/88	15	35	147	16-27-3-2	182	62	329	3-2	10-108	25:27	N/A	6-16
@ New Mexico State		30,061	18	47	128	11-35-4-1	99	82	227	5-1	6-50	34:33	N/A	6-20
UTEP	L 6-51	11/5/88	9	33	96	7-25-0-0	66	58	162	2-2	3-30	20:53	N/A	2-15
@ [10] Wyoming*		32,210	27	52	268	19-27-0-4	239	79	507	2-1	9-65	39:07	N/A	2-10
@ UTEP	W 58-7	11/12/88	27	39	292	15-27-0-1	244	66	536	1-0	11-91	23:57	N/A	7-12
San Diego State*		31,552	23	44	98	25-40-1-1	225	84	323	4-1	5-45	36:03	N/A	8-20
@ UTEP	W 31-24	11/19/88	20	40	219	13-22-1-0	203	62	422	2-1	7-58	22:15	N/A	3-14
Air Force*		35,595	28	81	433	2-5-0-0	24	86	457	7-2	6-49	37:45	N/A	4-9
UTEP	L 18-38	12/23/88	19	38	53	23-44-0-2	308	82	361	3-0	10-95	31:08	N/A	4-18
Southern Mississippi+		20,242	17	41	168	15-26-2-1	157	67	323	2-0	5-45	28:52	N/A	2-12+

1988 Independence Bowl, Shreveport, La. | * Western Athletic Conference (WAC) game



Tony Tolbert (1986-88)

YEARLY RESULTS

PREVIEW MINERS STAFF IN REVIEW HONORS PROS RECORDS UNIVERSITY MEDIA



Sean Kugler (1985-88)

1989 (2-10, 1-7 WAC/8th) - David Lee, Head Coach

Teams	Score	Date	First Downs	- Rushing - Att.	Yards	-Passing- Com-Att-Int-TD	Yards	-Passing- Plays	Total Offense	Fum.	Pen.	Time Poss.	Avg. Pos.	Third Downs
@ UTEP	L 14-23	9/2/89	15	28	52	22-37-2-1	237	65	289	4-2	3-25	24:53	N/A	3-13
Tulsa		38,065	20	49	194	13-29-0-1	212	78	406	5-2	8-65	35:17	N/A	8-17
@ UTEP	L 19-21	9/9/89	26	53	140	25-34-1-0	273	87	413	2-0	7-78	36:03	N/A	4-20
Lamar		36,632	20	27	87	26-46-1-3	407	73	494	5-2	5-45	23:57	N/A	8-17
UTEP	W 29-27	9/16/89	17	49	231	9-27-3-1	121	76	352	1-0	4-20	33:21	N/A	6-17
@ New Mexico State		25,823	19	37	103	25-46-3-3	318	83	421	3-2	8-65	26:39	N/A	8-19
UTEP	L 28-43	9/23/89	23	27	(-28)	25-48-2-3	434	75	406	2-1	7-60	27:17	N/A	4-15
@ Air Force*		43,898	23	66	425	3-9-0-0	41	75	466	2-1	7-80	32:43	N/A	7-16
UTEP	L 7-39	9/30/89	14	34	20	12-29-2-0	145	63	165	0-0	3-30	24:53	N/A	2-14
@ #8 Arkansas		48,240	28	63	366	11-21-0-1	254	84	620	7-3	10-87	35:07	N/A	10-19
@ UTEP	L 45-50	10/7/89	24	37	169	22-42-1-2	388	79	557	2-2	7-60	27:36	N/A	5-15
Utah*		21,337	27	39	200	28-48-2-1	350	87	550	3-1	12-108	32:24	N/A	5-15
@ UTEP	W 26-7	10/14/89	16	50	234	11-21-1-1	205	71	439	0-0	0-0	33:21	N/A	6-17
New Mexico*		21,059	16	28	23	21-42-2-1	221	70	244	3-1	5-40	26:39	N/A	7-17
UTEP	L 24-49	10/21/89	22	34	117	28-51-4-2	328	85	445	2-1	3-30	33:03	N/A	8-19
@ #21 BYU*		65,528	22	34	137	25-32-2-3	464	66	601	6-4	12-120	26:57	N/A	5-11
@ UTEP	L 31-34	10/28/89	18	35	108	16-38-3-2	257	73	365	0-0	5-60	27:16	N/A	3-16
San Diego State*		17,070	32	53	262	20-35-6-1	282	88	544	2-1	4-45	32:44	N/A	4-11
UTEP	L 7-26	11/4/89	12	30	63	15-25-3-1	192	55	255	2-2	2-20	24:36	N/A	1-11
@ Hawaii*		44,752	23	54	272	12-23-2-1	189	77	461	4-2	13-81	35:24	N/A	7-16
@ UTEP	L 0-52	11/11/89	12	28	27	21-41-1-0	191	69	218	1-1	5-55	25:26	N/A	5-14
Colorado State*		28,977	28	64	290	12-19-1-1	189	83	479	2-1	3-35	34:34	N/A	9-13
UTEP	L 10-41	11/18/89	15	31	89	15-32-0-0	218	63	307	5-1	3-19	26:07	U22	3-14
@ Wyoming*		15,624	26	56	282	13-26-0-1	193	82	475	0-0	9-79	33:53	W27	7-17

* Western Athletic Conference (WAC) game

1990 (3-8, 1-7 WAC/9th) - David Lee, Head Coach

Teams	Score	Date	First Downs	- Rushing - Att.	Yards	-Passing- Com-Att-Int-TD	Yards	-Passing- Plays	Total Offense	Fum.	Pen.	Time Poss.	Avg. Pos.	Third Downs
@ UTEP	L 10-30	9/1/90	24	46	88	21-41-1-0	287	87	375	1-0	6-79	31:10	N/A	7-18
#6 BYU*		29,033	33	32	166	33-46-2-1	387	78	553	2-1	19-169	28:50	N/A	1-10
@ UTEP	W 27-24	9/8/90	19	49	232	13-27-1-2	149	76	381	0-0	4-40	30:35	N/A	4-13
New Mexico State		28,930	17	39	81	18-35-2-2	158	74	239	1-0	8-65	29:25	N/A	7-17
UTEP	L 0-56	9/15/90	12	32	45	12-27-1-0	103	59	148	4-2	0-0	26:03	U23	3-15
@ #7 Tennessee		95,203	25	54	323	13-20-0-1	187	74	510	0-0	9-93	32:57	T37	8-13
UTEP	L 20-38	9/22/90	20	53	245	12-27-3-0	141	80	386	1-1	7-72	35:02	N/A	7-19
@ Colorado State*		26,541	18	54	290	5-11-1-0	146	65	436	3-2	7-54	24:58	N/A	4-12
@ UTEP	W 17-10	9/29/90	15	37	95	11-20-0-2	181	57	276	6-3	3-20	25:29	N/A	8-14
Sam Houston State		21,801	16	41	171	11-28-0-0	122	69	293	1-0	6-60	34:31	N/A	4-15
UTEP	L 28-48	10/6/90	14	32	81	11-23-2-0	137	55	218	4-2	9-78	20:52	U48	1-10
@ New Mexico*		17,932	31	60	282	21-32-0-3	284	92	566	8-2	13-122	39:08	N51	10-16
@ UTEP	W 12-10	10/13/90	16	44	119	14-24-0-0	123	68	242	2-2	7-45	30:52	N/A	5-15
Hawaii*		16,121	20	45	171	14-32-2-1	139	77	310	1-1	5-41	29:08	N/A	6-15
UTEP	L 23-37	10/20/90	19	39	89	17-36-3-2	299	75	388	2-1	7-59	30:09	U24	4-19
@ Utah*		26,262	23	41	145	20-35-2-3	282	76	427	2-0	7-80	29:51	U29	4-14
@ UTEP	L 10-17	10/27/90	18	33	51	22-44-0-1	244	77	295	2-1	3-20	26:43	N/A	4-17
Wyoming*		16,694	20	43	114	15-33-2-0	173	76	287	1-0	7-60	33:17	N/A	4-16
@ UTEP	L 13-14	11/17/90	17	24	23	32-48-0-1	364	72	390	1-0	4-40	31:55	N/A	6-16
Air Force*		30,274	16	56	258	2-11-0-0	24	67	282	1-1	4-21	28:05	N/A	4-16
UTEP	L 31-58	11/24/90	22	20	8	24-44-2-2	299	64	307	0-0	5-25	24:01	N/A	2-11
@ San Diego State*		13,927	35	48	221	31-47-0-2	467	95	688	1-0	9-121	35:59	N/A	8-16

* Western Athletic Conference (WAC) game

YEARLY RESULTS



Reggie Barrett (1987-90)

1991 (4-7-1, 2-5-1 WAC/9th) - David Lee, Head Coach

Teams	Score	Date	First Downs	- Rushing - Att.	Yards	-Passing- Com-Att-Int-TD	Yards	-Passing- Plays	Total Offense	Fum.	Pen.	Time Poss.	Avg. Pos.	Third Downs
@ UTEP	W 35-19	8/31/91	23	62	349	12-23-0-1	153	85	502	5-3	6-42	34:53	N/A	9-17
New Mexico*		40:319	19	24	53	23-51-2-2	350	75	403	3-2	3-26	25:07	N/A	4-17
UTEP	L 7-27	9/7/91	13	46	125	7-16-2-1	67	62	192	0-0	4-32	31:30	U32	6-15
@ Baylor		35:127	20	46	280	8-15-0-0	90	61	170	2-1	4-40	28:30	B36	9-15
UTEP	W 22-21	9/14/91	16	42	106	14-24-0-2	210	42	106	2-1	3-35	26:51	U31	8-15
@ New Mexico State		30:341	24	38	169	22-35-2-3	242	38	169	3-1	8-72	33:09	N27	8-15
@ UTEP	W 14-0	9/21/91	16	48	191	7-17-1-0	61	65	275	5-2	4-25	29:01	N/A	5-16
Northwestern State		30:655	13	39	33	14-27-2-0	159	66	192	0-0	6-36	30:59	N/A	3-16
UTEP	T 28-28	9/28/91	16	41	146	12-23-0-3	221	64	367	1-0	5-48	28:07	N/A	7-16
@ Wyoming*		16:135	26	43	204	22-31-0-1	281	74	485	4-3	5-26	32:53	N/A	9-16
@ UTEP	L 18-23	10/5/91	13	42	203	9-19-1-0	83	61	286	2-0	6-57	24:58	N/A	3-14
Colorado State*		39:764	22	52	173	16-24-1-1	172	76	345	3-1	0-0	35:02	N/A	5-14
UTEP	L 29-31	10/12/91	15	44	180	12-4-0-1-2	241	84	421	5-1	3-20	31:08	N/A	2-18
@ BYU*		65:803	22	36	38	22-39-2-3	378	75	416	2-2	8-67	28:52	N/A	3-14
@ UTEP	L 21-28	10/19/91	15	44	210	12-24-0-2	173	68	383	2-0	3-25	24:21	N/A	4-14
San Diego State*		25:342	26	49	173	21-34-0-2	296	83	469	2-1	4-20	35:39	N/A	13-20
UTEP	L 13-20	10/26/91	18	38	103	17-32-0-0	279	70	382	6-2	5-25	26:39	N/A	6-17
@ Air Force*		38:975	19	64	238	5-13-0-1	118	77	356	1-0	6-58	33:21	N/A	7-18
UTEP	W 41-24	11/9/91	20	51	169	16-24-0-1	290	75	459	4-1	2-10	33:55	N/A	8-17
@ Hawaii*		40:356	18	39	190	8-29-2-0	148	68	338	3-2	3-23	26:05	N/A	7-15
@ UTEP	L 9-10	11/16/91	17	36	173	13-29-3-0	218	65	391	1-0	5-45	26:39	N/A	6-14
Utah*		23:952	18	48	211	16-27-0-1	166	75	377	0-0	11-70	33:21	N/A	5-15
@ UTEP	L 17-21	11/23/91	14	34	153	13-28-0-0	179	62	332	2-2	6-60	22:57	N/A	3-13
Louisiana Tech		16:123	23	58	250	9-21-2-0	117	79	367	1-0	8-85	37:03	N/A	3-12

* Western Athletic Conference (WAC) game

1992 (1-10, 1-7 WAC/10th) - David Lee, Head Coach

Teams	Score	Date	First Downs	- Rushing - Att.	Yards	-Passing- Com-Att-Int-TD	Yards	-Passing- Plays	Total Offense	Fum.	Pen.	Time Poss.	Avg. Pos.	Third Downs
@ UTEP	L 28-38	9/5/92	22	50	146	23-33-1-0	269	83	415	4-1	8-50	32:28	N/A	11-16
BYU*		46:905	22	38	165	17-28-2-3	302	66	467	0-0	4-26	27:32	N/A	4-11
UTEP	L 17-19	9/12/92	17	50	236	8-22-1-0	76	72	312	4-2	2-30	32:11	N/A	6-16
@ UNLV		15:176	15	42	184	7-14-1-0	87	56	271	4-2	7-50	27:49	N/A	1-9
@ UTEP	L 24-30	9/19/92	21	55	198	11-22-1-1	168	77	366	1-1	1-5	32:05	N/A	6-17
New Mexico State		38:911	22	32	88	23-40-1-2	398	72	486	2-0	5-50	27:55	N/A	6-11
@ UTEP	L 22-28	10/3/92	23	43	189	21-40-1-0	213	83	402	3-0	8-67	32:46	N/A	10-17
Air Force*		29:103	11	46	119	2-4-0-1	48	50	167	1-0	7-32	27:14	N/A	6-12
UTEP	L 24-42	10/10/92	26	50	270	13-27-0-0	180	77	450	0-0	2-20	31:29	N/A	5-13
@ Colorado State*		15:407	26	46	316	13-20-0-4	231	66	547	1-0	3-28	28:31	N/A	9-12
UTEP	L 27-49	10/17/92	24	47	150	18-41-2-2	244	88	394	4-0	3-15	35:46	N/A	7-20
@ San Diego State*		N/A	23	36	222	19-34-0-4	372	70	594	0-0	4-46	24:14	N/A	6-13
UTEP	W 20-13	10/24/92	14	47	209	4-15-1-0	121	62	330	0-0	7-50	29:51	N/A	3-14
@ Utah*		27:802	16	36	134	17-36-2-0	192	72	326	1-1	8-80	30:09	N/A	6-17
@ UTEP	L 21-41	10/31/92	19	38	99	16-31-0-1	186	69	285	6-1	2-15	28:24	N/A	3-13
Hawaii*		20:734	30	66	447	11-19-1-2	190	85	637	3-2	3-20	31:36	N/A	7-14
UTEP	L 39-48	11/7/92	22	54	300	9-15-1-0	127	69	427	3-1	5-58	30:17	N/A	4-9
@ Tulsa		19:624	27	49	210	18-31-0-2	294	80	504	1-1	4-25	29:43	N/A	9-16
UTEP	L 14-35	11/14/92	19	44	153	12-29-0-0	109	73	262	2-0	6-45	29:30	N/A	7-17
@ New Mexico*		14:712	20	44	144	17-25-0-2	316	69	460	1-0	6-64	30:30	N/A	5-13
@ UTEP	L 18-43	11/28/92	22	45	172	19-31-2-0	218	76	390	0-0	5-55	32:17	N/A	5-13
#25 Fresno State*		15:000	26	40	280	13-23-2-2	257	63	537	1-0	5-36	27:43	N/A	3-6

* Western Athletic Conference (WAC) game

YEARLY RESULTS

1993 (1-11, 0-8 WAC/10th) - David Lee/Charlie Bailey^, Head Coach

Teams	Score	Date	First Downs	- Rushing - Att.	Yards	-Passing- Com-Att-Int-TD	Yards	-Passing- Plays	Total Offense	Fum.	Pen.	Time Poss.	Avg. Pos.	Third Downs
UTEP	L 6-24	9/4/93	11	33	(-8)	14-35-2-0	161	68	153	0-0	9-97	27:33	N/A	3-19
@ #14 Arizona		44,414	17	46	116	13-24-2-0	135	70	251	3-2	5-58	32:27	N/A	10-16
@ UTEP	W 41-24	9/11/93	21	71	319	5-16-1-0	85	87	404	1-0	4-40	36:20	N/A	8-18
UNLV		39,612	19	31	141	12-29-3-3	248	60	389	1-1	9-69	23:40	N/A	1-9
UTEP	L 14-31	9/18/93	16	32	90	17-31-2-2	244	63	334	3-0	4-37	26:52	U27	3-15
@ New Mexico State		31,839	21	41	195	19-32-2-3	321	73	516	0-0	10-83	33:08	N30	10-16
UTEP	L 0-52	9/25/93	11	34	81	13-26-2-0	111	60	192	5-4	5-28	27:10	N/A	2-12
@ Hawaii*		40,388	16	60	326	6-8-0-0	90	68	416	1-0	7-59	32:50	N/A	9-15
UTEP	L 39-45	10/2/93	20	46	212	14-25-1-2	192	71	404	2-2	6-44	29:20	N/A	5-14
@ #16 North Carolina		49,000	26	56	265	13-17-2-1	170	73	435	2-1	2-10	30:40	N/A	7-13
@ UTEP	L 26-33	10/9/93	19	53	275	6-17-1-1	140	70	415	1-1	6-50	33:38	N/A	5-14
Wyoming*		34,263	22	27	72	26-42-0-3	422	69	494	1-1	4-25	26:22	N/A	4-13
@ UTEP	L 29-45	10/16/93	16	36	122	10-26-0-2	213	62	335	2-0	5-42	24:15	N/A	4-14
Utah*		33,639	28	48	260	22-32-1-3	316	80	576	2-2	11-88	35:45	N/A	5-12
UTEP	L 10-31	10/30/93	17	36	92	12-24-1-1	155	60	247	2-0	7-60	27:58	N/A	4-13
@ Air Force*		24,472	24	67	292	3-6-0-1	73	73	365	2-1	5-45	32:02	N/A	6-13
UTEP	L 10-30	11/6/93	20	54	209	8-17-1-1	97	71	306	4-3	5-25	32:54	U16	6-14
@ Fresno State*		34,265	25	36	260	17-24-0-2	227	60	487	0-0	5-41	27:06	F34	5-8
@ UTEP	L 0-54	11/13/93	22	44	179	15-32-3-0	173	76	352	4-3	4-36	32:35	N/A	6-17
Colorado State*		11,225	17	41	297	10-22-0-3	144	63	441	0-0	9-100	27:25	N/A	7-14
@ UTEP	L 29-35	11/20/93	20	61	350	6-14-0-0	70	75	420	2-1	8-92	32:31	N/A	6-15
New Mexico*		15,147	23	40	127	18-28-1-4	259	68	386	3-1	3-36	27:29	N/A	2-11
UTEP	L 16-47	11/27/93	15	47	147	10-21-0-0	96	68	243	3-0	2-25	27:56	N/A	6-16
@ BYU*		63,649	23	45	203	20-30-2-1	288	75	491	2-0	11-94	32:04	N/A	8-13

^ Lee was head coach for the season's first seven games (1-6); Bailey was head coach for the season's last five games (0-5)

* Western Athletic Conference (WAC) game

1994 (3-7-1, 1-6-1 WAC/9th) - Charlie Bailey, Head Coach

Teams	Score	Date	First Downs	- Rushing - Att.	Yards	-Passing- Com-Att-Int-TD	Yards	-Passing- Plays	Total Offense	Fum.	Pen.	Time Poss.	Avg. Pos.	Third Downs
UTEP	L 13-36	9/3/94	10	31	91	8-26-0-0	114	57	205	4-4	3-25	22:29	N/A	1-13
@ Wyoming*		20,050	28	59	362	17-31-1-3	264	90	626	4-1	11-116	37:31	N/A	5-14
@ UTEP	W 22-20	9/10/94	22	63	266	8-14-1-1	144	77	410	1-1	9-78	33:51	N/A	5-13
Eastern Illinois		28,229	11	32	53	10-15-0-0	199	47	252	1-1	4-35	26:09	N/A	2-10
@ UTEP	L 22-23	9/17/94	16	54	212	6-11-0-1	62	65	274	4-1	5-48	32:40	N/A	7-15
New Mexico State		40,260	20	43	161	18-32-2-2	238	75	399	5-2	9-80	27:20	N/A	6-14
UTEP	L 7-47	9/24/94	11	25	80	13-30-2-0	143	55	223	1-0	3-25	21:42	N/A	4-14
Air Force&*		22,889	26	63	481	9-20-0-0	219	83	700	0-0	6-34	33:12	N/A	10-17
@ UTEP	W 34-27	10/1/94	22	55	297	6-18-0-2	174	73	471	5-3	8-55	32:26	N/A	3-12
Hawaii*		21,258	19	50	244	7-14-0-1	119	64	363	9-6	10-82	27:34	N/A	4-11
UTEP	W 24-17	10/8/94	18	49	201	14-26-1-0	205	75	406	1-1	9-70	29:28	N/A	8-18
@ Tulsa		17,127	23	36	168	24-43-1-0	243	79	411	2-2	1-15	30:32	N/A	3-14
UTEP	L 9-47	10/15/94	10	31	23	11-30-1-0	116	61	139	4-1	3-33	22:31	N/A	1-14
@ #15 Colorado State*		27,837	29	51	335	15-36-0-2	250	87	585	3-1	10-82	37:29	N/A	6-16
@ UTEP	L 28-34	10/22/94	15	36	99	10-23-1-3	227	59	326	0-0	8-47	23:57	N/A	3-13
BYU*		38,135	28	44	206	26-39-2-3	330	83	536	0-0	14-130	36:03	N/A	7-15
UTEP	L 7-52	10/29/94	17	35	104	16-35-3-1	184	70	288	1-0	4-35	28:45	N/A	5-15
@ #12 Utah*		32,620	28	38	227	26-37-1-3	401	75	628	2-1	5-50	31:15	N/A	9-14
@ UTEP	T 30-30	11/12/94	23	54	298	10-29-2-1	208	83	506	5-1	9-54	36:16	N/A	9-18
Fresno State*		15,328	17	32	108	16-30-3-2	248	62	356	1-1	4-47	23:44	N/A	4-11
UTEP	L 21-25	11/19/94	25	56	309	9-21-1-0	89	77	398	1-1	6-35	36:06	N/A	7-15
@ New Mexico*		19,472	26	45	224	15-35-1-2	244	80	468	1-1	3-31	23:54	N/A	8-16

& Game played at the Alamodome, San Antonio, Texas | * Western Athletic Conference (WAC) game

Rocky Perez (1997-2000)



YEARLY RESULTS

1995 (2-10, 1-7 WAC/10th) - Charlie Bailey, Head Coach

Teams	Score	Date	First Downs	- Rushing - Att.	Yards	-Passing- Com-Att-Int-TD	Yards	-Passing- Plays	Total Offense	Fum.	Pen.	Time Poss.	Avg. Pos.	Third Downs
UTEP	L 17-45	9/2/95	24	31	58	22-39-3-2	269	70	327	4-2	7-63	26:56	U25	3-13
@ New Mexico State		29,921	25	42	179	17-28-1-4	308	70	487	1-1	12-163	33:04	N38	6-14
UTEP	L 20-45	9/9/95	14	34	141	9-25-1-1	78	59	219	0-0	8-66	23:49	U30	3-15
@ Arizona State		43,089	31	57	343	16-29-3-4	237	86	580	1-0	8-77	36:11	A36	8-16
@ UTEP	W 34-24	9/16/95	28	57	346	11-23-1-0	167	80	513	0-0	4-25	41:23	N/A	5-12
Valdosta State		28,737	20	13	35	34-50-1-1	360	63	395	0-0	13-80	18:37	N/A	5-13
UTEP	L 21-42	9/23/95	19	40	185	16-30-1-1	128	70	313	4-1	6-44	24:56	N/A	8-17
@ Hawaii*		38,688	25	55	375	8-16-1-1	90	71	465	1-0	8-71	35:04	N/A	7-12
@ UTEP	L 21-34	9/30/95	13	31	91	19-38-0-1	244	69	335	1-0	7-32	23:52	N/A	6-17
Utah*		19,254	29	50	207	21-37-0-2	280	87	487	4-3	3-31	36:08	N/A	9-17
UTEP	L 46-56	10/7/95	29	52	307	20-30-0-5	288	82	595	3-3	6-46	31:29	N/A	9-14
@ Air Force*		40,046	28	53	420	7-13-0-1	130	66	550	1-1	3-30	28:31	N/A	6-11
@ UTEP	L 28-38	10/14/95	18	43	176	9-21-2-1	101	64	277	1-1	10-78	27:28	N/A	4-12
Tulsa		19,931	21	56	258	12-21-0-0	163	77	421	4-3	4-36	32:20	N/A	7-16
@ UTEP	L 16-45	10/28/95	22	35	157	30-48-5-2	315	83	472	5-2	7-56	33:14	N/A	6-18
San Diego State*		13,720	25	45	318	15-29-1-2	188	74	506	2-2	5-39	26:01	N/A	4-13
UTEP	L 10-56	11/4/95	12	39	107	9-18-2-1	97	57	204	3-3	4-28	29:19	N/A	4-14
@ Colorado State*		22,013	18	53	232	11-20-0-3	263	73	495	4-2	11-75	31:41	N/A	6-13
UTEP	L 14-47	11/11/95	18	30	68	19-46-1-1	230	76	298	1-0	5-30	25:11	N/A	6-17
@ Fresno State*		30,274	30	46	231	22-32-0-5	412	78	643	1-1	4-48	34:49	N/A	6-12
@ UTEP	W 17-12	11/18/95	21	54	196	12-19-0-1	166	73	362	1-1	8-67	34:33	N/A	7-16
New Mexico*		13,837	21	36	134	19-30-0-0	208	66	342	3-1	4-44	25:27	N/A	1-11
@ UTEP	L 19-42	11/25/95	24	37	111	27-46-2-1	326	83	437	2-2	5-45	32:14	N/A	6-16
Wyoming*		31,383	22	46	158	15-24-1-4	308	70	466	4-2	1-5	26:31	N/A	8-14

* Western Athletic Conference (WAC) game

1996 (2-9, 0-8 WAC/8th Mountain Division) - Charlie Bailey, Head Coach

Teams	Score	Date	First Downs	- Rushing - Att.	Yards	-Passing- Com-Att-Int-TD	Yards	-Passing- Plays	Total Offense	Fum.	Pen.	Time Poss.	Avg. Pos.	Third Downs
UTEP	L 3-23	8/31/96	6	26	50	10-23-2-0	116	49	166	2-0	2-20	22:35	N/A	3-14
@ Arizona		40,388	20	56	195	13-23-1-1	109	79	304	1-0	1-12	37:25	N/A	4-17
@ UTEP	W 14-7	9/14/96	17	50	178	6-9-0-2	73	59	251	1-1	3-20	31:48	N/A	7-15
New Mexico State		31,654	17	38	119	12-25-0-1	189	63	308	0-0	6-52	27:43	N/A	7-15
UTEP	L 25-26	9/21/96	16	47	135	14-33-3-1	226	80	361	0-0	7-82	36:16	U24	6-18
@ San Jose State*		10,433	18	19	46	22-43-0-1	280	62	326	5-2	7-73	23:44	S36	6-16
UTEP	W 37-6	9/28/96	26	69	292	12-15-0-1	139	84	431	6-2	5-50	37:37	N/A	10-19
@ Northern Illinois		10,229	7	24	11	12-28-2-0	137	52	148	3-1	3-26	22:23	N/A	2-14
@ UTEP	L 27-34	10/5/96	16	48	183	10-26-1-1	124	74	307	2-2	8-84	33:55	N/A	5-16
Utah*		28,271	18	35	207	15-31-1-1	155	66	362	1-1	7-53	26:05	N/A	4-12
UTEP	L 0-18	10/12/96	7	30	85	14-24-2-0	52	54	137	0-0	5-25	24:49	U27	4-15
@ TCU*		25,384	19	41	153	14-28-1-0	156	69	309	3-0	6-37	35:11	T33	7-15
@ UTEP	L 21-48	10/26/96	13	21	27	21-42-1-3	225	63	252	1-1	3-15	21:29	U29	3-13
Rice*		19,336	22	67	415	2-4-0-0	13	71	428	0-0	4-20	38:31	R43	6-15
UTEP	L 18-40	11/2/96	16	42	143	16-31-2-1	175	73	318	3-0	8-90	32:48	N/A	9-20
@ #13 BYU*		64,988	21	33	164	24-33-3-2	232	66	396	5-1	4-49	27:12	N/A	5-11
@ UTEP	L 0-30	11/9/96	16	47	95	13-22-1-0	136	69	231	5-2	5-30	33:48	U24	5-14
SMU*		14,590	13	41	269	6-12-0-0	49	53	318	1-1	7-67	26:12	S45	4-11
@ UTEP	L 21-38	11/16/96	15	41	215	10-28-0-2	150	69	365	2-2	4-33	26:44	N/A	4-14
Tulsa*		14,293	28	58	320	14-24-0-3	182	82	502	4-2	7-65	33:16	N/A	7-17
UTEP	L 17-44	11/23/96	20	31	72	25-49-2-1	206	80	278	3-2	4-23	30:47	U32	9-20
@ New Mexico*		19,510	20	51	244	8-18-0-0	90	69	334	4-2	3-17	29:13	N43	5-14

* Western Athletic Conference (WAC) game



Brian Natkin (1997-2000)

YEARLY RESULTS

1997 (4-7, 3-5 WAC/6th Mountain Division) - Charlie Bailey, Head Coach

Teams	Score	Date	First Downs	- Rushing -		- Passing -		- Passing -		Total Offense	Fum.	Pen.	Time Poss.	Avg. Pos.	Third Downs
				Att.	Yards	Com-Att-Int-TD	Yards	Plays							
UTEP	L 3-55	9/6/97	17	41	142	12-36-3-0	101	77	243	6-3	11-70	33:50	U25	3-17	
@ #10 LSU		80,015	20	37	192	17-23-1-1	248	60	440	6-3	13-112	26:10	L48	3-9	
@ UTEP	L 20-38	9/13/97	17	26	22	16-38-2-3	260	64	282	1-1	6-31	22:51	U18	6-14	
New Mexico*		19,857	24	54	360	11-19-1-1	138	73	498	1-1	7-70	37:09	N47	8-14	
UTEP	L 3-56	9/20/97	16	38	106	12-32-3-0	142	70	248	5-1	6-60	28:45	U24	6-15	
@ Utah*		28,820	23	45	266	17-18-0-6	317	63	583	0-0	8-59	31:15	U39	7-12	
@ UTEP	W 24-16	9/27/97	28	67	239	13-26-0-1	142	94	381	3-2	7-56	38:02	U36	6-17	
New Mexico State		21,779	18	26	128	16-36-2-2	190	62	318	2-1	8-50	21:58	N25	4-12	
UTEP	L 7-39	10/4/97	14	32	91	10-32-0-0	142	64	233	2-1	9-73	24:30	N/A	6-16	
@ Clemson		62,000	22	44	169	18-28-0-4	241	72	410	1-0	7-63	35:30	N/A	9-16	
UTEP	W 33-18	10/11/97	20	56	305	12-19-1-1	187	75	492	1-0	5-45	34:39	U25	7-16	
@ Tulsa*		16,830	19	35	117	13-32-0-0	159	67	276	2-1	11-87	25:21	T33	4-13	
@ UTEP	L 7-10	10/18/97	18	50	142	12-33-2-0	118	83	260	1-0	7-47	35:09	U29	8-24	
San Jose State*		25,908	7	30	97	11-24-2-0	71	54	168	1-1	6-30	24:51	S38	3-15	
@ UTEP	W 14-3	11/1/97	16	56	120	9-15-0-0	136	71	256	1-0	12-60	36:43	U31	2-15	
#25 BYU*		18,630	8	20	0	17-32-3-0	226	52	226	1-1	7-77	23:17	B30	2-12	
UTEP	L 14-28	11/8/97	18	40	102	22-35-2-2	256	75	358	1-0	6-40	32:54	N/A	N/A	
@ SMU*		21,280	11	43	219	3-4-0-0	90	47	309	1-1	3-11	27:06	N/A	N/A	
@ UTEP	W 24-17	11/15/97	14	51	139	8-24-2-0	92	75	231	2-0	2-16	35:20	U39	6-19	
TCU*		16,247	10	33	36	12-26-0-1	232	59	268	6-5	6-50	24:40	T29	1-14	
UTEP	L 13-31	11/22/97	21	42	89	20-37-0-0	278	79	367	2-0	8-60	33:33	U23	7-19	
@ Rice*		18,014	16	48	229	2-5-1-0	114	53	343	1-0	2-23	26:27	R30	4-11	

* Western Athletic Conference (WAC) game

1998 (3-8, 3-5 WAC/T5th Pacific Division) - Charlie Bailey, Head Coach

Teams	Score	Date	First Downs	- Rushing -		- Passing -		- Passing -		Total Offense	Fum.	Pen.	Time Poss.	Avg. Pos.	Third Downs
				Att.	Yards	Com-Att-Int-TD	Yards	Plays							
UTEP	L 3-35	9/5/98	12	34	121	11-25-3-0	180	59	301	1-1	9-55	30:20	U21	1-12	
@ Texas Tech		41,087	22	56	324	12-22-0-1	194	78	518	1-1	11-81	29:40	T37	11-19	
@ UTEP	L 26-33	9/12/98	19	43	244	14-28-0-1	182	71	426	2-1	4-22	31:43	U24	6-15	
#24 Oregon		25,906	21	34	157	18-34-1-2	320	68	477	0-0	12-78	28:17	O28	5-14	
UTEP	L 24-33	9/26/98	14	44	283	7-16-1-1	52	60	335	3-2	12-101	22:49	U41	5-12	
@ New Mexico State		32,993	26	57	266	9-17-1-1	184	74	450	1-0	6-47	37:11	N26	9-18	
@ UTEP	L 17-20	10/3/98	21	34	83	26-33-0-1	332	67	415	1-0	4-34	29:30	U27	7-15	
Colorado State*		19,003	23	48	288	16-26-1-0	171	74	459	2-1	7-36	30:30	C25	7-13	
UTEP	W 22-19	10/10/98	28	42	212	20-34-2-1	225	76	437	1-1	6-56	29:06	U27	7-15	
@ New Mexico*		29,812	20	39	155	19-25-0-2	316	64	471	1-1	6-65	30:54	N31	8-14	
@ UTEP	W 28-21	10/17/98	26	59	290	13-32-1-0	111	91	401	0-0	7-60	36:02	U33	7-18	
San Jose State*		21,300	20	25	141	21-44-2-2	305	69	446	1-1	7-46	23:58	S25	2-13	
UTEP	L 6-32	10/24/98	16	35	92	16-39-0-0	139	74	231	2-1	3-23	32:12	U27	6-20	
@ Fresno State*		39,881	14	44	271	11-22-0-2	126	66	397	0-0	10-106	27:48	F27	3-14	
@ UTEP	W 30-13	10/31/98	23	55	248	15-31-0-2	173	86	421	3-2	5-25	36:18	U38	9-17	
Hawaii*		15,207	10	46	236	2-8-3-0	33	54	269	1-0	4-34	23:42	H28	4-13	
UTEP	L 27-34	11/7/98	17	36	53	20-46-2-2	346	82	399	1-0	4-30	30:12	U31	3-17	
@ Utah		37,812	19	44	253	17-32-2-2	214	76	467	5-3	5-42	29:48	U35	5-16	
@ UTEP	L 14-31	11/14/98	13	32	73	14-26-1-1	254	58	327	1-1	4-44	25:34	U24	5-15	
BYU*		19,307	25	45	259	17-25-1-2	185	70	444	1-1	5-40	34:26	B36	9-14	
UTEP	L 29-34	11/21/98	26	30	138	31-46-0-3	281	76	419	1-0	2-10	29:00	N/A	4-14	
@ San Diego State*		22,365	22	41	205	18-29-0-2	267	70	472	0-0	7-48	31:00	N/A	11-15	

* Western Athletic Conference (WAC) game

1999 (5-7, 3-4 WAC/6th) - Charlie Bailey, Head Coach

Teams	Score	Date	First Downs	- Rushing -		- Passing -		- Passing -		Total Offense	Fum.	Pen.	Time Poss.	Avg. Pos.	Third Downs
				Att.	Yards	Com-Att-Int-TD	Yards	Plays							
@ UTEP	W 13-10	9/4/99	20	46	105	18-29-1-1	165	75	270	4-2	4-22	36:51	U18	8-18	
New Mexico		41,136	11	28	77	13-23-1-0	102	51	179	0-0	4-50	23:09	N44	2-12	
UTEP	L 28-47	9/11/99	17	34	158	20-34-1-1	271	68	429	1-1	6-58	31:25	U22	3-12	
@ Oregon		40,938	23	39	195	15-27-3-0	228	66	423	2-0	8-52	28:35	O43	5-12	
UTEP	L 7-40	9/18/99	13	26	66	18-41-1-1	181	67	247	3-0	10-63	26:49	U23	4-17	
@ #16 Kansas State		50,923	20	47	193	12-23-2-2	265	70	458	1-0	11-95	33:11	K41	5-14	
@ UTEP	W 54-23	9/25/99	20	46	229	13-25-3-1	276	71	505	0-0	5-35	32:39	U41	7-15	
New Mexico State		52,247	20	46	130	10-19-0-0	130	65	260	3-3	11-64	27:21	N35	4-13	
UTEP	L 3-33	10/2/99	11	39	84	9-19-0-3	89	58	173	2-0	6-34	30:20	U22	3-13	
@ Hawaii*		39,021	24	25	160	31-51-2-2	372	76	532	2-1	11-80	29:40	H43	6-14	
@ UTEP	W 42-28	10/9/99	26	43	150	26-35-2-0	333	78	483	4-1	4-50	32:27	S31	5-15	
SMU*		38,257	22	44	204	13-32-0-4	184	76	388	2-1	7-40	27:33	U32	2-12	
UTEP	L 21-34	10/16/99	19	32	115	20-30-2-1	266	62	381	1-0	6-45	26:55	U21	2-10	
@ Arizona		47,776	21	52	396	11-19-1-1	157	71	553	2-1	10-77	33:05	A29	8-13	
UTEP	L 23-24	10/23/99	30	51	147	26-45-1-0	301	96	448	4-3	3-15	38:42	U25	13-22	
@ Fresno State*		36,405	14	29	87	15-28-3-0	224	57	311	3-1	11-85	21:18	F30	3-12	
@ UTEP	W 42-26	10/30/99	23	46	241	19-28-3-0	215	74	456	2-0	9-55	32:51	U32	8-17	
San Jose State*		25,107	14	32	90	14-36-1-3	225	68	315	1-0	13-100	27:09	S26	5-15	
@ UTEP	L 19-43	11/6/99	22	35	137	19-33-2-5	206	68	443	3-1	7-64	25:11	U24	4-10	
Tulsa*		25,527	24	49	184	17-28-1-1	205	77	389	0-0	7-51	34:50	T35	5-13	
UTEP	W 30-29	11/13/99	28	31	110	31-45-2-2	360	76	470	2-1	6-45	29:49	U27	11-15	
@ Rice*		18,235	16	51	302	5-13-0-1	71	64	373	0-0	6-60	30:11	R32	7-14	
UTEP	L 24-52	11/20/99	21	28	38	28-43-1-2	384	71	422	1-1	5-55	27:30	U28	3-12	
@ TCU*		21,218	22	61	475	4-8-0-1	31	69	506	3-2	10-69	32:30	T41	8-12	

* Western Athletic Conference (WAC) game

YEARLY RESULTS

2000 (8-4, 7-1 WAC/T1st) - Gary Nord, Head Coach

Teams	Score	Date	First Downs	- Rushing - Att.	Yards	-Passing- Com-Att-Int-TD	Yards	-Passing- Plays	Total Offense	Fum.	Pen.	Time Poss.	Avg. Pos.	Third Downs
UTEP	L 14-55	9/2/00	19	38	125	21-42-2-1	217	80	342	6-5	7-67	33:11	U24	3-16
@ #19 Oklahoma	74-761	9/9/00	18	33	122	19-39-1-2	287	72	409	3-2	9-70	26:49	O49	5-15
@ UTEP	W 37-20	9/9/00	20	47	204	13-19-0-3	206	66	410	0-0	8-74	33:01	U35	5-14
SMU*	31-483	9/16/00	22	24	75	22-46-2-2	420	70	495	1-0	10-91	26:59	S19	4-13
UTEP	L 17-45	9/16/00	19	37	82	19-31-1-2	218	68	300	0-0	8-58	31:02	U25	7-16
@ Texas A&M	69-184	9/23/00	25	40	236	18-29-1-1	178	69	414	1-0	6-67	28:58	T42	9-14
@ UTEP	W 39-7	9/30/00	25	47	140	18-34-1-4	265	81	405	4-3	4-20	34:11	U43	7-17
Hawaii*	36-637	10/7/00	15	25	53	15-50-2-0	211	75	264	4-1	15-90	25:49	H23	7-19
@ UTEP	W 41-31	10/14/00	26	45	228	16-28-0-2	237	73	465	2-1	5-43	30:45	U35	3-10
New Mexico State	50-068	10/21/00	23	44	355	13-29-1-2	153	73	508	4-2	13-93	29:15	N27	6-15
UTEP	W 40-7	10/21/00	21	40	264	17-23-0-3	204	72	468	4-1	10-75	32:57	U38	6-14
@ Tulsa*	18-689	11/4/00	14	26	6	19-36-2-0	237	62	243	3-2	5-30	27:03	T29	5-15
UTEP	W 47-30	11/11/00	24	50	186	21-36-1-3	292	86	478	1-0	6-51	36:28	U38	10-18
@ San Jose State*	13-274	11/11/00	17	26	218	16-35-1-0	166	61	384	0-0	12-92	23:32	S30	1-9
@ UTEP	W 23-13	11/18/00	22	44	157	20-29-1-1	212	73	369	1-0	6-41	32:12	U27	4-13
Fresno State*	52-085	11/18/00	14	31	93	14-31-1-1	142	62	235	1-0	11-94	27:48	F25	6-16
UTEP	W 45-22	11/28/00	23	50	179	20-35-0-2	323	85	502	3-2	13-131	33:45	U35	5-15
@ Nevada*	15-249	12/3/00	23	26	44	21-48-3-2	258	74	302	1-1	6-48	26:15	N34	6-16
@ UTEP	W 38-21	12/10/00	24	35	115	21-30-0-3	339	65	454	1-0	10-90	28:09	U23	4-12
Rice*	53-304	12/10/00	21	43	175	7-18-0-2	130	61	305	1-0	10-108	31:51	R26	4-13
UTEP	L 14-47	12/17/00	19	32	70	21-47-1-2	217	79	287	1-1	7-30	30:45	U30	10-21
@ #15 TCU*	41-068	12/17/00	19	49	313	10-18-0-2	216	67	529	2-2	13-142	29:15	T35	7-12
UTEP	L 23-38	12/24/00	22	44	118	17-38-1-1	201	82	319	4-2	4-35	32:55	U29	7-18
@ Boise State+	26-203	12/24/00	18	29	175	18-30-1-2	258	59	433	2-0	6-59	27:05	B35	2-11

+ 2000 Crucial.com Humanitarian Bowl | * Western Athletic Conference (WAC) game

2001 (2-9, 1-7 WAC/9th) - Gary Nord, Head Coach

Teams	Score	Date	First Downs	- Rushing - Att.	Yards	-Passing- Com-Att-Int-TD	Yards	-Passing- Plays	Total Offense	Fum.	Pen.	Time Poss.	Avg. Pos.	Third Downs
UTEP	L 6-26	9/1/01	13	27	-53	19-32-2-1	223	59	170	4-3	9-74	27:24	U27	4-13
@ New Mexico	41-771	9/8/01	19	46	271	6-30-2-0	52	76	323	2-0	17-122	32:36	N40	4-16
@ UTEP	W 52-6	9/22/01	23	51	305	10-28-2-1	122	79	427	2-0	13-90	31:44	T49	8-17
Texas Southern	37-741	9/22/01	14	40	116	7-25-3-1	90	65	206	4-2	7-43	28:16	T24	5-16
UTEP	L 17-42	9/22/01	16	42	160	16-28-2-2	153	70	313	0-0	9-78	30:53	U28	7-16
@ Boise State*	23-517	9/29/01	20	53	224	8-13-0-3	155	66	379	2-2	4-19	29:07	B43	5-12
@ UTEP	W 26-10	10/6/01	25	53	208	20-30-0-0	249	83	457	2-1	12-92	37:48	U30	11-20
Tulsa*	30-044	10/6/01	11	27	100	12-24-2-1	218	51	318	0-0	7-47	22:12	T25	4-13
UTEP	L 7-56	10/13/01	7	29	133	8-19-1-0	133	48	232	4-2	5-40	24:31	U23	3-13
@ Alabama	77-146	10/13/01	27	53	360	15-26-0-2	228	79	588	4-1	14-121	35:29	A42	10-15
UTEP	L 7-66	10/20/01	14	45	158	10-31-3-0	86	76	244	4-2	9-66	33:59	U30	4-19
@ Hawaii*	34-128	10/20/01	28	30	161	20-39-1-3	316	69	477	2-1	8-70	26:01	H35	4-9
@ UTEP	L 28-40	10/27/01	20	27	93	21-37-1-3	358	64	451	4-4	5-35	26:29	U32	4-12
San Jose State*	30-048	10/27/01	27	48	148	20-37-3-3	366	85	514	3-1	15-94	33:31	S39	9-18
UTEP	L 14-40	11/03/01	7	32	46	13-25-1-0	136	57	182	2-0	4-25	26:10	U27	2-14
@ SMU*	17-037	11/03/01	19	49	261	13-18-0-1	165	67	426	2-2	12-80	33:50	S44	5-15
@ UTEP	L 30-53	11/10/01	22	38	189	19-31-2-0	238	69	427	5-2	2-7	33:33	U30	8-15
Louisiana Tech*	24-075	11/17/01	24	43	223	20-31-1-5	227	74	450	0-0	8-60	33:33	L36	8-15
UTEP	L 17-27	11/17/01	13	21	86	16-33-2-1	227	54	313	1-1	10-81	20:51	U27	3-12
@ Rice*	11-535	11/24/01	24	73	293	6-15-0-0	57	88	350	2-0	5-41	39:09	R34	8-20
@ UTEP	L 31-48	11/24/01	19	34	188	17-25-0-2	217	59	405	1-0	10-88	26:49	U29	2-8
Nevada*	19-892	12/3/01	29	56	409	13-24-0-1	119	80	528	1-0	5-53	33:05	N33	10-15

* Western Athletic Conference (WAC) game

2002 (2-10, 1-7 WAC/T9th) - Gary Nord, Head Coach

Teams	Score	Date	First Downs	- Rushing - Att.	Yards	-Passing- Com-Att-Int-TD	Yards	-Passing- Plays	Total Offense	Fum.	Pen.	Time Poss.	Avg. Pos.	Third Downs
@ UTEP	W 42-12	8/31/02	24	52	300	15-34-1-2	143	86	443	0-0	5-45	34:54	U40	12-20
Sacramento State	30-536	9/7/02	11	30	87	13-28-1-1	141	58	228	4-1	6-44	25:06	S28	6-17
UTEP	L 17-77	9/7/02	19	41	220	12-26-0-2	151	67	371	2-2	6-32	33:17	U23	3-13
@ Kentucky	59-213	9/14/02	27	44	364	12-19-0-5	227	63	591	2-1	5-40	26:43	K47	10-12
UTEP	L 0-68	9/14/02	12	41	93	10-32-3-0	126	73	219	3-2	8-77	32:39	U25	4-17
@ #2 Oklahoma	74-468	9/21/02	27	39	215	19-32-0-3	334	71	549	0-0	7-65	27:12	O36	7-14
@ UTEP	L 6-31	9/21/02	22	50	114	12-37-4-0	151	87	265	0-0	6-70	38:28	U29	8-23
Hawaii*	35-170	9/28/02	16	25	125	15-38-1-3	244	63	369	1-1	11-115	21:32	H34	6-16
UTEP	L 24-58	10/4/02	24	35	157	19-44-4-1	303	79	460	2-2	6-60	28:52	U29	7-16
@ San Jose State*	10-416	10/4/02	25	37	179	25-36-1-3	330	73	509	1-1	9-96	31:08	S34	5-12
UTEP	L 14-49	10/5/02	18	36	114	19-26-2-1	213	62	327	1-1	11-71	29:00	U22	2-10
@ New Mexico State	30-605	10/19/02	26	52	286	10-16-0-2	189	68	475	0-0	6-55	31:00	N38	5-12
@ UTEP	W 38-35	10/26/02	20	39	209	12-27-0-2	177	66	386	2-2	11-65	26:18	U29	9-16
Rice*	32-392	10/26/02	24	59	225	8-16-0-2	172	75	397	1-1	8-59	33:42	R29	7-15
UTEP	L 0-20	11/2/02	11	40	116	12-27-3-0	94	67	210	5-3	7-65	22:08	U35	3-15
@ Tulsa*	12-317	11/2/02	19	52	210	12-23-1-2	97	75	307	3-1	6-42	36:58	T37	8-19
@ UTEP	L 3-58	11/9/02	16	54	204	6-23-4-0	46	77	250	2-0	5-38	36:26	U22	5-19
Boise State*	21-689	11/9/02	21	42	237	10-20-0-3	233	62	470	1-1	8-89	23:34	B45	5-8
UTEP	L 17-23	11/16/02	12	37	125	10-23-0-1	141	60	266	1-1	5-49	24:54	U27	4-15
@ Nevada*	13-721	11/16/02	26	36	109	30-54-2-2	325	90	434	3-0	2-10	35:06	N32	10-21
@ UTEP	L 35-42	11/23/02	17	35	45	19-36-0-4	352	71	397	3-2	4-37	27:21	U25	6-18
SMU*	21-765	11/23/02	19	41	110	16-27-1-3	238	68	348	3-1	6-53	32:39	S42	6-16
UTEP	L 24-38	12/6/02	26	48	149	24-40-0-0	248	88	397	1-1	5-35	33:48	U33	8-19
@ Louisiana Tech*	9-267	12/6/02	27	23	184	29-43-3-1	421	66	605	1-0	11-94	26:12	L27	6-11

* Western Athletic Conference (WAC) game

YEARLY RESULTS

2003 (2-11, 1-7 WAC/9th) - Gary Nord, Head Coach

Teams	Score	Date	First Downs	- Rushing - Att.	Yards	-Passing- Com-Att-Int-TD	Yards	-Passing- Plays	Total Offense	Fum.	Pen.	Time Poss.	Avg. Pos.	Third Downs
UTEP	L 7-42	8/30/03	18	33	71	21-43-1-0	204	76	275	2-2	9-55	28:53	U29	7-18
@ Arizona		40,264	18	43	217	14-26-2-2	229	69	446	0-0	2-20	31:07	A31	8-16
@ UTEP	L 13-34	9/6/03	14	36	115	13-25-2-2	141	61	256	3-3	4-30	24:45	U29	5-14
Cal Poly		26,224	21	53	222	12-21-0-2	239	74	461	2-1	4-27	35:15	C30	3-14
@ UTEP	L 0-34	9/13/03	15	44	124	15-40-2-0	137	84	261	5-3	3-38	31:33	U33	8-22
San Diego State		18,195	14	34	137	18-29-0-0	180	63	317	3-2	6-41	28:27	S35	2-14
UTEP	L 14-42	9/20/03	19	43	189	10-27-2-0	111	70	300	1-1	6-44	30:33	U25	7-15
@ Louisville		40,205	23	42	191	18-28-0-2	246	70	437	1-1	7-65	29:27	L35	10-15
@ UTEP	W 59-14	9/27/03	23	52	226	14-25-2-2	176	77	402	2-1	9-74	34:37	U43	6-15
Sam Houston State		17,211	17	38	116	13-30-2-0	147	68	263	6-4	12-98	25:23	S29	5-14
UTEP	W 21-19	10/4/03	20	40	232	8-17-0-2	190	66	422	1-0	11-81	30:09	U23	3-12
@ SMU*		21,412	20	36	118	14-30-1-0	195	66	313	3-2	10-68	29:51	S36	5-15
@ UTEP	L 35-38	10/11/03	21	38	250	18-33-2-0	285	71	535	1-0	10-79	29:02	U27	5-13
Louisiana Tech*		28,144	27	39	165	22-40-0-2	328	79	493	1-1	7-65	30:58	L37	5-15
UTEP	L 15-31	10/25/03	28	54	244	14-31-1-0	170	85	414	5-2	11-89	35:57	U23	7-17
@ Hawaii*		40,136	24	11	37	27-54-1-3	426	65	463	1-0	8-80	24:03	H31	2-10
@ UTEP	L 28-56	11/1/03	20	31	73	26-43-3-2	287	75	360	1-0	6-46	31:28	U31	4-17
Tulsa*		17,095	19	45	287	15-22-1-2	219	67	506	0-0	7-65	28:32	T36	6-13
@ UTEP	L 41-69	11/8/03	26	42	281	23-40-4-2	349	82	630	4-0	14-117	30:20	U20	8-15
San Jose State*		18,095	31	33	117	29-41-0-7	547	74	664	1-1	5-45	29:40	S39	3-11
UTEP	L 21-51	11/15/03	17	37	101	18-33-2-1	211	70	312	2-1	6-60	30:04	U29	6-16
@ #24 Boise State*		24,513	28	45	256	16-34-1-2	218	79	474	0-0	6-65	29:56	B38	7-14
UTEP	L 14-45	11/22/03	16	42	167	14-26-1-0	185	68	352	2-2	13-89	29:08	U28	8-17
@ Rice*		10,465	26	64	450	4-9-1-0	48	73	498	2-1	5-45	30:52	R39	5-14
@ UTEP	L 20-23	11/29/03	12	41	128	13-26-1-1	124	67	252	1-1	7-62	29:56	U40	6-16
Fresno State*		15,101	23	41	168	22-31-2-2	325	72	493	2-1	7-60	30:04	F28	5-13

* Western Athletic Conference (WAC) game

2004 (8-4, 6-2 WAC/2nd) - Mike Price, Head Coach

Teams	Score	Date	First Downs	- Rushing - Att.	Yards	-Passing- Com-Att-Int-TD	Yards	-Passing- Plays	Total Offense	Fum.	Pen.	Time Poss.	Avg. Pos.	Third Downs
UTEP	L 9-41	9/2/04	17	31	87	21-44-4-0	196	75	283	1-1	8-75	27:29	U26	3-18
@ Arizona State		57,528	26	42	131	23-44-1-4	356	86	487	2-0	6-75	32:31	A35	5-16
@ UTEP	W 32-0	9/11/04	30	54	276	18-29-0-0	223	83	499	1-0	7-60	34:25	U29	5-14
Weber State		34,229	8	25	34	9-26-1-0	78	51	112	1-1	5-24	25:35	W25	3-14
@ UTEP	L 31-47	9/18/04	16	28	56	16-33-2-2	235	61	291	2-0	2-15	24:34	U35	3-11
#23 Boise State*		33,921	29	49	175	26-37-2-2	392	86	567	5-2	11-92	35:26	B31	7-12
@ UTEP	W 45-0	10/2/04	22	58	266	15-20-0-3	179	78	445	3-1	2-26	36:35	U41	10-17
New Mexico State		46,123	9	32	116	9-28-2-0	110	60	226	2-1	7-76	23:25	N25	3-14
UTEP	W 24-21	10/9/04	11	37	92	12-23-0-1	185	60	277	2-2	6-39	25:03	U26	4-14
@ Fresno State*		40,407	16	39	195	20-36-2-1	126	75	321	3-0	8-85	34:57	F31	7-19
@ UTEP	W 51-20	10/16/04	28	42	173	28-45-4-5	317	87	490	1-0	6-56	32:24	U38	9-15
Hawaii*		44,381	27	14	77	32-65-2-2	359	79	436	4-2	1-5	27:36	H21	2-13
UTEP	W 44-27	10/23/04	13	40	150	17-30-0-4	259	70	409	4-2	7-44	34:49	U41	5-16
@ Louisiana Tech*		18,103	15	40	192	9-28-3-0	151	68	343	1-1	6-45	25:11	L25	1-14
UTEP	W 38-20	10/30/04	14	31	144	17-23-1-2	228	54	372	0-0	8-78	24:29	U36	4-10
@ San Jose State*		28,867	24	49	132	15-29-2-0	173	78	305	4-3	2-10	35:31	S33	4-15
@ UTEP	W 35-28 (2OT)	11/13/04	16	28	83	19-28-1-3	191	56	274	2-2	9-60	22:33	U27	4-11
Rice*		43,507	28	79	312	6-14-1-1	97	93	409	4-2	9-86	37:27	R39	7-19
@ UTEP	W 57-27	11/20/04	26	40	165	23-32-1-5	363	72	528	0-0	7-63	32:11	U34	4-10
SMU*		45,095	18	32	122	21-33-1-2	234	65	356	3-0	10-102	27:49	S32	6-13
UTEP	L 35-37	11/27/04	26	38	181	21-44-3-2	312	82	493	2-1	8-72	26:56	U32	7-16
@ Tulsa*		10,977	15	54	207	9-15-1-0	76	69	283	1-0	6-78	33:04	T44	4-16
UTEP	L 28-33	12/29/04	19	27	34	22-42-2-2	328	69	362	1-1	4-43	22:51	U21	5-13
Colorado+		27,235	23	44	157	24-33-0	333	77	490	0-0	10-83	37:09	C33	4-15

+ 2004 EV1.net Houston Bowl | * Western Athletic Conference (WAC) game



Johnnie Lee Higgins Jr. (2003-06)

YEARLY RESULTS

2005 (8-4, 5-3 C-USA/2nd) - Mike Price, Head Coach

Teams	Score	Date	First Downs	- Rushing - Att. Yards	-Passing- Com-Att-Int-TD	Yards	-Passing- Plays	Total Offense	Fum.	Pen.	Time Poss.	Avg. Pos.	Third Downs
UTEP	W 34-17	9/3/05	16	35 97	17-33-0-3	204	68	301	1-1	6-68	27:47	U45	4-14
@ NMSU		30,343	22	24 (-17)	38-62-3-2	347	86	330	1-1	5-34	31:30	N27	7-19
@ UTEP	W 44-41 (2OT)	9/16/05	27	32 174	26-51-2-3	379	83	553	2-2	12-104	29:15	U38	2-14
Houston*		45,558	26	42 183	32-50-5-5	331	92	514	1-1	15-116	30:45	H27	6-18
@ UTEP	W 21-13	9/24/05	16	31 70	16-31-1-1	178	62	248	1-0	4-30	26:22	U22	8-16
New Mexico		50,425	17	43 149	15-25-1-0	136	68	285	3-0	4-22	33:38	N28	6-15
UTEP	L 20-27	10/1/05	30	25 74	23-53-3-1	431	78	505	4-3	5-45	23:56	U24	3-14
@ Memphis*		30,053	17	51 252	13-21-0-1	122	72	374	2-0	11-121	36:04	M32	4-16
UTEP	W 45-21	10/14/05	17	35 149	22-32-0-3	278	67	427	0-0	9-100	30:04	U33	8-16
@ Tulane*		13,153	19	26 48	30-56-0-3	381	82	429	3-3	7-51	29:56	T23	11-22
@ UTEP	W 31-3	10/22/05	22	38 194	17-26-1-3	215	64	409	3-2	9-53	27:50	U28	6-13
Marshall*		51,500	16	41 215	13-30-1-0	125	71	340	1-0	7-66	32:10	M30	2-15
UTEP	W 38-31	10/29/05	19	30 145	24-30-2-3	387	60	532	1-1	15-155	24:57	U22	8-12
@ Rice*		9,326	27	65 272	9-19-0-1	108	84	380	3-1	7-63	35:03	R35	5-17
@ UTEP	W 41-38	11/5/05	24	30 95	25-34-2-2	340	64	435	1-1	3-20	26:39	U26	6-12
Tulsa*		49,160	20	38 139	23-40-1-1	263	78	402	3-2	3-15	33:21	T36	12-19
@ UTEP	W 45-0	11/12/05	25	36 162	21-29-0-4	306	65	468	1-0	4-35	28:27	U39	2-9
Texas Southern		42,784	10	39 105	7-16-0-0	41	55	146	1-0	6-40	31:33	T23	3-15
@ UTEP	L 23-35	11/19/05	30	43 148	33-52-3-2	337	95	485	3-1	9-82	32:10	U31	14-22
UAB*		47,967	22	45 189	11-17-1-4	184	62	373	1-1	5-50	27:50	A35	5-13
UTEP	L 27-40	11/26/05	28	32 95	27-46-4-3	360	78	455	4-3	4-32	26:01	U23	7-15
@ SMU*		17,194	21	46 229	18-32-0-3	211	78	440	3-0	13-112	33:59	S40	5-18
UTEP	L 13-45	12/21/05	16	28 63	17-41-2-1	192	69	255	1-0	4-45	27:55	U30	6-18
Toledo+		35,422	25	39 164	19-32-2-5	304	71	468	1-1	9-80	32:05	T35	7-12

+ 2005 GMAC Bowl | * Conference USA (C-USA) game

2006 (5-7, 3-5 C-USA/5th West Division) - Mike Price, Head Coach

Teams	Score	Date	First Downs	- Rushing - Att. Yards	-Passing- Com-Att-Int-TD	Yards	-Passing- Plays	Total Offense	Fum.	Pen.	Time Poss.	Avg. Pos.	Third Downs
UTEP	W, 34-27	8/31/06	12	19 30	20-29-4-3	213	48	243	1-0	0-0	22:28	U40	5-10
@ SDSU		34,723	22	46 109	24-30-2-0	275	76	384	4-1	5-39	37:32	S30	9-19
@ UTEP	L, 35-38 (OT)	9/9/06	26	26 120	35-52-2-4	375	78	495	0-0	8-84	30:09	U25	6-14
#24 Texas Tech		51,827	29	18 103	40-53-1-2	376	71	479	0-0	9-80	29:51	T29	5-12
UTEP	L, 13-26	9/23/06	16	23 30	26-37-0-1	211	60	241	2-1	5-26	28:27	U27	6-15
@ New Mexico		34,069	20	45 193	11-19-1-2	96	64	289	1-0	3-25	31:33	N36	9-14
@ UTEP	W, 44-38	9/9/06	20	27 123	18-26-2-3	414	53	537	3-1	9-82	26:55	U28	2-7
New Mexico State		51,500	33	23 67	48-731-4	506	66	573	2-1	6-50	33:05	N34	8-17
@ UTEP	W, 24-21	10/7/06	21	39 89	26-37-1-2	298	76	387	2-1	6-55	38:02	U34	8-18
SMU*		41,258	7	23 58	10-20-3-2	132	43	190	1-1	7-43	21:58	S24	0-11
@ UTEP	W, 34-20	10/14/06	18	36 135	24-33-0-3	230	69	365	1-0	10-80	36:27	U30	6-16
Tulane*		35,930	31	26 192	31-54-2-0	289	80	481	3-3	8-82	23:33	T27	3-12
UTEP	L, 17-34	10/21/06	13	23 30	19-30-1-0	206	53	236	0-0	5-35	25:52	U28	5-13
@ Houston*		18,154	24	42 204	20-30-1-2	208	72	412	0-0	4-30	34:08	H37	10-16
UTEP	L, 20-30	10/27/06	12	18 40	21-37-1-1	253	55	293	2-0	6-62	23:08	U29	3-13
@ Tulsa*		28,074	18	46 154	16-23-1-1	176	69	330	3-1	5-59	36:52	T33	8-16
@ UTEP	L, 31-37	11/4/06	17	18 73	16-34-1-4	315	52	388	0-0	9-87	23:09	U33	4-10
Rice*		42,685	30	48 238	19-26-0-3	233	74	471	2-1	6-43	36:51	R23	7-12
UTEP	W, 36-17	11/10/06	20	22 1	25-40-0-5	455	62	456	1-1	4-30	29:39	U29	5-12
@ UAB*		13,806	15	31 94	16-27-2-1	266	58	360	1-1	9-75	30:21	A30	3-10
UTEP	L, 21-49	11/18/06	20	21 15	34-48-3-1	386	69	401	6-2	7-70	29:27	U25	2-10
@ Marshall*		20,783	17	48 259	5-15-1-1	135	63	394	2-1	7-74	30:33	M48	5-11
@ UTEP	L, 19-38	11/25/06	17	16 5	26-44-2-2	398	60	403	2-2	4-40	25:48	U23	3-12
Memphis*		31,462	16	43 158	16-26-0-0	218	69	376	0-0	5-41	34:12	M41	5-14

* Conference USA (C-USA) game

2007 (4-8, 2-6 C-USA/5th West Division) - Mike Price, Head Coach

Teams	Score	Date	First Downs	- Rushing - Att. Yards	-Passing- Com-Att-Int-TD	Yards	-Passing- Plays	Total Offense	Fum.	Pen.	Time Poss.	Avg. Pos.	Third Downs
@ UTEP	W 10-6	9/1/07	12	25 114	8-25-1-0	81	50	195	3-0	6-40	21:37	U25	3-12
New Mexico		43,326	23	51 193	25-40-0-0	190	91	383	1-0	9-80	38:23	N29	9-22
UTEP	L 31-45	9/8/07	21	46 224	14-28-0-2	216	74	431	4-1	9-81	32:13	U31	11-18
@ Texas Tech		52,403	34	21 77	48-64-1-4	484	85	561	2-2	7-57	27:27	T23	6-10
UTEP	L 24-29	9/15/07	13	29 79	16-28-1-1	266	57	345	1-1	9-72	27:14	U29	6-14
@ New Mexico State		30,343	25	32 113	36-48-1-3	434	80	547	1-1	3-15	32:46	N32	10-17
@ UTEP	W 52-12	9/22/07	21	36 206	15-30-0-3	243	66	449	1-1	8-99	24:45	U41	4-12
Texas Southern		35,336	16	27 95	21-43-4-2	189	70	284	2-1	10-83	32:05	T25	3-15
UTEP	W 48-45 (OT)	9/29/07	32	52 308	18-36-2-2	250	88	558	1-0	9-100	34:16	U31	7-13
@ SMU*		16,464	29	45 257	15-29-1-2	259	74	516	3-1	4-34	25:44	S39	7-13
@ UTEP	W 48-47	10/6/07	28	48 219	23-29-0-4	351	77	570	2-1	4-40	31:47	U30	7-14
Tulsa*		35,676	29	43 239	27-45-2-2	409	88	648	3-1	8-85	28:13	T27	8-15
@ UTEP	L 42-45 (OT)	10/13/07	31	37 133	40-57-1-3	456	94	589	2-2	8-94	36:12	U29	8-19
East Carolina*		41,365	24	32 208	19-34-4-2	299	66	507	0-0	5-87	23:48	E29	4-11
@ UTEP	L 31-34	10/27/07	17	37 193	11-26-0-4	176	63	369	1-1	4-25	30:30	U30	5-13
Houston*		35,116	28	56 306	23-36-0-1	214	92	520	2-0	5-81	32:55	H31	11-19
UTEP	L 48-56	11/3/07	23	33 49	30-57-0-5	373	90	422	3-3	9-61	30:52	U43	7-19
@ Rice*		12,313	26	34 163	32-58-3-6	395	92	558	5-4	6-49	29:08	R36	9-18
UTEP	L 19-34	11/10/07	20	24 104	28-45-1-1	308	69	412	1-0	4-45	28:19	U28	3-13
@ Tulane*		15,479	19	45 208	16-23-0-2	277	68	485	1-0	5-40	31:41	T32	7-15
@ UTEP	L 30-56	11/17/07	21	30 124	19-42-1-2	290	72	414	1-1	11-90	27:36	U27	6-15
Southern Miss*		28,592	29	62 363	10-22-1-2	205	84	568	1-1	12-114	32:24	S37	8-15
UTEP	L 20-36	11/24/07	17	19 28	20-37-2-1	292	56	320	0-0	5-50	22:33	U27	3-12
@ UCF*		41,967	27	55 213	19-28-1-3	267	83	480	0-0	4-45	37:27	F32	9-16

* Conference USA (C-USA) game

YEARLY RESULTS

2008 (5-7, 4-4 C-USA/4th West Division) - Mike Price, Head Coach

Teams	Score	Date	First Downs	- Rushing - Att.	Yards	-Passing- Com-Att-Int-TD	Yards	-Passing- Plays	Total Offense	Fum.	Pen.	Time Poss.	Avg. Pos.	Third Downs
UTEP	L 17-42	8/28/08	16	26	67	20-37-3-1	199	63	266	1-0	2-14	27:21	U39	7-16
@ Buffalo		16.656	23	50	263	10-16-0-4	221	66	484	2-2	6-60	32:39	B35	7-10
@ UTEP	L 13-42	9/6/08	23	31	145	25-46-0-1	267	77	412	1-1	11-97	36:41	U22	7-17
Texas		53.415	26	31	122	20-29-1-4	282	60	404	0-0	5-45	23:19	T28	1-6
@ UTEP	L 33-34	9/20/08	21	48	277	11-26-0-0	95	74	372	3-3	5-45	33:59	U30	7-17
NMSU		42.930	22	25	37	29-39-2-5	329	64	366	3-2	6-50	26:01	N32	5-12
@ UTEP	W 58-13	9/27/08	15	31	119	20-35-1-3	284	66	403	1-0	7-75	31:56	U36	7-17
UCF*		33.339	17	39	175	14-34-2-1	161	73	336	6-4	5-66	28:04	UCF22	3-14
UTEP	W 40-37	10/4/08	25	32	116	25-44-0-4	266	76	382	0-0	3-30	32:42	U38	8-16
@ Southern Miss*		28.788	26	45	277	21-37-1-2	264	82	541	1-0	8-95	27:18	S34	10-16
@ UTEP	W 24-21	10/11/08	20	34	156	21-32-0-3	296	66	452	2-1	7-100	31:14	U22	7-14
Tulane*		33.121	20	39	318	11-22-0-1	94	61	412	0-0	5-74	28:46	T25	4-10
UTEP	L 35-77	10/18/08	14	21	32	21-37-0-4	306	58	338	2-0	2-20	26:25	U28	2-11
@ Tulsa*		21.873	36	54	321	23-30-1-5	470	84	791	2-0	5-40	33:29	T33	9-12
@ UTEP	L 44-49	11/1/08	23	23	149	20-38-1-4	318	61	467	2-0	7-67	27:31	U32	3-10
Rice*		30.702	30	41	167	29-43-0-5	376	84	543	0-0	10-93	32:29	R28	9-16
UTEP	W 37-24	11/8/08	25	33	114	24-33-1-5	294	66	408	2-1	7-45	34:32	U37	8-12
@ La. Lafayette		21.065	18	35	199	14-25-3-1	185	60	384	1-1	3-18	25:28	L22	5-9
@ UTEP	W 36-10	11/15/08	24	44	134	21-34-0-3	410	78	544	1-0	8-80	36:40	U31	4-14
SMU*		30.271	14	20	64	13-36-4-1	137	56	201	2-2	6-48	23:20	S35	3-13
UTEP	L 37-42	11/22/08	25	33	102	27-45-0-4	362	78	464	1-0	5-41	33:01	U29	6-13
@ Houston*		18.134	32	32	220	41-51-0-3	480	83	700	1-1	8-62	26:59	H26	6-14
UTEP	L 21-53	11/28/08	16	15	57	23-41-3-2	313	56	370	1-0	10-79	21:14	U30	4-11
@ East Carolina*		38.098	26	53	231	19-28-0-2	244	81	475	1-1	4-41	38:46	E48	12-18

*Conference USA (C-USA) game

2009 (4-8, 3-5 C-USA/T3rd West Division) - Mike Price, Head Coach

Teams	Score	Date	First Downs	- Rushing - Att.	Yards	-Passing- Com-Att-Int-TD	Yards	Plays	Total Offense	Avg. Fum.	Third Pen.	Poss.	Pos.	Downs
@ UTEP	L 17-23	9/5/09	18	29	139	27-46-0-0	233	61	372	0-0	10-80	28:18	U29	6-12
Buffalo		35.213	24	42	150	12-19-0-1	159	75	309	3-0	12-101	31:42	B28	7-15
@ UTEP	L 7-34	9/12/09	7	20	4	17-29-1-1	204	49	208	1-0	13-137	25:19	U20	1-11
#24 Kansas		31.885	26	42	255	27-43-1-1	321	85	576	2-1	6-48	34:41	K37	9-18
UTEP	W 38-12	9/19/09	21	34	156	15-33-0-0	182	67	338	0-0	6-45	29:33	U39	9-14
@ NMSU		20.439	14	40	187	10-23-2-1	97	63	284	2-1	8-70	30:27	N30	4-14
UTEP	L 7-64	9/26/09	7	25	9	9-26-4-0	44	51	53	3-1	6-60	25:08	U28	1-12
@ #2 Texas		101.144	32	42	304	33-41-1-3	335	83	639	2-2	5-49	34:52	T46	7-14
@ UTEP	W 58-41	10/3/09	26	41	305	19-30-0-2	276	71	581	1-0	11-102	31:26	U30	6-11
#12 Houston*		26.793	42	27	128	51-76-0-5	536	103	664	2-2	6-50	28:34	H28	7-17
UTEP	L 20-35	10/10/09	23	27	123	21-40-2-2	319	67	442	2-1	6-37	24:59	U23	2-12
@ Memphis*		18.284	25	49	270	19-33-1-3	216	82	486	1-0	10-77	35:01	M35	10-18
@ UTEP	W 28-24	10/21/09	18	33	175	17-38-2-1	271	71	446	1-0	3-23	31:36	U29	9-17
Tulsa*		37.368	21	45	204	12-25-0-0	224	70	428	1-1	3-25	28:24	T25	5-14
@ UTEP	L 33-38	10/31/09	36	39	188	24-45-2-2	419	83	607	1-1	5-40	34:31	U28	7-15
UAB*		23.063	18	41	234	9-16-0-3	141	57	375	0-0	8-89	25:29	UAB39	4-10
UTEP	L 38-45 (OT)	11/7/09	25	47	260	12-26-0-1	226	73	486	3-0	7-71	27:32	U34	7-13
@ Tulane*		16.791	26	40	167	24-37-0-3	278	77	445	1-0	9-73	32:28	T37	11-17
UTEP	L 31-35	11/14/09	28	42	231	23-41-1-2	396	83	627	1-0	8-68	33:48	U22	7-14
@ SMU*		21.697	20	29	193	17-24-2-2	244	53	437	1-0	4-30	26:12	S29	1-6
UTEP	L 29-30	11/21/09	20	43	151	17-26-1-1	244	69	395	6-5	12-96	32:44	U35	6-13
@ Rice*		10.116	16	49	172	8-17-1-0	55	66	227	2-0	8-75	27:16	R37	5-14
@ UTEP	W 52-21	11/28/09	26	21	72	28-42-0-5	517	63	589	1-0	3-30	25:17	U32	3-10
Marshall*		19.736	27	33	146	25-47-3-3	347	80	493	0-0	7-82	34:43	M23	11-17

*Conference USA (C-USA) game



Trevon Vittatoo (2007-10)

YEARLY RESULTS

2010 (6-7, 3-5 C-USA/T4th West Division) - Mike Price, Head Coach

Teams	Score	Date	First Downs	- Rushing - Att.	Yards	-Passing- Com-Att-Int-TD	Yards	-Passing- Plays	Total Offense	Fum.	Pen.	Time Poss.	Avg. Pos.	Third Downs
@ UTEP	W 31-10	9/4/10	28	40	234	17-28-1-0	229	68	463	2-1	4-42	32:15	U35	8-13
Arkansas-Pine Bluff		30.029	14	26	76	20-33-2-1	202	59	278	1-0	6-50	27:45	A20	5-13
UTEP	L 24-54	9/10/10	24	21	100	30-55-0-3	340	76	440	2-1	11-93	32:11	U33	9-16
@ Houston*		32.119	32	42	308	24-34-1-1	348	76	656	1-1	6-54	27:49	H30	9-11
@ UTEP	W 42-10	9/18/10	25	35	249	19-32-0-5	246	67	495	2-0	4-35	33:19	U33	9-14
NMSU		39.214	16	24	96	21-40-1-0	200	64	296	3-0	6-55	26:41	N25	9-17
@ UTEP	W 16-13	9/25/10	16	30	117	16-33-1-0	171	63	288	0-0	4-42	25:25	U36	5-14
Memphis*		29.765	21	40	144	20-30-2-1	144	70	288	0-0	5-31	34:35	M27	8-16
UTEP	W 38-20	10/2/10	24	40	169	21-39-0-3	266	79	435	3-2	5-40	30:54	U36	8-16
@ New Mexico		22.511	15	31	98	18-32-2-0	139	63	237	2-1	6-32	29:06	N28	3-13
@ UTEP	W 44-24	10/9/10	23	35	136	19-33-0-3	327	68	463	1-0	6-50	30:30	U27	6-12
Rice*		28.955	20	38	141	23-38-0-3	201	76	342	4-0	9-94	29:30	R27	6-17
UTEP	L 6-21	10/16/10	15	23	60	15-33-3-0	169	56	229	1-0	8-50	27:36	U28	4-13
@ UAB*		11.756	25	42	228	20-28-0-3	272	70	500	4-2	7-63	32:24	UAB27	8-13
@ UTEP	L 24-34	10/23/10	18	31	184	10-24-2-1	102	55	286	3-1	4-38	24:35	U34	6-12
Tulane*		25.007	26	51	260	19-35-1-2	201	86	461	0-0	4-30	35:25	T31	10-19
UTEP	L 12-16	10/30/10	23	36	87	22-42-1-1	229	78	316	4-1	9-71	34:43	U37	10-18
@ Marshall*		24.740	17	34	175	13-26-0-1	138	60	313	0-0	8-67	25:17	M30	2-11
@ UTEP	W 28-14	11/6/10	22	34	118	18-29-0-3	201	63	319	0-0	5-52	29:29	U31	7-13
SMU*		23.127	21	24	104	28-45-0-1	255	69	359	0-0	10-118	30:31	S22	6-14
UTEP	L 21-58	11/13/10	16	25	117	18-28-2-1	238	53	355	1-1	7-73	23:56	U29	4-11
@ #14 Arkansas		67.330	31	41	326	23-31-0-5	251	72	577	0-0	5-34	36:04	A35	8-10
UTEP	L 28-31	11/20/20	18	40	223	9-23-1-0	140	63	363	0-0	3-30	28:29	U31	5-14
@ Tulsa*		16.547	28	50	218	19-34-0-2	325	84	543	1-1	4-45	31:31	T32	8-15
UTEP	L 24-52	12/18/10	13	22	(-12)	14-33-3-3	245	55	233	0-0	7-52	21:44	U37	3-12
BYU+		32.424	28	50	219	26-36-2-4	295	86	514	1-0	6-54	38:16	B36	9-16

+ 2010 New Mexico Bowl | *Conference USA (C-USA) game

2011 (5-7, 2-6 C-USA/5th West Division) - Mike Price, Head Coach

Teams	Score	Date	First Downs	- Rushing - Att.	Yards	-Passing- Com-Att-Int-TD	Yards	-Passing- Plays	Total Offense	Fum.	Pen.	Time Poss.	Avg. Pos.	Third Downs
@ UTEP	W 31-24 (OT)	9/3/11	19	23	36	24-38-3-2	365	61	401	2-2	5-29	26:42	U31	5-11
Stony Brook		28.752	24	43	231	16-29-0-1	179	72	410	0-0	3-22	33:18	S20	4-13
UTEP	L 17-28	9/10/11	20	26	30	24-47-0-1	276	73	306	3-1	3-29	31:47	U32	9-19
@ SMU*		26.691	16	27	146	18-31-0-1	244	58	390	2-2	9-79	28:13	S27	6-12
UTEP	W 16-10	9/17/11	18	42	185	9-28-0-1	124	70	309	2-1	10-97	31:43	U36	1-12
@ NMSU		19.751	21	29	16	20-37-1-0	242	66	258	4-2	7-50	28:17	N26	3-13
UTEP	L 24-52	9/24/11	19	32	95	27-42-2-3	244	74	339	0-0	6-51	35:58	U33	5-17
@ #18 USF		39.628	25	45	373	15-24-2-0	202	69	575	0-0	8-67	24:02	USF26	6-11
@ UTEP	L 42-49	9/29/11	30	41	321	19-29-3-1	267	70	538	3-1	2-15	31:55	U23	3-9
Houston*		24.111	27	31	251	30-46-2-0	471	77	710	0-0	8-85	28:05	H22	4-13
UTEP	W 44-7	10/15/11	16	43	266	7-17-1-2	124	60	390	1-1	1-10	29:29	U38	3-12
@ Tulane*		16.690	16	24	128	21-48-0-4	237	72	365	0-0	4-33	30:31	T24	6-17
@ UTEP	W 31-17	10/22/11	18	36	340	8-15-1-1	116	51	456	1-1	7-89	24:02	U26	3-9
Colorado State		31.797	18	43	93	19-33-0-1	162	76	255	1-1	5-40	35:58	C39	4-16
@ UTEP	L 13-31	10/29/11	14	27	68	21-35-0-1	194	62	262	1-1	5-37	32:25	U23	6-15
Southern Miss*		24.906	22	42	360	17-31-3-1	190	73	450	0-0	5-65	27:35	S29	9-17
UTEP	L 37-41	11/5/11	14	21	98	16-29-3-2	294	50	392	0-0	4-25	21:37	U36	4-10
@ Rice*		14.372	30	47	222	33-46-3-0	449	93	671	0-0	5-30	38:23	R25	13-20
@ UTEP	W 22-17	11/12/11	23	44	241	20-29-0-0	188	73	429	2-2	4-34	31:58	U37	6-13
East Carolina*		25.571	15	34	121	18-34-1-2	133	68	254	0-0	5-40	28:02	E27	7-16
@ UTEP	L 28-57	11/19/11	28	42	163	26-46-0-2	266	88	429	3-0	6-66	35:38	U30	8-15
Tulsa*		23.849	24	33	200	21-27-3-1	300	60	500	1-1	4-60	24:22	T28	6-7
UTEP	L 14-31	11/25/11	19	33	66	24-44-1-1	249	77	315	2-0	2-10	32:58	U24	10-20
@ UCF*		21.127	22	36	249	14-18-1-1	211	54	460	1-1	1-5	27:02	UCF34	4-7

*Conference USA (C-USA) game



Donald Buckram (2006-2010)

YEARLY RESULTS

Nathan Jeffery (2010-2014)



2012 (3-9, 2-6 C-USA/T5th West Division) - Mike Price, Head Coach

Teams	Score	Date	- Rushing -			- Passing -			Total Offense	Fum.	Pen.	Time Poss.	Avg. Pos.	Third Downs
			First Downs	Att.	Yards	Com-Att-Int-TD	Yards	Plays						
@ UTEP	L 7-24	9/1/12	12	36	207	7-26-0-0	48	62	255	2-0	6-28	28:23	U21	3-16
#4 Oklahoma		40:137	19	37	205	21-36-0-2	222	73	427	3-0	7-55	31:37	O34	5-16
UTEP	L 10-28	9/8/12	17	30	37	27-40-1-1	274	70	311	2-0	8-70	32:23	U38	5-15
@ Ole Miss		53:133	25	46	332	16-23-0-3	206	69	538	4-3	3-30	27:37	M17	7-12
@ UTEP	W 41-28	9/15/12	27	37	177	23-36-0-4	310	73	487	1-0	12-129	30:28	U33	5-12
NMSU		32:933	29	35	112	20-47-1-3	290	82	402	0-0	10-55	29:32	N23	5-16
UTEP	L 26-37	9/22/12	20	33	77	22-39-0-2	259	72	336	1-1	10-56	31:20	U26	5-18
@ Wisconsin		79:806	21	40	213	12-17-1-1	210	57	423	2-1	6-64	28:40	W34	2-8
UTEP	L 18-28	9/29/12	17	36	151	10-30-3-1	151	66	302	1-1	3-24	27:02	U28	2-13
@ East Carolina*		47:817	25	39	217	28-40-3-1	258	79	475	2-1	7-56	32:58	E36	7-14
@ UTEP	L 0-17	10/6/12	13	30	107	16-39-3-0	178	69	285	0-0	2-25	22:55	U22	5-15
SMU*		34:073	22	36	138	22-44-1-1	234	80	372	1-0	3-25	37:05	S33	8-19
UTEP	L 11-33	10/11/12	26	33	31	27-42-1-1	376	75	407	2-2	3-25	29:32	U22	3-14
@ Tulsa*		18:961	20	54	281	13-23-0-0	198	77	479	2-1	4-38	30:28	T25	8-17
@ UTEP	W 24-20	10/20/12	25	40	217	20-30-0-2	228	70	445	1-1	2-25	30:17	U30	8-13
Tulane*		23:234	24	24	77	28-44-0-2	363	68	440	4-1	4-25	29:43	T20	5-11
UTEP	L 35-45	10/27/12	26	53	193	21-38-4-3	301	91	494	5-2	6-59	39:27	U30	13-20
@ Houston*		27:433	19	36	165	16-30-0-2	174	66	339	2-2	3-40	20:33	H45	4-12
@ UTEP	L 24-31	11/10/12	17	53	267	5-11-0-0	79	64	346	4-3	2-20	30:12	U35	5-13
UCF*		25:483	20	41	188	16-28-0-1	214	69	402	1-1	2-22	27:52	UCF33	7-15
UTEP	W 34-33	11/17/12	16	42	170	10-18-0-0	189	60	359	1-0	2-20	30:13	U39	7-14
@ Southern Miss*		23:757	19	38	158	16-22-1-2	374	60	532	0-0	6-63	29:47	S21	4-10
@ UTEP	L 24-33	11/24/12	17	32	148	10-27-0-2	295	59	443	2-0	2-20	22:28	U27	1-11
Rice*		20:384	25	55	246	21-30-0-0	207	85	453	2-2	1-15	37:32	R31	11-19

*Conference USA (C-USA) game

2013 (2-10, 1-7 C-USA/7th West Division) - Sean Kugler, Head Coach

Teams	Score	Date	- Rushing -			- Passing -			Total Offense	Fum.	Pen.	Time Poss.	Avg. Pos.	Third Downs
			First Downs	Att.	Yards	Com-Att-Int-TD	Yards	Plays						
@ UTEP	L 35-42	9/7/13	23	47	283	15-20-0-1	119	67	402	0-0	4-30	28:04	U31	6-12
New Mexico		34:907	25	57	395	4-7-0-0	88	64	483	1-1	3-30	31:56	N30	2-9
UTEP	W 42-21	9/14/13	29	56	293	18-28-1-1	253	84	546	1-1	4-25	41:53	U27	10-17
@ NM State		18:366	15	19	99	14-26-2-3	299	45	398	2-2	3-33	18:07	N27	1-7
@ UTEP	L 13-32	9/21/13	13	29	99	17-31-0-0	119	60	218	0-0	4-50	26:07	U38	6-15
UTSA*		30:004	19	35	181	18-24-0-1	204	59	385	0-0	6-29	33:53	V21	6-12
UTEP	L 42-59	9/28/13	28	47	132	26-43-0-5	365	90	497	3-1	6-39	35:55	U26	10-19
@ Colorado State		19:517	25	34	250	18-29-0-4	341	63	591	1-1	6-62	24:05	H32	7-11
@ UTEP	L 35-38	10/5/13	22	45	203	18-33-1-3	237	78	440	1-0	6-51	33:27	U27	7-18
Louisiana Tech*		24:926	24	50	353	10-20-0-0	110	70	463	2-2	2-21	26:33	L32	6-13
@ UTEP	L 20-34	10/12/13	20	47	222	12-30-2-1	166	77	388	0-0	1-15	29:54	U40	7-17
Tulsa*		22:158	22	46	204	14-17-0-2	226	63	430	1-1	0-0	30:06	T23	6-13
UTEP	L 7-45	10/26/13	17	55	248	7-12-1-1	116	67	364	3-2	3-19	32:30	U20	5-14
@ Rice*		15:355	21	47	265	8-20-0-4	259	67	524	1-0	6-43	27:30	R36	7-14
UTEP	L 7-57	11/2/13	10	44	127	9-17-3-0	71	61	198	3-1	3-35	36:06	U24	4-15
@ #12 Texas A&M		87:126	25	30	234	21-30-0-4	330	60	564	5-1	4-34	23:54	H34	2-8
UTEP	L 7-41	11/9/13	13	42	56	14-20-1-1	128	62	184	1-0	5-40	33:06	U25	4-16
@ North Texas*		26:119	22	43	317	10-24-0-1	154	67	471	1-0	6-35	26:54	N27	5-13
@ UTEP	W 33-10	11/16/13	16	53	327	3-7-0-1	80	60	407	0-0	3-33	34:21	U35	3-13
FIU*		29:882	11	31	95	9-24-0-1	105	55	200	3-1	2-20	25:39	F25	3-13
UTEP	L 3-45	11/23/13	13	33	49	16-27-1-0	183	60	232	2-2	6-47	29:07	U21	8-17
@ Tulane*		19:771	26	43	277	16-25-0-4	205	68	482	0-0	4-35	30:53	T34	10-14
UTEP	L 17-48	11/30/13	14	36	177	14-24-0-0	122	60	299	2-1	3-25	28:48	U25	5-14
@ Middle Tennessee*		11:560	27	48	304	19-27-1-2	325	75	629	0-0	2-20	31:12	M30	11-16

*Conference USA (C-USA) game

YEARLY RESULTS

2014 (7-6, 5-3 C-USA/T2nd West Division) - Sean Kugler, Head Coach

Teams	Score	Date	First Downs	Rushing - Att.	Yards	Passing-Com-Att-Int-TD	Yards	Passing-Plays	Total Offense	Fum.	Pen.	Time Poss.	Avg. Pos.	Third Downs
UTEP	W 31-24	8/30/14	20	44	330	11-22-0	116	66	446	0-0	2-10	31:13	U33	7-14
@ New Mexico		25,802	20	52	410	5-9-1	67	61	477	2-2	3-25	28:47	N21	3-11
@ UTEP	L 26-30	9/6/14	24	53	268	9-26-0	116	79	384	2-0	5-40	39:00	U28	6-16
Texas Tech		35,422	20	28	226	17-31-0	278	59	504	1-1	10-90	21:00	T25	4-11
@ UTEP	W 42-24	9/13/14	26	58	344	13-16-1	126	74	470	0-0	5-43	39:26	U32	7-10
NM State		32,979	20	21	90	23-41-2	335	62	425	1-0	4-17	20:34	N25	5-12
UTEP	L 28-58	9/27/14	10	31	59	18-28-0	201	59	260	1-0	5-40	31:28	U30	4-14
@ #25 Kansas State		52,899	16	37	188	13-19-0	263	56	451	2-1	6-55	28:32	H39	2-8
UTEP	L 3-55	10/4/14	12	36	81	15-28-3	143	64	224	2-2	5-22	32:35	V35	5-17
@ La Tech*		18,157	19	43	256	7-17-1	187	60	443	2-1	4-35	27:25	H42	5-11
@ UTEP	W 42-35	10/11/14	23	52	313	17-26-0	152	78	465	2-0	8-58	41:26	U34	10-16
Old Dominion*		25,509	16	28	161	13-25-0	196	53	357	1-0	4-35	18:34	O26	4-10
UTEP	W 34-0	10/25/14	15	46	160	12-18-0	191	64	351	0-0	6-50	39:12	V36	7-16
@ UTSA*		31,956	2	26	38	6-20-1	32	46	70	3-1	4-29	20:48	H22	1-14
@ UTEP	W 35-14	11/1/14	15	42	107	10-23-0	127	65	234	2-1	4-20	33:18	U36	5-16
Southern Miss*		24,673	17	27	93	20-47-2	309	74	402	5-3	9-95	26:42	S26	5-19
UTEP	L 27-35	11/8/14	19	46	236	9-22-1	158	68	394	0-0	5-37	36:33	U35	8-16
@ WKU*		18,472	17	21	64	23-34-0	324	55	388	1-0	3-24	23:27	W23	6-12
@ UTEP	W 35-17	11/15/14	18	46	351	8-11-0	87	57	438	1-1	6-67	33:00	U29	7-12
North Texas*		24,222	13	30	100	15-27-1	101	57	201	1-0	5-25	27:00	N26	6-15
UTEP	L 13-31	11/21/14	12	25	53	17-30-0	209	55	262	2-2	3-20	28:09	U28	3-12
@ Rice*		18,164	17	42	165	10-22-1	227	64	392	0-0	12-95	31:51	R35	7-15
@ UTEP	W 24-21	11/29/14	20	48	250	7-13-0	106	61	356	2-0	3-32	32:34	U21	7-13
Middle Tennessee*		27,455	19	44	259	9-17-1	99	61	358	0-0	6-35	27:26	M37	6-11
UTEP	L 6-21	12/20/14	12	46	149	13-24-1	126	70	275	1-0	8-75	36:34	U29	5-20
Utah State+		28,725	16	40	279	5-12-1	68	52	347	3-1	2-10	23:26	S29	5-11

+ 2014 New Mexico Bowl | *Conference USA (C-USA) game

2015 (5-7, 3-5 C-USA/T3rd West Division) - Sean Kugler, Head Coach

Teams	Score	Date	First Downs	Rushing - Att.	Yards	Passing-Com-Att-Int-TD	Yards	Passing-Plays	Total Offense	Fum.	Pen.	Time Poss.	Avg. Pos.	Third Downs
UTEP	L 13-48	9/5/15	13	34	58	14-19-1-0	146	53	204	3-2	2-15	30:41	U24	7-14
@ #18 Arkansas		61,708	18	34	182	14-20-0-4	308	54	490	0-0	6-68	29:19	A44	5-11
UTEP	L 20-69	9/12/15	18	46	227	19-31-0-1	187	77	414	2-2	8-80	40:15	U22	6-18
@ Texas Tech		54,090	29	30	229	23-42-0-4	445	72	674	1-0	4-38	19:45	T36	5-11
UTEP	W 50-47 (OT)	9/19/15	27	44	269	25-34-1-3	273	78	542	1-1	11-90	35:38	U26	7-15
@ NM State		17,210	21	35	266	14-28-1-3	285	63	551	0-0	13-149	24:22	N22	4-13
@ UTEP	W 27-17	9/26/15	16	31	81	20-28-0-2	275	59	356	0-0	7-68	31:29	U29	3-12
Incarnate Word		22,322	15	29	119	18-32-2-2	295	67	414	1-1	3-30	28:31	I26	6-16
UTEP	L 6-25	10/3/15	14	22	59	23-50-4-1	216	72	275	2-1	2-26	25:44	U31	4-17
UTSA*		25,951	22	48	137	19-32-0-0	198	80	335	2-1	6-58	34:16	S28	5-18
UTEP	L 12-52	10/10/15	13	47	155	12-24-1-1	117	71	272	2-0	3-25	35:27	U25	8-20
@ FIU*		13,799	22	31	150	15-22-0-3	368	53	518	1-0	5-38	24:33	F26	2-7
@ UTEP	W 27-17	10/24/15	20	38	139	20-39-0-3	271	77	410	1-1	6-57	36:55	U31	9-18
Florida Atlantic*		22,468	15	30	146	14-23-1-0	263	53	365	2-2	5-60	23:05	F30	4-10
UTEP	L 13-34	10/31/15	16	32	101	16-32-0-0	197	64	298	2-0	6-55	31:29	U28	9-17
@ Southern Miss*		25,581	24	36	246	23-33-0-4	277	69	523	2-1	4-41	28:31	S24	8-15
@ UTEP	W 24-21	11/6/15	19	34	161	18-36-0-2	231	70	392	4-1	3-16	33:24	U19	7-15
Rice*		23,031	16	30	96	14-28-0-2	230	58	326	3-0	5-42	26:36	R27	6-13
UTEP	L 21-31	11/14/15	19	30	112	21-38-2-3	193	68	305	1-0	3-27	31:07	U31	6-16
@ Old Dominion*		20,118	22	31	150	26-42-0-2	291	73	441	0-0	5-41	28:53	O29	4-14
@ UTEP	L 15-17	11/21/15	21	42	226	17-38-1-1	166	80	392	0-0	4-36	37:49	U30	8-21
LA Tech*		22,286	12	28	119	13-22-0-2	188	50	307	1-1	6-68	22:11	L20	2-10
UTEP	W 20-17	11/28/15	15	48	187	8-16-0-1	69	64	256	6-5	2-20	33:47	U22	4-16
@ North Texas*		8,305	10	31	129	10-29-1-0	76	60	205	2-1	10-120	26:13	N37	4-16

*Conference USA (C-USA) game

2016 (4-8, 2-6 C-USA/T5th West Division) - Sean Kugler, Head Coach

Teams	Score	Date	First Downs	Rushing - Att.	Yards	Passing-Com-Att-Int-TD	Yards	Passing-Plays	Total Offense	Fum.	Pen.	Time Poss.	Avg. Pos.	Third Downs
@ UTEP	38	9/3/16	28	49	289	15-28-0-0	229	77	518	3-1	7-56	37:24	U31	11-17
NM State	22	30,119	19	30	139	17-41-0-0	206	71	345	0-0	7-40	22:36	N19	5-15
UTEP	7	9/10/16	10	40	135	14-21-0-0	73	61	208	3-1	8-78	33:59	U19	3-15
@ #11 Texas	41	92,863	23	47	171	23-28-0-0	245	75	416	1-1	10-115	26:01	T38	3-12
@ UTEP	14	9/17/16	10	19	88	12-23-1-0	166	42	254	1-1	7-58	18:20	U27	3-9
Army	66	37,893	33	73	426	7-8-0-0	174	80	600	1-0	2-10	41:40	A32	10-12
@ UTEP	7	9/24/16	10	26	145	14-28-2-0	113	54	258	2-1	6-57	27:32	U28	1-11
Southern Miss*	34	21,419	18	39	202	16-27-0-0	176	66	378	2-2	4-30	32:28	S36	7-16
UTEP	7	10/1/16	22	35	122	25-34-1-0	293	69	415	1-1	6-55	35:36	U27	8-14
@ LA Tech*	28	22,101	19	22	196	19-28-0-0	191	50	387	1-0	2-12	24:24	L15	5-9
@ UTEP	21	10/8/16	16	25	149	17-39-1-0	191	63	340	0-0	3-30	24:06	U31	4-14
FIU*	35	17,751	23	44	258	21-31-1-0	241	75	499	1-0	6-57	35:54	F32	7-15
UTEP	52	10/22/16	19	38	159	16-24-0-0	285	62	444	3-1	13-72	25:19	U20	6-13
@ UTSA*	49	23,633	29	52	278	21-37-1-0	247	89	525	0-0	7-65	34:41	U32	9-19
@ UTEP	21	10/29/16	24	35	132	22-37-1-0	205	72	337	1-1	2-10	34:01	U27	4-14
Old Dominion*	31	19,254	15	30	131	14-22-1-0	262	52	393	0-0	5-52	25:59	O32	1-8
@ UTEP	42	11/5/16	27	44	323	16-22-0-0	191	66	514	0-0	1-5	34:40	U26	6-11
Houston Baptist	10	15,977	12	32	137	8-27-0-0	90	59	227	0-0	2-28	25:20	H28	5-16
UTEP	31	11/12/16	21	40	237	13-19-1-0	118	59	355	0-0	7-59	33:10	U33	5-10
@ Florida Atlantic*	35	9,122	26	36	243	20-27-2-0	233	63	476	2-1	5-45	26:50	F26	5-10
UTEP	24	11/19/16	13	18	63	19-34-1-0	169	52	232	0-0	5-51	25:58	U26	3-12
@ Rice*	44	19,148	27	44	236	21-28-1-0	246	72	482	1-1	3-17	34:02	R34	4-10
@ UTEP	52	11/26/16	19	40	384	12-18-0-0	171	58	555	2-1	3-36	32:03	U23	10-13
North Texas*	24	18,591	21	27	107	23-42-0-0	197	68	304	2-0	3-35	27:57	N28	4-14

*Conference USA (C-USA) game

YEAR-BY-YEAR TEAM STATS

Year	Team	Record	G	RUSHING					PASSING					TOTAL OFFENSE			FIRST DOWNS			FUMBLES		Pen-Yds
				No	Yards	Avg	Att	Comp	Int	Yards	TD	Avg	Pct	Plays	Yards	Avg	R	Pa	Pn	Tot	No-Loss	
1950	UTEP	7-3-0	10	523	2773	277.3	153	62	13	997	12	99.7	.405	676	3770	377.0	120	32	5	159	29-21	51-420
	Opp	---	10	451	1729	172.9	211	101	20	1582	11	158.2	.479	662	3311	331.1	81	52	9	142	25-12	61-569
1951	UTEP	3-7-0	10	488	1752	175.2	199	88	22	1028	8	102.8	.442	687	2780	278.0	81	42	9	132	25-16	42-344
	Opp	---	10	605	2646	264.6	147	63	11	1048	9	104.8	.429	753	3694	369.4	133	30	6	169	34-16	69-661
1952	UTEP	5-5-1	11	542	2057	187.0	229	109	19	1640	15	149.1	.476	771	3697	336.1	115	63	12	190	43-21	51-477
	Opp	---	11	567	2414	219.5	189	92	9	1373	7	124.8	.487	756	3887	353.4	103	55	6	164	44-24	80-750
1953	UTEP	8-2-0	10	426	1748	194.2	169	81	9	1045	7	116.1	.479	595	2793	310.3	85	48	6	139	29-16	62-525
	Opp	---	10	384	1107	123.0	131	51	14	680	2	75.6	.389	515	1787	198.6	54	28	7	89	29-18	50-439
1954	UTEP	8-3-0	11	559	2533	253.3	136	58	13	751	6	75.1	.426	695	3284	328.4	123	36	9	168	42-30	37-335
	Opp	---	11	467	2071	207.1	107	39	9	631	7	63.1	.364	574	2702	270.2	97	24	5	126	34-25	56-457
1955	UTEP	6-2-2	10	418	1689	168.9	122	53	9	840	7	84.0	.434	540	2529	252.9	88	33	9	130	41-26	45-394
	Opp	---	10	500	1603	160.3	154	61	16	738	3	73.8	.396	654	2341	234.1	99	32	7	138	36-17	52-508
1956	UTEP	9-2-0	11	570	2700	270.0	108	41	10	868	8	86.8	.380	678	3568	356.8	132	29	5	166	33-22	51-493
	Opp	---	11	437	1617	161.7	175	66	23	916	5	91.6	.377	612	2533	253.3	91	37	9	137	38-16	40-455
1957	UTEP	6-3-0	9	434	1792	199.1	87	39	6	572	10	63.6	.448	521	2364	262.7	91	25	6	122	33-17	37-364
	Opp	---	9	453	1692	188.0	134	55	9	821	10	91.2	.410	587	2463	273.7	86	35	4	125	23-10	48-461
1958	UTEP	3-7-0	10	379	1326	132.6	136	48	11	610	2	61.0	.353	515	1936	193.6	65	24	4	93	36-20	38-362
	Opp	---	10	479	1898	189.8	154	80	8	991	6	99.1	.519	633	2889	288.9	92	43	5	140	29-14	61-579
1959	UTEP	3-7-0	10	482	1844	184.4	220	105	13	1348	12	134.8	.477	702	3192	319.2	103	65	9	187	43-19	40-382
	Opp	---	10	450	2034	203.4	154	75	12	1193	8	119.3	.487	604	3227	322.7	90	60	7	157	28-14	51-496
1960	UTEP	4-5-1	10	413	1688	168.8	233	105	10	1230	6	123.0	.451	646	2918	291.8	88	62	9	159	29-13	22-201
	Opp	---	10	447	2210	221.0	157	65	15	935	8	93.5	.444	604	3145	314.5	107	39	9	135	20-13	56-553
1961	UTEP	3-7-0	10	427	1595	159.5	208	95	15	1227	11	122.7	.457	635	2822	282.2	92	54	9	155	24-14	34-317
	Opp	---	10	497	2395	239.5	127	60	6	1189	10	118.9	.472	624	3584	358.4	106	47	4	157	25-11	66-580
1962	UTEP	4-5-0	9	314	1081	120.1	145	64	8	718	6	79.7	.441	459	1799	199.9	63	39	8	110	30-12	35-273
	Opp	---	9	400	1871	207.9	92	35	9	505	4	56.1	.380	492	2376	264.0	91	15	7	113	25-15	60-640
1963	UTEP	3-7-0	10	435	1502	150.2	211	81	20	1053	4	105.3	.384	646	2555	255.5	75	55	15	145	33-19	62-469
	Opp	---	10	459	1889	188.9	104	35	7	438	1	43.8	.337	495	2337	233.7	86	20	9	115	32-18	57-426
1964	UTEP	0-8-2	11	405	1256	125.6	156	54	15	897	3	89.7	.346	561	2153	215.3	63	34	11	103	35-19	60-586
	Opp	---	11	448	1614	161.4	165	82	7	1422	6	142.2	.497	613	3036	303.6	89	53	12	154	25-10	55-511
1965	UTEP	8-3-0	11	285	454	45.4	480	223	33	3426	24	342.6	.465	765	3880	388.0	45	126	19	190	30-22	52-601
	Opp	---	11	501	1345	134.5	347	145	21	1580	12	158.0	.418	848	2925	292.5	81	69	8	158	34-19	48-597
1966	UTEP	6-4-0	10	348	839	83.9	360	165	19	2410	24	241.0	.458	708	3249	324.9	65	94	12	157	31-19	57-581
	Opp	---	10	374	728	72.8	305	137	24	1769	18	176.9	.449	679	2502	250.2	44	73	12	129	23-16	69-740
1967	UTEP	7-2-1	10	312	766	85.1	367	167	26	2710	28	301.1	.455	679	3476	386.2	52	97	12	161	20-11	65-633
	Opp	---	10	375	1051	116.8	342	142	21	1679	11	186.6	.415	717	2730	303.3	62	68	10	140	29-17	67-723
1968	UTEP	4-5-1	10	357	596	59.6	455	199	21	2884	20	288.4	.437	812	3480	348.0	54	120	12	186	28-17	48-519
	Opp	---	10	512	1704	170.4	280	117	12	1938	13	193.8	.418	792	3372	337.2	90	65	9	164	32-20	74-726
1969	UTEP	4-6-0	10	420	1113	111.3	401	158	29	2225	6	222.5	.394	821	3358	335.8	66	100	17	183	26-15	63-647
	Opp	---	10	532	1935	193.5	263	97	11	1285	10	128.5	.369	795	3220	322.0	87	61	18	166	37-18	79-871
1970	UTEP	6-4-0	10	471	1884	188.4	325	139	19	2139	10	213.9	.428	796	4023	402.3	89	85	15	199	34-18	52-489
	Opp	---	10	504	1927	192.7	255	107	13	1473	13	147.3	.420	759	3400	340.0	92	58	11	161	39-28	66-675
1971	UTEP	5-6-0	11	496	1580	143.6	254	133	15	1499	6	136.3	.524	750	3079	279.9	84	67	14	165	25-18	48-507
	Opp	---	11	591	2467	224.3	270	132	23	1516	7	137.8	.470	861	3983	362.1	134	77	9	220	25-11	74-736
1972	UTEP	2-8-0	10	401	1237	123.7	323	169	12	2164	10	216.4	.523	724	3401	340.1	77	96	18	191	34-24	59-536
	Opp	---	10	615	3077	307.7	137	69	10	1117	9	111.7	.504	752	4194	419.4	142	42	10	194	31-19	85-754
1973	UTEP	0-11-0	11	482	1236	112.3	259	114	27	1425	7	129.1	.431	741	2661	241.9	67	65	11	143	26-16	71-510
	Opp	---	11	603	3483	316.6	236	119	6	1983	22	180.3	.504	844	5468	479.1	154	84	17	255	33-22	78-808
1974	UTEP	4-7-0	11	538	1875	170.5	207	98	15	1587	14	144.3	.473	745	3462	314.7	104	67	10	181	27-14	68-703
	Opp	---	11	517	2150	195.5	265	131	8	1978	15	179.8	.494	782	4128	375.3	114	85	18	217	38-18	82-762
1975	UTEP	1-10-0	11	591	2031	184.6	184	62	16	890	4	80.9	.337	775	2921	265.5	112	40	12	164	30-23	64-668
	Opp	---	11	544	2325	211.4	200	100	10	1575	11	143.2	.500	744	3900	354.5	115	65	16	196	46-30	95-902
1976	UTEP	1-11-0	12	684	2547	212.3	181	69	16	1006	4	83.8	.381	865	3553	296.1	132	50	17	199	43-30	78-836
	Opp	---	12	605	2892	241.0	186	89	7	1343	10	111.9	.478	791	4235	352.9	136	54	20	210	38-20	81-819
1977	UTEP	1-10-0	11	505	1416	128.7	301	119	29	1880	16	170.9	.395	806	3296	299.6	97	67	21	185	38-20	67-682
	Opp	---	11	646	3158	287.1	248	125	9	2013	19	183.0	.504	894	5171	470.1	151	84	13	248	47-26	84-997

YEAR-BY-YEAR TEAM STATS

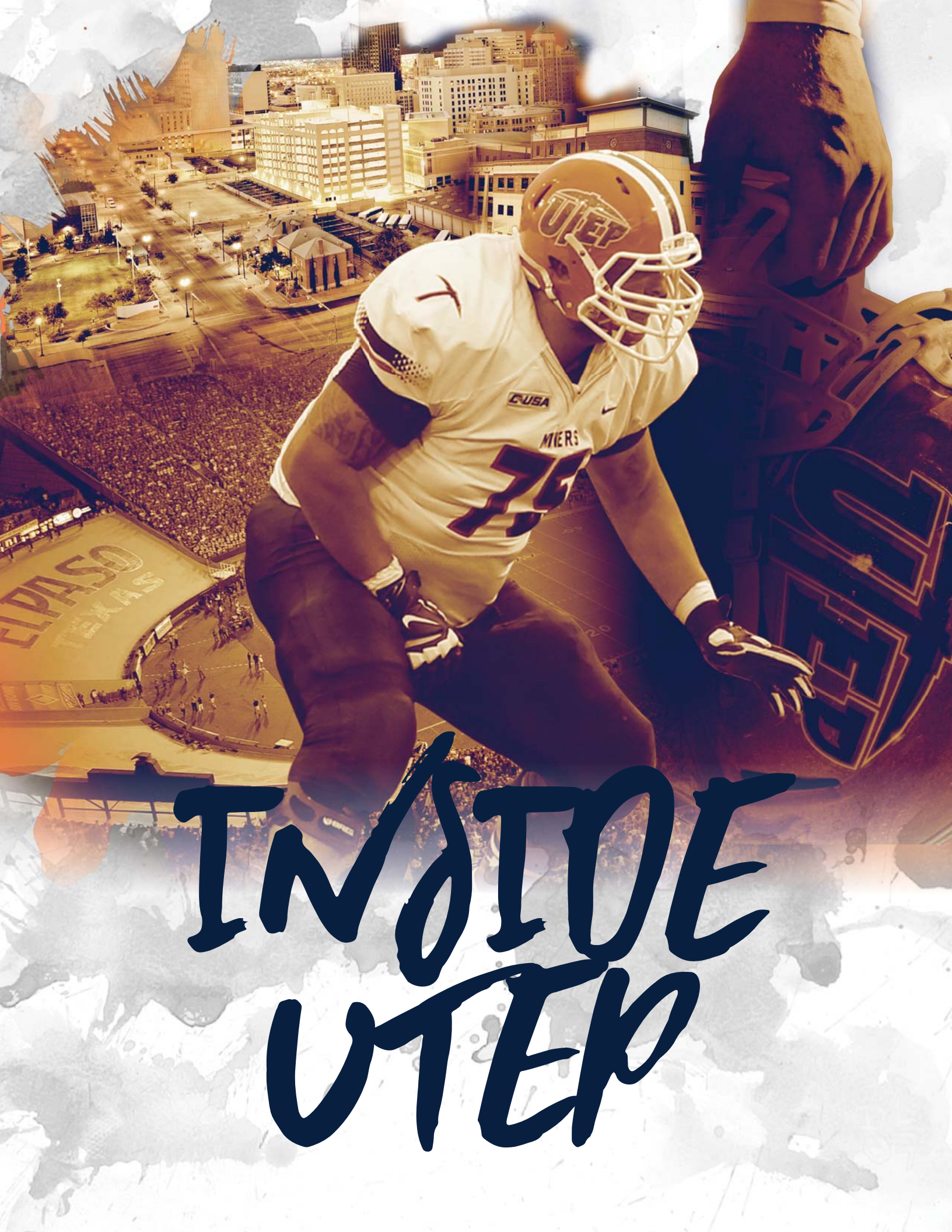
Year	Team	Record	G	RUSHING				PASSING				TOTAL OFFENSE				FIRST DOWNS				FUMBLES		
				No	Yards	Avg	Att	Comp	Int	Yards	TD	Avg	Pct	Plays	Yards	Avg	R	Pa	Pn	Tot	No-Loss	Pen-Yds
1984	UTEP	2-9-0	11	560	2392	217.5	237	98	16	1267	6	115.2	.414	792	3646	331.5	125	58	13	196	27-16	84-742
	Opp	---	11	522	2576	234.2	256	135	15	1983	15	180.3	.527	835	4834	439.5	131	85	12	218	28-14	86-780
1985	UTEP	1-10-0	11	506	1846	167.8	223	129	13	1760	6	160.0	.578	728	3606	327.8	91	79	17	187	34-18	71-638
	Opp	---	11	556	2763	251.2	295	167	9	2466	17	224.2	.566	851	5215	474.0	152	101	13	266	20-11	84-736
1986	UTEP	4-8-0	12	415	1291	107.6	437	270	21	3234	23	269.5	.618	852	4525	377.1	86	148	18	252	34-18	89-763
	Opp	---	12	584	2686	223.8	386	217	16	2769	22	230.8	.562	970	5455	454.6	150	134	14	298	15-10	88-760
1987	UTEP	7-4-0	11	501	1840	167.3	338	177	24	2336	14	212.4	.524	839	4176	379.6	108	107	16	231	23-11	66-583
	Opp	---	11	468	1861	169.2	355	172	13	2003	10	182.1	.485	823	3864	351.3	113	88	11	212	40-24	66-586
1988	UTEP	10-3-0	13	485	2414	201.2	351	191	11	2632	17	219.3	.540	836	5046	420.5	115	119	12	246	16-6	81-717
	Opp	---	13	556	2274	189.5	413	223	22	2686	18	223.8	.544	969	4960	413.3	135	136	19	290	35-13	80-673
1989	UTEP	2-10-0	12	436	1203	100.3	425	221	23	2989	16	249.1	.520	861	4192	349.3	71	125	18	214	21-10	49-457
	Opp	---	12	570	2641	220.1	376	209	19	3115	23	259.6	.556	949	5756	479.7	143	128	13	284	42-20	96-850
1990	UTEP	3-8-0	11	409	1076	97.8	361	189	13	2134	10	194.0	.524	770	3210	291.8	76	94	25	195	23-12	55-478
	Opp	---	11	513	2222	202.0	330	183	11	2369	13	215.4	.555	843	4591	417.3	141	103	10	254	21-7	94-886
1991	UTEP	4-7-1	11	527	2110	191.8	299	144	8	2176	15	197.8	.482	826	4286	357.2	107	76	13	196	35-12	52-424
	Opp	---	11	536	2012	182.9	346	196	13	2517	17	228.8	.538	882	4529	377.4	134	107	9	250	25-14	66-523
1992	UTEP	1-10-0	11	523	2122	192.9	306	154	10	1911	4	173.7	.503	829	4033	457.0	130	94	5	229	27-6	49-410
	Opp	---	11	475	2343	213.0	274	157	9	2687	22	244.3	.573	749	5030	457.3	123	106	10	239	15-6	56-457
1993	UTEP	1-11-0	12	544	2072	172.7	283	130	14	1729	9	144.1	.459	771	3805	317.1	119	71	18	208	29-14	65-576
	Opp	---	12	538	2554	212.8	294	179	13	2693	26	224.4	.609	820	5247	437.3	136	114	11	261	17-9	81-708
1994	UTEP	3-7-1	11	486	1800	180.0	262	111	12	1666	9	151.5	.424	752	3646	331.5	99	73	17	189	27-13	67-505
	Opp	---	11	493	2576	234.2	332	194	12	2755	18	250.5	.554	825	5331	484.6	127	119	9	255	28-16	77-702
1995	UTEP	2-10-0	12	483	1953	162.8	383	203	18	2409	18	200.8	.530	866	4352	362.7	106	120	16	242	25-15	77-580
	Opp	---	12	552	2890	240.8	329	197	8	2947	27	245.6	.599	881	5837	486.4	152	122	21	295	26-16	76-699
1996	UTEP	2-9-0	11	452	1475	134.1	302	151	14	1622	12	147.5	.500	754	3097	281.5	76	80	12	168	25-12	54-472
	Opp	---	11	463	2143	194.8	269	142	8	1592	9	144.7	.528	732	3735	339.5	115	80	8	203	27-10	55-471
1997	UTEP	4-7-0	11	499	1502	136.5	327	146	15	1854	7	168.5	.446	826	3356	305.1	95	82	22	199	25-9	76-529
	Opp	---	11	415	1813	164.8	247	137	10	2026	15	184.2	.555	662	3839	349.0	91	78	9	178	22-13	81-661
1998	UTEP	3-8-0	11	444	1837	167.0	356	187	10	2275	13	206.8	.525	800	4112	373.8	106	93	16	215	16-9	60-460
	Opp	---	11	479	2569	233.5	284	160	11	2315	15	210.5	.563	763	4884	444.0	105	102	15	222	13-8	80-623
1999	UTEP	5-7-0	12	457	1580	131.7	407	247	17	3147	19	262.3	.607	864	4727	393.9	86	143	21	250	27-10	71-541
	Opp	---	12	503	2498	208.2	307	160	15	2194	14	182.8	.521	810	4692	391.0	118	96	17	231	19-9	110-828
2000	UTEP	8-4-0	12	473	1752	159.3	354	207	7	2730	26	248.2	.585	827	4482	407.5	94	115	33	242	23-13	84-680
	Opp	---	12	368	1692	153.8	378	174	14	2398	14	218.0	.460	746	4090	371.8	84	105	22	211	21-10	110-925
2001	UTEP	2-9-0	11	399	1513	137.5	319	169	16	2108	10	191.6	.530	718	3621	329.2	83	84	12	179	29-15	88-676
	Opp	---	11	521	2579	234.5	282	140	12	1993	20	181.2	.496	803	4572	415.6	138	86	18	242	22-9	102-750
2002	UTEP	2-10-0	12	509	1849	154.1	375	170	21	2145	13	178.8	.453	884	3994	332.8	108	96	17	221	22-16	79-644
	Opp	---	12	480	2331	194.2	352	199	10	2951	30	245.9	.565	832	5282	440.2	119	124	25	268	20-8	85-759
2003	UTEP	2-11-0	13	542	2201	169.3	409	207	24	2570	13	197.7	.506	951	4771	367.0	121	101	26	248	30-16	109-864
	Opp	---	13	524	2481	190.8	395	224	11	3347	24	257.5	.567	919	5828	448.3	125	136	30	291	22-14	86-744
2004	UTEP	8-4-0	12	454	1707	142.2	393	229	18	3016	29	251.3	.583	847	4723	393.6	90	123	25	238	19-10	74-631
	Opp	---	12	499	1850	154.2	388	203	18	2485	14	207.1	.523	887	4335	361.2	105	117	16	238	30-12	81-761
2005	UTEP	8-4-0	12	395	1466	122.2	458	268	20	3607	29	300.6	.585	853	5073	422.8	87	161	22	270	22-14	84-769
	Opp	---	12	499	1928	160.7	400	228	14	2553	25	212.8	.570	899	4481	373.4	114	109	19	242	24-10	92-770
2006	UTEP	5-7-0	12	288	691	57.6	447	290	17	3754	29	312.8	.649	735	4445	370.4	38	152	22	212	20-8	73-651
	Opp	---	12	439	1829	152.4	396	256	15	2910	15	242.5	.646	835	4739	394.9	111	129	22	262	19-10	74-641
2007	UTEP	4-8-0	12	416	1772	147.7	440	242	9	3302	28	275.2	.550	856	5074	422.8	93	144	19	256	20-11	86-797
	Opp	---	12	503	2435	202.9	470	291	18	3622	29	301.8	.619	973	6057	504.8	129	150	29	309	21-11	78-770
2008	UTEP	5-7-0	12	371	1468	122.3	448	258	9	3410	34	284.2	.576	819	4878	406.5	78	147	22	247	17-6	73-688
	Opp	---	12	465	2384	198.7	389	244	14	3243	34	270.2	.627	854	5627	468.9	133	137	20	290	19-13	72-687
2009	UTEP	4-8-0	12	401	1813	151.1	422	229	13	3331	17	277.6	.543	823	5144	428.7	93	141	27	261	23-8	92-810
	Opp	---	12	479	2410	200.8	401	247	11	2953	25	246.1	.616	880	5363	446.9	129	137	19	285	15-7	84-748
2010	UTEP	6-7-0	13	412	1782	137.1	432	228	14	2903	23	223.3	.528	844	4685	360.4	96	140	29	265	19-7	77-668
	Opp	---	13	493	2393	184.1	442	274	11	2971	24	228.5	.620	935	5364	412.6	127	145	22	294	17-5	82-727
2011	UTEP	5-7-0	12	410	1859	154.9	399	225	17	2707	14	225.6	.564	809	4566	380.5	96	122	20	238	20-10	55-492
	Opp	---	12																			

YEAR-BY-YEAR TEAM STATS

Year	Team	Record	INTERCEPTIONS			PUNTS			PUNT RETURNS			KICKOFF RETURNS				SCORING				
			G	No	Yards	No	Yds	BK	Avg	No	Yds	Avg	No	Yds	Avg	TD	PAT-M	FGA	FGM	Points
1950	UTEP	7-3-0	10	20	164	54	2067	1	38.3	30	275	9.2	33	527	16.0	0	41-31	---	0	277 (27.7)
	Opp	---	10	13	88	59	2142	2	36.3	34	479	14.1	42	921	21.9	1	35-20	---	0	232 (23.2)
1951	UTEP	3-7-0	10	11	170	65	2217	2	34.1	28	432	15.4	44	713	16.2	0	23-12	---	0	152 (15.2)
	Opp	---	10	22	301	58	2010	1	34.7	34	342	10.1	33	602	18.2	0	36-22	---	1	241 (24.1)
1952	UTEP	5-5-1	11	7	19	70	2575	5	36.8	20	171	8.6	35	592	16.9	0	33-33	---	1	228 (20.7)
	Opp	---	11	15	300	66	2228	2	33.8	33	542	16.4	39	827	21.2	0	35-24	---	0	236 (21.5)
1953	UTEP	8-2-0	10	14	154	51	1754	2	34.4	30	338	11.3	20	361	18.1	0	33-20	---	0	220 (24.4)
	Opp	---	10	9	63	61	2037	1	33.4	24	262	10.9	39	720	18.2	0	19-16	---	0	130 (14.4)
1954	UTEP	8-3-0	11	9	103	37	1325	0	35.8	29	369	12.7	30	488	16.3	0	36-27	---	0	243 (24.3)
	Opp	---	11	9	86	52	1839	1	35.3	18	192	10.2	43	649	15.1	0	26-21	---	0	177 (17.7)
1955	UTEP	6-2-2	10	16	273	47	1615	0	34.4	34	594	17.5	23	475	20.7	0	33-27	---	0	227 (22.7)
	Opp	---	10	9	43	59	2175	1	36.9	25	265	10.6	40	740	18.5	0	17-9	---	1	114 (11.4)
1956	UTEP	9-2-0	11	10	110	47	1790	0	38.1	38	597	15.7	18	449	24.9	0	43-35	5	4	305 (30.5)
	Opp	---	11	23	311	63	2231	2	35.4	22	238	10.8	45	782	17.4	0	10-5	2	0	65 (6.5)
1957	UTEP	6-3-0	9	9	139	52	1703	3	32.8	13	139	10.7	29	707	24.4	2	28-18	2	0	198 (22.0)
	Opp	---	9	6	61	61	1808	4	29.6	22	259	11.8	35	502	14.3	0	25-15	3	1	168 (18.7)
1958	UTEP	3-7-0	10	8	31	57	2175	1	37.5	19	150	16.7	31	641	20.7	0	13-7	0	0	92 (9.2)
	Opp	---	10	11	168	51	1831	3	35.9	30	335	11.2	18	348	19.3	0	26-15	1	1	195 (19.5)
1959	UTEP	3-7-0	10	13	93	45	1843	0	41.0	26	191	7.3	40	608	15.2	0	16-14	3	1	163 (16.3)
	Opp	---	10	12	80	49	1860	0	39.8	24	163	6.8	34	526	15.4	0	30-24	5	3	191 (19.1)
1960	UTEP	4-5-1	10	15	123	44	1746	1	39.7	15	150	10.0	32	581	18.2	0	13-10	4	1	167 (16.7)
	Opp	---	10	10	68	46	1559	3	33.9	21	254	12.1	29	551	19.0	0	19-7	5	3	176 (17.6)
1961	UTEP	3-7-0	10	6	38	52	1934	0	37.2	12	67	5.6	43	909	21.1	0	14-8	0	0	176 (17.6)
	Opp	---	10	15	140	46	1483	2	32.2	12	207	17.3	33	947	28.7	0	33-29	2	2	283 (28.3)
1962	UTEP	4-5-0	9	9	246	52	1959	1	37.7	21	204	9.7	28	633	22.6	0	12-9	5	1	84 (9.3)
	Opp	---	9	8	118	57	2204	3	38.7	19	120	6.3	18	416	23.1	1	17-14	2	0	144 (16.0)
1963	UTEP	3-7-0	10	7	43	60	2230	2	37.1	27	236	8.7	24	490	20.4	0	12-9	3	1	98 (9.8)
	Opp	---	10	20	118	62	2230	1	36.0	33	382	11.6	26	405	15.6	0	20-16	5	3	142 (14.2)
1964	UTEP	0-8-2	11	7	30	61	2196	0	36.0	11	186	16.9	32	708	22.1	0	6-2	1	0	64 (6.4)
	Opp	---	11	15	92	44	1637	0	37.2	21	236	11.2	18	262	14.6	0	27-24	3	3	217 (21.7)
1965	UTEP	8-3-0	11	21	367	62	2514	0	40.5	38	487	12.8	39	726	18.6	0	40-38	12	7	317 (31.7)
	Opp	---	11	30	218	75	2760	0	36.8	36	332	9.2	68	953	14.0	0	27-22	2	1	206 (20.6)
1966	UTEP	6-4-0	10	23	332	62	2455	0	39.6	50	517	10.3	29	563	19.4	0	23-18	8	6	293 (29.3)
	Opp	---	10	19	180	65	2507	0	39.8	36	297	8.3	46	762	18.1	0	25-18	12	7	187 (18.7)
1967	UTEP	7-2-1	10	21	223	62	2650	0	42.8	47	581	12.3	23	425	18.4	0	38-30	18	9	323 (35.9)
	Opp	---	10	26	375	82	3312	1	40.4	22	179	8.1	43	990	23.0	0	12-10	11	6	138 (15.3)
1968	UTEP	4-5-1	10	12	96	75	3014	0	40.1	32	262	8.1	36	697	19.3	0	23-19	13	6	232 (23.2)
	Opp	---	10	21	271	83	3259	0	39.2	24	186	7.7	44	975	22.1	0	21-17	11	9	225 (22.5)
1969	UTEP	4-6-0	10	11	25	69	2782	0	40.3	37	253	6.9	29	461	15.9	0	19-17	21	14	242 (24.2)
	Opp	---	10	29	389	75	2956	0	39.4	31	462	15.0	32	681	21.2	0	30-26	16	5	158 (15.8)
1970	UTEP	6-4-0	10	13	131	55	2183	0	39.0	29	407	14.0	25	516	20.6	0	25-19	18	10	263 (26.3)
	Opp	---	10	20	272	66	2485	1	37.7	16	223	14.0	52	1212	23.3	0	31-28	10	4	236 (23.6)
1971	UTEP	5-6-0	11	23	193	71	2879	1	40.5	31	186	6.0	32	705	22.0	0	20-19	14	5	166 (15.1)
	Opp	---	11	15	145	58	2254	0	38.9	41	368	9.0	28	591	21.1	0	23-20	17	7	217 (19.7)
1972	UTEP	2-8-0	10	10	142	58	2351	1	40.5	11	138	12.5	40	814	20.4	0	20-15	7	1	182 (18.2)
	Opp	---	10	12	118	44	1699	0	38.5	34	369	10.9	30	738	24.6	1	46-44	12	5	345 (34.5)
1973	UTEP	0-11-0	11	6	31	87	3570	0	41.0	11	48	4.4	65	1309	20.1	0	14-12	19	10	142 (12.9)
	Opp	---	11	27	437	43	1858	0	43.2	41	608	14.8	28	638	22.8	1	71-61	13	7	544 (49.5)
1974	UTEP	4-7-0	11	8	127	75	3079	0	41.1	24	192	8.0	43	770	17.9	0	31-28	14	6	246 (22.4)
	Opp	---	11	15	96	61	2419	0	39.7	37	306	8.3	39	835	21.4	0	35-33	17	11	298 (27.1)
1975	UTEP	1-10-0	11	10	166	79	3244	1	41.1	23	74	3.2	37	629	17.0	0	8-8	21	11	109 (9.9)
	Opp	---	11	16	270	64	2555	0	39.9	43	512	11.9	24	549	22.9	0	35-31	17	10	281 (25.5)
1976	UTEP	1-11-0	12	7	61	73	2834	1	38.8	26	131	5.0	38	641	16.9	0	18-13	17	9	172 (14.3)
	Opp	---	12	17	325	67	2528	0	37.7	25	259	10.4	35	740	21.1	0	46-43	18	9	356 (29.7)
1977	UTEP	1-10-0	11	9	91	83	3275	4	39.4	13	58	4.4	49	751	15.3	0	19-16	16	8	168 (15.3)
	Opp	---	11	29	502	52	1985	0	38.1	42	372	8.8	24	490	20.4	0	59-51	18	8	469 (42.6)
1978	UTEP	1-11-0	12	13	199	88	3522	2	40.0	16	88	5.5	51	908	17.8	0	19-13	6	2	151 (12.6)
	Opp	---	12	24	251	52	1980	0	38.0	47	483	10.2	17	361	21.2	0	52-49	21	13	424 (35.3)
1979	UTEP	2-9-0	11	9	86	86	3542	2	41.2	22	197	9.0	31	581	18.7	0	13-11	12	5	106 (9.6)
	Opp	---	11	16	164	67	2576	1	38.5	37	367	9.9	20	507	25.4	1	31-31	20	11	266 (24.2)
1980	UTEP	1-11-0	12	17	246	93	3759	1	40.4	32	257	8.1	45	759	16.7	0	19-17	8	2	143 (11.9)
	Opp	---	12	18	221	59	2418	0	43.7	35	324	9.2	24	645	26.8	1	52-44	16	10	424 (35.3)
1981	UTEP	1-10-0	11	11	80	87	3593	0	41.2	18	104	5.7	37	741	20.1	0	14-13	11	7	146 (13.3)
	Opp	---	11	19	207	56	2275	0	40.6	33	219	6.6	24	624	26.0	0	60-55	15	6	441 (40.1)

YEAR-BY-YEAR TEAM STATS

Year	Team	Record	INTERCEPTIONS			PUNTS		PUNT RETURNS			KICKOFF RETURNS			SCORING						
			G	No	Yards	No	Yds	BK	Avg	No	Yds	Avg	No	Yds	Avg	TD	PAT-M	FGA	FGM	Points
1984	UTEP	2-9-0	11	15	88	61	2303	1	37.8	26	150	5.8	43	798	18.6	0	15-13	14	11	180 (16.4)
	Opp	---	11	16	203	43	1825	0	42.4	26	226	8.7	23	485	21.1	0	47-46	11	8	374 (34.0)
1985	UTEP	1-10-0	11	9	148	61	2568	0	42.1	14	68	4.8	46	946	20.1	2	14-14	16	12	196 (17.8)
	Opp	---	11	13	101	40	1602	0	40.0	38	476	12.5	18	345	19.1	0	46-44	25	18	375 (34.1)
1986	UTEP	4-8-0	12	16	158	62	2309	0	37.2	25	206	8.2	57	1013	17.8	0	36-33	16	10	315 (26.3)
	Opp	---	12	21	261	56	2079	2	37.1	28	222	7.9	30	624	20.8	0	42-38	25	17	388 (32.3)
1987	UTEP	7-4-0	11	12	117	62	2343	1	37.8	30	169	5.6	45	846	18.8	0	37-35	13	10	303 (27.5)
	Opp	---	11	24	161	66	2520	2	38.2	28	134	4.8	31	681	22.0	1	24-23	15	11	240 (21.8)
1988	UTEP	10-3-0	13	22	352	58	2432	0	41.9	37	283	7.7	35	672	19.2	0	48-48	27	25	427 (35.6)
	Opp	---	13	11	212	63	2547	4	40.4	25	117	4.7	47	872	18.6	0	25-24	20	11	255 (21.3)
1989	UTEP	2-10-0	12	19	232	78	3138	0	40.2	20	150	7.5	54	968	17.9	0	23-21	16	9	240 (20.0)
	Opp	---	12	23	186	48	2012	0	41.9	38	365	9.6	35	646	18.5	0	46-44	23	18	412 (34.3)
1990	UTEP	3-8-0	11	13	223	72	2790	1	38.8	31	212	6.8	50	979	19.6	2	19-16	16	11	191 (17.4)
	Opp	---	11	11	59	62	2421	0	39.0	30	241	8.0	32	597	18.7	0	41-40	22	16	342 (31.1)
1991	UTEP	4-7-1	11	13	166	67	2720	2	40.6	29	298	10.3	35	572	16.3	0	23-22	25	14	254 (23.1)
	Opp	---	11	8	23	65	2496	2	38.4	37	372	10.1	36	786	21.8	0	26-25	16	8	231 (21.0)
1992	UTEP	1-10-0	11	9	106	57	2482	0	43.5	13	72	5.5	45	922	20.5	0	26-26	9	8	254 (23.1)
	Opp	---	11	10	52	40	1619	3	40.5	33	465	14.1	35	736	21.0	0	45-44	19	14	386 (35.1)
1993	UTEP	1-11-0	12	13	85	65	2350	3	36.2	17	59	3.5	59	1171	19.8	2	24-22	13	11	223 (18.6)
	Opp	---	12	14	280	41	1692	0	41.3	26	182	7.0	29	751	25.9	0	56-55	15	12	449 (37.4)
1994	UTEP	3-7-1	11	11	76	66	2629	0	39.8	19	107	5.6	46	935	20.3	1	21-19	18	10	217 (19.7)
	Opp	---	11	12	97	43	1638	1	39.2	36	276	7.7	26	567	21.8	0	39-36	23	17	359 (32.6)
1995	UTEP	2-10-0	12	8	51	68	2689	2	39.5	21	132	6.3	56	1157	20.7	1	29-29	11	6	263 (21.9)
	Opp	---	12	17	245	45	1656	2	36.8	41	429	10.5	31	892	28.8	2	58-58	15	10	486 (40.5)
1996	UTEP	2-9-0	11	8	201	73	2808	2	38.5	19	120	6.3	30	819	27.3	1	19-18	14	9	183 (16.6)
	Opp	---	11	13	264	54	2168	0	40.1	39	370	9.5	31	779	25.1	2	34-33	26	19	314 (28.5)
1997	UTEP	4-7-0	11	10	170	65	2494	2	38.4	27	241	8.9	33	622	18.8	0	19-18	19	8	162 (14.7)
	Opp	---	11	15	171	51	2114	0	41.5	37	441	11.9	28	605	21.6	0	38-36	17	9	311 (28.3)
1998	UTEP	3-8-0	11	11	169	61	2357	1	38.6	23	214	9.3	42	787	18.7	0	21-19	20	15	226 (20.5)
	Opp	---	11	10	5	48	2063	1	43.0	28	348	12.4	31	601	19.4	0	27-27	30	20	303 (27.5)
1999	UTEP	5-7-0	12	15	196	66	2508	3	38.0	20	89	4.4	48	821	17.1	0	33-31	15	11	306 (25.5)
	Opp	---	12	17	291	56	2341	0	41.8	35	445	12.7	35	924	26.4	1	48-43	18	10	389 (32.4)
2000	UTEP	8-4-0	12	14	164	58	2295	1	39.6	32	196	6.1	37	578	15.6	0	43-40	18	13	355 (32.3)
	Opp	---	12	7	78	59	2403	1	40.7	32	313	9.8	43	750	17.4	0	36-34	12	8	298 (27.1)
2001	UTEP	2-9-0	11	12	108	68	2349	0	34.5	27	296	11.0	58	1303	22.5	2	28-27	10	6	235 (21.4)
	Opp	---	11	16	254	54	2001	1	37.1	31	274	8.8	38	778	20.5	0	47-44	15	12	414 (37.6)
2002	UTEP	2-10-0	12	10	109	75	2903	3	38.7	30	259	8.6	64	1265	19.8	0	28-28	12	8	220 (18.3)
	Opp	---	12	21	461	55	2157	1	39.2	33	422	12.8	38	956	25.2	1	68-64	18	9	511 (42.6)
2003	UTEP	2-11-0	13	11	190	73	3112	3	42.6	36	282	7.8	53	1220	23.0	0	37-36	18	8	288 (22.2)
	Opp	---	13	24	395	66	2574	3	39.0	36	386	10.7	40	882	22.0	0	62-59	30	19	498 (38.3)
2004	UTEP	8-4-0	12	18	295	64	2732	2	42.7	28	374	13.4	33	681	20.6	1	54-52	20	15	429 (35.8)
	Opp	---	12	18	235	74	2952	1	39.9	36	262	7.3	53	1076	20.3	1	36-33	20	12	301 (25.1)
2005	UTEP	8-4-0	12	14	285	45	1739	0	38.6	31	337	10.9	43	815	19.0	0	42-42	23	18	382 (31.8)
	Opp	---	12	20	202	68	2796	2	41.1	13	54	4.2	52	1034	19.9	0	36-36	18	15	311 (25.9)
2006	UTEP	5-7-0	12	15	112	51	1813	1	35.5	13	281	20.0	45	835	18.6	1	37-34	20	16	328 (27.3)
	Opp	---	12	17	124	43	1765	1	41.0	21	73	3.5	49	1107	22.6	0	43-41	23	16	375 (31.2)
2007	UTEP	4-8-0	12	18	422	58	2358	1	40.7	22	299	13.6	65	1327	20.4	0	46-44	20	17	403 (33.6)
	Opp	---	12	9	132	43	1828	0	42.5	26	205	7.9	49	1073	21.9	0	53-49	23	16	445 (37.1)
2008	UTEP	5-7-0	12	14	110	54	2218	3	41.1	13	88	6.8	67	1365	20.4	0	46-45	27	20	395 (32.9)
	Opp	---	12	9	87	38	1500	1	39.5	19	195	10.3	41	1102	26.9	2	57-54	17	10	444 (37.0)
2009	UTEP	4-8-0	12	11	198	52	2240	0	43.1	13	110	8.5	61	1304	21.4	0	41-39	18	13	358 (29.8)
	Opp	---	12	13	212	47	1967	0	41.9	16	213	13.3	58	1299	22.4	2	50-49	19	11	402 (33.5)
2010	UTEP	6-7-0	13	11	203	51	2300	0	45.1	25	321	12.8	60	1538	25.6	2	42-42	21	12	338 (26.0)
	Opp	---	13	14	141	54	2218	1	41.1	18	254	14.1	54	1217	22.5	1	45-43	17	12	357 (27.5)
2011	UTEP	5-7-0	12	12	169	48	2214	0	46.1	22	220	10.0	49	1291	26.3	0	39-35	24	14	319 (26.6)
	Opp	---	12	17	138	53	2123	2	40.1	22	150	6.8	41	964	23.5	1	45-45	17	11	364 (30.3)
2012	UTEP	3-9-0	12	7	20	66	2814	0	42.6	19	191	10.1	46	1096	23.8	2	28-26	18	10	254 (21.2)
	Opp	---	12	13	237	56	2280	2	40.7	21	65	3.1	23	472	20.5	1	44-43	21	12	357 (29.8)
2013	UTEP	2-10-0	12	3	0	67	2589	2	38.6	16	87	5.4	46	1130	24.6	2	32-32	15	7	261 (21.8)
	Opp	---	12	10	123	48	2005	0	41.8	22	104	4.7	30	659	22.0	0	59-59	13	11	472 (39.3)
2014	UTEP	7-6-0	13	11	138	71	2909	3	41.0	28	142	5.1	42	926	22.0	2	44-43	16	13	346 (26.6)
	Opp	---	13	6	110	62	2589	1	41.8	36	374	10.4	19	332	17.5	0	48-47	15	8	365 (28.1)
2015	UTEP	5-7-0	12	5	116	69	3003	0	43.5	18	149	8.3	41	809	19.7	0	26-23	19	15	248 (20.7)
	Opp	---	12	10	204	56														



INSIDE UTEP

UNIVERSITY OF TEXAS AT EL PASO



The University of Texas at El Paso has redefined public higher education not only in Texas, but also across the nation. As the University begins its second century of service to the people of the Paso del Norte region, it reaffirms its commitment to a mission of access and excellence.

Consistent with the University's mission, UTEP has kept tuition and fees affordable without sacrificing the quality of education and service provided to students. With a total research portfolio of more than \$315 million in competitive grant funding, UTEP is a Hispanic-serving institution conducting vital research and implementing high-impact practices for students in and out of the classroom, including first-year research opportunities, relevant employment and practical experience, while maintaining an out-of-pocket cost among the lowest of any national research university in the country.

Since opening its doors as the State School of Mines and Metallurgy in 1914, the University's enrollment has grown from 27 mining students to nearly 24,000 undergraduate and graduate students. UTEP's geographic location along the U.S.-Mexico border has enabled generations of students to pursue their goals through higher education in one of the largest binational communities in the world, making UTEP a national research university serving a 21st century student demographic.



PRESIDENT - DR. DIANA NATALICIO



Diana Natalicio was named president of UTEP in 1988. During her long and distinguished career with the University, Dr. Natalicio has also served as vice president for academic affairs, dean of liberal arts, chair of the modern languages department and professor of linguistics. Her sustained commitment to provide all residents of the Paso del Norte region access to outstanding higher education opportunities has helped make UTEP a national success story.

During Dr. Natalicio's tenure as president, UTEP's enrollment has grown from 15,000 to nearly 24,000 students, who reflect the demographics of the Paso del Norte region from which 90% of them come. More than 80% are Mexican American, and another 5% commute to the campus from Ciudad Juárez, Mexico. Since 1988, UTEP's annual budget has increased from \$65 million to nearly \$471 million. UTEP is designated as a research/doctoral university, recognized nationally for both the excellence and breadth of its academic and research programs. UTEP's annual research expenditures have grown from \$6 million to over \$90 million per year, and doctoral programs from one to 22 during this same period. To accommodate steady growth in enrollment, academic programs and research, the University has recently completed nearly \$300 million in new and renovated facilities expansion in science, engineering, health sciences, and other student quality-of-life related infrastructure.

Dr. Natalicio has served on numerous boards including The Holdsworth Center, Hispanic Scholarship Fund (HSF), ACT, the Rockefeller Foundation, Trinity Industries, Sandia Corporation, U.S.-Mexico Foundation for Science (FUMEC), American Council on Education, National Action Council for Minorities in Engineering (NACME), Association of Public and Land-grant Universities (APLU), and Internet 2. She was appointed

by President George H.W. Bush to membership on the Advisory Commission on Educational Excellence for Hispanic Americans and by President Bill Clinton to the National Science Board, where she served two six-year terms, including three two-year terms as NSB vice-chair.

In 2017, Dr. Natalicio was named one of Fortune magazine's Top 50 World Leaders. She was honored with the Hispanic Heritage Award in Science, Technology, Engineering, and Math, and she was included on the 2016 TIME 100 list of most influential people in the world. In 2015, The Carnegie Corporation of New York honored Dr. Natalicio with its prestigious Academic Leadership Award in recognition of her exceptional achievements during the transformation of UTEP into a national public research university. In 2011, the President of Mexico presented her the Orden Mexicana del Aguila Azteca, the highest recognition bestowed on foreign nationals. She also received the TIAA-CREF Theodore M. Hesburgh Award for Leadership Excellence and the Harold W. McGraw, Jr. Prize in Education, was inducted into the Texas Women's Hall of Fame, honored with the Distinguished Alumnus Award at The University of Texas at Austin, and awarded honorary doctoral degrees by Victoria University (Melbourne, Australia), Georgetown University, Smith College, the Universidad Autónoma de Nuevo Leon, Northeastern University and St. Louis University.

A graduate of St. Louis University, Dr. Natalicio earned a master's degree in Portuguese and a doctorate in linguistics from The University of Texas at Austin.



TATHLETIC DIRECTOR - **BOB STULL**



Bob Stull's initial strategic plan resulted in unprecedented growth and achievement for UTEP Athletics. His latest strategic plan -- which is currently being implemented -- is designed to take the Miners to even greater levels of excellence.

UTEP's football coach from 1986-88, Stull took over as the school's Director of Athletics in 1998. His return has produced a myriad of accomplishments, most notably:

- The football team making five bowl appearances
- The men's basketball program reaching the NCAA Tournament in 2004, 2005 and 2010, and the NIT on four occasions
- The women's basketball team making NCAA Tournament appearances in 2008 and 2012, and reaching the WNIT championship game in 2014 while playing before the first sellout crowds (12,222) in the history of the program
- The women's soccer team earning its first-ever NCAA Tournament bid in 2005 and scoring a first round upset of Texas in Austin
- The cross country and track and field squads capturing 17 conference titles
- The rifle program finishing fifth in the country in 2012 led by national coach of the year George Brenzovich
- Women's golf winning the first conference title in school history and making its initial NCAA Tournament appearance in 2011
- Men's golf capturing its first conference championship in 32 years in 2017

Team success, however, doesn't even begin to tell the story of the impact Stull has made at UTEP. Student-athlete graduation rates have soared since his arrival. Existing facilities have been renovated, and sparkling new buildings -- once a pipe dream -- have taken shape.

Stull spearheaded UTEP's transition from the Western Athletic Conference -- the Miners' home for over 30 years -- into Conference USA.

Stull's greatest achievement off the playing field has been widespread enhancements to UTEP's athletic facilities. The 65,000-square foot Larry K. Durham Sports Center opened in 2002 and features a 10,000-square foot strength and conditioning center; a sports medicine center; a student-athlete lounge and computer center; a football locker room; football coaches' offices; football positional meeting rooms; and a "Hall of Champions" which is utilized for numerous athletic department functions.

In 2005 construction was completed on the state-of-the-art Helen of Troy Softball Complex. Not only does the breathtaking facility serve as a home to UTEP's newest athletic team, but it also houses coaches' offices and locker rooms for softball and soccer.

The latest addition to UTEP's athletic department kingdom is the Foster Stevens Basketball Center, which opened in the spring of 2009. The 43,000-square foot facility features two practice courts, strength and conditioning center, sports medicine center, academic/film room, coaches' offices, locker rooms, equipment room and lounges for the UTEP men's and women's basketball programs.

Renovations have also been performed on all existing facilities.

Stull pledged to renew El Pasoans' interest in Miner athletics when he returned to the city. His plan to increase attendance at football games included adjusting ticket prices and introducing Miner Town to attract more families to the Sun Bowl. Miner Town was created to enrich the pre-game activity surrounding each football game, with food, games, rides and other entertainment for the entire family.

UTEP set school records for football total home attendance (287,394) and average (47,899) during the 2005 season. The men's basketball team has played before 25 sellout crowds since 2004.

Under Stull's leadership, a new family of logos was introduced. The new logos were designed to produce consistent brand identity and increase product sales. Fans universally accepted the change, resulting in a 400 percent increase in sales the first year alone.

Stull has made the personal development of student-athletes a top priority as well, with academic progress rates and community service hours spiking since his arrival.

Stull rejoined the UTEP family after a 10-year absence. He came to El Paso from the University of Washington, where he served as associate athletic director for development for two seasons. While at Washington Stull coordinated the development and fund-raising areas for the UW Athletic Department.

TATHLETIC DIRECTOR - BOB STULL

Prior to joining the staff at Washington, Stull spent two years as president and CEO of the Boys and Girls Clubs of King County, Wash. The organization consisted of 11 clubs in the Seattle area serving over 20,000 children, with 300 full and part-time employees.

What Stull is best known for is his coaching exploits on the gridiron, especially as a head coach at Massachusetts, UTEP and Missouri.

At Massachusetts Stull went 3-8 in his first year, then improved to 7-4 in 1985, with the nation's second-ranked scoring defense (11.5 points per game).

Stull arrived in El Paso in 1986 and immediately produced dividends. From 1971 to 1985 UTEP football teams went through six head coaches and posted just 26 wins. In just three years with the Miners, Stull's charges won 21 games and saw postseason action for the first time since 1967.

The team was 1-10 the year prior to Stull's arrival, but he was able to forge a 4-8 record in 1986, including conference wins over Colorado State and Utah to end the season.

The next year Stull did what was once thought to be impossible -- post a winning season. The 1987 Miners finished 7-4. That season UTEP enjoyed the nation's largest average attendance boost (15,265) to what was then a school-record average of 42,805 fans.

A bowl berth came in 1988, when Stull guided the Miners to a 10-2 regular-season record and a second place finish in the Western Athletic Conference -- both school records. UTEP played in the Independence Bowl that year.

Stull took over Missouri's football program in December, 1988. His straight-forward, collegiate demeanor resulted in a warm reception at Columbia. Attendance at Faurot Field climbed by an average of 3,000 per game, which was Missouri's first attendance increase in 10 years.

Stull was selected to coach in the 1990 Hula Bowl All-Star Game in Honolulu, Hawaii. He also was selected National Coach of the Week following the Tigers' 30-9 upset of 15th-ranked Arizona State. Probably the most-publicized game of Stull's career was the historic "fifth-down" contest against eventual national champion Colorado.

Stull began his career as the defensive coordinator at Dubuque High School in Dubuque, Iowa. He later started his collegiate coaching career as a graduate assistant at Kansas State, his alma mater.

After Kansas State Stull moved on to Kent State, where he was the offensive line coach and recruiting coordinator from 1971-74.

Next came his long-running association with Washington, as Stull became the Huskies' wide receivers coach under head coach Don James in 1975. After four years of tutoring the wideouts, Stull served as the offensive coordinator and offensive line coach from 1979-84. He was a part of six bowl teams and three Pac-10 championship squads at Washington. The Huskies participated in the Rose Bowl three times (1978, 1980, 1981), and beat Texas, 14-7, in the 1979 Sun Bowl in El Paso.

A native of Davenport, Iowa, Stull holds bachelor's and master's degrees from Kansas State, where he was a three-year letterman and captained the Wildcats in 1967.

Stull and his wife, Kim, have two children -- daughter Shannon, a University of Texas graduate, and son Kevin, who graduated from Arizona State. Stull is a member of the National Association of College Directors of Athletics.



SUN BOWL STADIUM



There was something special about the Sun Bowl Stadium when it opened on Sept. 21, 1963. On the first play from scrimmage at the then-30,000-seat stadium, Miner running back Larry Durham bolted 54 yards for a touchdown against North Texas State University. The Miners went on to score a 34-7 victory over the Eagles.


The facility was originally designed to hold 30,000 spectators. The second deck on the press box was completed in 1969, and in 1982 extra seating was added. The present seating capacity is 51,500.

The stadium is not only home to the UTEP football team, but also houses the Sun Bowl game every December.


Recent additions to the stadium have included a state-of-the-art video board and scoreboards and a FieldTurf Classic HD CoolPlay playing surface.

Over seven million fans have passed through the Sun Bowl turnstiles, and the Miners set a school record for attendance in 2005 at 47,899 fans per game.

UTEP has played 307 games in the Sun Bowl, and enjoyed undefeated home records in 1988 (6-0) and 2000 (5-0). The Sun Bowl was recently selected as the "Best Stadium in Conference USA" by The Sporting News magazine.



MINER ATHLETIC ACADEMIC CENTER



The Miner Athlete Academic Center (MAAC) was created to provide academic support services to all UTEP student-athletes and is conveniently located in the center of campus. The MAAC is dedicated to promoting the individual and educational goals of each UTEP student-athlete and ensuring compliance with UTEP, Conference USA and NCAA academic eligibility standards. Recognizing that one of student-athletes' greatest challenges is maintaining the balance between academics and athletics, each sport is assigned an athletic academic advisor whose primary responsibilities are to serve as an advisor and mentor for student-athletes; to assist with educational goal setting, degree plans, and course selection; to track academic progress and to calculate and certify NCAA academic eligibility. The MAAC offers a Three-Part Academic Support Program designed to assist student-athletes in developing time management and study skills. The program includes mentoring, one-on-one tutoring, and large areas devoted to focused study time.

In April 2007, UTEP finished a complete renovation to expand the MAAC facility from 2,000 to 6,900 square feet. The new facility includes a computer lab with 50 computers and four laser printers, nine rooms for individual tutoring appointments, a large quiet area for study hall and classrooms for group tutoring sessions, individual team study blocks, and academic and life skills workshops.

The MAAC is open to all student-athletes Monday through Thursday, 7:30 a.m.-9 p.m.; Friday, 7:30 a.m.-5 p.m.; and Sunday, 2-7 p.m.



ATHLETIC TRAINING



The University of Texas at El Paso Athletic Training Department is committed to delivering the highest quality health care to all of its student-athletes. The certified athletic training staff serves as care givers for student athletes as well as clinical educators, supervisors, and mentors for athletic training students pursuing state licensure in athletic training. The staff maintains current knowledge and skill through participation in regular in-services and attendance at educational conferences annually.

The primary goal of the athletic training staff at The University of Texas at El Paso is to protect and return the injured student athlete to sport participation as quickly and safely as possible. The athletic trainer possesses knowledge in injury prevention, injury recognition, evaluation, and assessment; immediate care; and the treatment, rehabilitation, and reconditioning of athletic injuries. Our main objective is to first help prevent athletic injuries from occurring. Recognizing that some injuries are inevitable, our staff is available to render first aid, provide follow-up treatment and rehabilitation, and counsel student-athletes and their parents on available treatment options. The University of Texas at El Paso strives to deliver current, scientifically sound care to each and every athlete regardless of his or her sport or personal team standing.

The staff of certified athletic trainers, graduate assistant athletic trainers, and student athletic trainers provide medical coverage for the 16 intercollegiate athletic programs at UTEP.

The department of Intercollegiate Athletics at UTEP has five Certified Athletic Trainers, five Graduate Assistant Athletic Trainers, and approximately 15 Student Athletic Trainers that comprise the athletic training staff as well as numerous physicians.

Upon completion of their course work at UTEP, they will receive a bachelor degree and be eligible to take the Texas State Licensure exam. During their education at UTEP the student athletic trainer will attain competencies through a specialized hands-on, practical experience.

The student athletic trainer works directly with the certified and graduate assistant athletic trainers and team physicians in the areas of injury prevention, treatment, and rehabilitation. In addition to the athletic training room and field exposure student athletic trainers have the opportunity to observe surgical procedures performed on the athletes. This hands-on, practical experience not only complements the educational experience but also provides excellent field based learning opportunities for each student.

ATHLETIC WEIGHT ROOM

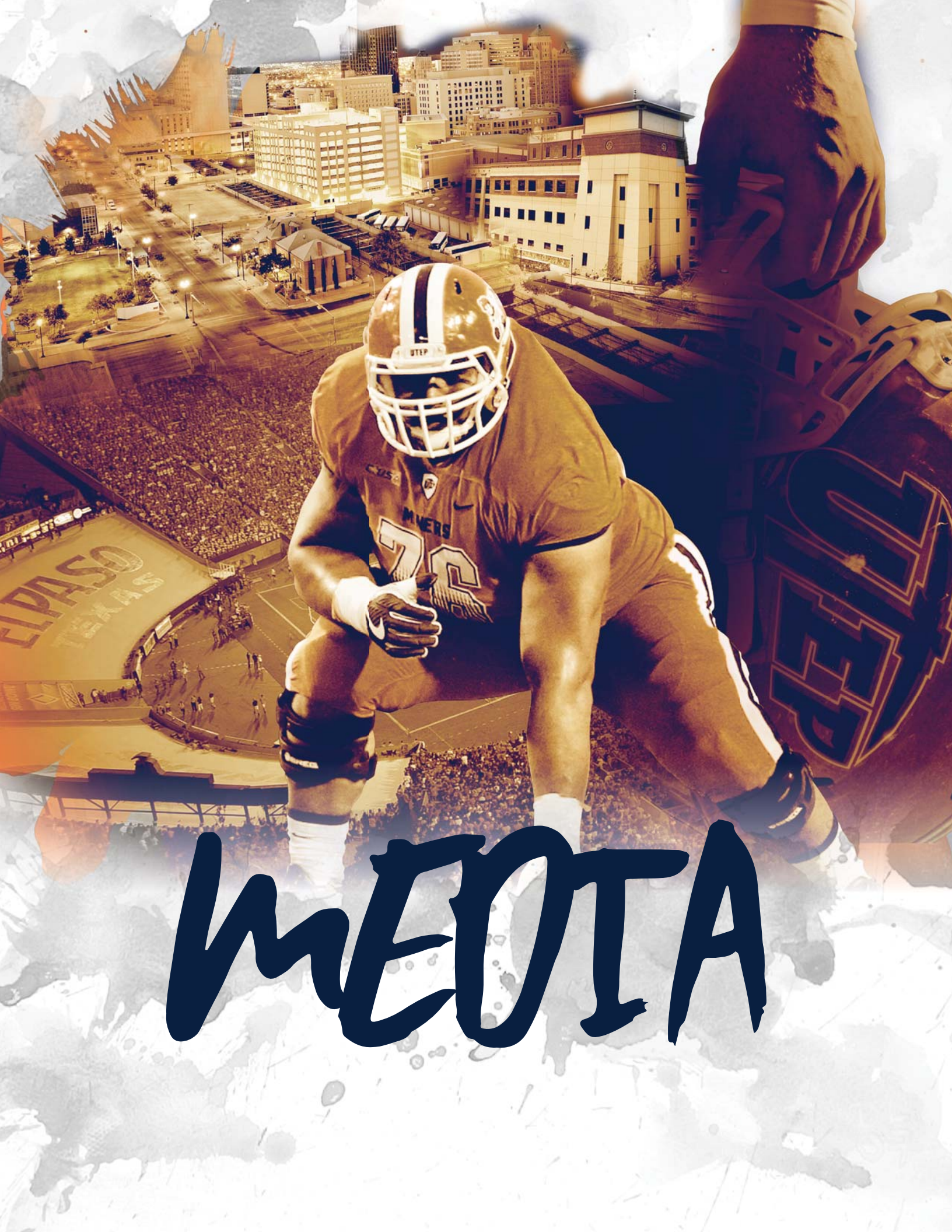


The UTEP Speed, Strength, and Conditioning program has taken on a whole new look since the opening of the Vandenburg Strength and Conditioning Center in 2002. This glass-walled structure is located atop the Larry K. Durham Center and the view is incredible, overlooking the Sun Bowl to the east, and the Franklin Mountains to the west.

Student-athletes have access to over 10,000 square feet of training space. The weight room contains a full range of state-of-the-art equipment such as Power Lift multi-racks, Hammer Strength plate-loaded machines, and a variety of other conditioning apparatus that make the facility a premier setting for intense training. Because of its size and amenities UTEP's strength and conditioning center rivals any in Division I athletics.

- 18 Power Lift multi-rack power stations
- Eleiko Olympic and York power bars at every rack
- Plate-loaded dumbbells at every rack
- Samson step-up boxes at every rack
- Uesaka and UCS plyo boxes
- Dyna-max and D-Ball medicine balls from 6 to 80 lbs
- Dumbbells ranging from 5 to 200 lbs
- EliteFTS decline benches
- Chains and Jump Stretch Bands
- An Austin Leg Drive
- A variety of strongman equipment including Prowlers, yokes, logs, & farmer's walk handles
- A variety of Hammer Strength, Samson, and Body Master equipment
- An array of cardio equipment
- A nutritional center





MEDIA

MEDIA INFORMATION

MEDIA CONTACTS



DENISE MATA
Director of Media Relations
Football Primary Contact
Office: (915) 747-6653
Cell: (915) 820-2458

Email: mdmata@utep.edu



JEFF DARBY
Senior Associate A.D.
Office: (915) 747-6652
Cell: (915) 204-0642
Email: jdarby@utep.edu



DREW BONNEY
Assistant Director
Office: (915) 747-7447
Cell: (915) 309-4478
Email: arbonney@utep.edu

Please direct any UTEP Football interview, information or photo requests to Denise Mata (915-747-6653; mdmata@utep.edu). The UTEP Athletic Media Relations Office is located in Brumbelow Building Room 126 at 201 Glory Road, next to the Don Haskins Center.

CREDENTIALS

Requests for working press credentials at UTEP home football games should be made in writing on company letterhead to Jeff Darby. The mailing address is Brumbelow Building Room 126, 201 Glory Road, El Paso, Texas 79902. Requests may be sent by fax (915-747-5444) or e-mail (jdarby@utep.edu), but all requests should be received at least one week prior to the game.

Due to the demand for credentials, media agencies which cover UTEP and the visiting school on a regular basis will receive top priority. Other credentials will be issued according to availability of space. Credentials will be mailed if possible. Otherwise, they can be picked up in the UTEP athletic media relations office or, on gameday, will be available from the parking attendant at the press box lot of the Sun Bowl. Will call opens two hours prior to kickoff.

PRESS BOX SERVICES

Wireless internet access is available in the Sun Bowl press box. Programs, flip cards, statistics and notes for both teams will be provided prior to each game. Last-minute lineup changes, weather conditions and other information will be relayed through the internal public address system. Play-by-play and statistics are distributed at the conclusion of each quarter. Complete team and individual statistics, a scoring summary and post-game notes and quotes are available after each game. A meal is served in the press box one hour prior to kickoff. Soft drinks and coffee are served throughout the duration of the game.

SIDELINE POLICY

All photographers and cameramen are granted access to the sidelines with the appropriate credentials. Sideline access generally is limited to newspapers or publications staffing the two teams, national publications, wire services, and local and national television outlets.

Sideline photographers must follow NCAA guidelines, which prohibit access to the bench areas and the stands.

GAMEDAY PARKING

Press parking at the Sun Bowl is available on a limited basis. Requests for parking passes should be made at least a week in advance of the game to Jeff Darby.

POSTGAME INTERVIEWS

Following a brief cooling-off period, UTEP coach Sean Kugler and selected players will be available for interviews in the Durham Center in room 117.

Denise Mata will escort members of the media from the press box to the field with three minutes remaining in the fourth quarter.

@UTEPFB

For visiting team player and coaches' interviews, please consult the visiting team's sports information director.

PHONES

The press row phone number is (915) 747-5154. If a media member needs a personal phone in the press box, he or she should contact AT&T at (800) 499-7928 to make arrangements. When ordering lines, please contact Jeff Darby at (915) 747-6652 to ensure proper placement along press row.

RADIO

One ISDN, one analog line, an Ethernet circuit and two dry pair to the visiting locker room are provided for visiting radio. Broadcast coordinators should contact Jon Teicher, UTEP Assistant Athletics Director for Broadcasting, at teicher@utep.edu or (915) 747-6869 to make arrangements to use these lines.

PRACTICE COVERAGE/INTERVIEWS

Members of the media are permitted to attend practices but are only allowed to shoot B-roll from 7:45 a.m.- 8:00 a.m. (MT). Please contact Denise Mata in the UTEP athletic media relations office in advance for the status of practice and for clearance into practice. Media members (including photographers) are required to observe practice from the side of the field opposite to the team. Coach and player interviews are permitted after practice on Tuesday, Wednesday and Thursday of game week. Player interviews are not permitted on Friday of game week, although coach Kugler is available on that day.

The best time to reach coach Sean Kugler for phone interviews is Tuesday mornings.

All interviews with UTEP players and coaches should be arranged through media relations director Denise Mata. Media members are asked not to call players at home, unless previously arranged by the media relations office.

MEDIA LUNCHEONS

UTEP head coach Sean Kugler will hold a weekly press luncheon every Monday during the season (starting Aug. 28) at 11:30 a.m. in the Hall of Champions, located on the second floor of the Larry K. Durham Sports Center (adjacent to the Sun Bowl). Lunch will be served at 11:30 a.m., and coach Kugler will address the media beginning at noon.

KUGLER'S RADIO SHOW

Coach Sean Kugler's radio show will take place on Wednesdays throughout the season, with one exception. Join Coach Kugler, host Jon Teicher, the voice of the Miners, and Miner players, coaches and staff for the shows at Border City Ale House, 1506 N. Lee Trevino on the east side and at Pershing Inn, 2909 Pershing Dr. in Central El Paso. All shows will begin at 7 p.m. Dates of Border City Ale House shows are August 23, September 6, September 20, October 4, October 25, November 8 and November 21 (Tuesday). Dates of Pershing Inn shows are August 30, September 13, September 27, October 11, November 1, November 15 and November 29 (this show subject to change due to a possible bowl game). All shows can be heard on UTEP's flagship station, The Fox, 92.3 FM in El Paso and anywhere on a mobile device at tunein.com.

C-USA TELECONFERENCE

A teleconference featuring the head coaches in the C-USA Championship game will be held on Tuesday, November 28. Media representatives wishing to participate on the teleconference should contact the conference office to obtain the access phone number the week of the game.

UTEP ON THE WEB

The official UTEP athletic department website is located at www.utepathletics.com and features up-to-date game notes and statistics as well as press releases, player and coach biographies and photos. The Conference USA website is located at www.conferenceusa.com.

UTEP ON THE RADIO



KOFX 92.3 FM (ENGLISH)

Once again in 2016, all UTEP football games -- home and away -- can be heard in El Paso and throughout the Southwest on The Fox, KOFX 92.3 FM.

Those outside of the El Paso area can enjoy an audio stream of all games, an accompanying video stream of all home games, plus a video stream of all Conference USA road games via subscription on the official UTEP Athletics website, www.utepathletics.com.

The veteran tandem of Jon Teicher and Bernie Ricono team for a 26th season calling the action.

Teicher is in his 37th season as the "Voice of the Miners." A native of Detroit, Mich. and a UCLA graduate, Teicher serves as UTEP's Assistant Athletics Director for Broadcasting. He first arrived in El Paso to call play-by-play for the Diablos minor league baseball team from 1980-84 and again from 1988-92. Teicher has also broadcast professional baseball in Portland, Ore. and in Wichita, Kan. Additionally he spent a season as the voice of New Mexico State, five years as the host of the popular local afternoon show "Sportstalk" and three years as a sports anchor for KDBC-4.

During the season, Teicher also hosts the Sean Kugler and Tim Floyd radio shows. In the spring and summer months, he is involved in sales and promotions with IMG College. Teicher was inducted into the El Paso Athletic Hall of Fame in the spring of 2001.

A former collegiate coach, Ricono spent four seasons as the Miners' defensive coordinator in the mid-to-late '70s. He also coached at Eastern Illinois (with former Washington Redskins Head Coach Mike Shanahan) and at the University of Wisconsin-Whitewater.

Since leaving the coaching profession, Ricono spent time as the General Manager of the Southwestern International Livestock Show and Rodeo and as the Director of Sponsorships for the El Paso Diablos.

Talented long-time El Paso television and radio personality Jeff Limberg begins his 10th season reporting from the UTEP sideline on game day. A Wisconsin native, Limberg anchored sports for KTSM and KVIA TV, served as News Director at KTSM and spent time as the host of "Sportstalk" prior to his induction into the El Paso Athletic Hall of Fame in 2004.

UTEP Football coverage on The FOX starts one hour prior to kickoff with the Countdown to Kickoff Show. The postgame Locker Room Report follows the play-by-play coverage.



ESPN DEPORTES 1650 AM (SPANISH)

ESPN Deportes 1650 AM continues to serve as the Spanish Language home for all UTEP Football broadcasts. Omar Ropele handles the play-by-play responsibilities and Eduardo Rubio provides the color commentary.

Ropele was UTEP's original Spanish radio announcer from 2003-12. He was a sports anchor for KXTX Telemundo in Dallas for one year before returning to his hometown of El Paso. Ropele spent four years with XHJUB-TV, working as a news editor, news writer, news reporter and sports reporter. Later he served as sports director for Univision affiliate KINT-TV Channel 26.

Since 2012 he left broadcast to become the Communications director for UMC Foundation.

Rubio was born in El Paso and raised in Juarez, Mexico before returning to the Sun City to attend Franklin High School and ultimately UTEP. He is completing his degree in Communications with a minor in Spanish. He has been involved with the UTEP Spanish radio broadcasts for several years, beginning as a spotter and working his way up to field reporter and analyst. He has worked as a linguist for the last five years. His wife Cristina Nicole Rubio is a UTEP alum.



sports · entertainment · media

IMG College is the leading multimedia, marketing and licensing/brand management company in America representing more than 200 of the nation's top collegiate properties including the NCAA and its 89 championships, NCAA Football, leading conferences, and many of the most prestigious colleges and universities in the country.

Headquartered in Winston Salem, N.C., IMG College employs 700 people in nearly 100 offices throughout the United States and is the leader in connecting brands to 173 million college sports fans through partnership opportunities in multimedia rights, licensing, events and hospitality, marketing, stadium and arena development, stadium seating solutions, ticketing, sales, and consulting.

IMG College produces nearly 30,000 hours of radio programming on the largest sports network in the country, manages nearly 5,000 hours of local television programming, is the leading publisher of college sports publications and is the largest manager of university athletic websites.

IMG College is a division of IMG Worldwide, a global sports, fashion and media business. For more information, please visit www.imgcollege.com.

MEDIA OUTLETS



NEWSPAPERS

EL PASO TIMES

(915) 546-6161
Fax (915) 546-6343
300 North Campbell
El Paso, TX 79901
Football Beat Writer: Bret Bloomquist
(bbloomquist@elpasotimes.com)

THE PROSPECTOR

(915) 747-5161
Fax (915) 747-8031
105 Union East
University of Texas-El Paso
El Paso, TX 79968-0622
Sports Editor: Jason Green
(greenevansj@gmail.com)

ASSOCIATED PRESS

(915) 532-1939
Fax (915) 313-3958
300 North Campbell
El Paso, TX 79901

TELEVISION

KDBC (CBS)

(915) 532-5421
Fax (915) 496-4590
801 North Oregon
El Paso, TX 79902
Sports Director: Lou Romano
(lou.romano@cbs4local.com)
Sports Anchor: Eric O'Brien
(eric.obrien@cbs4local.com)

KFOX-TV (FOX)

(915) 834-2145
Fax (915) 833-8717
6004 North Mesa
El Paso, TX 79912

KTSM (NBC)

(915) 532-5421 ext. 294
Fax (915) 544-0536
801 North Oregon
El Paso, TX 79902
Sports Director: Beau Bagley
(bbagley@elpasoproud.com)
Sports Anchor: Andy Morgan
(amorgan@elpasoproud.com)

KVIA (ABC)

(915) 496-1761
Fax (915) 532-0505
4140 Rio Bravo
El Paso, TX 79902
Sports Director: Trevor Thompson
(lou.romano@cbs4local.com)

TIME WARNER CABLE

(915) 772-1123
7010 Airport Road
El Paso, TX 79906

RADIO

KROD 600 AM

(915) 351-4592
Fax (915) 532-0123
4180 North Mesa
El Paso, TX 79902
Program Director: Steve Kaplowitz
(skaplowitz@krod.com)

KOFX 92.3 FM

(English Flagship)
(915) 581-1126
Fax (915) 585-4613
5426 North Mesa
El Paso, TX 79912
General Manager: Diana DeLara Zamudio
Program Director: Sarge Preston

ESPN Deportes 1650 AM

(Spanish Flagship)
(915) 581-1126
Fax (915) 585-4613
5426 North Mesa
El Paso, TX 79912

OTHERS

JON TEICHER

(football and men's basketball play-by-play)
(915) 747-6869
Brumbelow Building, Room 115
201 Glory Road
El Paso, TX 79968
teicher@utep.edu

RAY SANCHEZ

(915) 584-0626
4501 Skylark
El Paso, TX 79922
rayf358@yahoo.com

SPANISH NEWSPAPERS

EL NORTE

(915) 821-6524 or (915) 329-6857
Ave. Valle de Juarez #6689
Cd. Juarez, Chih. 6070
Sports Contact: Javier Sanchez
(jsanch70@epcc.edu)

EL DIARIO

(915) 838-1600 ext. 1077
Fax (915) 772-1299
425 North Kansas
El Paso, Texas 79901
Sports Contact: Luis Eduardo Moran
(emoran@redaccion.diario.com.mx)

SPANISH TELEVISION

KINT

(915) 581-1126
Fax (915) 585-4642
5426 North Mesa
El Paso, TX 79912
Sports Anchor: Cesar Contreras
(ccontreras@entravision.com)

TELEMUNDO

(915) 591-9595
10033 Carnegie Avenue
El Paso, Texas 79925
Sports Contact: Antonio Favela
(afavela@zgsgroup.com)





WE ARE

WINNERS