

Southern Miss

2017 Football Almanac



Conference USA Champions ■ 1996, 1997, 1999, 2003, 2011



2017 Southern Miss Golden Eagles Quick Facts

Table of Contents

1.....	Quick Facts
2-3.....	Media Information
3.....	Credits
3.....	Contact Information
4.....	Media Outlets
5.....	Southern Miss IMG Sports Network
5.....	Radio Affiliates
6-7.....	2017 Numerical/Alphabetical Rosters
8.....	Post-spring Two-Deep
9.....	Head Coach Jay Hopson
10-15.....	Assistant Coaches
16-17.....	Support Staff
18-37.....	Golden Eagle Returning Players
37-39.....	Golden Eagle Newcomers
40-51.....	2016 Final Statistics
52-58.....	2016 Game Recaps
59.....	Conference USA
60.....	2016 Conference USA Final Standings
60.....	2016 Conference USA Composite Schedule
61-62.....	Conference USA Bowl Overview
63.....	The Last Time
64-65.....	Individual Records
66-67.....	Team Records
68-70.....	100-Yard Rushing Games
70.....	Career 100-Yard Rushing Games
70.....	Double & Triple 100-Yard Rushing Games
71-72.....	Top Passing Games
72.....	Top Total Offensive Games
73.....	Top Receiving Games
74-77.....	Player Superlatives
78-82.....	Seasonal Leaders
83-84.....	M.M. Roberts Stadium Records
85.....	Opponents Records
86-88.....	Series Records
89-103.....	All-Time Results
104-105.....	All-Time Rankings
106.....	Golden Eagle All-Americans
107-109.....	All-Time Honors
110.....	Southern Miss Legends Club
111-112.....	M-Club Hall of Fame
113.....	Postseason Games
114-119.....	All-Time Letterwinners
120.....	Year-by-Year Results
121.....	All-Time Coaches Record
122-133.....	Bowl History
134.....	Bowl Records
135.....	Players in the Draft
136-139.....	Players in the Pros
140-141.....	2017 Opponents
142-143.....	Records against 2017 Opponents
144.....	2016 Opponent Composite Schedule

General

School:	University of Southern Mississippi
Preferred:	Southern Miss
City:	Hattiesburg, Miss.
Founded:	1910
Enrollment:	14,554
Nickname:	Golden Eagles
Colors:	Black and Gold
Stadium (Capacity):	Carlisle-Faulkner Field at M.M. Roberts Stadium (36,000)
Surface:	Matrix
Affiliation:	NCAA Division I
Conference:	Conference USA
President:	Dr. Rodney Bennett
Alma Mater:	Middle Tennessee, 1990
Director of Athletics:	Jon Gilbert
Alma Mater:	Lenoir-Rhyne, 1991
Senior Woman Administrator:	Sonya Varnell
Alma Mater:	Ole Miss, 1989
Faculty Athletic Representative:	Dr. Dennis Phillips
Alma Mater:	PhD., Springfield College, 1990
Athletics Department Phone:	(601) 266-5017

History

First Season of Competition:	1912
All-Time Record:	580-415-27 (100 years)
All-Time Bowl/Playoff Record:	11-13 (24 years)
Last Postseason Appearance:	2016
Bowl:	R+L Carriers New Orleans Bowl
Result:	W, 28-21 vs. Louisiana-Lafayette

Team Information

Overall Record:	7-6
Home:	4-2
Away:	2-4
Neutral:	1-0
Conference USA Record:	4-4
Home:	3-1
Away:	1-3
Conference USA Finish:	3rd (West)
Final Ranking (Poll):	N/A
Basic Offense:	Spread
Basic Defense:	4-3
Letterwinners Returning/Lost:	40/20
Offense:	15/9
Defense:	23/9
Specialty:	2/2
Starters Returning/Lost:	13/12
Offense:	6/5
Defense:	5/6
Specialty:	2/1
Newcomers:	20

Coaching Staff

Head Coach:	Jay Hopson
Alma Mater:	Ole Miss, 1992
Record at School (yrs.):	7-6 (Second season)
Career record (yrs.):	39-23 (Sixth season)
Football Office Phone:	(601) 266-4567

Best Time/Day to Reach:	Through SID
Assistant Head Coach/Safeties:	Tim Billings
Alma Mater:	Southeastern Oklahoma State, 1980
Offensive Coordinator/Quarterbacks:	Shannon Dawson
Alma Mater:	Wingate, 2001
Defensive Coordinator/Inside Linebackers:	Tony Pecoraro
Alma Mater:	Florida State, 2003
Inside Wide Receivers:	Scotty Walden
Alma Mater:	Sul Ross State, 2012
Cornerbacks:	Dan Disch
Alma Mater:	Florida State, 1981
Tight Ends:	Desmond Lindsey
Alma Mater:	West Alabama, 2004
Offensive Line:	Erik Losey
Alma Mater:	WKU, 2016
Defensive Line:	Derek Nicholson
Alma Mater:	Florida State, 2008
Running Backs:	Lytrel Pollard
Alma Mater:	Southern Miss, 1998
Director of Player Personnel/FB Ops:	Wes Turner
Alma Mater:	Georgia Southern, 2006

Support Staff

Director Strength & Conditioning:	Sajason Finley
Alma Mater:	Tuskegee, 2007
Assistant AD for Athletic Training:	Todd McCall
Alma Mater:	Alabama, 1996
Assistant AD for Equipment Operations:	Patrick Stewart
Alma Mater:	Cincinnati, 1996
Assistant Video Director/FB Video Coordinator:	Chase Bitowf
Alma Mater:	West Alabama, 2011
Executive Assistant to Head Coach:	Paul Gonnella
Alma Mater:	Salem State, 1999

Communications

Assistant AD for Communications (Primary):	Jack Duggan
Office:	(601) 266-5947
Cell:	(601) 596-5637
E-mail:	jack.duggan@usm.edu
Phone:	(601) 266-4503
Fax:	(601) 266-4507
Mailing Address:	118 College Ave. #5161 Hattiesburg, MS 39406-0001
Overnight Address:	2609 West 4th St. Hattiesburg, MS 39401

Social Media

Official Website:	www.SouthernMiss.com
Facebook:	Southern Miss Athletics
Instagram:	Southern Miss Athletics
Pintrest:	USM Golden Eagles
YouTube:	Southern Miss Sports
Twitter (General Athletics):	@USMGoldenEagles
Twitter (Football):	@SouthernMissFB



Media Information

Media Credentials

All credential requests for Southern Miss home games should be directed to **Jack Duggan, Assistant Director of Athletics/Communications**, IN WRITING, at least seven days prior to the game. Credentials will be screened and issued on a priority basis, with national publications, daily newspapers, wire services, originating radio and television networks, television tape crews and student newspapers from Southern Miss and the visiting school receiving top priority. Requests from weekly newspapers and radio stations that cover Southern Miss or the visiting team on a regular basis also will be honored on a space-available basis.

Credentials for Internet sites will be granted to the official Southern Miss Athletics site, the visiting team's official site and the Conference USA's official site, as well as internet companies that run sports-related content websites only if the company in question meets both of the following criteria. The website in question must be directly affiliated with a traditional news service, agency or company and employ a full-time staff. Also, the individuals representing the website in question must be a legitimate sports/news reporter and must provide written authorization from their respective editor to illustrate that they are directly affiliated with a traditional news service, agency or company. A letter from anyone other than an editor will not be accepted. The Athletic Communications Office has the final authority on whether any individuals from any organization will be issued media credentials. Space also will be made available to professional scouts when available. We do not provide complimentary tickets to the media.

All credentials not mailed or picked up at the Athletic Communications Office prior to game day may be picked up at the press WILL CALL ticket window, located on the southwest side of Roberts Stadium.

Spouses, dates, equipment carriers and non-workers are restricted from the press box, sidelines and the locker rooms. Any abuse of a credential to a Southern Miss athletic event will result in the media agency losing credential privileges for the remainder of the season.

Sideline/Photo Deck

Southern Miss follows guidelines established by the NCAA Public Relations Committee, the American Football Coaches Association, and the National Photographers Association. Photographers are not permitted to shoot between the 25-yard lines and must wear credential and vest at all times. Vest requests should accompany normal credentials requests and will be issued on the same priority as working credentials.

Credentials will not be issued to freelance photographers unless they are employed by a reputable publication or by the sports information office. Photo vests also will not be mailed and must be picked up in the north end of the press box beginning two hours prior to kickoff. The sideline pass/vest combination also can be used for access to the photo deck located immediately in front of (and access gained through) the press box. Be prepared to show identification when picking up credentials.

Sidelines will be monitored, and only working media personnel will be permitted on the sideline.

Press Parking

Parking is limited and passes will be issued on the same priority basis as the working media credentials. Requests for parking credentials should be submitted to **Jack Duggan, Assistant Director of Athletics/Communications**.

Road Game Credentials

Media members covering Southern Miss may make road-game credential requests either through the home school or the Southern Miss Athletic Communications Office, unless otherwise noted.

The Ace Cleveland Press Box

Southern Miss' Ace Cleveland Press Box is located between the lower and upper decks on the west side of Roberts Stadium and is reached via the Gate 2 ramp or the elevator to the fifth floor through Gate 4. The main working area seats approximately 60, and booths are available for home and visiting radio and home and visiting coaches.

Services

The Southern Miss Athletic Communications Office will provide game programs, flip cards, notes and complete statistics prior to the game. Play-by-play will be available at the end of each quarter and stat summaries at halftime and the end of the game. Complete play-by-play, team and individual stats and coaches' quote booklets will be available as soon as possible, following the end of the game.

Postgame stats, notes and pertinent information will be faxed upon request. A pregame meal is served, starting approximately 1 1/2 hours prior to kickoff and a dessert is served at halftime.

Internet

Wireless internet is also available without cost for working media in the Ace Cleveland Press Box. Please check with a member of the Southern Miss Athletic Communications staff for a code to get access.

**Southern Miss
Athletic Media Relations
Department**



Jack Duggan
Assistant Director of
Athletics/
Communications



David Cohen
Director of
Communications



Josie Copley
Graduate Assistant



Sterling Randle
Graduate Assistant



Ashleigh Young
Graduate Assistant

Interview Policies

Media representatives desiring access to players, coaches and facilities must obtain the consent of the Athletic Communications Office. A general idea of what interviews are about may be requested; however, players and coaches will determine if they will do interviews or answer questions, not Athletic Communications personnel.

The locker room is closed to the media at all times (preseason practice, game week, postgame and spring football). Nearby meeting rooms, lobbies and hallways are utilized for interviews. A member of the Athletic Communications Office will be on hand to help arrange interviews before meetings and following all practices. Members of the media should submit their interview requests to



Media Information

Athletic Communications personnel prior to the end of practice.

Player – Please contact the Athletic Communications Office at least one day in advance of any requested player interview. Players will return calls at a mutually acceptable time. Player interviews are permitted through Wednesday of each game week. Home numbers will not be given out. **Do not attempt to interview any player on the phone, through social media outlets or in person without setting up the interview with the Athletic Communications Office. There will be no exceptions.**

Coaches – With the start of fall practice, and throughout the season, please arrange all interviews with coaches through the Athletic Communications Office. Coach Jay Hopson is normally available in the morning, Monday through Wednesday, for telephone interviews arranged in advance through the Athletic Communications Office.

Practices

Media representatives are invited to attend practices at any time (unless prior notice of a closed practice is given). When the season starts, however, cameras will not be allowed once the teamwork part of practice begins.

Postgame

After home games and following his closed meeting with the players, Coach Hopson will move to a designated location for his postgame interview session. Media members will be polled in the press box late in the game, and a limited number of players selected by the media will be brought into the same location as Coach Hopson and will be available to the media following his interview session.

The same format will be used for postgame interviews following road games, with the coach moving to whatever location is designated for visiting coaches. The Sports Information Director of the visiting school will establish admittance policies to the visiting locker room at Carlisle-Faulkner Field at Roberts Stadium. Jack Duggan, Assistant Director of Athletics/Communications, will be available to assist in all interview requests.

Ticket Information

Tickets to all 12 Southern Miss football games may be purchased through the Southern Miss Athletic Ticket Office. There are a variety of ticket purchase plans for both Eagle Club members and the general public. For more information regarding tickets to Southern Miss football, contact the ticket office at (601) 266-5418.

SouthernMiss.com

Notes, releases, statistics and other pertinent information are available on Southern Miss' official Web site, SouthernMiss.com. The official statistics will be available on the same day of games. Notes on the upcoming game will be updated by the end of Monday of game week. Media can also access collegepressbox.com for coaches and player head shots as well as other information regarding Golden Eagle and Conference USA football. Please contact Southern Miss Athletic Communications personnel to receive the password to gain entrance to the site.

Weekly News Conference

On Mondays prior to each football game, Coach Jay Hopson, as well as the offensive and defensive coordinator will be available to meet the media at the football meeting rooms located in the Duff Athletic Center at Roberts Stadium. Coach Hopson will begin the interview session at 11:45 a.m., followed by the two coordinators at noon and a couple selected players. Players selected for a weekly press conference will not be eligible to be interviewed following practice during the week.

Athletic Communications Office

The Athletic Communications Office is located on the 2nd floor of the Duff Athletic Center, which is located at the north end of Carlisle-Faulkner Field at Roberts Stadium. The Athletic Communications suite is in rooms 227-237.

Contact Information

Mailing Information:
Athletic Media Relations
The University of Southern Mississippi
Intercollegiate Athletics
118 College Drive, #5161
Hattiesburg, MS 39406-0001
Phone: (601) 266-4503
Fax: (601) 266-4507

Overnight Shipping Information:

Athletic Media Relations
The University of Southern Mississippi
Intercollegiate Athletics
2609 W. 4th Street
Hattiesburg, MS 39401-5876

Website:

www.SouthernMiss.com

Twitter Handles:

@USMGoldenEagles
@SouthernMissFB
@CoachHopson

Dates to Remember

July 19-20

Conference USA
Football Kick-off
(Dallas, Texas)

July 24

All players report
to camp

July 26

First day of practice

August 12

Southern Miss
Football Media Day

August 12

Meet the Eagles/
Hattiesburg Fanfare

August 16

Classes Begin

September 2

Season Opener
vs. Kentucky
3 p.m., CT

Conference USA

Media Relations Office

Russ Anderson

Assistant Commissioner/Football Contact
rdanderson@c-usa.org

C-USA Mailing Information:

Conference USA

5201 North O'Connor – Suite 300

Irving, Texas 75039

Phone: (214) 774-1300

Fax: (214) 496-0055

C-USA Web Site:

www.ConferenceUSA.com

C-USA Twitter Handles:

@Conference_USA | @CUSAFB

Credits

Editors: Jack Duggan

Assistant Editors: David Cohen,
Sterling Randle, Josie Copley,
Ashleigh Young

Photography: Southern Miss Photo Services,
Southern Miss Archives, The Hattiesburg
American, The Clarion Ledger,
Steve Coleman, Bert King, Patrick Lowery,
Austin Sylvest

Layout/Design: Jamie Barker,
Proventions Group, www.proventionsgroup.com

The University of Southern Mississippi is an EEO/AA/Title VI/Title IX/Section 504/ADA/ADEA institution in the provision of its education and employment programs and services. Inquiries regarding compliance of these areas should be directed to Rebecca Woodrick, 310 McLemore Hall - Southern Miss Main Campus at (601) 266-6618.

The 2017 Southern Miss Football Media Almanac has been published by The University of Southern Mississippi Department of Intercollegiate Athletics, writing and design coordination by the Office of Athletic Media Relations.



Robert H. “Ace” Cleveland Press Box



The press box at M. M. Roberts Stadium is named after former University of Southern Mississippi Sports Information Director Robert H. “Ace” Cleveland. Cleveland joined the University staff in September 1955 and retired in 1986. He passed away on April 17, 1995, at the age of 68.

The Hattiesburg native and Southern Miss graduate began his career at the University as Assistant Director of Public Relations and Sports Information. He was appointed Director two years later and worked in that capacity until Public Relations and Sports Information were split in 1970. He then began concentrating solely on athletics.

During his career, Ace witnessed 325 consecutive Golden Eagle

football games, the third-longest streak at that time among sports information directors in the country. His support of the Golden Eagles continued until his death.

Prior to joining the University staff, he was a news reporter/sports editor for the *Hattiesburg American* for just over eight years and a sportswriter for the *Jackson Daily News* for one year.

Ace, and his wife, Carrie, who passed away in July 1996, had two sons, both sportswriters. Rick is the former *director of the Mississippi Sports Hall of Fame*, and Bobby covers outdoor sports for various outlets.

In 1980, Ace was inducted into the Mississippi Sportswriters (MSWA) Hall of Fame as one of five charter members. He was inducted into The University of Southern Mississippi Sports Hall of Fame in 1985 and into the Mississippi Sports Hall of Fame in 1998.

Southern Miss Media Outlets

Wire Services

	Contact	Phone	Website
Associated Press (Jackson)	David Brandt	601-948-5897	ap.org

State Newspapers

	Contacts	Phone	Website
Hattiesburg American	Nathan Edwards (President) Jason Munz (BW)	601-582-4321	hattiesburgamerican.com
Sun Herald	Patrick Ochs (SE) Patrick Magee	228-896-2100	sunherald.com
Clarion Ledger	Hugh Kellenberger (SE)	601-961-7000	clarionledger.com
Brookhaven Daily Leader	Dylan Rubino (SE)	601-833-6961	dailyleader.com
McComb Enterprise-Journal	Jordan Arceneaux	601-684-2421	enterprise-journal.com
Meridian Star	Drew Kerekes (SE)	601-693-1551	meridianstar.com
Mississippi Press	—	228-934-1426	gulflive.com
Natchez Democrat	Reed DeSalvo (SE)	601-445-3633	natchezdemocrat.com
NE Mississippi Daily Journal	John Pitts	662-842-2611	djournal.com
Picayune Item	Taylor Welsh	601-798-4766	picayuneitem.com
Vicksburg Post	Ernest Bowker	601-636-4545	vicksburgpost.com
Columbian Progress	Joshua Campbell	601-736-2611	columbianprogress.com
The Student Printz	TBA	601-266-4267	studentprintz.com

Television

	Contacts	Phone	Website
WDAM-TV (NBC/ABC – Hattiesburg)	Taylor Curet/Jonathan Marshall	601-450-8343	wdam.com
WHLT-TV (CBS – Hattiesburg)	Jordan Crump	601-545-2077	whlt.com
WHPM-TV (FOX – Hattiesburg)	Derek Pierce	601-602-3174	whpmtv.com
WLOX-TV (ABC – Biloxi)	A.J. Giardina	228-896-1313	wlox.com
WXXV-TV (NBS/FOX – Gulfport)	Jeff Haeger	228-832-2525	wxxv25.com
WAPT-TV (ABC – Jackson)	Josh Jackson	601-922-1652	wapt.com
WJTV-TV (CBS – Jackson)	T.J. Werre	601-372-6311	wjtv.com
WLBT-TV (ABC – Jackson)	Chris Hudgison	601-960-3333	wlbt.com
WTOK-TV (ABC – Meridian)	Chris Turner	601-693-1441	wtok.com

Radio

	Contacts	Phone	Website
Southern Miss IMG College Network	John Cox	601-266-5017	southernmiss.com
WXRR-FM (104.5 – Laurel/Hattiesburg)	Tom Colt	601-544-0095	rock104fm.com
WKZW-FM (94.3 – Laurel/Hattiesburg)		601-583-9494	kz94.com
WXHB-FM (96.5 – Hattiesburg)		601-268-2965	wxhbfm.com
SuperTalk Mississippi (97.3 – Hattiesburg)	Bob Ghetti	601-264-5185	supertalk.fm
WUSM-FM (88.5 – Hattiesburg)		601-266-4287	wusm.edu



Southern Miss IMG Sports Network



2017 Southern Miss IMG Sports Network radio crew includes the Voice of the Golden Eagles John Cox, analyst Lee Roberts, statistician/spotter Joe Bryant and sideline reporter Dr. Bo Morgan.

Veteran sportscaster John Cox, Director of Sports Broadcasting, is in his 40th season at Southern Miss and will handle the play-by-play duties for Golden Eagle football again this year.

Among his many duties at Southern Miss, the six-time Mississippi Sportscaster of the Year also handles the play-by-play broadcasts of Golden Eagle football, men's basketball and baseball. He hosts the Southern Miss Sports Today TV shows with football coach Jay Hopson and basketball coach Doc Sadler, pregame radio as well as weekly radio shows.

Lee Roberts, a former Golden Eagle quarterback, is in his third year as the color analyst. Roberts was a four-year letterman for the Golden Eagles from 1995-98, who led the team to the 1996 and 1997 C-USA championships. He stills ranks No. 3 in career touchdown passes, fourth in completion percentage and third in passing efficiency.

Also assisting the broadcast team will be Dr. Chester 'Bo' Morgan and former Golden Eagle Joe Bryant. Morgan, a 1974 graduate of Southern Miss, will assist with locker room and sideline interviews while Bryant will serve as the booth spotter and statistician.

Morgan serves as a professor of history and also serves as the University Historian. He recently wrote the centennial history of Southern Miss in a book entitled: "Treasured Past, Golden Future: The Centennial History of the University of Southern Mississippi".

Bryant was a member on the Golden Eagle squad from 1971- 75 and former president of the M-Club Alumni Association. He is a local Shelter Insurance agent and has long served residents of the Hub City.

IMG

IMG College of Winston-Salem, N.C., the national leader in collegiate sports marketing, has served as the exclusive rights holder for Southern Miss Athletics since 2000 and will continue its partnership with Southern Miss at least through June of 2020.

The company maintains an office at the Athletic Center and works

closely with the Southern Miss athletics staff to develop, produce, and sell all sponsorship and promotional activities surrounding Golden Eagle Athletics.

Broadcasts of Southern Miss athletics can be heard throughout the state of Mississippi and into parts of Louisiana, Alabama, Arkansas and the Florida panhandle.

Partnered with Blakeney Communications, WXRR-FM "Rock 104" (104.5) in Hattiesburg-Laurel, boasting a powerful 100,000 watt signal, will again serve as the flagship station for the network broadcasting football.

In addition to producing the Southern Miss radio network, IMG College markets the official Internet site (SouthernMiss.com), the weekly coaches' radio show, coaches' television shows (Southern Miss Sports Today), venue signage,

video board advertising, venue promotional opportunities, game programs and corporate hospitality.

IMG College is the rights holder for more than 200 of the nation's top collegiate properties including the NCAA and its 89 championships, NCAA Football, leading conferences and many of the most prestigious colleges and universities in the country including several other schools within Conference USA.

Southern Miss Sports Today with Jay Hopson

Southern Miss Sports Today with Jay Hopson will air on commercial television stations as well as at SouthernMiss.com weekly throughout the season. The 30-minute program, hosted by the "Voice of the Golden Eagles" John Cox and Coach Hopson, takes viewers inside Southern Miss football with interviews, game highlights and interesting features.

Golden Eagle Hotline with Jay Hopson

The Golden Eagle Hotline with Jay Hopson can be heard throughout Mississippi and in several adjacent states each Monday night from 6-7 p.m., live on the Southern Miss IMG College Network. Golden Eagle Hotline begins Mon., Aug. 28, and continues for 13 consecutive weeks.

Flagship Station

Market	Station	Frequency	Power (Watts)
Hattiesburg	WXRR-FM	104.5	100,000

Affiliates

City	Station	Frequency
Biloxi, MS	WBUV-FM	104.9
Columbia, MS	WFFF-FM	96.7
Greenville, MS	WDTL-FM	97.9
Greenwood, MS	WBZL-FM	103.3
Jackson, MS	WJDX-FM / AM	105.1 / 620
Lucedale, MS	WRBE-FM / AM	106.9 / 1440
McComb, MS	WAKH-FM	105.7
Meridian, MS	WMER-FM / AM	93.1 / 1390
Vicksburg, MS	KLSM-FM	104.5



2017 Southern Miss Rosters

No.	Name	Pos.	Ht.	Wt.	Cl.	Exp.	Hometown/Prev. School
1	Xavier Marion	DB	6-1	209	RJr.	2L	Ridgeland, Miss./Ridgeland HS
2	Trae Collins	DB	5-10	180	RSr.	3L	Columbus, Miss./New Hope HS
2	Keon Howard	QB	6-0	226	So.	1L	Laurel, Miss./Laurel HS
3	Jaylond Adams	WR	5-10	180	Fr.	HS	Adamsville, Ala./Minor HS
3	Cornell Armstrong	DB	6-0	185	Sr.	3L	Bassfield, Miss./Bassfield HS
5	Walden Davis	DB	6-0	201	RJr.	2L	Decatur, Ga./Peachtree Ridge HS
6	Kelsey Douglas	DB	5-11	190	RSr.	3L	Missouri City, Texas/Hightower HS
7	Jomez Applewhite	DB	6-1	181	RSr.	3L	Bassfield, Miss./Bassfield HS
7	Kwadra Griggs	QB	6-4	216	RJr.	RS	Greenwood, Miss./Itawamba CC
8	JonTe Demby	DB	5-9	155	RFr.	HS	Port Gibson, Miss./Port Gibson HS
8	Tez Parks	RB	6-1	208	RJr.	2L	LaGrange, Ga./Callaway HS
9	Draper Riley	DL	6-4	304	RSr.	3L	Harvey, La./West Jefferson HS
9	Marcelo Rodriguez	QB	6-2	201	Fr.	HS	Miami, Fla./Columbus HS
11	Julian Allen	TE	6-4	230	RSr.	1L	Sewell, N.J./Lackawanna College
12	Steven Anderson	QB	6-2	242	Fr.	HS	Live Oak, Fla./Suwannee HS
13	Willie Green	QB	6-1	215	Fr.	HS	Columbia, S.C./Palmetto Prep
13	Picasso Nelson Jr.	DB	5-10	193	Sr.	3L	Mendenhall, Miss./Oak Grove HS
14	Demetrius Market	DB	5-8	171	So.	1L	Batesville, Miss./South Panola HS
14	Tyler Russell	QB	6-1	189	RFr.	RS	Niceville, Fla./Niceville HS
15	Allenzae Staggers	WR	6-1	190	Sr.	1L	Woodville, Miss./East Mississippi CC
16	Quez Watkins	WR	6-0	177	RFr.	RS	Athens, Ala./Athens HS
17	Delmond Landry	DL	6-4	305	Jr.	TR	Donaldsonville, La./SW Mississippi CC
17	Darius Maberry	RB	5-9	191	Fr.	HS	Bolton, Miss./Clinton HS
18	Tarvarius Moore	DB	6-2	193	Sr.	1L	Quitman, Miss./Pearl River CC
18	Korey Robertson	WR	6-2	215	RJr.	2L	Greenwood, Miss./Greenwood HS
19	Curtis Mikell	DB	5-9	170	Sr.	3L	Bassfield, Miss./Bassfield HS
20	Kris Reed	DB	5-10	173	Fr.	HS	Tallahassee, Fla./Chiles HS
21	Rachuan Mitchell	DB	5-11	190	RFr.	RS	Jacksonville, Fla./University Christian School
21	Parker Shaunfield	PK	6-0	170	RJr.	2L	Aledo, Texas/Aledo HS
22	Jay/Shawn Washington	TE	6-1	247	RJr.	2L	Marrero, La./John Ehret HS
22	Darian Yancey	OLB	6-3	247	RJr.	2L	Auburn, Ala./Auburn HS
23	Colin Kilcrease	RB	6-0	205	RJr.	2L	Whitesboro, Texas/Whitesboro HS
23	Taran Lambert	DB	6-0	177	Fr.	HS	Burlington, Wash./Memphis
24	Darius Kennedy	DB	6-2	213	Jr.	TR	Moss Point, Miss./Miss. Gulf Coast CC
24	George Payne	RB	6-1	205	RSr.	3L	Mobile, Ala./St. Luke's Episcopal HS
25	Justin Abston	DB	5-11	183	RSr.	4L	Mobile, Ala./Davidson HS
25	Ito Smith	RB	5-9	193	Sr.	3L	Mobile, Ala./McGill-Toolen Catholic HS
26	Jeremy Sangster	LB	6-0	231	RJr.	2L	Louisville, Miss./Louisville HS
27	Kevin Williams Jr.	DB	6-0	191	RSr.	3L	Frisco, Texas/Wakeland HS
28	T'Rod Daniels	RB	5-9	175	Jr.	TR	Bassfield, Miss./Miss. Gulf Coast CC
28	Tyler Flathau	PK	6-0	198	Jr.	TR	Hattiesburg, Miss./Sacred Heart School
29	Ernest Gunn	DB	6-1	188	RSr.	1L	Selma, Ala./Selma HS
30	Raymond Smith, Jr.	RB	5-8	178	RSr.	SQ	Pensacola, Fla./Peru State
30	Paxton Schrimsher	LB	6-3	231	RSr.	1L	Athens, Ala./Athens HS
31	Andre Hale II	RB	5-10	194	RFr.	RS	Orlando, Fla./Lake Nona HS
32	Xavier Thigpen	DL	6-7	232	RSr.	3L	Hebron, Miss./West Jones HS
33	T.J. McGinnis	WR	6-2	202	RFr.	RS	Sandhill, Miss./Pisgah HS
34	Evan Osborne	OLB	6-5	206	RSr.	3L	Pearl, Miss./Pearl HS
36	D'Saveon Patrick	LB	6-2	216	RSr.	SQ	Forest, Miss./Scott Central HS
37	Sherrrod Ruff	LB	5-10	216	Sr.	2L	Cordele, Ga./Coffeyville CC
39	WyDale Flott	DB	5-11	176	Fr.	HS	Saraland, Ala./Saraland HS
40	Briggs Bourgeois	PK	6-1	177	Fr.	HS	St. Amant, La./St. Amant HS
41	Racheem Boothe	LB	6-0	230	RFr.	RS	Bassfield, Miss./Bassfield HS
42	Seth Holloway	LB	5-11	228	Fr.	HS	Hattiesburg, Miss./Presbyterian Christian
43	LaDarius Harris	DL	6-2	259	Jr.	2L	Pinson, Ala./Clay-Chalkville HS
45	Derrick Dixon	DL	6-3	262	RSr.	1L	Lancaster, Pa./Lackawanna College
46	Tyler Barnes	DB	5-10	184	Fr.	HS	D'Iberville, Miss./D'Iberville HS
47	Santrell Latham	LB	6-2	220	Fr.	HS	Meridian, Miss./Meridian HS
49	Allen Fails, Jr.	OLB	6-2	216	Sr.	SQ	Hattiesburg, Miss./East Central CC
50	Woodlyson Alcious	OL	6-4	313	Fr.	HS	Miami, Fla./N. Miami Beach HS
51	Cody Block	DS	6-0	206	RSr.	2L	Glendale, Ariz./Glendale CC
52	Tyler Stutzman	OL	6-6	275	RSr.	SQ	Smithdale, Miss./SW Mississippi CC
53	Trey Lingold	LB	5-9	215	RFr.	RS	Florence, Miss./Florence HS

2017 Southern Miss Alphabetical Roster

No.	Name	Pos.
25	Justin Abston	DB
3	Jaylond Adams	WR
50	Woodlyson Alcious	OL
11	Julian Allen	TE
12	Steven Anderson	QB
7	Jomez Applewhite	DB
3	Cornell Armstrong	DB
46	Tyler Barnes	DB
58	Grey Best	OL
51	Cody Block	DS
41	Racheem Boothe	LB
40	Briggs Bourgeois	PK
98	Brock Byrd	WR
75	Travion Clayton	OL
95	Andrew Cole	DL
2	Trae Collins	DB
90	Rod Crayton	DL
28	T'Rod Daniels	RB
	LaMarque Davis	DB
5	Walden Davis	DB
8	JonTe Demby	DB
45	Derrick Dixon	DL
79	Drake Dorbeck	OL
6	Kelsey Douglas	DB
93	Zac Everett	P
49	Allen Fails, Jr.	OLB
78	Devin Farrow	OL
28	Tyler Flathau	PK
63	Arvin Fletcher	OL
39	WyDale Flott	DB
86	Bubba Fludd	ATH
68	Bryce Foxworth	OL
71	Paul Gainer	OL
7	Kwadra Griggs	QB
13	Willie Green	QB
91	Gavin Greene	OLB
13	Willie Green	QB
29	Ernest Gunn	DB
31	Andre Hale II	RB
	Carter Hankins	QB
74	Jerry Harris	OL
43	LaDarius Harris	DL
96	Parker Holland	K
42	Seth Holloway	LB
2	Keon Howard	QB
88	Isaiah Jones	WR
	Jacob Jones	OL
87	Tim Jones	WR
59	Austin Keel	DS
24	Darius Kennedy	DB
23	Colin Kilcrease	RB
	Brian King	WR
23	Taran Lambert	DB
17	Delmond Landry	DL



2017 Southern Miss Rosters

No.	Name	Pos.	Ht.	Wt.	Cl.	Exp.	Hometown/Prev. School
55	Demarrio Smith	DL	6-2	265	So.	SQ	Canton, Miss./Canton HS
56	Zach Portlock	LB	6-1	211	Fr.	HS	Mobile, Ala./Davidson HS
57	Cedrick Snow	LB	6-0	219	Jr.	TR	Decatur, Miss./East Central CC
58	Grey Best	OL	6-2	280	RFr.	RS	Hoover, Ala./Spain Park HS
59	Austin Keel	DS	5-9	199	RJr.	SQ	Gulfport, Miss./D'Iberville HS
60	Hayden McMahan	OL	6-5	269	RJr.	SQ	Wilmer, Ala./Faith Academy
61	Jacob Tran	LS	5-11	251	Sr.	SQ	Hattiesburg, Miss./Pearl River CC
62	Collin Mills	LS	6-0	244	RJr.	SQ	Citra, Fla./UCF
63	Arvin Fletcher	OL	6-3	310	RFr.	RS	Madison, Miss./Germantown HS
66	Wyatt Richthofen	OL	6-4	296	RFr.	RS	New Iberia, La./Catholic HS
67	Hayden Sturdivant	OL/DL	6-4	287	Fr.	HS	Salisbury, Conn./Salisbury HS
68	Bryce Foxworth	OL	6-3	316	Fr.	HS	Pinellas Park, Fla./Boca Ciega HS
70	Jimmie Terry	OL	6-3	372	Jr.	TR	Madison, Miss./Tyler JC
71	Paul Gainer	OL	6-3	280	Fr.	HS	Gautier, Miss./Gautier HS
74	Jerry Harris	OL	6-3	291	RSr.	3L	Hueytown, Ala./Hueytown HS
75	Travion Clayton	OL	6-2	335	Fr.	HS	Maccleddy, Fla./Baker County HS
76	Ty Pollard	OL	6-7	314	RSo.	1L	Hattiesburg, Miss./Oak Grove HS
78	Devin Farris	OL	6-4	308	RSr.	3L	Waynesboro, Miss./Wayne County HS
79	Drake Dorbeck	OL	6-6	293	RSo.	1L	Vicksburg, Miss./Saint Aloysius HS
80	Jordan Mitchell	WR	6-3	207	RSo.	1L	Hattiesburg, Miss./Oak Grove HS
81	Reid Rials	WR	6-1	193	RSo.	1L	Satsuma, Ala./Satsuma HS
82	Trevor Terry	WR	6-1	188	So.	TR	Long Beach, Miss./Jones County JC
83	Chase Whitehead	WR	5-9	175	RJr.	1L	Fort Walton Beach, Fla./USF
84	John Milam	K	6-0	175	Fr.	HS	Ridgeland, Miss./Ridgeland HS
85	Ben Olinger	WR	5-8	170	RSr.	SQ	Hoover, Ala./Jacksonville State
86	Bubba Fludd	ATH	5-8	162	Fr.	HS	Okeechobee, Fla./Okeechobee HS
87	Tim Jones	WR	6-1	192	Fr.	HS	Biloxi, Miss./Biloxi HS
88	Isaiah Jones	WR	6-4	202	Sr.	1L	Milton, Fla./East Mississippi CC
89	William Potosky III	TE	6-5	240	RSo.	SQ	Hudson, Fla./Bishop McLaughlin Catholic HS
89	Duncan Sparks	DE	6-3	243	Sr.	TR	Greensboro, N.C./Lafayette College
90	Rod Crayton	DL	6-0	284	RSr.	3L	Dadeville, Ala./Dadeville HS
91	Gavin Greene	OLB	6-1	247	RFr.	RS	Destin, Fla./Niceville HS
92	Tahj Sykes	DL	6-3	279	Fr.	HS	Columbus, Miss./Columbus HS
93	Zac Everett	P	6-1	186	RFr.	RS	Saraland, Ala./Saraland HS
94	Carter Sims	TE	6-4	247	So.	SQ	Oneonta, Ala./Oneonta HS
95	Andrew Cole	DL	6-4	318	Fr.	HS	Somerville, Tenn./Fayette Ware HS
96	Parker Holland	K	6-2	177	Fr.	HS	Gadsden, Ala./Gadsden City HS
98	Brock Byrd	WR	5-8	172	Fr.	HS	Long Beach, Miss./Long Beach HS
99	Jacques Turner	DL	6-2	243	RFr.	RS	D'Iberville, Miss./D'Iberville HS
	LaMarque Davis	DB	6-2	175	Fr.	HS	Arlington, Texas/Timberview HS
	Carter Hankins	QB	6-4	223	Sr.	TR	Purvis, Miss./Forrest County AHS
	Jacob Jones	OL	6-3	270	So.	TR	Summit, Miss./Copiah-Lincoln CC
	Brian King	WR	5-11	190	Jr.	TR	Crystal Springs, Miss./Central Hinds Academy
	Devin Thomas	LB	6-1	200	Fr.	HS	Norcross, Ga./Greater Atlanta Christian HS
	Cameron Williams	ATH	5-10	178	Fr.	HS	Prichard, Ala./Vigor HS

47	Santrell Latham	LB
53	Trey Lingold	LB
17	Darius Maberry	RB
1	Xavier Marion	DB
14	Demetrius Market	DB
33	T.J. McGinnis	WR
60	Hayden McMahan	OL
19	Curtis Mikell	DB
84	John Milam	K
62	Collin Mills	LS
80	Jordan Mitchell	WR
21	Rachuan Mitchell	DB
18	Tarvarius Moore	DB
13	Picasso Nelson Jr.	DB
85	Ben Olinger	WR
34	Evan Osborne	OLB
8	Tez Parks	RB
36	D'Saveon Patrick	LB
24	George Payne	RB
76	Ty Pollard	OL
56	Zach Portlock	LB
89	William Potosky III	TE
20	Kris Reed	DB
81	Reid Rials	WR
66	Wyatt Richthofen	OL
9	Draper Riley	DL
18	Korey Robertson	WR
9	Marcelo Rodriguez	QB
37	Sherrod Ruff	LB
14	Tyler Russell	QB
26	Jeremy Sangster	LB
30	Paxton Schrimsher	LB
21	Parker Shaunfield	PK
94	Carter Sims	TE
55	Demarrio Smith	DL
25	Ito Smith	RB
30	Raymond Smith, Jr.	RB
57	Cedrick Snow	LB
89	Duncan Sparks	DE
15	Allenzae Stagers	WR
67	Hayden Sturdivant	OL/DL
52	Tyler Stutzman	OL
92	Tahj Sykes	DL
70	Jimmie Terry	OL
82	Trevor Terry	WR
32	Xavier Thigpen	DL
	Devin Thomas	LB
61	Jacob Tran	LS
99	Jacques Turner	DL
22	Jay'Shawn Washington	TE
16	Quez Watkins	WR
83	Chase Whitehead	WR
	Cameron Williams	ATH
27	Kevin Williams Jr.	DB
22	Darian Yancey	OLB

Head Coach: Jay Hopson (Ole Miss, 1992), Second Season

Assistant Head Coach/Safeties: Tim Billings (SE Oklahoma State, 1980)

Offensive Coordinator/Quarterbacks: Shannon Dawson (Wingate, 2001)

Defensive Coordinator/Inside Linebackers: Tony Pecoraro (Florida State, 2003)

Inside Receivers/Tight Ends: Scotty Walden (Sul Ross State, 2012)

Cornerbacks: Dan Disch (Florida State, 1981)

Outside Wide Receivers: Desmond Lindsey (West Alabama, 2004)

Defensive Line: Derek Nicholson (Florida State, 2008)

Running Backs: Lytrel Pollard (Southern Miss, 1998)

Offensive Line: Erik Losey (WKU, 2006)

Executive Assistant to Head Coach: Paul Gonella (Salem State, 1998)

Director of Player Personnel: Wes Turner (Georgia Southern, 2006)

Head Strength and Conditioning Coach: Sajason Finley (Tuskegee, 2007)

Assistant AD for Athletic Training: Todd McCall (Alabama, 1996)

Assistant AD for Equipment Operations: Patrick Stewart (Cincinnati, 1996)

Assistant Equipment Manager: Harley Warren (Southern Miss, 2014)

Assistant Video Director/FB Video Coordinator: Chase Bitowf (West Alabama, 2011)



2017 Southern Miss Depth Chart

Offense (6 starters returning, 5 lost)

WR	88	Isaiah Jones	SR	6-4	202
	16	Quez Watkins	RS FR	6-0	177
WR	18	Korey Robertson	RS JR	6-2	215
	82	Trevor Terry	SO	6-1	188
LT	66	Wyatt Richthofen	RS FR	6-4	296
	74	Jerry Harris	RS SR	6-3	291
LG	79	Drake Dorbeck	RS SO	6-6	293
	70	Jimmie Terry	JR	6-3	372
C	52	Tyler Stutzman	RS SR	6-6	275
	66	Wyatt Richthofen	RS FR	6-4	296
RG	78	Devin Farris	RS SR	6-4	308
	63	Arvin Fletcher	RS FR	6-3	310
RT	76	Ty Pollard	RS SO	6-7	314
	74	Jerry Harris	RS SR	6-3	291
WR	15	Allenzae Staggers	SR	6-1	190
	83	Chase Whitehead	RS JR	5-9	175
TE	11	Julian Allen	RS SR	6-3	230
	22	Jay'Shawn Washington	RS JR	6-1	247
QB	7	Kwadra Griggs OR	RS JR	6-4	216
	2	Keon Howard	SO	6-0	226
RB	25	Ito Smith	SR	5-9	193
	24	George Payne	RS SR	6-1	205

Defense (5 starters returning, 6 lost)

BAN	22	Darian Yancey OR	RS JR	6-3	247
	32	Xavier Thigpen	RS SR	6-7	232
T	9	Draper Riley	RS SR	6-4	304
	90	Rod Crayton	RS SR	6-0	284
NT	43	LaDarius Harris	JR	6-2	259
	17	Delmond Landry	JR	6-4	305
Wolf	30	Paxton Schrimsher	RS SO	6-3	231
	49	Allen Fails, Jr.	SR	6-2	216
Mike	26	Jeremy Sangster	RS JR	6-0	231
	41	Racheem Boothe	RS FR	6-0	230
ST	37	Sherrod Ruff	SR	5-10	216
	5	Walden Davis	RS JR	6-0	201
Nickel	13	Picasso Nelson, Jr.	SR	5-10	193
	6	Kelsey Douglas	RS SR	5-11	190
ROV	14	Demetrius Market	OR SR	5-8	171
	7	Jomez Applewhite	RS SR	6-1	181
FS	18	Tarvarius Moore	SR	6-2	193
	1	Xavier Marion	RS JR	6-0	209
FC	3	Cornell Armstrong	SR	6-0	185
	21	Rachuan Mitchell	RS FR	5-11	190
BC	19	Curtis Mikell	SR	5-9	170
	2	Trae Collins	RS SR	5-10	180

Specialists (5 starters returning, lost KR and P)

LS	51	Cody Block	RS SR	6-0	206
P	93	Zac Everett	RS FR	6-1	186
FG/KO	21	Parker Shaunfield	RS JR	6-0	170

PR	15	Allenzae Staggers	SR	6-1	190
KR	19	Curtis Mikell	SR	5-9	170
	8	Tez Parks	RS JR	6-1	210



Head Coach Jay Hopson

Jay Hopson, a 25-year coaching veteran on the collegiate level and twice previously a member of the Golden Eagle coaching staff, became the school's 21st head football coach prior to the school's 100th season in football.



In his first year directing the program, Hopson started the season by leading the Golden

Eagles to their first victory over an opponent in the Southeastern Conference since 1990, rallying for a 44-35 win at Kentucky, and leading the team to its second-straight bowl appearance and 24th overall. The Golden Eagles went on to earn a berth in the R+L Carriers New Orleans Bowl, capturing a 28-21 victory over the Ragin' Cajuns of Louisiana-Lafayette.

A native of Vicksburg, Miss., Hopson returns to Southern Miss after a successful four-year stint as the head coach at Alcorn State. During his tenure there, Hopson led the Braves to a 32-17 record and consecutive Southwestern Athletic Conference championships the last two seasons. Alcorn State also recorded at least nine victories in each of the last three seasons, including a 10-3 mark in 2014 and following this season, Hopson led the Braves to the inaugural Celebration Bowl, a postseason football bowl featuring two standout programs from Historically Black Colleges and Universities (HBCU).

His team also captured the SB Black College Championship in 2014.

Prior to his arrival at Lorman, Hopson worked as linebackers coach for two seasons at Michigan (2008-09) and worked as defensive coordinator at Memphis during the 2010 and 2011 campaigns.

Hopson returns to Southern Miss after working as an assistant coach for the Golden Eagles from 2001-03 (defensive backs) and then again from 2005-07 (linebackers, defensive coordinator).

Hopson's defensive units led Conference USA in scoring defense each of his three seasons as defensive coordinator. In 2006, the Golden Eagles led C-USA in third down defense and red zone defense while his 2005 unit led the league in turnovers forced per game as well as led the nation in fumbles gained.

During his first stint with the Golden Eagles, the defensive unit led the nation in fewest passing touchdowns allowed and finished fourth nationally in pass efficiency defense in 2002. Southern Miss led C-USA

and finished fifth nationally in pass defense during the 2003 season and each year during that stretch, Southern Miss ranked in the Top 15 nationally in scoring defense.

Hopson spent 2004 at his alma mater, the University of Mississippi, as defensive backs coach and was the program's recruiting coordinator. The

Rebels' pass defense improved from 109th nationally in 2003 to 49th during the 2004 campaign.

Hopson's coaching experience also includes positions at Marshall (1996-2000) and Delta State (1993) as defensive backs coach. He was a member of the Herds' 1996

NCAA I-AA National Championship staff and coached the team to four straight Mid-American Conference championships. Hopson also held defensive graduate assistant positions at the Florida (1995), LSU (1994) and Tulane (1992). He helped the Gators to the Southeastern Conference championship and played for the national championship in the Fiesta Bowl.

He earned four-year letters and received the 1991 John Howard Vaught Award as a player at Ole Miss. A CoSIDA Academic All-American, Hopson graduated from Ole Miss with a bachelor's degree in business administration (1992) and received a master's of health in physical education and recreation from Delta State (1994).

Hopson and his wife, Michelle, have two daughters, Virginia and Hannah.

Jay Hopson File

Date of Birth: Oct. 13, 1968

Hometown: Vicksburg, Miss.

Education: Ole Miss, '92 (bachelor's), Delta State, '94 (Master's)

Years at Southern Miss: 6 seasons as an assistant coach

Years in Coaching: 25

Coaching Career

2016-2016	Southern Miss	Head Coach
2012-2015	Alcorn State	Head Coach
2010-2011	Memphis	Defensive Coordinator
2008-2009	Michigan	Linebackers Coach
2006-2007	Southern Miss	Defensive Coordinator/ Middle Linebackers
2005	Southern Miss	Defensive Coordinator/ Defensive Backs
2004	Ole Miss	Defensive Backs
2001-2003	Southern Miss	Defensive Backs
1996-2000	Marshall	Defensive Backs
1995	Florida	Graduate Assistant/Offensive Scout Team/ Special Teams
1994	LSU	Graduate Assistant/Defensive Backs/ Offensive Scout Team
1993	Delta State	Defensive Backs
1992	Tulane	Graduate Assistant/Offensive Scout Team/ Special Teams/Video Breakdown

Bowl/Playoff Experience

2016: New Orleans Bowl	2003: Liberty Bowl
2015: Celebration Bowl	2002: Houston Bowl
2015: SWAC Championship Game	2000: Motor City Bowl
2014: SWAC Championship Game	1999: Motor City Bowl
2007: PapaJohns.com Bowl	1998: Motor City Bowl
2007: GMAC Bowl	1997: Motor City Bowl
2005: New Orleans Bowl	1996: NCAA I-AA National Champions
2004: New Orleans Bowl	1995: Fiesta Bowl



Coaching Staff

Tim Billings (second season)
Assistant Head Coach / Safeties



Billings joined the Golden Eagle staff in 2016 after serving as athletic director/football coach at North Lamar High School in Paris, Texas, since April 2014.

As outside linebackers coach in 2016, the Golden Eagles' defense limited opponents to under 300 yards of total offense five times. The defense held its opposition to 11 yards or fewer on the ground twice during the year.

Prior to North Lamar, he spent 34 years in the college ranks as a head coach, coordinator and position coach on both sides of the ball.

Billings joined the University of Memphis defensive staff in 2012. In his first season at Memphis, Billings coached the defensive line. In 2012, Memphis led the league in total defense in conference games, and in 2013, Memphis was ranked in the top 20 nationally rush defense.

Prior to Memphis, Billings oversaw the Wake Forest wide receivers during the 2006-2007 seasons, then supervised the secondary in 2008-09. He worked with defensive ends in 2010 and coached outside linebackers while co-defensive coordinator in 2011.

Billings was head coach at Southeast Missouri in Cape Girardeau, Mo., for six years (2000-05). In 2002, he was named Ohio Valley Conference (OVC) Coach of the Year and American Football Coaches Association (AFCA) Region 3 Coach of the Year.

Before taking over at Southeast Missouri, Billings spent 10 years (1990-99) as an assistant coach at Marshall. During his tenure, Marshall was the winningest program in college football, compiling a 114-25 record. Billings served as the Thundering Herd's defensive coordinator during his final season in 1999. That year, Marshall completed a perfect 13-0 campaign and was ranked No. 10 in the final national polls. The Herd won Mid-American Conference (MAC) titles in each of Billings' final three seasons at Marshall.

Prior to taking the defensive coordinator role, Billings worked primarily with the Thundering Herd special teams.

Billings began his collegiate coaching career as a Missouri graduate assistant under Warren Powers in 1983-84. The 1984 Tigers played in the Holiday Bowl.

He moved on to Oklahoma as a graduate assistant coach under Barry Switzer for the 1985-86 seasons. The Sooners played in the 1985 and 1986 Orange Bowls, winning the 1985 national championship. Billings returned to Missouri for the 1987-89 seasons.

A native of Honey Grove, Texas, Billings began his coaching career as a secondary coach in Duncan (Okla.) High School in 1980. He served as head coach at Prairieland High School in Pattonville, Texas, in 1981 and was secondary coach at Norman (Okla.) High School in 1982-83.

A 1980 Southeastern Oklahoma State University graduate with a degree in physical education, Billings was an all-conference defensive back for the Savage Storm. Billings also played basketball for one season at Grayson County Junior College in Sherman, Texas. He and his wife, Lisa, have two children, Taylor Kay and Trenton Wade.

Billings at a Glance...

Year	Employer	Position
1980	Duncan (Okla.) HS	Assistant Coach
1981	Prairieland (Texas) HS	Head Coach

1982-83	Norman (Okla.) HS	Assistant Coach
1983-84	Missouri	Graduate Assistant
1985-86	Oklahoma	Graduate Assistant
1987-89	Missouri	Tight Ends
1990-98	Marshall	Special Teams/Defensive Line
1999	Marshall	Defensive Coordinator
2000-05	Southeast Missouri State	Head Coach
2006-07	Wake Forest	Wide Receivers
2008-10	Wake Forest	Defensive Backs
2011	Wake Forest	Co-Defensive Coordinator
2012-13	Memphis	Defensive Line
2014-15	North Lamar (Texas) HS	Head Coach
2016	Southern Miss	Assistant Head Coach/Outside Linebackers
Present	Southern Miss	Assistant Head Coach/Safeties

Bowl Games

1983	Missouri	Holiday Bowl
1986	Oklahoma	Orange Bowl
1987	Oklahoma	Orange Bowl
1997	Marshall	Motor City Bowl
1998	Marshall	Motor City Bowl
1999	Marshall	Motor City Bowl
2007	Wake Forest	Orange Bowl
2007	Wake Forest	Meineke Car Care Bowl
2008	Wake Forest	Eaglebank Bowl
2011	Wake Forest	Music City Bowl
2016	Southern Miss	New Orleans Bowl



Shannon Dawson (second season)
Offensive Coordinator / Quarterbacks

Dawson came to Southern Miss after spending the 2015 season as offensive coordinator and quarterbacks coach at Kentucky.

In his first season with Golden Eagles, he mentored Nick Mullens in his senior season, who ended his career first in passing yards and touchdowns thrown. Mullens signed a free-agent contract with the San Francisco 49ers heading into this season. Southern Miss also set a school record for total offensive yards in a game with 702 against Rice.

He also helped build some of the nation's most prolific offenses at West Virginia, where he spent four seasons, including his last three as offensive coordinator. In his last season in Morgantown, WVU ranked 12th in the nation in total offense, averaging 499.8 yards per game, and was ninth nationally in passing offense at 317 yards per contest. The Mountaineers averaged 33.5 points per game and set a school record by scoring at least 30 points in eight consecutive games. WVU also averaged more than 182 rushing yards per game.

A native of Clinton, La., Dawson played his college football at Wingate (N.C.) University as a quarterback and wide receiver. He began his coaching career as receivers coach at his alma mater in 2002.

Dawson linked up with former Kentucky head coach Hal Mumme in 2003-04 to help revive a program at Southeastern Louisiana that had been dormant for 17 years. He also coached with Mumme at New Mexico State in 2005.

Dawson went to Millsaps College as offensive coordinator and quarterbacks coach in 2006-07. The Majors won the Southern Collegiate Athletic Conference championship both years, the first



Coaching Staff

back-to-back titles in school history, and quarterback Juan Joseph was two-time SCAC Offensive Player of the Year. Millsaps played in the NCAA Division III playoffs in 2006.

Dawson moved to Stephen F. Austin University as offensive coordinator and quarterbacks coach from 2008-10. With the Lumberjacks averaging only 16 points a game during a winless 2007 season, Dawson helped orchestrate an amazing turnaround in SFA's offensive fortunes. In his first season, the Lumberjacks ranked third in the nation in passing offense, 13th in total offense and 14th in scoring offense. SFA won or shared the Southland Conference championship the next two seasons, advancing to the Football Championship Subdivision playoffs both years. In 2009-10, SFA led the nation in passing offense while ranking in the top six nationally in total offense and scoring. Quarterback Jeremy Moses was a two-time All-American, two-time Southland Conference Offensive Player of the Year and won the Walter Payton Award as the FCS National Player of the Year. Wide receivers Dominique Edison and Contrevous Parks went on to play in the NFL.

Dawson and his wife, Chelsea, have a daughter, Acelyn.

Dawson at a Glance...

Year	Employer	Position
2002	Wingate	Wide Receivers
2003	Southeastern Louisiana	Offensive Quality Control
2004	Southeastern Louisiana	Running Backs
2005	New Mexico State	Graduate Assistant/Offense
2006-07	Millsaps	Offensive Coordinator/Quarterbacks
2008-10	Stephen F. Austin	Offensive Coordinator/Quarterbacks
2011	West Virginia	Inside Receivers
2012	West Virginia	Offensive Coordinator/Receivers
2013-14	West Virginia	Offensive Coordinator/Quarterbacks
2015	Kentucky	Offensive Coordinator/Quarterbacks
2016-Present	Southern Miss	Offensive Coordinator/Quarterbacks

Bowl Games

2006	Millsaps	Division III Playoffs
2009	Stephen F. Austin	FCS Playoffs
2010	Stephen F. Austin	FCS Playoffs
2011	West Virginia	Orange Bowl
2012	West Virginia	Pinstripe Bowl
2014	West Virginia	Liberty Bowl
2016	Southern Miss	New Orleans Bowl



Tony Pecoraro (second season)
Defensive Coordinator / Inside Linebackers

Pecoraro joined the Southern Miss staff in 2016 after working as defensive coordinator the previous four seasons at Alcorn State, where he helped lead the Braves to two Southwestern Athletic Conference championships.

In his initial year running the defense, the Golden Eagles finished No. 15 in the country in total defense (324.8). The squad had two first-team Conference USA selections, including Dylan Bradley and D'Nerius Antoine.

Prior to his stint in Lorman, Pecoraro served a two-year stint at North Alabama as defensive coordinator.

Pecoraro had an integral part in North Alabama's success, producing five All-Americans and 11 All-Gulf States Conference players.

In both seasons at North Alabama, Pecoraro helped lead the Lions to back-to-back appearances in the NCAA Division II playoffs.

Previous to North Alabama, Pecoraro earned his stripes during eight years of collegiate coaching, including five seasons over two separate stints at Florida State (2002-03, 2005-08)

During his tenure at FSU, Pecoraro was a part of Atlantic Coast Conference championship teams in 2002-03. The Seminoles played in five bowl games during Pecoraro's time in Tallahassee, including the Nokia Sugar Bowl in 2003, the FedEx Orange Bowl in 2004, the Music City Bowl in 2007, the Champs Sports Bowl in 2008 and the Gator Bowl in 2009.

Pecoraro began his collegiate coaching career at Webber International University in Babson Park, Fla., where he worked as a graduate assistant from 2004-05. In 2006, Pecoraro was promoted to a full-time position, coaching the defensive line and serving as recruiting coordinator. During this time, Pecoraro also earned his M.B.A.

In his first experience with FSU, Pecoraro served as a student assistant from the 2002-03 season working directly with the quarterbacks. He also earned his Bachelor's degree in Sports Management.

Pecoraro is married to the former Tania Fernandez, and have a son, Rocky Tarim and a daughter, Isabella Amore.

Pecoraro at a Glance...

Year	Employer	Position
2002-03	Florida State	Student Assistant
2004-05	Webber International	Graduate Assistant
2006	Webber International	Defensive Line/ Recruiting Coordinator
2007-09	Florida State	Defensive Quality Control
2010-11	North Alabama	Defensive Coordinator
2012-15	Alcorn State	Wide Receivers
2016-Present	Southern Miss	Defensive Coordinator/ Inside Linebackers

Bowl Games

2003	Florida State	Nokia Sugar Bowl
2004	Florida State	FedEx Orange Bowl
2007	Florida State	Music City Bowl
2008	Florida State	Champs Sports Bowl
2009	Florida State	Gator Bowl
2014	Alcorn State	SWAC Championship Game
2015	Alcorn State	SWAC Championship Game
2015	Alcorn State	Celebration Bowl
2016	Southern Miss	New Orleans Bowl



Dan Disch (third season)
Cornerbacks

Dan Disch returned to Southern Miss for his second stint, after spending the 2015 season as defensive coordinator for the Kiel Baltic Hurricanes in Germany.

His first year back in town saw him guide D'Nerius Antoine to first-team All-Conference

USA accolades.

Before heading overseas, Disch had served as co-defensive coordinator and secondary coach at the University of North Carolina for three seasons.



Coaching Staff

His first stint at Southern Miss came in 2011 as defensive coordinator and secondary coach and the Golden Eagles improved from 75th nationally in pass efficiency defense to seventh, and were ranked 22nd in rushing defense, allowing just 112.6 rushing yards per game. Disch's defense set an NCAA record with eight interceptions returned for touchdowns. Overall, USM ranked 29th in total defense and 28th in scoring defense as the Golden Eagles won the 2011 Conference USA Championship Game over previously unbeaten Houston and then won their school-record 12th game over Nevada in the Hawaii Bowl. In the final regular season top 25 polls, Southern Miss was No. 21 in the USA Today Coaches poll and No. 22 in the Associated Press poll.

Before arriving in Hattiesburg, Disch spent six seasons at Illinois, where he served as the special teams coordinator/outside linebackers coach (2005), special teams coordinator/linebackers coach (2006), co-defensive coordinator/linebackers (2007-09) and linebackers coach (2010). He served under Ron Zook for seven seasons, including one year at Florida (2004) where he coached the secondary.

Prior to entering the collegiate ranks, Disch spent 22 years coaching high school football in the Jacksonville, Fla., area, including 16 seasons as the head coach of Ed White High School, where he posted a record of 122-55 to become the school's all-time winningest coach. Under Disch, Ed White made 11 playoff appearances, won seven district and six conference championships and reached the state quarterfinals four times. Ed White also was ranked in the Top-10 of the state's final football poll eight times. Additionally, five of Disch's high school assistant coaches went on to land head coaching jobs.

Disch is a 1981 graduate of Florida State University. He was born in Jacksonville, Fla., and has three daughters: Chandler, Erica and Virginia.

Disch at a Glance...

Year	Employer	Position
1981-84	Forrest HS	Assistant Coach
1986-87	Terry Park HS	Assistant Coach
1988-2003	Ed White HS	Head Coach
2004	Florida	Secondary Coach
2005-06	Illinois	Special Teams Coordinator/ Outside Linebackers
2007-09	Illinois	Co-Defensive Coordinator/ Outside Linebackers
2010	Illinois	Inside Linebackers
2011	Southern Miss	Defensive Coordinator/Safeties
2012-14	North Carolina	Defensive Coordinator/ Secondary/Cornerbacks
2015	Kiel Hurricanes	Defensive Coordinator
2016	Southern Miss	Secondary
Present	Southern Miss	Cornerbacks

Bowl Games

2004	Florida	Peach Bowl
2008	Illinois	Rose Bowl
2011	Southern Miss	Hawai'i Bowl
2013	North Carolina	Belk Bowl
2014	North Carolina	Quick Lane Bowl
2016	Southern Miss	New Orleans Bowl



Desmond Lindsey (second season)

Outside Wide Receivers

Desmond Lindsey came to Southern Miss in 2016 after serving as assistant head coach, recruiting coordinator and wide receiver's coach at the University of West Georgia in Carrollton, Ga.

In 2016, Lindsey's first season, he oversaw the immediate growth of Allenzae Staggers, who set Southern Miss regular-season and bowl records of 292 yards and 230 yards, respectively.

During the 2015 season, the Wolves went 12-2, including a Gulf South Conference mark of 6-1, and shared the 2015 Gulf South Conference title with North Alabama.

The 2015 season marked the fifth straight for Lindsey as assistant head coach to Will Hall.

The Wolves made their deepest playoff run in the program's Division II history in 2014, and a big part of that success was Lindsey's work on the offensive staff, and with players throughout the roster who were part of the UWG program through his efforts as recruiting coordinator.

Prior to West Georgia, Lindsey had served as assistant head coach for the final three of six seasons at GSC rival West Alabama. That three-year stint produced a record of 25-11 and two conference titles.

The 2015 season marked Lindsey's ninth season in the nation's pre-eminent Division II league. Before his days at UWG and West Alabama, he served on the staff at Arkansas-Monticello, a former GSC member. He also coached in Mississippi's rugged junior college ranks at Mississippi Gulf Coast Community College.

In May 2012, Lindsey was selected to participate in the NFL / NCAA Football Academy in Dallas, Texas. The program was developed to provide 30 coaches from NCAA schools and 30 from NFL teams with the necessary tools and networking opportunities that will enhance their chances at success in the football coaching industry. Lindsey twice has participated in the Bill Walsh NFL Coaches Fellowship Program. He worked with the Pittsburgh Steelers in 2009 and with the Tennessee Titans in 2013.

Lindsey is a 2004 graduate of West Alabama, where he earned a bachelor's degree in Physical Education. He earned his master's degree from UWA in 2009. Lindsey is married to the former Sherita Daniels.

Lindsey at a Glance...

Year	Employer	Position
2008-10	West Alabama	Wide Receivers
2011-13	West Alabama	Assistant Head Coach/Wide Receivers
2014-15	West Georgia	Assistant Head Coach/Wide Receivers
2016	Southern Miss	Tight Ends
Present	Southern Miss	Outside Wide Receivers

Bowl Games

2016	Southern Miss	New Orleans Bowl
------	---------------	------------------



Coaching Staff

Derek Nicholson (second season)

Defensive Line



Nicholson is in his second season as a Golden Eagle after spending the 2015 campaign at Alcorn State.

His first year in Hattiesburg saw him mentor Dylan Bradley (first-team) and Xavier Thigpen (honorable mention) to All-Conference nods.

Nicholson spent the 2014 season at the University of Louisville, coaching outside linebackers/defensive ends on a defense that

ranked fifth in the country in total defense, lead the nation in interceptions, were ninth in total sacks and fourth in rush defense.

During the 2013 campaign, Nicholson worked at Akron coaching linebackers. Nicholson developed a group of linebackers that included a first and third team Mid-American Conference honorees. It was the first time since 2010 that Akron placed a first-team linebacker and the first time since 2001 that the Zips had multiple linebackers on the All-Conference team.

He began his coaching career in 2011, coaching high school football in both North Carolina and Florida.

Nicholson played at Florida State and finished his career with 207 tackles, 25.5 TFL, three sacks and two defensive TDs. He was the Seminoles' leading tackler for two consecutive season. He recorded 15.5 TFL in one season in 2008 which ranked him tied for 10th in FSU history. He also scored two defensive touchdowns in one season and finished ranked fourth best all time in one season at FSU as a defender. In 2008, he garnered All-ACC honors and was a member of the All-ACC academic team during the 2007 and 2008 seasons.

He earned his undergraduate degree in sport management in three years in December 2008. He was an undrafted free agent signee by the Atlanta Falcons and played for them in 2009 before a career-ending knee injury.

He is married to the former Onnie Trusty and the couple have one daughter, Alana Nicholson.

Nicholson at a Glance...


Year	Employer	Position
2011	Titus Sports Acad.	Director of Football Operations
2012	Maclay HS	Linebackers
2013	Akron	Linebackers
2014	Louisville	Outside Linebacker/Defense Ends
2015	Alcorn State	Defensive Line
2016-Present	Southern Miss	Defensive Line

Bowl Games

2014	Louisville	Belk Bowl
2015	Alcorn State	SWAC Championship Game
2015	Alcorn State	Celebration Bowl
2016	Southern Miss	New Orleans Bowl

Lytrel Pollard (14th season)

Running Backs



Lytrel Pollard, who once coached on the same Southern Miss staff as his current boss, will coach the running backs for the second consecutive year after handling the linebackers the past three seasons in Hattiesburg.

Pollard mentored Ito Smith to a second-team All-Conference junior season, where Smith finished fourth in C-USA for rushing and had six, 100-yard games.

A former standout linebacker for the Golden Eagles, it marks Pollard's first stint on the offensive side of the ball.

Pollard returned to Southern Miss for his second stint as an assistant coach in 2013 on Todd Monken's staff.

Pollard returned to Southern Miss after a one-year stint at Marshall where he served as The Herd's Cornerbacks coach. During his stay in Huntington, Pollard's top three defensive backs combined for 16 pass breakups, four interceptions and 111 tackles.

Prior to Marshall, Pollard served as Tennessee-Martin's defensive coordinator in 2011, where his unit finished second in the Ohio Valley Conference, including a second-best ranking in third down defense. Linebacker Ben Johnson finished fourth in the OVC in total tackles, while defensive end D.J. Roberts finished second in the league in tackles for losses.

Pollard spent 2010 at Mississippi College where he served as the Choctaws defensive coordinator.

Before Mississippi College, Pollard was at the University of Memphis for two seasons, part of the defensive staff that helped Memphis improve from 100th to 57th nationally in total defense in just one season.

Pollard spent nine seasons at Southern Miss on head coach Jeff Bower's staff before making the move to Conference USA rival Memphis. Pollard coached defensive backs, linebackers and was the special teams coordinator for the Black and Gold during this tenure.

In 2007, Pollard guided the Southern Miss defensive backs, who logged 17 interceptions and were led by C-USA standout Brandon Sumrall. Sumrall totaled six picks for 101 yards and made one return for a touchdown that season and was named first-team All C-USA. Sumrall was tied for 18th nationally in interceptions and had eight pass breakups. In addition, defensive backs C.J. Bailey and Chico Hunter were named to the C-USA All-Freshman Team.

Pollard helped direct a consistent defensive unit. Southern Miss ranked second in C-USA in total defense and pass defense, while leading the league in red-zone defense.

Pollard also guided the special teams unit, highlighted by punter Britt Barefoot who ranked second in C-USA and 25th nationally in punting. The Golden Eagles ranked second in the league in net punting and also were second in kickoff coverage.

Pollard coached the 2005 C-USA Defensive Player of the Year, All-American linebacker Kevis Coley, whose 150 tackles were the sixth-best single-season performance in Southern Miss history. Coley's total tackles ranked eighth nationally, while his solos (81) were seventh.

In 2004, Pollard coached outside linebacker Michael Boley, one of the greatest linebackers to ever play at Southern Miss. Boley was a two-time All-American, including consensus honors in 2004, the C-USA Defensive Player of the Year in 2004 and a three-time All-C-USA



Coaching Staff

selection. He was tabbed a national semifinalist for the Butkus, Bednarik and Lott Awards, while winning the Conerly Trophy, given since 1996 to Mississippi's best college football player. He earned C-USA Defensive Player of the Week honors four times and National Player of the Week honors by the Football Writers Association of America and the Walter Camp Foundation. He was drafted by the Atlanta Falcons in 2005.

A native of Bay Springs, Miss., Pollard played at Stringer High School and completed an outstanding Southern Miss playing career in 1997 by helping lead the team to a 9-3 record, a C-USA championship and a Liberty Bowl title. He led the team in tackles (114), a total that was good for fifth place in the conference. He was in double figures in tackles eight times in 11 games as a senior and had a season-best 13 stops in the season opener at Florida.

Pollard earned his undergraduate degree from Southern Miss in coaching and sport administration in the spring of 1998 and his master's degree in the fall of 1999. Pollard and his wife, Kristina, have two sons, Ty and Klabron. Ty joined the Golden Eagle football team prior to the 2015 season.

Pollard at a Glance...

Year	Employer	Position
1999	Southern Miss	Defensive Graduate Assistant
2000-04	Southern Miss	Linebackers
2005	Southern Miss	Linebackers Special Teams
2006-07	Southern Miss	Defensive Backs Special Teams
2008-09	Memphis	Defensive Assistant
2010	Mississippi College	Defensive Coordinator
2011	Tennessee-Martin	Defensive Coordinator
2012	Marshall	Cornerbacks
2013-2015	Southern Miss	Cornerbacks
Present	Southern Miss	Running Backs

Bowl Games

1997	Southern Miss (Player)	Liberty Bowl
1999	Southern Miss	Liberty Bowl
2000	Southern Miss	Mobile Alabama Bowl
2002	Southern Miss	Houston Bowl
2003	Southern Miss	Liberty Bowl
2004	Southern Miss	New Orleans Bowl
2005	Southern Miss	New Orleans Bowl
2006	Southern Miss	GMAC Bowl
2007	Southern Miss	PapaJohns.com Bowl
2008	Memphis	St. Petersburg Bowl
2015	Southern Miss	Zaxby's Heart of Dallas Bowl
2016	Southern Miss	New Orleans Bowl

Erik Losey (first season)

Offensive Line



Losey comes to Southern Miss after spending the last three seasons as offensive line coach at ETSU, helping to resurrect a program which he played for before it was dropped following his second season with the program in 2003. The Buccaneers, which restarted football for the 2015 campaign, improved their victory total from year one to the second year by three victories and ended the season

by defeating NCAA Playoff team, Samford, in its final game of the campaign. One of his players, Ben Blackmon, earned All-Southern Conference honors

Prior to ETSU, Losey worked for Hopson for one season at Alcorn State as offensive line coach and helped the offense finish first in the least sacks allowed, second in total offense and third in rushing yards in the Southwestern Athletic Conference. He coached one All-American that season with the Braves as well as a total of three all-league performers.

The 2012 season saw Losey coaching first the tight ends and then the running backs at Campbell University, where he tutored a freshman running back to All-Pioneer League honors. In 2011, he coached at Webber International, overseeing the offensive lineman while directing the team's run game. He had two lineman that year nominated for All-American honors.

During the 2009 and 2010 seasons, Losey served as the offensive line quality control coach at Florida State. As a member of the FSU staff, Losey aided assistant coach Rick Trickett and served under coaches Bobby Bowden and Jimbo Fisher. During his two seasons there, the Seminoles collected two bowl victories -- winning the 2010 Gator Bowl and the 2010 Chick-Fil-A Bowl.

The Hixson, Tenn., native started his coaching career as the offensive graduate assistant at WKU during the Hilltoppers transition from FCS to FBS status, working there for the 2007 and 2008 seasons.

Losey also enjoyed a standout collegiate playing career at both ETSU and at WKU, where he played his final two seasons, starting all 47 games of his career.

As a freshman at ETSU, he was a nominee for the Southern Conference Freshman of the Year. Following the 2003 campaign in which ETSU dropped their program, Losey transferred to WKU where he was selected to the All-Gateway Conference second team and a first-team newcomer selection in 2004. As a senior, Losey earned first-team American Football Coaches Association All-America honors and named a third-team selection by the Associated Press.

In addition to his All-America accolades, Losey garnered All-Gateway Conference first-team honors, while also winning national Line-man of the Week honors for his play against Auburn, while collecting the league's weekly award twice.

Losey received his undergraduate degree from WKU with a double major in History and Social Studies in 2006.

Losey at a Glance...

Year	Employer	Position
2007-08	Western Kentucky	Graduate Assistant
2009-10	Florida State	Offensive Line Quality Control
2011	Webber International	Offensive Line
2012	Campbell University	
2013	Alcorn State	Offensive Line
2014-16	East Tennessee State University	Offensive Line
Present	Southern Miss	Offensive Line

Bowl Games

2010	Florida State	Gator Bowl
2010	Florida State	Chick-fil-A Bowl



Coaching Staff

Scotty Walden (first season)
Inside Wide Receivers / Tight Ends



Walden comes to Southern Miss after spending a season as the head football coach at Division III East Texas Baptist University. He had the distinction of being the youngest head coach at a NCAA school. The Tigers finished at 7-3 a season ago. ETBU also led the country in scoring offense at 49.9 points per game, while finishing second in total offense (564.3 yards per game) and sixth in passing offense (365.3

yards per game).

Walden took as head coach at ETBU after serving three years as the school's offensive coordinator. As an assistant, the Tigers won the 2015 American Southwest Conference championship. It was the first ASC championship for ETBU since 2003. His offense produced four players that were named All-ASC first-team and a pair went on to earn D3football.com All-Region awards. In addition, he produced two All-Americans who were named to the USA Football Network All-American team.

Having a large presence in the offensive world, Walden has been able to speak to other coaches about his offense. In summer 2015, he was a special speaker at the Spread Offense Football Clinic in Chicago, Illinois. His first national speaking engagement came in 2012 when he was a special speaker at the Nike Coach of the Year clinic in Dallas, Texas.

In his first three years as the offensive coordinator Walden's offense had re-written ETBU's record book for individual, single game, and season records while being nationally known for passing and scoring. In his time as an assistant, a total of 26 combined individual and team records were broken. He produced four 1,000 yard receivers, two 1,000 yard rusher and one Gagliardi Trophy semi-finalist in Josh Warbington. His offense was consistently been one of

the top offenses in NCAA Division III in and in 2014 finished ranked first in total passing offense (368.1 ypg), second in total offense (566.1 ypg) and 11th in scoring offense (42.3 ppg).

Walden came to ETBU after being the offensive coordinator at Sul Ross State in 2012. It was Walden's first year as a coach and offensive coordinator and his offense led all of NCAA averaging 581.9 yards per game and 48.8 points per game. His offense produced two D3Football.com All-Americans and six All-ASC products. Sul Ross State broke 16 overall offensive school records with two of them being most offensive yards in a game (800) and points in a game (75).

Because of his success in his first year as an offensive coordinator, Walden had the chance to coach the quarterbacks at the National Bowl in December 2012 in which two of his players played in. He has also coached at the Air It Out Passing Camp from 2009 to 2011.

A NCAA Division III product, Walden was the starting quarterback at Dordt College (2008) and Sul Ross State University (2011). In his senior season (2011) he was the team captain and was given the Leadership award. He was awarded All-ASC academic awards twice and started his freshman season at Dordt College. During his time at Hardin-Simmons (2009-10), he played both as a quarterback and defensive back.

He graduated Magna Cum Laude from Sul Ross State in 2012 with a bachelor's degree in history. He made the dean's list in 2011 and 2012 along with being inducted into the Phi Alpha Theta National History Honor Society. He, and wife, Callie, were married in July 2014.

Walden at a Glance...

Year	Employer	Position
2012	Sul Ross State	Offensive Coordinator
2013-2015	East Texas Baptist	Offensive Coordinator
2016	East Texas Baptist	Head Football Coach
Present	Southern Miss	Inside Wide Receivers / Tight Ends



Football Staff



Paul Gonnella (first season)
Executive Assistant to Head Coach

Paul Gonnella comes to Southern Miss from The Process, a business that helps recruits in the whole recruiting process. Before starting his own company, he was the Director of Player Personnel at USF (2013-15), Alabama (2012-13), Purdue (2011-12) and Memphis (2010-11). From 2009-10 he filled the role of Recruiting Assistant Volunteer at Miami. During 2009 Gonnella served as the Director of Player Personnel at Tennessee and had the same position at North Carolina from 2008-09. He coached the East team Defensive Backs at the 2008 US Army All-American game. He was the Head Football Coach at Cambridge Rindge Latin in Massachusetts from 2005-07. During the 2004 season he was a Defensive Graduate Assistant at Mississippi State and worked Defensive Quality Control during the 2003 season. From 2001-02, Gonnella was the Assistant Defensive Coordinator, Recruiting Coordinator and Defensive Back coach at Lovejoy High School in Georgia after handling Quarterbacks, Running Backs and Defensive Back coach at Sommerville High School in Massachusetts from 1997-98.



Wes Turner (second season)
Director of Player Personnel

Wes Turner came to Southern Miss in 2016 after spending four years with Jay Hopson at Alcorn State. During his tenure with Alcorn State, he helped Hopson lead the Braves to a 32-17 record and consecutive Southwestern Athletic Conference championships in 2014 and 2015. Alcorn State also recorded at least nine victories in each of his last three seasons, including a 10-3 mark in 2014. In 2015, the Braves played in the inaugural Celebration Bowl, a postseason football bowl featuring two standout programs from historically black colleges and universities.

Turner served in multiple capacities, including linebackers coach, nickels coach, director of operations, videographer and recruiting coordinator at Alcorn State.

Prior to joining the Braves staff, he worked on the University of Memphis football staff as a defensive graduate assistant after spending the previous three years on the coaching staff at Georgia Southern.

At Georgia Southern, Turner served as a defensive assistant coach working with the defensive backs. In 2009, the Eagles' defense averaged 6.2 tackles for loss and nearly two sacks per game. The defense had two players named to the SoCon All-Freshman Team and one to the All-Conference first team. In 2008, Turner worked on a defensive staff that, playing as many as nine true-freshmen on a consistent basis, saved its best performance for last in a 17-10 win at No. 14 Furman to close out the season with a winning record. The 10 points allowed were the fewest by an opponent since October 2005. The defense saw a league-best four rookies named to the inaugural SoCon All-Freshman Team in 2008. As a defensive unit, the Eagles ranked 22nd in TFL per game (7.0) and 26th in sacks per game (2.4) in the nation.

During the 2007 season, the Eagles' defense ranked 14th nationally in turnover margin, a +1.09 per game average. That impressive average was a result of the team's rank of 56th in passes intercepted, 17th in fumbles recovered, and 37th in turnovers gained. Overall, the defensive unit recorded 65 TFL, 19 sacks, 11 interceptions and 56 pass break ups.

Turner lettered three years and spent five years in all with the Georgia Southern football program. The one-time walk-on joined the team in the fall of 2002. He redshirted that year and then saw action in six games his redshirt-freshman year. As a sophomore in 2004, he played in nine games, becoming a valuable member of the special teams unit and helping the Eagles qualify for the playoffs. He recorded three tackles on special teams that season. After missing the 2005 campaign, Turner returned the following season and played in eight games.

Again, he provided senior leadership on special teams, ranking among the leaders in tackles in 2006 and earning the Special Teams Captain Award.

Turner joined the Eagles after a standout career at Collins Hill High School. He earned Gwinnett County Player of the Month honors during his junior year. He also lettered three times in baseball, being named to the All-Atlanta team and played with Team Georgia.

Turner graduated in December 2006 with a bachelor's degree in general studies from Georgia Southern. He is married to Stephanie Turner. The couple have two daughters, Taylor and Peyton.



Chase Bitowf (third season)
Football Video Coordinator

Chase Bitowf returns for his third season as the Video Coordinator for the Southern Miss football team. He oversees the daily video operations of the team, supervises a crew of students and provides technical support for the football coaching staff and players.

Bitowf spent 2014 as a video assistant for the Mississippi State football team. While with the Bulldogs, Chase provided video support for the team during their historic run to the 2015 Orange Bowl and school's first-ever number one ranking.

Prior to MSU, Bitowf worked at his alma mater, the University of West Alabama, as football video coordinator. He was responsible for handling all technical aspects of UWA's football team and was part of a staff that helped the Tigers to the 2013 Gulf South Conference Championship.

Before UWA, he spent the 2011 and 2012 seasons as a video assistant for the Cincinnati Bengals. Bitowf was responsible for all video pertaining to special teams. He also provided assistance in meetings, filmed free agent workouts and built edits for college scouting purposes.

Bitowf graduated from West Alabama in May 2011 with a degree in sports management. While at UWA, he played linebacker for the Tigers and was named to the Gulf South Conference Academic Honor Roll in 2008.

Chase is also an active member in the Collegiate Sports Video Association (CSVA), an organization devoted to promoting the Video Coordinator in the sports industry. In 2014 he was awarded the groups Billy Vizzini Scholarship.



SaJason Finley (third season)
Head Strength and Conditioning Coach

SaJason Finley serves as the Head Strength and Conditioning Coach for Southern Miss football after spending the previous two years as the assistant director. Prior to his time in Hattiesburg, Finley served as an Assistant Director of Athletic Performance for football at UAB during the 2014 season. Finley filled the role of Assistant Director of Athletic Performance for football at Washington State during their winter workouts (Jan. 2014 -- Feb. 2014).

From 2013-2014, Finley served as one of the 5 Strength and Conditioning Coaches for football at Auburn during their BCS National Championship appearance. While at Auburn he also served as the Head Strength and Conditioning Coach for the equestrian team when they won the 2013 national championship. He also served as the assistant strength coach to the softball team.

Finley was a Graduate Assistant Strength and Conditioning Coach at Arkansas State during the 2012 season when they won the Sun Belt Conference Championship. He also served as the primary coach for men's and women's track & field and bowling while at Arkansas State. While assisting with women's soccer.

Finley served as the Head Strength and Conditioning Coach and Running Backs Coach for Opelika High School in Opelika, Alabama during the 2012 season.

He graduated from Tuskegee University with a Bachelor's of Arts in History and a minor in Physical Education in 2007. Finley was a four year starter



Football Staff

at Tuskegee helping them to 2 conference championships. In May 2014 he earned his Master's in Sports Administration from Arkansas State University.

He is engaged to Earlshawna Frye. Their family includes one daughter Mya Harper Finley.



William Prince (second season)

Assistant Strength and Conditioning Coach

William Prince is in his second season with the Golden Eagles. His first season was spent as the Executive Assistant to the Head Coach. He oversaw the athletic, educational and social development of the squad. He comes to Hattiesburg by way of Alcorn State, where he was an assistant strength and conditioning coach and equipment manager from 2012-16. Some of his achievements include decreasing team injuries by 72 percent and preparing the athletic equipment budget. Prince previously held three jobs in the private sector, most recently working from 2011-12 as Assistant General Manager/Director of Sales at the Fayetteville Athletic Club (Arkansas). He managed 160 employees in that role while also implementing the Fast Trac sales system and increasing bottom-line sales by \$8,000 over a month-long period.

Other positions include serving as General Manager at Beaumont Health and Fitness in Beaumont, Texas (2003-11), and Bally Total Fitness in Kansas City and Dallas (1997-03). Prince oversaw all daily operations, including staff and profits while also auditing systems and managing department heads. Prince was an All-American by three different publications, including Parade Magazine, at Warren Central High School. He then headed to Mississippi State in 1988, where he started all four years and scored 15 rushing touchdowns. He obtained a Fitness Management degree from the university.



Todd McCall (14th season)

Assistant AD/Sports Medicine

Todd McCall came to Southern Miss in 2003 to oversee the Golden Eagle Athletic Training Department, and, in 2005, he was promoted to Assistant Director of Athletics for Sports Medicine. McCall came to Southern Miss in 2003 after serving as the Director of Sports Medicine and an adjunct faculty member in the athletic training education program at the University of Wyoming for two years. Prior to working at Wyoming, McCall served as the Head Athletic Trainer for Football and Assistant Athletic Trainer at Marshall University for two years. He took the job at Marshall after working as an assistant athletic trainer at Georgia Southern, where he handled the medical coverage for the men's basketball and baseball teams from 1998-99. A native of Elba, Ala., McCall earned his bachelor's degree in athletic training and sports medicine from the University of Alabama in 1996. While at Alabama, McCall worked with the football, basketball and gymnastics programs, as well as other Olympic sports. In 1998, McCall completed his master's degree in sport administration at Southern Miss, while working with the Golden Eagle football team. In 2003, McCall was awarded the Jack Davis Professional Achievement Award from the University of Alabama for his outstanding professional accomplishments in the field of athletic training. A certified member of the National Athletic Trainer's Association, McCall also gained experience while working with the Jacksonville Jaguars of the NFL (training camp, 1996), the Shreveport Pirates of the CFL (training camp, 1995) and the Blue/ Gray All-Star football game in Montgomery, Ala.



Patrick Stewart (22nd season)

Assistant AD/ Equipment Operations


Patrick Stewart is in his 12th year as the Director of Equipment Operations, 21st year overseeing the equipment room and 22nd year overall as a member of the Southern Miss equipment staff. A native of Miamisburg, Ohio, Stewart came to Southern Miss after serving as a student manager at the University of Cincinnati for five years. He administers the total equipment operation and day-to-day business for the athletic department with primary emphasis on football as well as oversight for the sports of men's and women's golf, track and baseball. He also oversees inventory and purchasing for the entire department. He received his bachelor's degree in business administration in 1996 from the University of Cincinnati and was awarded his master's in sport administration at Southern Miss in 1997. In addition to his experience on the collegiate level, Stewart has served as an intern with the Cleveland Browns and with the Baltimore Ravens of the NFL. He is a member of the Athletic Equipment Managers Association and received his certification in June 1996. He is a former President of District 4 of the Athletic Equipment Managers Association (A.E.M.A.), after serving six years as Vice President and also held a five-year term as chairman of Conference USA Equipment Managers. The Athletic Equipment Managers Association held its annual convention in New Orleans during the summer of 2002, and Stewart was one of its featured speakers. The Southern Miss Equipment Department was honored as the best equipment operation in Conference USA for 1999-00 and 2001-02, as voted on by the other equipment managers in the conference. In 2003 and 2006, Stewart was honored with the Jeff Boss District 4 Equipment Manager of the Year Award, signifying the top equipment manager in the district as selected by his peers. He was also nominated for the Glenn Sharpe Award in 2006, given annually to the top equipment manager in the nation. Stewart is married to the former Ty/Shuna Dyess of Bassfield, Miss.



Harley Warren (first season)

Assistant Equipment Manager

Harley Warren joins the equipment staff after serving as a graduate assistant in the same position. Warren was a student equipment manager from 2011-13 and was a student manager as Mississippi Gulf Community College from 2009-11. Warren also gained experience at the professional level, interning for the New Orleans Saints and Voodoo during the 2015-2016 season. Warren is married to Cathryn Warren and they welcomed their first child, Ryan Renee Warren, to their family this past June.



Dexter Hollingsworth
Offensive Graduate Assistant



Bryan Stork
Offensive Graduate Assistant



Kenny Tolbert
Defensive Graduate Assistant



Aaron Taylor
Defensive Graduate Assistant



Meet the 2017 Southern Miss Golden Eagles



Justin Abston (25)

5-11 | 183 | DB | RS SR
Mobile, Ala. | Davidson HS

2016 (RS Junior): Played in each of the first eight games ... Made seven tackles on the year (three solo) ... Recorded a pair of solo stops in the opening win at Kentucky ... Also totaled two each against Troy and Rice while assisting on one at UTSA.

2015 (RS Sophomore): Appeared in all 14 games, primarily on special teams ... Finished with nine tackles (six solo) on the season ... Notched season-high three stops at Charlotte (10/24).

2014 (Sophomore): Did not compete during the season, taking a redshirt.

2013 (Freshman): Played in five games on the season ... Saw a majority of action in the Golden Eagles' 62-27 victory at UAB ... Notched a pair of solo tackles against the Blazers.

High School: Attended Grayson High School (2010, 2011) before concluding prep career at Davidson High School (2012, 2013) ... Helped the teams to the State Playoffs as a sophomore, junior and senior ... Notched 108 career tackles in two seasons at Davidson HS with five career interceptions ... As a senior, recorded 78 stops and four picks ... Had two interceptions, three pass break ups and five tackles as a senior against Mary G. Montgomery HS.

Personal: Full name is Justin Alexander Abston ... Son of Camelia Wicks and James Abston ... Has three sisters, Shantel Abston, Jasmine Abston and Kiara Hicks ... Cousin, Spencer Johnson, played collegiate football at Auburn and is currently in the NFL with the Buffalo Bills ... Born on July 7, 1995 in Fort Walton Beach, Fla. ... Majoring in electronics.



Julian Allen (11)

TE | 6-3 | 234 | RS SR
Sewell, N.J. | Lackawanna College

2016 (Redshirt Junior): Totaled 19 catches for 281 yards as the starting tight end ... Made a strong first impression with an 18-yard touchdown catch in front of the pylon at Kentucky, putting Southern Miss within 35-31 en route to the dramatic win ... Finished with three catches for 30 yards in that game ... Broke free for a career-long 82-yard catch in the win at Rice that also broke the school's total offense record (702 yards) ... Recorded a pair of catches each against Savannah State, Troy, Marshall and Old Dominion ... Also had a 52-yard reception against The Herd.

2015 (Redshirt Junior): Did not play; redshirted.

2014 (Sophomore, Lackawanna College): Ranked No. 4 Junior College Tight End in the country by JCGridiron.com (Rivals) and No. 7 JuCo Tight End by 247sports.com ... Collected eight receptions for 133 yards and two touchdowns ... Recorded four catches for 82 yards and two touchdowns in a road victory at Navy Prep.

2013 (Freshman, Lackawanna College): Played tight end at Lackawanna College in Scranton, Pa. ... Tallied six receptions for 58 yards and two touchdowns as a rookie.

High School: Played wide receiver and defensive end at Washington Township High School in Sewell, N.J. ... Helped the Minutemen to a 7-3 record as a junior, boasting 35 receptions and three touchdowns ... Also tallied 28 tackles and forced a turnover ... Named All-District as a junior.

Personal: Full name is Julian Landon Allen ... Son of Tracy and Rob Allen ... Has a younger sister, Jordyn, and a younger brother, Jaden ... Cousins Andre and Anthony Dirrell are professional boxers ... Born on May 31, 1994 in Philadelphia, Pa. ... Majoring in entrepreneurship.



Jomez Applewhite (7)

DB | 6-1 | 180 | RS SR
Bassfield, Miss. | Bassfield HS

2016 (Redshirt Junior): Played in eight games ... Totaled three tackles on the year, making a solo stop at North Texas and assisting on two more in the New Orleans Bowl ...

2015 (Redshirt Sophomore): Saw action in all 13 games, seeing time mostly in special teams situations ... Tallied four solo tackles on the year and added one quarterback hurry ... Got season-high two stops at Louisiana Tech ... Added a tackle against North Texas and Rice.

2014 (Redshirt Freshman): Played in all 12 games on the season, making five starts ... Made collegiate debut on the road against Mississippi State, while earning first college start at home against Alcorn State ... Finished the season with 37 tackles, including 16 solo stops ... Posted 2.5 tackles for loss ... Recorded a pair of interceptions, a pass breakup, a quarterback hurry and a forced fumble ... Picked off a pass against Alcorn State with 57 seconds remaining in the game to preserve a 26-20 victory over the Braves.

2013 (Freshman): Named to the 2013-14 Conference USA Commissioner's Academic Honor Roll ... Did not compete during the season, taking a redshirt.

High School: Played for coach Lance Mancuso at Bassfield High School ... Played both ways, primarily as quarterback, leading the team to a 16-0 record and the MHSAA Class 2A State Championship ... Threw for 696 yards and seven touchdowns ... Named First Team All-District and All-Area as a junior and a senior ... Honor student.

Personal: Full name is Jomez Dioventa Applewhite ... Son of Felicia and Joesph Applewhite ... Has a younger brother, Joesph Jr., and a younger sister, Ashten ... Born on Oct. 11, 1994 in Bassfield, Miss. ... Majoring in biological science.



Meet the 2017 Southern Miss Golden Eagles



Cornell Armstrong (3)

DB | 6-0 | 185 | SR
Bassfield, Miss. | Bassfield HS

2016 (Junior): Started all 13 games as a cornerback ... Led the team with eight pass breakups and nine deflections ... 35 solo tackles were second on the squad, and his 47 total stops were fourth ... Had an interception in the win over Louisiana Tech ... Recorded five tackles (all solo) each in the wins over Kentucky and Louisiana Tech and had a career-high eight total against Marshall ... Also appeared on Conference USA Commissioner's Honor Roll.

2015 (Sophomore): Appeared in 12 regular-season games, starting all 12 at field cornerback ... Was sidelined by injury against Austin Peay (9/12) ... Finished with 47 tackles (37 solo), tied for fifth-best on the team ... Posted a career-high 10 tackles in the C-USA Championship Game at Western Kentucky (12/5) ... Had at least four tackles in six games ... Finished with one tackle for loss and a quarterback hurry ... Ranked second on team with 10 passes broken up ... Picked off two passes, one against North Texas (10/3, the other at Charlotte (10/24).

2014 (Freshman): Named to the Conference USA All-Freshman Team ... Named to the 2014-15 Conference USA Commissioner's Academic Honor Roll ... Played in all 12 games as a true freshman, making five starts ... Made collegiate debut on the road against Mississippi State, while notching first start on the road at North Texas ... Finished the year with 30 tackles, including 22 solo stops ... Notched four pass breakups and recovered a fumble ... Posted a season-high seven solo tackles against UTSA, while adding another seven stops against Rice (five solo, two assisted) ... Recovered a blocked kick against UTEP and returned it 78 yards for a touchdown.

High School: Three star recruit according to 247sports.com and a two star prospect by Rivals.com and Scout.com ... Helped lead Bassfield HS to a Class 2A State Championship ... Hattiesburg American First Team All-State and Clarion Ledger Second Team All-State ... Recorded 62 total career tackles (46 solo), six interceptions, two forced fumbles and three fumble recoveries ... As a senior, played in 14 games, recording 32 total tackles (20 solo) with two interceptions, a forced fumble and two fumble recoveries ... As a junior, played in 12 games, making 19 tackles (16 solo tackles) with a tackle for loss, three interceptions, a forced fumble and a fumble recovery ... As a sophomore, played in five games with 11 tackles (10 solo) with an interception and three pass deflections ... Honor student.

Personal: Full name is Cornell Orlando Armstrong ... Son of Leslie Williams ... Has four sisters, Veonica, Noel, Noreal and Elizabeth ... Uncle, Eric Booth, played football at Southern Miss ... Born on Sept. 22, 1995 in Inglewood, Calif. ... Majoring in exercise science.



Grey Best (58)

OL | 6-2 | 275 | RS FR
Hoover, Ala. | Spain Park HS

2016 (Freshman): Redshirted his first year on campus.



Cody Block (47)

DS | 6-0 | 215 | RS SR
Glendale, Ariz. | Glendale CC

2016 (Redshirt Junior): Served as the team's primary deep snapper in all 13 games, making unassisted and solo tackles against Troy as well ... Recovered a fumble at North Texas.

2015 (Redshirt Sophomore): Appeared in three games, including against Austin Peay (9/12), at Rice (11/14) and against Washington in Heart of Dallas Bowl (12/26).

2014 (Redshirt Freshman, Glendale CC): Played at Glendale Community College in Glendale, Ariz., serving as the deep snapper.

2013 (Freshman, Nevada): Began collegiate career at the University of Nevada in Reno, Nev. ... Did not compete during the season, taking a redshirt.

High School: Played middle linebacker and on the offensive line at Mountain Ridge High School in Peoria, Ariz., while also serving as the team's deep snapper ... Earned Second Team All-State and All-District as a senior.

Personal: Full name is Cody Jon Block ... Son of Krista and Chris Block ... Has a younger brother, Kyle ... Cousin, Eryn Spencer, plays soccer at TCU, and a cousin, Kendall, is on the rowing team at UCLA ... Father, Chris Block, played football at UCLA, while mother, Krista Block was a gymnast at Cal ... Born on Dec. 28, 1994 ... Undeclared major.



Racheem Boothe (41)

LB | 6-0 | 230 | RS FR
Bassfield, Miss. | Bassfield HS

2016 (Freshman): Redshirted his first year on campus.

High School: Three-star recruit (24/7sports.com) ... Helped Bassfield earn consecutive Mississippi Class 2A state championships ... Played in 2015 Mississippi/Alabama All-Star Game ... Second-team All-State by Jackson Clarion-Ledger ... As a senior, collected 101 tackles, with 12 for loss, including six sacks ... Forced two fumbles, recovered two fumbles ... Credited with 18 quarterback hurries ... Made three interceptions and returned them 118 yards ... On offense, caught 15 passes for 431 yards and seven touchdowns ... As a junior, piled up 143 tackles, with 16 tackles for loss, including a sack ... Forced three fumbles; recovered five fumbles ... Broke up seven passes.



Meet the 2017 Southern Miss Golden Eagles



Trae Collins (2)

DB | 5-11 | 184 | RS SR
Columbus, Miss. | New Hope HS

2016 (Redshirt Junior): Started 10 of the 11 games in which he appeared ... Picked up 26 tackles (18 solo) and had three pass breakups ... Made a season-high five stops at LSU, sandwiched around four each against UTSA and Marshall ... Recorded his first-career interception at the best time, late in the third quarter and deep in Southern Miss territory as Kentucky attempted to regain the lead ... Also made three tackles against Charlotte.

2015 (Redshirt Sophomore): Appeared in 13 games, starting one, and finished with 28 tackles (23 solo) ... Had a career-high six tackles twice, against North Texas (10/3) and at Louisiana Tech (11/28) ... Also had two pass breakups ... Forced a fumble, recovered a fumble at Rice (11/14) ... Made first-career start in Heart of Dallas Bowl, producing three solo tackles along the way.

2014 (Redshirt Freshman): Played in 10 games on the year ... Made collegiate debut on the road in the season opener against Mississippi State ... Recorded 13 tackles on the year, including 11 solo stops ... Notched a tackle for loss at North Texas ... Registered a pass break up against the Mean Green while adding a fumble recovery at Middle Tennessee.

2013 (Freshman): Did not play; redshirted.

High School: Two-star recruit by Rivals.com, Scout.com and 247sports.com ... Played for coach Michael Bradley at New Hope High School ... Led Class 5A ranks with nine interceptions as a junior in 2011 ... Named to Clarion-Ledger's Top 40 recruits for 2012 ... Earned First Team All-District, All-Area, All-Region and All-Metro as a junior and senior ... Tallied 1,000 yards receiving in final two prep seasons, recording 10 touchdowns ... Had 70 tackles with 14 interceptions ... Also played baseball, earning All-District accolades.

Personal: Full name is Traeshaun Jamal Collins ... Son of Shirley and Darrell Hill ... Has a younger brother, Danielle ... Born on Oct. 4, 1994 in Columbus, Miss. ... Majoring in criminal justice.



Rod Crayton (90)

DL | 6-1 | 287 | RS SR
Dadeville, Ala. | Dadeville HS

2016 (Redshirt Junior): Played in 10 games and totaled seven tackles on the year ... Made two solo stops in the home opener versus Savannah State ... Also assisted on two at UTSA ... Combined on one each against Troy, Marshall and Old Dominion.

2015 (Redshirt Sophomore): Appeared in eight games ... Had eight tackles, including career-best five against Austin Peay (9/12) ... Had one tackle for loss.

2014 (Redshirt Freshman): Played in six games on the season ... Made collegiate debut at Mississippi State, while also seeing time

against No. 3 Alabama, Rice, Middle Tennessee, UTEP and UTSA ... Recorded seven tackles on the year (one solo, six assisted) ... Had a season-high three stops in the season opener at Mississippi State ... Also had a pair of stops at No. 3 Alabama.

2013 (Freshman): Did not compete during the season, taking a redshirt.

High School: Three-star recruit and the No. 26 player in Alabama by ESPN.com ... Three-star recruit and No. 44 in Alabama by 247Sports.com ... Three-star recruit and the nation's No. 36 DT by Rivals.com ... Played for coach Richard White at Dadeville High School ... Named the ASWA Class 4A Lineman of the Year ... Also earned First-Team All-Area honors according to Opelika-Auburn News ... Participated in the Alabama-Mississippi All-Star game ... Tallied 157 tackles, four sacks and six fumble recoveries during senior campaign.

Personal: Full name is Rodriguz Crayton ... Son of Patricia and Harvey Wyckoff ... Has a brother, Jai Graham, and a sister, Kira Crayton ... Cousin, Rodney Crayton, played football at Auburn ... Born on Jan. 12, 1995 in Alexander City, Ala. ... Undeclared major.



Walden Davis (5)

DB | 6-0 | 201 | RS JR
Decatur, Ga. | Peachtree Ridge HS

2016 (Redshirt Sophomore): Started two games and played in seven overall ... Made two solo stops, a season-high, in New Orleans Bowl ... Had one each against Kentucky and Savannah State to open the year ... Also collected tackles against UTSA, North Texas and Louisiana Tech ... C-USA Commissioner's Honor Roll as well.

2015 (Redshirt Freshman): Appeared in nine games, all on special teams ... Finished with six tackles (four solo), including career-high three against Austin Peay (9/12).

2014 (Freshman): Named a 2014-15 Conference USA Commissioner's Academic Medalist ... Named to the 2014-15 Conference USA Commissioner's Academic Honor Roll ... Did not compete during the season, taking a redshirt.

High School: Three-star athlete according to 247sports.com and a two-star prospect according to Rivals.com and Scout.com ... As a senior, 61 total tackles (52 solo tackles), with 7.5 tackles for loss, five interceptions and a forced fumble ... As a junior, 420 yards rushing on 79 carries (5.32 yards per carry / 52.5 yards per game) with two rushing touchdowns ... As a sophomore, 260 yards rushing on 45 carries (5.78 yards per carry), one reception for 27 yards and a receiving touchdown ... Tabbed Gwinnett Player of the Month in October (2013) and November (2013), while earning Player of the Week (September 2013) accolades ... Earned First Team All-Metro, Second Team All-Region and Honorable Mention All-Area honors as a senior ... Also played baseball ... Honor student.

Personal: Full name is Walden Davis III ... Son of Janika Jackson and Walden Davis ... Has a younger brother, Jaden Davis ... Born on Aug. 27, 1996 in Atlanta, Ga. ... Majoring in business.



Meet the 2017 Southern Miss Golden Eagles



Derrick Dixon (45)

DL | 6-3 | 262 | RS SR
Lancaster, Pa. | Lackawanna College

2016 (Redshirt Junior): Appeared in five games for his first Southern Miss season ... Made five total tackles (four solo) in home opener versus Savannah State ... Included in that game was a game-best 2.5 TFL ... Also assisted on a pair of stops at UTEP.

2015 (Junior): Did not play; redshirted.

2014 (Sophomore, Lackawanna College): Played in 10 games, recording 46 tackles on the year (24 solo, 22 assisted) ... Registered 16 tackles for loss for 92 yards, including 7.5 sacks for 59 yards ... Forced a fumble, while recording a pass breakup.

2013 (Freshman, Lackawanna College): Played defensive end at Lackawanna College in Scranton, Pa. ... Played in seven games as a rookie, making 13 tackles (seven solo, six assisted) ... Combined for a tackle for loss and forced a fumble.

High School: Played at J.P. McCaskey High School in Lancaster, Pa. ... Named Honorable Mention as a senior ... Also played basketball and baseball.

Personal: Full name is Derrick Lyndell Dixon ... Son of Sonia Rodriguez and Derrick Dixon Sr. ... Has a younger brother, Dajian ... Born on Jan. 14, 1995 in Lancaster, Pa. ... Majoring in business management.



Drake Dorbeck (79)

OL | 6-6 | 320 | RS SO
Vicksburg, Miss. | St. Aloysius HS

2016 (Redshirt Freshman): Saw action in games against Savannah State, Troy, North Texas and LA Tech.

2015 (Freshman): Did not play; redshirted.

High School: Played offensive and defensive line at St. Aloysius High School in Vicksburg, Miss. ... Helped lead the Flashes to the playoffs as a junior and senior, finishing as the State Runner-Up as a senior ... Named First Team All-District as a freshman, sophomore, junior and senior, while taking home First Team All-Region accolades as a sophomore, junior and senior ... Tabbed Second Team All-State as a senior ... Selected to the Mississippi vs. Alabama All-Star Game ... Also played baseball and basketball ... Named All-State, All-Region and All-District in baseball, while taking home All-Region and All-District honors in basketball.

Personal: Full name is Drake Wilson Dorbeck ... Son of Deloris Evans and Tod Dorbeck ... Has two brothers, Matthew Dorbeck and Jordan Dorbeck, and four sisters, Lauren Dorbeck, Allie Gamble, Dayton Gamble and Claire Gamble ... Born on Oct. 7, 1996 in Vicksburg, Miss. ... Majoring in kinesiology.



Kelsey Douglas (6)

DB | 5-11 | 192 | RS SR
Missouri City, Texas | Hightower HS

2016 (Senior): Made his first start in the regular-season finale versus Louisiana Tech, recording two stops ... Appeared in 12 of the team's 13 games and made 16 tackles ... Produced a season-high three solo stops at UTEP and had four overall versus Charlotte ... Also collected a solo and assisted tackle at LSU.

2015 (Junior): Did not play; redshirted.

2014 (Sophomore): Played in the first five games of the year before suffering a season-ending injury ... Recorded three tackles (two solo, one assisted) ... Notched two solo stops in the season opener at Mississippi State, while adding an assisted tackle in the home opener against Alcorn State ... Also saw time against No. 3 Alabama, Appalachian State and Rice.

2013 (Freshman): Played in all 12 games on the season, making six starts during rookie campaign ... Made collegiate debut in the season-opener against Texas State ... Earned first collegiate start on the road against No. 22 Nebraska ... Finished the season with 68 tackles (33 solo, 35 assisted) ... Posted double-digit tackles in three games -- East Carolina, Louisiana Tech and Florida Atlantic ... Had a career-high 11 tackles against Louisiana Tech ... Had a career-high eight solo stops against Florida Atlantic, while notching a season-best eight assisted tackles at No. 22 Nebraska ... Notched 3.5 sacks on the year ... Forced a fumble at Louisiana Tech and recorded a pass break up against Middle Tennessee ... Notched first collegiate interception against Arkansas, returning the ball for 25 yards.

High School: Three-star recruit by 247Sports.com and the No. 109 safety prospect nationally ... Two-star recruit by Scout.com and Rivals.com ... Played for coach Padraic McGinnis at Fort Bend Hightower High School ... Helped Hurricanes to the State Playoffs as a sophomore and a junior ... Notched a career best four interceptions as junior.

Personal: Full name is Kelsey Dominick Douglas ... Son of Ingrid and Derrick Douglas ... Has two older sisters, Chassidy and Starsha ... Dad, Derrick, played college football at Louisiana Tech before playing in the NFL with the Cleveland Browns and the Tampa Bay Buccaneers ... Born on May 17, 1995 in Missouri City, Texas ... Undeclared major.



Meet the 2017 Southern Miss Golden Eagles



Zac Everett (93)

P | 6-1 | 190 | RS FR
Saraland, Ala. | Saraland HS

2016 (Freshman): Did not see game action.



Allen Fails, Jr. (49)

LB | 6-2 | 216 | SR
Hattiesburg, Miss. | East Central CC

2016 (Junior): Appeared in the season opener at Kentucky.

2015 (Sophomore/East Central CC): Moved to linebacker ... Finished with 27 tackles (19 solo), including 2.5 sacks ... Forced a fumble.

2014 (Freshman/East Central CC): Played receiver, making eight catches for 71 yards.

High School: Did a little of everything in three years at North Forrest High School ... Completed 11 of 24 passes for 169 yards and three touchdowns with three interceptions; netted 77 yards on 30 carries; caught two passes for 18 yards and two touchdowns ... On defense, collected 28 tackles (21 solo) ... Averaged 16.5 points, 9.7 rebounds in basketball during senior year.



Devin Farris (78)

OL | 6-4 | 308 | RS SR
Waynesboro, Miss. | Wayne County HS

2016 (Redshirt Junior): Appeared in all 13 games, starting eight ... Was instrumental in the Golden Eagles breaking school-record of 702 yards of offense against Rice ... Squad finished No. 21 nationally in total offense.

2015 (Redshirt Sophomore): Appeared in all 14 games, starting 12 at right guard ... Has started 19 games over past two seasons ... Helped Golden Eagles rush for 2,517 yards in 2015, the first Southern Miss team to top 2,000 yards since 2011 ... Ranked fourth on team with 38 knockdown blocks during regular season.

2014 (Redshirt Freshman): Played in all 12 games on the season, making seven starts ... Made first collegiate start on the road at Middle Tennessee and started the final seven games of the year ... Helped the team rush for 1,149 yards, while passing for an additional 3,231 for a total offensive production of 4,380.

2013 (Freshman): Played in just two games as a freshman but suffered a season-ending injury ... Made collegiate debut at No. 22 Nebraska ... Also saw action at Boise State ... Received a medical redshirt.

High School: Three-star recruit by Scout.com and two-star recruit by Rivals.com and 247Sports.com ... Ranked as the No. 39 prospect in Mississippi by 247Sports.com ... Four-year letterwinner for coach Todd Mangum at Wayne County High School ... Participated in the Alabama-Mississippi All-Star Game ... Named to the First Team Coaches' 5A All-State squad as an offensive tackle and the Clarion Ledger's First Team All-State member ... Also voted All-District ... Paved the way up front for the balanced War Eagles, who rushed for 1,907 yards and threw for 1,607 yards as they finished 10-3 in 2012 ... Finished third in state competition in powerlifting in the 308 lb. weight class ... Member of the honor roll, as well as the Fellowship of Christian Athletes (FCA), Student Council and Beta Club ... Voted Junior Class Vice President ... Named to Who's Who and was voted class favorite and friendliest.

Personal: Full name is Devin Micheal Farris ... Son of Rhonda and John Farris ... Has two older brothers, Kurt Kittrell and Kyle Kittrell ... Born on July 13, 1995 in Waynesboro, Miss. ... Majoring in sport management.



Arvin Fletcher (63)

OL | 6-3 | 310 | RS FR
Madison, Miss. | Germantown HS

2016 (Freshman): Redshirted his first year on campus.

High School: Two-way interior lineman at Germantown ... Two-star recruit by Rivals.com ... 2015 first-team Class 5A All-State selection by Mississippi Association of Coaches; second-team All-USA Mississippi ... Started at guard in Mississippi-Alabama High School All-Star Football Classic ... In 29 career games at Germantown, collected 65 tackles with 13 quarterback hurries.



Gavin Greene (91)

LB | 6-1 | 247 | RS FR
Destin, Fla. | Niceville HS

2016 (Freshman): Redshirted his first year on campus.

High School: Honorable mention Class 6A All-State Elite Team selection by FloridaHSFootball.com ... Helped Eagles to 10-3 season and Region 3-6A crown ... Standout senior season with 118 tackles (49 solo), including five sacks ... Forced two fumbles, credited with two quarterback hurries.

Personal: Son of National Football League Hall of Famer Kevin Greene and mother Tara.



Meet the 2017 Southern Miss Golden Eagles



Kwadra Griggs (7)

QB | 6-4 | 216 | RS JR
Greenwood, Miss. | Itawamba CC

2016 (Junior): Redshirted his first year on campus.

2015 (Sophomore/Itawamba CC): Appeared in 10 games ... Threw for 2,138 yards and 18 touchdowns, completing 59.8 percent of his passes (199 of 333).

2014 (Freshman/Itawamba CC): Appeared in nine games ... Threw for 1,062 yards and nine touchdowns, completing 54.4 percent of his passes (87 of 160).

High School: Averaged 204.3 yards per game in three seasons at Greenwood High ... Threw for 6,538 yards and 56 touchdowns ... Also rushed for 370 yards and 14 scores ... Also played baseball.



Ernest Gunn (29)

DB | 6-1 | 188 | RS SO
Selma, Ala. | Selma HS

2016 (Redshirt Freshman): Played in 12 games and made a solo tackle at North Texas.

2015 (Freshman): Did not play; redshirted.

High School: Played his senior season at Northview High School in Johns Creek, Ga. ... Played cornerback and wide receiver for the Titans ... Named First Team All-District, All-Area and All-Region as a senior ... Registered 33 tackles (25 solo, eight assisted) in 10 games with NHS ... Recorded two interceptions, a tackle for loss, a pass defense and forced a fumble as a senior ... Returned to Selma High School to graduate.

Personal: Full name is Ernest Beneard Gunn Jr. ... Son of Lashunda Bender and Ernest Gunn Sr. ... Has two brothers, James Bender and Witney Gunn, and has one sister, Princ'Chasity Gunn ... Born on June 28, 1995 in Selma, Ala. ... Majoring in electrical engineering.



Andre Hale (31)

RB | 5-9 | 194 | RS FR
Orlando, Fla. | Lake Nona HS

2016 (Freshman): Redshirted his first year on campus.

High School: Two-star recruit (24/7sports.com) ... As a senior, averaged 9.4 yards a reception with three receiving touchdowns, while rushing for nearly 500 yards and a touchdown ... Rushed for 2,416 yards and 27 touchdowns during his first three seasons at Lake Nona ... Averaged 7.4 yards per carry over his first three seasons and scored 33 touchdowns all told ... As a junior, ran for 958 yards and 11 touchdowns, averaging 9.2 yards a carry ... Had five, 100-yard rushing games ... Also had 187 yards and five touchdowns receiving ... As a sophomore, ran for 728 yards and eight touchdowns ... As a freshman, ran for 730 yards and eight touchdowns.



Jerry Harris (74)

OL | 6-3 | 302 | RS SR
Hueytown, Ala. | Hueytown HS

2016 (Redshirt Junior): Appeared in eight games as a reserve ... Was instrumental in the Golden Eagles breaking school-record of 702 yards of offense against Rice ... Squad finished No. 21 nationally in total offense.

2015 (Redshirt Sophomore): Appeared in three games, all in a reserve role ... Registered 14 knockdown blocks.

2014 (Redshirt Freshman): Played in 10 games on the season, making four starts ... Made collegiate debut in the season opener on the road at Mississippi State ... Made first collegiate start in the home opener against Alcorn State ... Also earned starts against No. 3 Alabama, North Texas and Louisiana Tech ... Helped the team rush for 1,149 yards, while passing for an additional 3,231 for a total offensive production of 4,380.

2013 (Freshman): Did not compete during the season, taking a redshirt.

High School: Three-star recruit and No. 47 in Alabama by 247Sports.com ... Two-star recruit by Scout.com and Rivals.com ... Played for coach Matt Scott at Hueytown High School ... Helped lead HHS to a Class 5A, Region 5 title in 2012 ... Also played basketball at Hueytown HS.

Personal: Full name is Jerry Leneal Harris ... Son of Teresa and Jerry Harris Sr. ... Has four brothers -- Ju'Nais Smoot, Jeremiah Harris, Jamel Roby and Jakobe Roby -- and two sisters -- Jakeria Smoot and Jeriel Harris ... Father, Jerry Harris, played football for Alabama A&M ... Born on Jan. 22, 1995 in Birmingham, Ala. ... Majoring in physical education.



Meet the 2017 Southern Miss Golden Eagles



LaDarius Harris (43)

DL | 6-2 | 259 | JR
Pinson, Ala. | Clay-Chalkville HS

2016 (Sophomore): Was able to start six of the 13 games in which he appeared ... Posted 30 tackles (seven solo), with 5.0 for loss ... Tied his career-high with five tackles versus Troy and had six the following week at UTEP ... Two of his five tackles the next game at Rice then preceded another six (all assisted) at UTSA ... Four of his five TFL for the year came between the UTEP and UTSA weeks, including two versus the Roadrunners ... Assisted on a four-yard sack at ODU, his first of the year.

2015 (Freshman): Appeared in 11 games and finished with 15 tackles (eight solo) ... Logged a career-high five tackles at Marshall ... Had 2.5 tackles for loss, including two sacks ... Only one of six Golden Eagles to record two or more sacks on the season ... Also had two quarterback hurries.

High School: Played defensive tackle at Clay-Chalkville High School in Pinson, Ala. ... Helped lead the Cougars to the playoffs as a sophomore, junior and senior, winning the State Championship with a perfect 15-0 record as a senior ... Helped Clay-Chalkville HS to a 47-4 overall record in four seasons ... Named Second Team All-Region as a senior ... Also played basketball.

Personal: Full name is LaDarius LaQuan Harris ... Son of Shelia and Jimmy Harris ... Born on Feb. 12, 1997 in Tuscaloosa, Ala. ... Undeclared major.



Keon Howard (2)

QB | 6-1 | 205 | SO
Laurel, Miss. | Laurel HS

2016 (Freshman): Started both the Old Dominion (Nov. 12) and North Texas (Nov. 19) games after planning on being redshirted ... Was the team's leading rusher in that first game, running for 98 yards on 28 attempts with a touchdown ... Also passed for 230 yards on 12-for-24 attempts ... Rallied the team to three touchdowns in 12 minutes in the second half to pull tight within the Monarchs ... Had a 19-yard rush against North Texas ... Also went up the middle for a four-yard TD run to open the Louisiana Tech win ... Had three completions of 30 yards or more in his limited duty and two rushes of at least 20 yards.

High School: Three-star recruit (24/7sports.com) ... Threw four touchdowns passes as Mississippi snapped a seven-year losing streak with a 28-21 victory in the 2015 Mississippi/Alabama All-Star Football Classic ... Two-time, second-team All-State by Jackson Clarion-Ledger ... 2015 Preseason Clarion-Ledger Dandy Dozen ... Led Laurel to Class 5A state championship in 2015; helped Tornados to South State title game in 2015, 2013; led Laurel to spot in Class 4A playoffs in 2012 ... Four-year starter, averaged nearly 240 yards total offense per game over his career ... As a senior, threw for 3,317 yards with 43 touchdowns and 18 interceptions ... Rushed for 456 yards and three scores ... As a junior, passed for 3,631 yards and

25 touchdowns, while rushing for 456 yards and 12 touchdowns ... As a sophomore, threw for 2,625 yards and 25 touchdowns, while rushing for 305 yards and five touchdowns ... As a freshman, threw for 1,959 yards and 15 touchdowns, while rushing for 157 yards and five touchdowns ... Also a standout in basketball.



Isaiah Jones (88)

WR | 6-4 | 202 | SR
Milton, Fla. | East Mississippi CC

2016 (Junior): Started nine games and played in 12 overall ... Made a big first impression with a 71-yard touchdown grab at Kentucky to close the first half, beginning a 34-0 rally that would end the night ... Finished the year with 20 catches for 331 yards and two scores ... Also had three catches for 82 yards, all in the first half, in the home-opening win over Savannah State ... Totaled six catches for 65 yards versus Charlotte.

2015 (Redshirt Sophomore/East Mississippi CC): Appeared in six games ... Caught 19 passes for 239 yards and two touchdowns ... Had six catches for 128 yards, including a 55-yard touchdown, against Itawamba ... Had three catches in three other games ... Helped 8-1 Lions to Mississippi Association of Community and Junior Colleges North Division title ... Teammate of fellow Southern Miss JuCo transfer receiver Allenzee Staggers.

2014 (Sophomore/Florida State): Declared academically ineligible, though practiced with team during bowl preparations.

2013 (Freshman/Florida State): Appeared in five games, making two catches for 31 yards during the Seminoles' national championship season ... Missed the last half of the season with a foot injury.

High School: Consensus 4-star recruit coming out of Milton High School ... Was ranked overall 219th recruit; 30th among all receivers; 30th in Florida ... ESPN 300 (No. 160); Rivals 250 (No. 227); PrepStar Top 300 All-America ... Also played basketball.



Meet the 2017 Southern Miss Golden Eagles



Austin Keel (59)

DS | 5-9 | 194 | RS JR
Gulfport, Miss. | D'Iberville HS

2016 (Redshirt Sophomore): Did not see game action.

2015 (Redshirt Freshman): Did not play.

2014 (Freshman): Named to the 2014-15 Conference USA Commissioner's Academic Honor Roll ... Did not compete during the season, taking a redshirt.

High School: Lettered at D'Iberville High School in D'Iberville, Miss. ... Helped the Warriors to the state playoffs as a sophomore, junior and senior ... Won District Championship as a senior ... Also played soccer ... Honor student.

Personal: Full name is Austin James Keel ... Son of Celonne and Dion Keel ... Has an older brother, Brynнен ... Born on May 1, 1996 in Gulfport, Miss. ... Majoring in business.



Collin Kilcrease (23)

RB | 6-1 | 205 | RS JR
Whitesboro, Texas | Whitesboro HS

2016 (Redshirt Sophomore): Saw action in 11 games after making the switch to running back from linebacker ... Had three carries on the year for eight yards, including a season-best seven on two attempts versus Savannah State ... Other one came at UTEP.

2015 (Redshirt Freshman): Appeared in two games at linebacker, posting his lone career tackle against North Texas (10/3) ... Named to the 2015-16 Conference USA Commissioner's Academic Honor Roll.

2014 (Freshman): Named to the 2014-15 Conference USA Commissioner's Academic Honor Roll ... Did not compete during the season, taking a redshirt.

High School: Played football at Whitesboro High School in Whitesboro, Texas ... Helped the Bearcats to a 10-2 record as a senior ... Named First Team All-District as a sophomore, junior and senior and Second Team All-State as a junior ... Tabbed District 5-2A MVP and competed in the All-Star Oil Bowl ... Amassed over 4,000 career total yards as a running back ... Also played basketball, baseball and was a member of the track & field team ... Honor student and member of the National Honor Society.

Personal: Full name is Collin Wayne Kilcrease ... Son of Dee and David Kilcrease ... Has two older brothers, Travis and Eugene, and an older sister, Marie ... Born on Jan. 23, 1996 in Dallas, Texas ... Majoring in business marketing.



Trey Lingold (53)

LB | 5-11 | 210 | RS FR
Florence, Miss. | Florence HS

2016 (Freshman): Redshirted his first year on campus.

High School: Three-year letterman ... Collected 227 tackles over his career, averaging 7.6 stops per game ... As a senior, made 128 tackles (55 solo), averaging 10.7 tackles per game; posted 10.5 tackles for loss; also forced a fumble and recovered a fumble.



Xavier Marion (1)

DB | 6-0 | 205 | RS JR
Ridgeland, Miss. | Ridgeland HS

2016 (Redshirt Sophomore): Made seven appearances ... Only tackle was a solo stop against Louisiana Tech in regular-season finale.

2015 (Redshirt Freshman): Appeared in eight games, primarily on special teams ... Made first and lone collegiate tackle against Austin Peay (9/12).

2014 (Freshman): Did not compete during the season, taking a redshirt.

High School: Two-star prospect according to Rivals.com, 247sports.com and Scout.com ... Clarion Ledger All-Metro Team ... Lettered at Ridgeland High School in Ridgeland, Miss. ... Tallied 1,507 receiving yards on 109 catches (13.83 per reception / 53.8 per game) with 18 receiving touchdowns and 24 total touchdowns ... Finished prep career with 250 yards rushing on 31 carries (8.07 yards per carry) with four touchdowns and a career long 42 yard rush ... Also notched 108 total tackles (47 solo) with 2.0 tackles for loss, including a sack for a 13-yard loss with three interceptions for 49 yards, 12 pass defenses, two fumble recoveries and two forced fumbles ... In addition, recorded 15 kickoff returns for 312 yards (20.80 average) and 16 punt returns for 139 yards (8.69 average).

Personal: Full name is Xavier Ra'Shad Marion ... Son of Carolyn and Patrick Marion ... Has an older brother, Patrick Jr., and a younger sister, Lovee ... Born on Feb. 2, 1996 in Jackson, Miss. ... Majoring in sport management.



Meet the 2017 Southern Miss Golden Eagles



Demetrius Market (14)

DB | 5-8 | 171 | SO
Batesville, Miss. | South Panola HS

2016 (Freshman): Earned significant playing time as a true freshman with 12 appearances, missing only the North Texas game ... totaled four tackles, with his first two assists coming at Kentucky and UTEP ... later compiled solo stops against Rice and ODU ... enrolled in January.

High School: Three-star recruit ... Second-team 2015 All-State by Jackson Clarion-Ledger ... Two-way player on 2014 Class 6A state championship team ... In final two seasons, logged 2,134 all-purpose yards and 24 touchdowns ... Had 56 catches for 1,003 yards and 13 touchdowns in final two seasons ... Defensively, had 34 tackles, including one for loss over final two years ... Broke up 18 passes and had one interception ... Also forced a fumble and recovered a fumble ... As a senior, returned six kickoffs for 197 yards, including a long of 97 yards.



T.J. McGinnis (33)

WR | 6-2 | 200 | RS FR
Sandhill, Miss. | Pisgah HS

2016 (Freshman): Redshirted his first year on campus.

High School: Two-star recruit ... Played in 2015 Bernard Blackwell All-Star Game ... As a senior, rushed for 1,834 yards and 20 touchdowns ... On defense, finished with 57 tackles, including six for loss ... As a junior, rushed for 2,220 yards and 30 touchdowns.



Hayden McMahan (60)

OL | 6-4 | 271 | RS JR
Wilmer, Ala. | Faith Academy

2016 (Redshirt Sophomore): Made his first-career appearance in the home opener versus Savannah State.

2015 (Redshirt Freshman): Did not see any action during the season.

2014 (Freshman): Did not compete during the season, taking a redshirt.

High School: Two-star prospect according to Rivals.com and Scout.com ... Lettered at Faith Academy in Mobile, Ala. ... Was a quarterback as a sophomore before moving to tight end and eventually to offensive line ... Had seven pancake blocks against Williamson HS ... Also played basketball ... Honor student.

Personal: Full name is Brian Hayden McMahan ... Son of Porsha Black and Brian McMahan ... Has a younger brother, Brandon McMahan, and two younger sisters, Trisha Black and Whitney McMahan ... Born on Nov. 16, 1995 in Foley, Ala. ... Majoring in business management.



Curtis Mikell (19)

DB | 5-9 | 170 | SR
Bassfield, Miss. | Bassfield HS

2016 (Junior): Started four of the 13 games in which he appeared ... Compiled 36 tackles, five solo ... Went all-out on the scene with two interceptions (first of career) in the win at UTEP, the second of which tying a school-record 100 yards on the return ... that game made him the first Golden Eagle with two pickoffs in a game since Marquese Wheaton versus SMU in 2011 ... Kendrick Presley was the previous Southern Miss defender to return an interception the full distance, also in 2011 vs. Memphis ... Mikell followed up that two-interception, three-tackle game by tying career-high of eight stops against Rice ... finished the season with four tackles each against North Texas and Louisiana Tech before posting five in the New Orleans Bowl ... his two interceptions tied for the team-lead, and he was also third with seven kick returns for 116 yards.

2015 (Sophomore): Played in all 14 games, primarily on special teams ... Finishes with 30 tackles (22 solo), including one for loss ... Posted career-high six stops against Austin Peay (9/12) ... Also recovered a fumble during the season ... Had two catches for 23 yards ... Averaged 20.1 yards on seven kickoff returns, with a long of 27 yards ... Third-leading tackler with eight stops (six solo) against Washington (12/26) ... Also caught a fourth-down pass for 22 yards and a first down from punter Tyler Sarrazin ... Returned a kickoff 11 yards.

2014 (Freshman): Played in all 12 games as a true freshman ... Made collegiate debut in the season opener on the road against Mississippi State ... Recorded 48 yards receiving on six catches ... Had a season-high three receptions for a season-best 19 yards at UTSA ... Notched 14 yards against UAB and 10 yard against No. 23 Marshall ... Had a five-yard reception against Mississippi State ... In addition, notched five tackles (two solo, three assisted).

High School: Two-star prospect according to Rivals.com ... Lettered at Bassfield High School ... Hattiesburg American First-Team All-Area ... As a senior, rushed for 153 yards on 13 carries with a touchdown; also had eight catches for 289 yards and four touchdown receptions ... On defense, collected 34 tackles and came away with three interceptions and 11 pass deflections ... Also played baseball ... Earned All-State, All-Region, All-District and Team MVP accolades in baseball ... Honor student.

Personal: Full name is Curtis Ray Mikell Jr. ... Son of Valerie and Curtis Mikell Sr. ... Has an older brother and a younger sister ... Born on Nov. 25, 1995 in Hattiesburg, Miss. ... Majoring in sport management.



Meet the 2017 Southern Miss Golden Eagles



Collin Mills (62)

DS | 6-0 | 244 | RS JR
Citra, Fla. | UCF

2016 (Redshirt Sophomore): Did not see game action.

2015 (Redshirt Freshman/Central Florida):

Did not play.

2014 (Freshman/Central Florida): Did not play; redshirted.

High School: Two-way lineman for North Marion High School and coached by Matt Johnson ... Also served as team's long/deep snapper for two seasons ... Rated a 5-star prospect, ranked 13th nationally, as a long snapper by Kohl's Professional Camps.

Personal: Son of Ed and Jeannine Mills.



Jordan Mitchell (80)


WR | 6-3 | 202 | RS SO
Hattiesburg, Miss. | Oak Grove HS

2016 (RS Freshman): Missed the season due to injury, taking a redshirt.

2015 (Freshman): Appeared in 10 games, catching seven passes for 105 yards ... Caught first collegiate touchdown on a 19-yard catch at Texas State (9/19) ... Had career-high 49 yards on two catches versus TSU ... Had career-best three catches against Austin Peay (9/12) ... Named to C-USA Commissioner's Honor Roll.

High School: Played wide receiver at Oak Grove High School in Hattiesburg ... Helped the Warriors to the 2013 State Championship and a 2014 State Championship Runner-Up finish ... Tabbed Oak Grove's 2014 Offensive Player of the Year ... Named All-Area as a senior ... Tallied 1,347 yards receiving in final two seasons at OGHHS with 76 receptions and 10 touchdowns ... Former teammate of current Golden Eagles Picasso Nelson Jr., and Ty Pollard ... Also played baseball, earning All-District honors ... Batted .346 as a senior, scoring 43 runs, driving in 23 with five doubles and two home runs, en route to a career average of .313 with 69 runs scored and 33 RBI ... Honor student.

Personal: Full name is Jordan Reed Mitchell ... Son of LaHoma Moss-Martin and James Mitchell ... Has two younger brothers, LT and Jaylon, and a younger sister, Kamron ... Born on Aug. 8, 1995 in Hattiesburg, Miss. ... Undeclared major.



Rachuan Mitchell (21)

DB | 5-11 | 190 | RS FR
Jacksonville, Fla. | University Christian School

2016 (Freshman): Redshirted his first year on campus.

High School: Helped University Christian to the school's eighth state title, as the Christians ran over Cambridge Christian 61-16 in the FHSAA Class 2A championship game ... Played at linebacker as a senior, earning second-team Class 2A All-State honors ... Ran leg on University Christian's state champion 4X100 relay team.



Tarvarius Moore (18)

DB | 6-2 | 193 | SR
Quitman, Miss. | Pearl River CC

2016 (Junior): Was one of four Golden Eagles to lead the team with two interceptions ... Played in 13 games and made 17 tackles (11 solo) ... The two pickoffs came against LSU and UL Lafayette ... Four tackles (all solo) in the bowl game victory were a career-high.

2015 (Sophomore/Pearl River CC): First-team All-Mississippi Association of Community and Junior Colleges as kick returner/defensive back ... Returned nine kickoffs for 356 yards (39.6 yards per return), including bringing one back for a 97-yard touchdown against Southwest Mississippi CC ... Finished with 72 tackles (61 solo), including one for loss ... Had eight pass breakups, one interception ... Credited with a quarterback hurry and two forced fumbles.

2014 (Freshman/Pearl River CC): Appeared in seven games, finishing with 11 tackles (10 solo), Had an interception against Southwest Mississippi CC ... Returned two kickoffs against Northeast Mississippi for 29-yard average.

High School: Three-year standout safety at Quitman ... Second-team Class 3A All-State by Mississippi Coaches Association ... Helped Panthers to three, consecutive South State title game appearances.



Meet the 2017 Southern Miss Golden Eagles



Picasso Nelson, Jr. (13)

DB | 5-10 | 195 | SR
Mendenhall, Miss. | Oak Grove HS

2016 (Junior): Played in all 13 games, starting 11 ... Was third on the team in tackles with 48 (22 solo) ... Finished tied for the team lead with two interceptions, both of which came in the fourth quarter of the regular-season finale win over Louisiana Tech (15 yards combined on returns) ... also had a career and team-high nine tackles in that game (six solo) ... combined for a TFL in the opening-win at Kentucky ... tallied two pass breakups as well ... Named Conference USA Defensive Player of the Week (11/28) for his play in the season finale against Louisiana Tech ... Tabbed to C-USA All-Academic squad for the second time ... Earned CoSIDA Academic first-team honors for the second time.

2015 (Sophomore): Played in all 14 games, starting 10 ... Third-leading tackler with 59 stops (42 solo), including five tackles for loss ... Matched career-high with seven tackles at Nebraska (9/26), against North Texas (10/3) and against Old Dominion (11/21) ... Broke up five passes and forced a fumble ... Blocked a punt against Austin Peay (9/12) ... Named first-team CoSIDA Academic All-District ... Named to C-USA All-Academic team ... Made six tackles (two solo) and a pass breakup against Washington in the Heart of Dallas Bowl.

2014 (Freshman): Named a 2014-15 Conference USA Commissioner's Academic Medalist ... Named to the 2014-15 Conference USA Commissioner's Academic Honor Roll ... Played in all 12 games of the season as a true freshman, making 10 starts ... Made collegiate debut in a start in the season opener at Mississippi State ... Finished the year with 36 tackles (21 solo, 15 assisted), seven pass breakups, two interceptions and a quarterback hurry ... Notched a season-best five tackles against Mississippi State, Alcorn State, Rice and UTSA ... Recorded first collegiate interception against App State, returning it for eight yards ... Boasted a 45-yard interception return against Rice ... Had a pair of pass breakups against Louisiana Tech and No. 23 Marshall, while adding breakups versus Rice, Middle Tennessee and UTSA ... Credited with a QB hurry against the Thundering Herd.

High School: Two-star prospect according to Rivals.com, 247sports.com and Scout.com ... Lettered at Oak Grove High School in Hattiesburg, Miss ... Helped the Warriors to the 2013 State Championship ... Named First-Team All-Area by the Hattiesburg American ... Played in the Mississippi-Alabama All-Star Game ... Voted by team as Best Defensive Back ... Posted 45 total tackles, including 28 solo stops with four tackles for loss as a senior ... Also a member of the track & field and powerlifting teams ... Won the 6A State Title in the 4x4, setting the OGHS school record ... Honor student and member of the Beta Club.

Personal: Full name is Picasso Chavez Nelson Jr ... Son of Chan Willis and Picasso Nelson Sr. ... Has three younger sisters, Linzee Nelson, Lauryn Nelson and Hannah Brown ... Father, Picasso, played football in the NFL and CFL ... Cousin, Kenny Shed, played football in the NFL with the Oakland Raiders and the Tennessee Titans, while great uncle, Eugene Bowen, played in the NFL with the

Dallas Cowboys ... Born on April 15, 1996 in Mendenhall, Miss ... Majoring in business and finance.



Ben Olinger (85)

WR | 5-9 | 175 | RS SR
Hoover, Ala. | Jacksonville State

2016 (Redshirt Junior): Made his collegiate debut in the home opener versus Savannah State and had a two-yard rush.

2015 (Redshirt Sophomore): Did not play.

2014 (Redshirt Freshman): Did not compete during the season.

2013 (Freshman, Jacksonville State): Began collegiate career at Jacksonville State in Jacksonville, Ala. ... Did not compete during the season, taking a redshirt.

High School: Played wide receiver at Spain Park High School for Chip Lindsey in Hoover, Ala. ... Helped lead the Jaguars to the playoffs as a sophomore, junior and senior ... Member of the 2012 Region 4 Championship team, the first in school history ... Selected to play in the North / South All-Star Game ... Voted team captain ... Also played basketball.

Personal: Full name is Benjamin Charles Olinger ... Son of Nancy Olinger and Marty Olinger ... Has two brothers, Jason and Zac ... Brother, Jason, played baseball at Huntingdon, while brother, Zac, played football at Columbia ... Born on May 23, 1994 in Greenville, S.C. ... Majoring in business management.



Meet the 2017 Southern Miss Golden Eagles



Evan Osborne (34)

LB | 6-5 | 206 | RS SR
Pearl, Miss. | Pearl HS

2016 (Senior): Sat out the season; redshirted.


2015 (Junior): Appeared in all 14 games, primarily on special teams ... Finished with 16 tackles (nine solo) ... Has season-high three tackles against Austin Peay (9/12), at Texas State (9/19) and at Rice (11/4) ... Returned a fumble 28 yards at Louisiana Tech (11/28).

2014 (Sophomore): Played in seven games on the year, primarily on special teams ... Recorded a solo tackle against Rice.

2013 (Freshman): Played in 11 of 12 games on the season as a true freshman ... Finished inaugural season with seven tackles ... Had a season-best two stops against Marshall, while adding tackles against No. 22 Nebraska, FIU, North Texas, Louisiana Tech and Middle Tennessee ... Made collegiate debut in season-opener against Texas State.

High School: Played for coach John Perry at Pearl High School ... Played both ways for the Pirates ... Tallied 243 tackles in final two seasons, including a season-high 138 as a junior ... Also added 209 yards passing and 71 yards rushing ... Named to the Clarion-Ledger First Team All-Metro Defensive squad as well as the Class 5A MHSAA Coaches' First Team All-State at outside linebacker ... Dubbed Best of the Rest and Top 50 ... Played with former Southern Miss teammate D.J. Thompson ... Also a member of the track & field team ... Named All-State, All-Region, All-District and Team MVP of track & field team ... Set state record in 110 meter hurdles ... Three-time State Champion in track and named Gatorade Athlete of the Year.

Personal: Full name is Robert Evan Osborne ... Son of Bobette and Steve Osborne ... Has an older brother, Hunter ... Great uncle, Lamar Blount, played football in the NFL, while father, Steve, played football at Arkansas ... Born on May 4, 1994 in Flowood, Miss. ... Majoring in sociology with a minor in business.



Tez Parks (8)

RB | 6-1 | 210 | RS JR
LaGrange, Ga. | Callaway HS

2016 (Junior): Appeared in 12 games, missing only the regular season finale against LA Tech ... Had 34 carries for 155 yards, including a career-best 68 yards on 13 carries against Savannah State in the home opener ... Longest rush was a 17-yard gallop versus the Tigers ... Was the team's primary kick returner with team-highs of 19 attempts for 368 yards, including a long of 30.

2015 (Sophomore): Did not play; redshirted due to injury.

2014 (Freshman): Played in 10 games on the season, making one start as a true freshman ... Made collegiate debut in the season opener against Mississippi State ... Earned first collegiate start in a

home game against Appalachian State ... Recorded 156 yards rushing with 28 yards receiving for 184 all-purpose yards ... Notched a season-high 47 yards on 10 carries against App State, while adding 46 yards on four carries against Alcorn State ... Posted 25 yards at No. 3 Alabama and 24 yards versus No. 23 Marshall ... Had a pair of receptions for 13 yards against App State and 12 yards receiving against Rice.

High School: Played at Callaway High School in Hogansville, Ga. ... Saw time at quarterback, running back, safety, linebacker, defensive end and cornerback ... Named First Team All-State and First Team All-Region as a senior ... Also played basketball.

Personal: Full name is Ricktez Chavoris Parks ... Son of Cynthia and Unricky Parks ... Has an older brother, Ricktavius, is also on the team ... Born on Aug. 10, 1995 in LaGrange, Ga. ... Undeclared major.



D'Saveon Patrick (36)

LB | 6-2 | 215 | RS SO
Forest, Miss. | Scott Central HS

2016 (RS Freshman): Made his collegiate debut against Savannah State.

2015 (Freshman): Did not play; redshirted.

High School: Played outside linebacker, tight end and wide receiver at Scott Central High School in Forest, Miss. ... Helped the Rebels to the playoffs four straight years ... Named the Region 5-2A co-Defensive Player of the Year as a senior ... Named All-State, All-District and All-Region ... Voted Team Captain and Team Leader ... Finished with 49 total tackles, a sack, an interception and two forced fumbles in 2014 ... Offensively, caught 20 passes for 400 yards and two touchdowns ... Also played basketball, earning All-Region and All-District honors, as well as being voted Best Rebounder ... Honor student.

Personal: Full name is D'Saveon Alexander Sinclair Patrick ... Son of Sandra Slaughter ... Has an older brother, Courtney Harper ... Uncle, Calvin Harper, played football at West Virginia ... Born on Dec. 19, 1996 in Jackson, Miss. ... Majoring in human performance (exercise science).



Meet the 2017 Southern Miss Golden Eagles



George Payne (24)

RB | 6-0 | 207 | RS SR
Mobile, Ala. | St. Luke's Episcopal HS

2016 (RS Junior): Returned to full health in a big way, rushing for 496 yards on 103 carries in his 13 games played ... Crossed the century mark in each of his first two games of the season (16 for 100, 14 for 116 against Kentucky and Savannah State, respectively) ... Accomplished that feat alongside Ito Smith, and the duo became the first to earn that distinction since 2008 ... Had 11 carries each against LSU and Marshall ... Longest catch of the year was a 31-yard haul versus Charlotte.

2015 (Junior): Missed entire year after preseason injury.

2014 (Sophomore): Played in 10 games, making a pair of starts on the season ... Made first collegiate start at home against Rice ... Rushed for 271 yards and added 109 yards receiving for 380 all-purpose yards ... Notched six touchdowns rushing and added a receiving TD ... Had a season-high 89 yards on the ground at Middle Tennessee ... Added 67 yards on the ground at North Texas ... Had a season-best 51 yards receiving against Middle Tennessee, while adding 31 yards versus Appalachian State ... Recorded touchdowns in five consecutive games -- App State, Rice, Middle Tennessee, North Texas and Louisiana Tech ... Accounted for all three touchdowns in a 21-20 victory over App State, rushing for a pair of scores and catching a 31-yard TD pass.

2013 (Freshman): Named to the 2013-14 Conference USA Commissioner's Academic Honor Roll ... Played in five of 12 games during the season ... Made collegiate debut on the road at East Carolina ... Finished inaugural season with 43 carries for 173 yards and a touchdown ... Had a season-high 46 yards against Marshall ... Had 44 yards with a touchdown against North Texas ... Had a season-long run of 25 yards against Louisiana Tech ... Scored first rushing touchdown of the season for the Golden Eagles.

High School: Played for coach John Beverly at St. Luke's Episcopal School ... Ran for 2,424 yards and 34 touchdowns during senior campaign ... Named to the Mobile Press-Register's All-Region first team ... Finalist for the Class 1A Running Back of the Year Award ... Helped the Wildcats to their first playoff appearance in school history ... Became the school's first Division I football signee.

Personal: Full name is George Michael Payne ... Son of Pamela and Michael Payne ... Has an older brother, Chase Sullivan ... Born on Aug. 28, 1995 in Mobile, Ala. ... Undeclared major.



Ty Pollard (76)

OL | 6-6 | 315 | RS SO
Hattiesburg, Miss. | Oak Grove HS

2016 (Redshirt Freshman): Started all 13 games and was named to the C-USA All-Freshman Team ... Helped engineer an offense that ranked No. 21 nationally in yardage.

2015 (Freshman): Did not play; redshirted.

High School: Lettered at Oak Grove High School in Hattiesburg ... Helped lead the Warriors to back-to-back MHSAA State Championship games ... Helped Oak Grove HS win the 2013 State Championship as a junior, while finishing as the State Championship Runner-Up as a senior ... Tabbed All-District as a senior ... Named to the Bernard Blackwell All-Star Team ... Honor student.

Personal: Full name is Tylor Ray Pollard ... Son of Janice Stevens and Lytrel and Kristina Pollard ... Has two sisters, Keyuner Stevens and Aliyah Stevens, and a brother, Klabron Pollard ... Father Lytrel played football at Southern Miss (1994-97) and is currently a coach for the Golden Eagles ... Born on December 26, 1996 in Laurel, Miss. ... Majoring in math education.



William Potosky III (89)

TE | 6-5 | 240 | RS SO
Hudson, Fla. | Bishop McLaughlin Catholic HS

2016 (RS Freshman): Did not see game action.

2015 (Freshman): Did not play; redshirted.

High School: Played at Bishop McLaughlin Catholic High School in Spring Hill, Fla. ... Helped the Hurricanes to the state playoffs as a sophomore ... Named Second Team All-Area as a junior and a senior ... Tallied over 1,300 yards receiving in final three years of high school ... Notched 10 touchdowns in prep career, including six as a senior ... Set the school record for receiving yards in a season ... Also played baseball and basketball ... Named All-Region and All-District in baseball, as well as being voted Offensive MVP, posting a career batting average of .314 with 20 doubles ... Selected All-Conference in basketball, netting 1,050 career points and 840 career rebounds, including 250 points and 100 boards as a senior ... Member of the student government.

Personal: Full name is William George Potosky III ... Son of Christine and William Potosky Jr. ... Has a younger sister, Emily ... Born on Nov. 29, 1995 in Bridgeport, Conn. ... Undeclared major.



Reid Rials (81)

WR | 6-1 | 185 | RS SO
Satsuma, Ala. | Satsuma HS

2016 (Redshirt Freshman): Made six appearances for the Golden Eagles, with his debut coming in the home opener versus Savannah State.

2015 (Freshman): Did not play; redshirted ... Earned a C-USA Commissioner's Academic Medal.

High School: Played high school football at Satsuma High School in Satsuma, Ala. ... Helped lead the Gators to the 2011 State Championship, posting a perfect 15-0 record ... Named



Meet the 2017 Southern Miss Golden Eagles

First Team All-State as a senior ... Dubbed Crichton Optimist Club Player of the Week three times and Mobile Quarterback Club Player of the Week ... Passed for nearly 4,000 yards in high school, while adding over 400 yards receiving and nearly 800 yards rushing ... Recorded 34 touchdown passes, 14 TDs rushing, four receiving TDs, as well as a punt return and interception return for scores ... Also played baseball and was a member of the track and field team ... Claimed seventh in the State Championship in the 200m dash ... Honor student and member of the student government.

Personal: Full name is Reid Scott Rials ... Son of Lisa and Scott Rials ... Has an older brother, Ryne, and an older sister, Kayla ... Brother, Ryne, played football at Jacksonville State ... Born on Oct. 11, 1996 in Montgomery, Ala. ... Majoring in sports coaching.



Wyatt Richthofen (66)

OL | 6-4 | 296 | RS FR
New Iberia, La. | Catholic HS

2016 (Freshman): Redshirted his first year on campus.

High School: Second-team 2015 All-USA Louisiana ... 2014 All-District 5-2A ... Helped pave the way for a ground game that carried Catholic to a 12-1 record and a spot in the Division state title game.



Draper Riley (9)

DL | 6-4 | 305 | RS SR
Harvey, La. | West Jefferson HS

2016 (Redshirt Junior): Missed the first six games, but ended the year with five starts out of the final seven, beginning at LSU ... Totaled 15 tackles (11 solo) ... Had a career-high six stops against Charlotte, five of which were solo ... Also was in on four combined stops against Old Dominion the following week ... Had 3.5 TFL for the season.

2015 (Redshirt Sophomore): Appeared in 12 games, finishing with 18 tackles (13 solo) ... Had five tackles for loss, including 1.5 sacks ... Had season-high three tackles at Texas State (9/19), Charlotte (10/24), Western Kentucky (12/5) and against Washington (12/26) ... Made three solo tackles in Heart of Dallas Bowl against Washington.


2014 (Redshirt Freshman): Played in nine games during the year ... Made collegiate debut in the season opener at Mississippi State ... Recorded 13 tackles (seven solo, six assisted) with a sack ... Had a season-best five stops at Mississippi State ... Recorded three solo tackles against Appalachian State, including a sack for six yards.

2013 (Freshman): Did not compete during the season, taking a redshirt.

High School: Three-star recruit by Rivals.com and two-star by

Scout.com and 247Sports.com ... Played for coach Marcus Scott at West Jefferson High School in Harvey, La. ... Caught 13 passes for 213 yards and two touchdowns ... Also played defensive end where he tallied 50 tackles with 8.5 sacks ... Also played basketball.

Personal: Full name is Draper Orenthius Riley ... Son of Kawanna Proul ... Born on May 18, 1994 ... Undeclared major.



Korey Robertson (18)

WR | 6-3 | 215 | RS JR
Greenwood, Miss. | Greenwood HS

2016 (Redshirt Sophomore): Appeared in all 13 games, making five starts as well ... Had 37 receptions for 437 yards and three touchdowns, and caught a pass in every game ... Best-career performance was against Charlotte, grabbing eight catches for 80 yards and a three-yard score in the first quarter ... His lone catches against UL Lafayette and Savannah State were also for touchdowns of six and 22 yards, respectively ... The UTSA game also saw him haul in his longest-career catch (28 yards) as part of a three-catch, 65-yard outing.

2015 (Redshirt Freshman): Played in all 14 games, starting one ... Caught 14 passes for 200 yards, three touchdowns ... First collegiate TD came on 9-yard against Austin Peay (9/12) ... Had a 4-yard touchdown catch at Charlotte(10/24); 1-yard scoring catch at Louisiana Tech.

2014 (Freshman): Did not compete during the season, taking a redshirt.

High School: Three star prospect according to 247sports.com and a two-star recruit by Rivals.com and Scout.com ... Lettered at Greenwood High School in Greenwood, Miss. ... Named First Team All-State, All-District, All-Area and All-Region as a junior and senior ... Tallied 147 career receptions for 2,340 yards (15.92 average) and 26 touchdowns ... Notched 41 total career tackles (26 solo) with three interceptions a forced fumble and a pass deflected ... As a senior, had 50 receptions for 775 yards (15.50 average) and six touchdowns ... As a junior, managed 54 receptions for 871 yards (16.13 average) and 11 touchdowns ... As a sophomore, collected 38 receptions for 608 yards (16.00 average) and nine touchdowns ... As a freshman, had 25 total tackles (20 solo) with an interception ... Competed in the Mississippi-Alabama All-Star Game in December (2013).

Personal: Full name is Korey Deuntae Robertson ... Son of Vicky Robertson and Oscar Wallace Jr. ... Has two brothers -- Justin Wallace and Zykerian Miller -- and four sisters -- Ke'Shundria Robertson, Sanyra Robterson, Mackenzie Robertson and Aubrey Wallace ... Uncle, Gabe Wallace, played football at Mississippi State ... Born on June 22, 1995 in Greenwood, Miss. ... Majoring in business.



Meet the 2017 Southern Miss Golden Eagles



Sherrod Ruff (37)

LB | 5-10 | 215 | SR
Cordele, Ga. | Coffeyville (Kan.) CC

2016 (Junior): Started two of the 12 games in which he appeared, while also finishing third on the squad with 11 TFL out of his 37 total stops ... Also forced a team-high three fumbles ... Biggest game was in the regular-season finale versus LA Tech, where he had four solo tackles, two for loss (including a nine-yard sack) and a forced fumble ... Added a TFL among his three solo tackles in the opening win at Kentucky ... Two of his three tackles against Troy came from behind the line as well ... Also had 1 1/2 TFL at Old Dominion.

2015 (Sophomore): Played in 11 games, starting one ... Finished with 24 tackles (14 solo), including two tackles for loss ... Had season-high seven tackles at Texas State (9/19) ... Made three tackles (one solo) against Washington (12/26).

2014 (Freshman, Coffeyville CC): Started collegiate career playing linebacker at Coffeyville Community College ... Played in 11 games, recording 71 tackles (24 solo, 47 assisted) and helping the Red Ravens to a 9-3 record ... Notched 10.5 tackles for loss with five sacks ... Forced a pair of fumbles, while recovering a lost ball ... Credited with a pair of pass break-ups.

High School: Played linebacker and safety at Crisp County High School in Cordele, Ga. ... Named First Team All-Region as a senior, while taking home Second Team All-Region accolades as a junior ... Voted Player of the Week as a senior, while being selected to the North South All-Star Game and Rising Seniors All-Star Game ... Tallied over 200 tackles in three seasons at CCHS ... Also a member of the wrestling team, earning All-Region honors as a junior and senior.

Personal: Full name is Timmie Sherrod Ruff ... Son of Mattie Peavy ... Has an older brother, Quintavious Ruff, and an older sister, Tosheena Powell ... Born on Dec. 22, 1994 in Cordele, Ga. ... Majoring in criminal justice.



Tyler Russell (14)

QB | 6-1 | 185 | RS FR
Niceville, Fla. | Niceville HS

2016 (Freshman): Redshirted his first year on campus.

High School: As a senior, helped team to District 3-6A crown ... Threw for 1,247 yards and 15 touchdowns with four interceptions ... Rushed for 84 yards and two scores on 33 carries ... First Niceville player to win the 2016 Taylor Haugen Award, an annual scholarship given to a student-athlete in four-county, Florida Panhandle swath that honors former Niceville student who died after taking a hit during a junior varsity football game ... One of two quarterbacks invited to summer workouts and one of three, first-year prospects in the four-man mix behind senior starter Nick Mullens.



Jeremy Sangster (26)

LB | 6-0 | 233 | RS JR
Louisville, Miss. | Louisville HS

2016 (Redshirt Sophomore): Played in all 13 games, making seven total tackles ... Set a new career-high with five solo stops in the home opener versus Savannah State ... Also combined on tackles against Kentucky and UTSA, with the latter being for a two-yard loss.

2015 (Redshirt Freshman): Played in all 14 games, primarily on special teams ... Finished with five tackles (one solo), including one for loss ... Had career-high three stops against Austin Peay (9/12).

2014 (Freshman): Did not compete during the season, taking a redshirt.

High School: Led Louisville High School to the Class 4A State Championship as a senior captain of the defense ... First Team Clarion Ledger All-State ... Earned a starting position at linebacker for Team Mississippi during the Mississippi-Alabama All Star Classic as a senior ... Recorded 475 total career tackles (318 solo) with 28.0 sacks, three interceptions and seven forced fumbles ... As a senior, notched 161 total tackles (106 solo) with 18.0 sacks, one interception and three forced fumbles ... As a junior, registered 228 total tackles (161 solo) with 7.0 sacks, one interception and four forced fumbles ... As a sophomore, recorded 71 total tackles (40 solo) with 3.0 sacks, one quarterback hurry and a pass deflection ... As a freshman, had 15 total tackles (11 solo) with one interception and one pass deflection in three games.

Personal: Full name is Jeremy Sanchez Sangster ... Son of Willie Sangster ... Has a brother, Jalon, and three sisters, Quita, Shara and Keisha ... Father, Willie, and uncle, Jeremiah, played football at Mississippi State, while uncle Lawrence, played football at Alcorn State ... Born on Sept. 19, 1995 in Louisville, Miss. ... Majoring in construction engineering.



Meet the 2017 Southern Miss Golden Eagles



Paxton Schrimsher (30)

LB | 6-3 | 231 | RS SO
Athens, Ala. | Athens HS

2016 (RS Freshman): Appeared in 10 games and made seven tackles (five solo) ... North Texas game marked his first-career TFL (six yards) and fumble recovery.

2015 (Freshman): Did not play; redshirted due to injury ... Named to C-USA Commissioner's Honor Roll.

High School: Played defensive back at Athens High School in Athens, Ala. ... Helped lead the Golden Eagles to the playoffs as a junior ... Named First Team All-Area as a junior and senior ... Voted Team Most Valuable Player and Team Captain ... Recorded 178 total tackles as a senior, including 12 tackles for loss ... Had five interceptions with an INT for a touchdown as a senior, while adding four pass defenses, two fumble recoveries and a forced fumble ... Helped Athens HS advance to the 2013 Class 5A quarterfinal ... Also played lacrosse, earning All-State accolades.

Personal: Full name is Robert Paxton Schrimsher ... Son of Jenny Creasy and Brent Schrimsher ... Has a sister, Megan Creasy, and three brothers, Tyler Schrimsher, Jake Creasy and Owen Creasy ... Mother, Jenny Creasy, played volleyball at Mercer ... Born on May 23, 1996 in Athens, Ala. ... Majoring in construction engineering.



Parker Shaunfield (21)

PK | 6-0 | 170 | RS JR
Aledo, Texas | Aledo HS

2016 (Redshirt Sophomore): Ran away with one of the best kicking seasons in school history, making 12 of his 14 field goal tries and all 40 PAT attempts ... kicked off 10 times and had a pair of touchbacks.

2015 (Redshirt Freshman): Named to the 2015-16 C-USA Commissioner's Academic Honor Roll ... Handled some the early-season placekicking ... Went 22 of 22 on extra points and was 2 of 5 on field goals, with a long of 33 yards.

2014 (Freshman): Named to the 2014-15 Conference USA Commissioner's Academic Honor Roll ... Did not compete during the season, taking a redshirt.

High School: Played at Aledo High School in Aledo, Texas ... Helped the Bearcats to three State Championships as a freshman, sophomore and senior ... Named First Team All-District and Third Team All-State as a senior, while earning Second Team All-District honors as a junior ... Was 16-of-17 on field goals in prep career ... Recorded 52 touchbacks in a season ... Also played soccer, earning All-State and All-District accolades ... Named Academic All-State as a senior and Academic All-District as a junior ... Honor student and member of the National Honor Society.

Personal: Full name is Parker Adam Shaunfield ... Son of Becky

and Jim Shaunfield ... Has an older sister, Meagann ... Born on Feb. 29, 1996 in Fort Worth, Texas ... Majoring in engineering.



Demarrio Smith (55)

DL | 6-2 | 264 | SO
Canton, Miss. | Canton HS

2016 (Freshman): Played in 11 games ... Earned his first career sack in the home opener versus Savannah State, one of his two tackles on the night ... Ended with five stops (four solo) on the season, with the other two coming against Rice and Marshall.

High School: Recruited for Alcorn State by head coach Jay Hopson before flipping to Southern Miss when Hopson was hired in January ... As a senior, made 25 tackles, including five for loss.



Ito Smith (25)

RB | 5-9 | 195 | SR
Mobile, Ala. | McGill-Toolen Catholic HS

2016 (Junior): Started all 13 games and continued to be one of Conference USA's best ... No. 4 in the league for rushing (112.2 per game), No. 5 with 19 touchdowns (17 rush, two receiving) and is No. 6 for all-purpose yards (147.5) ... Finished last season three rushing touchdowns shy of the school record (Sammy Winder's 20 in 1980) and is No. 3 in career all-purpose yards (4,629) ... Third on the team for both his 43 receptions and 459 yards ... His eight, 100-yard rushing games tied for the most in C-USA ... Churned out career-bests of 36 carries and 173 yards as the Golden Eagles rallied from 25 points down to a 44-35 decision at Kentucky in the opener ... The 86-yard touchdown score he had versus Savannah State was the second-longest run from scrimmage by anyone in the league and was the longest rush in M.M. Roberts Stadium history, as well as career-high and third-best scoring run in school history ... Smith and George Payne each crossed the 100-yard mark in that game, the second consecutive-such feat and first time for a Southern Miss duo since 2008 ... Finished with eight carries for 121 yards in that Savannah State win, followed by 20 attempts for 131 yards versus Troy and 16 carries for 108 yards in the win at UTEP ... Posted a 70-yard touchdown run against the Trojans ... Career-long 54-yard catch came against Rice ... Scored the team's lone touchdown at LSU before posting 140 yards on 26 carries the next week against Marshall ... Found the endzone three times at ODU, accounting for 21 consecutive points in the game ... Upped his performance in each of the final three games of the regular season (19-113-2 at North Texas, 24-127 versus LA Tech, 26-138-2 in New Orleans Bowl) ... Had a 69-yard run at UNT and a 46-yard catch from Allenzae Stagers on a trick play ... Ended the season with a touchdown by ground or air in 17 of his last 18 games ... Tied Stagers for the team-lead of 16, 20-plus yard plays, nine of which came on the ground and the other seven via the air.

2015 (Sophomore): Appeared in all 14 games, starting seven ... One of two Golden Eagles to rush for more than 1,000 yards ... Netted a team-high 1,128 yards on 171 carries, averaging 6.6 yards



Meet the 2017 Southern Miss Golden Eagles

a carry ... Scored 10 touchdowns ... Ran for 100 yards or more six times, including a season-high 169 yards and three touchdowns at Louisiana Tech (11/28) ... Finished fourth on the team with 49 catches for 515 yards and three touchdowns ... Averaged 10.5 yards a catch ... Led Golden Eagles with 1,876 all-purpose yards, averaging 134.0 yards per game ... Second on team with 233 yards on 11 kick-off returns ... Collected two solo tackles on season ... Accounted for 62 all-purpose yards against Washington (12/26) ... Netted 40 yards and two touchdowns rushing on 16 carries ... Scored on runs of one and two yards ... Added 22 yards on five catches.

2014 (Freshman): Named to the 2014-15 Conference USA Commissioner's Academic Honor Roll ... Played in all 12 games as a true freshman, making six starts ... Made collegiate debut in a start in the season opener at Mississippi State ... Tallied 835 all-purpose yards as a rookie ... Notched 536 rushing yards with 76 receiving yards and 223 kickoff return yards ... Boasted 536 rushing yards on 136 carries with a pair of touchdowns ... Topped the 100-yard plateau twice, rushing for a season-high 141 against No. 23 Marshall and adding 118 against Alcorn State ... Fell just short of 100 yards, tallying 95 yards against North Texas ... Finished with a season-high 33 yards receiving at No. 3 Alabama, while adding a 23-yard reception in the season finale against UAB ... Notched a pair of 80-plus yard performances in the return game with 84 kickoff return yards against Mississippi State and 83 yards against Middle Tennessee ... Scored a pair of touchdowns against No. 23 Marshall for first collegiate scores.

High School: Three star prospect by 247sports.com ... Two star recruit according to Rivals.com and Scout.com ... Lettered at McGill-Toolen Catholic High School ... Mobile Press-Register's Coastal Alabama Offensive Player of the Year (2013) ... Named First Team All-State, All-Area and All-Region ... Dubbed Chricton Optimist Club Player of the Week three times ... As a senior, tallied 255 carries for 1,803 and 24 rushing touchdowns ... Also had 27 receptions for 383 yards (14.19 average) and five receiving touchdowns as a senior ... Led McGill-Toolen Catholic High School to the Class 6A semifinals.

Personal: Full name is Romarius Smith ... Son of Raven Smith-Isaac and Llewellyn Isaac ... Has two younger sisters, Ryaan Smith and Rayjah Smith-Issaac ... Born on Sept. 11, 1995 in Mobile, Ala. ... Majoring in liberal studies.



Raymond Smith, Jr. (30)

RB | 5-8 | 180 | RS SO
Pensacola, Fla. | Peru State

2016 (Sophomore): Did not see game action.

2015 (Freshman, Peru State): Redshirted.



Allenzae Staggers (15)

WR | 6-1 | 190 | SR
Woodville, Miss. | East Mississippi CC

2016 (Junior): Started 11 of his 13 games played and ran away with being the team's receiving leader ... Tops on the team with 63 catches, 1,165 yards, 18.5 yards per catch and seven touchdowns ... Now owns two of the five all-time 200-yard receiving games in Southern Miss history ... Earned an ESPN Helmet Sticker for his All-Star performance against Rice, catching six passes for a program-record 292 yards and three touchdowns as Southern Miss broke its own record with 702 yards of offense ... His first three catches in that game were touchdowns of 75, 81 and 93 yards ... Previous receiving yard standard was 260 by Kendrick Lee against Houston in 1996 ... Also allowed quarterback Nick Mullens to shatter Austin Davis' school-record for passing yards in a game (591-461) ... Made the ultimate primetime outing in the Dec. 17 win, breaking Southern Miss bowl and New Orleans Bowl records with 230 receiving yards (his 11 catches also set a New Orleans Bowl standard) ... Produced seven catches for 202 yards before halftime in that contest, and his two first-quarter catches went for 55 and 66 yards ... Lone touchdown (five yards out) in that game was early in the third quarter and gave Southern Miss the lead for good ... Had a solid debut with two catches for 46 yards in the Kentucky win, then added six grabs for 98 yards in the rain against Troy ... Followed his legendary Rice performance with another six catches at UTSA (92 yards) ... Set new then-career-highs in three consecutive games against LSU, Marshall and Charlotte, catching seven passes in each one (99 yards against Marshall were his most) ... Was also the team's primary punt returner and finished in that category with 21 attempts for 205 yards and a 75-yard touchdown in the home opener versus Savannah State, the first for Southern Miss since Tracy Lampley against ECU in 2011.

2015 (Sophomore/East Mississippi CC): In nine games, caught 37 passes for 477 yards and five touchdowns to help Lions to Mississippi Association of Community and Junior College North Division championship ... Named MACJC and National Junior College Athletics Association Special Teams Player of the Week for 267 all-purpose yards and four touchdowns, including two punt returns for scores, against Coahoma Community College. Was first game as return man; brought first back 35 yards to end first half then went 81 yards for second TD in second half ... Had 11 punt returns for 173 yards on season ... Teammate of fellow Southern Miss JuCo transfer receiver Isaiah Jones.

2014 (Freshman/East Mississippi CC): Caught 29 passes for 398 yards and six touchdowns in 12 games.

High School: Class 3A first-team All-State selection by Mississippi Coaches Association as receiver for Wilkinson County High School ... Also Class 3A first-team All-State pick by NEMissPreps.com and Natchez Democrat ... All-Region 7-3A ... As a senior, caught 75 passes for 1,406 yards and 13 touchdowns to help Wilkinson County reach Class 3A North State title game. Also rushed for 195 yards and a score ... Over high school career, caught 127 passes for 2,231 yards and 19 touchdowns ... A three-sport athlete, averaged 12.6 points and 4.1 rebounds a game in basketball as a senior ... Also played baseball.



Meet the 2017 Southern Miss Golden Eagles



Tyler Stutzman (52)

OL | 6-6 | 275 | RS SR
Smithdadle, Miss. | Southwest Miss. CC

2016 (Redshirt Junior): Made his first appearance as a Golden Eagle in the home opener versus Savannah State.


2015 (Junior): Did not play; redshirted.

2014 (Sophomore, Southwest Mississippi CC): Played in eight games, helping Southwest Mississippi CC to 1,076 passing yards with 10 touchdowns, while rushing for 1,947 with 15 TDs ... Named All-South Mississippi Association of Community and Junior Colleges (MACJC).

2013 (Freshman, Southwest Mississippi CC): Member of the o-line at Southwest Mississippi CC in Summit, Miss. ... Saw time in eight games, helping the team pass for 730 yards with 3 touchdowns, while rushing for 1,627 yards and 12 TDs.

High School: Played on the offensive and defensive line at Parklane Academy in McComb, Miss. ... Named First Team All-State as a senior and tabbed First Team All-District as a junior and senior ... Also played basketball, earning All-District distinction.

Personal: Full name is Robert Tyler Stutzman ... Son of Gina and Bobby Stutzman ... Has an older brother, Zach, and a younger sister, Sydney ... Father Bobby played football at Northwestern State ... Born on April 25, 1995 in McComb, Miss. ... Majoring in construction engineering.



Xavier Thigpen (32)

DL | 6-5 | 240 | RS SR
Hebron, Miss. | West Jones HS

2016 (Redshirt Junior): Started all 13 games, finishing second on the team with 12.5 tackles-for-loss ... Ended the season with 33 total tackles, including 20 solo ... Blocked a punt after Southern Miss' first defensive series of the year at Kentucky, and later that game returned a fumble seven yards after a Dylan Bradley sack ... Also had a sack-fumble in that game that was recovered by Bradley ... Exploded for a Southern Miss season-high 4.0 TFL against Troy, the most by a Golden Eagle since Jamie Collins in 2012 ... Had 2.5 for the young season going into that one ... Recorded two pass breakups and forced fumbles for the year ... Best two games tackling-wise were against Troy (eight, all solo, career-high) and in the New Orleans Bowl versus ULL (six overall, four solo).

2015 (Redshirt Sophomore): Appeared in all 14 games, finishing with 23 tackles (16 solo) ... Had 4.5 sacks ... Also credited with two pass breakups and two quarterback hurries ... Recovered an on-side kick at Rice (11/14) ... Caught a 6-yard touchdown pass off fake field goal at the Owls (11/14 ... Made a solo tackle in the Heart of Dallas Bowl.

2014 (Redshirt Freshman): Saw limited action, playing in one

game ... Made collegiate debut on the road at UTSA.

2013 (Freshman): Did not compete during the season, taking a redshirt.

High School: Prepped for coach Scott Pierson at West Jones High School ... Tallied 58 tackles, six sacks and two fumble recoveries for his squad as a senior, which finished 8-3 and reached the first round of the 5A State Playoffs ... Played in the Mississippi North/South All-Star Game ... Notched 23 tackles with one sack and three fumble recoveries during junior season ... Also played basketball ... First cousin of current Southern Miss teammate Dasman McCullum ... Also played basketball and was a member of the track & field team ... Named All-State, All-Region, All-District and Team MVP on the hardwood ... Tabbed Defensive Player of the Year as a junior and senior in basketball ... Averaged 25 points per game with 12 rebounds per game ... Earned All-State, All-Region and All-District honors in track & field ... Set a school-record in the discus with a throw of 167 feet.

Personal: Full name is Xavier James Thigpen ... Son of Deanna and Terry Thigpen ... Has two older brothers, Terrance and Joshua ... Born on Dec. 27, 1994 in Laurel, Miss. ... Majoring in criminal justice.



Jacques Turner (99)

DL | 6-1 | 247 | RS FR
D'Iberville HS

2016 (Freshman): Redshirted his first year on campus.

High School: Top 40 (No. 38) recruit in Mississippi by Scout.com ... Three-star recruit by SB Nation.com; 2-star recruit by Rovals.com ... All-South Mississippi by Biloxi Sun-Herald ... Region 6-4A Defensive MVP ... Played in Mississippi-Alabama All-Star Football Classic ... As senior, finished with 100 tackles, with 19 tackles for loss, including seven sacks ... As a junior, collected 84 tackles.



Jay'Shawn Washington (22)

TE | 6-1 | 240 | RS JR
Marrero, La. | John Ehret HS

2016 (Redshirt Sophomore): Made 10 appearances, catching two passes for 22 yards ... First catch of the season was a 17-yard touchdown from Nick Mullens on a 4th-and-1 in the first quarter at UTSA ... Also had a five-yard grab versus Charlotte.

2015 (Redshirt Freshman): Caught two passes for 50 yards, including a 19-yard touchdown, against Mississippi State (9/5) before going down with season-ending injury.

2014 (Freshman): Did not compete during the season, taking a redshirt.



Meet the 2017 Southern Miss Golden Eagles

High School: Two star prospect by Rivals.com and Scout.com ... Helped John Ehret High School to a 10-3 record as a senior, including a 6-0 league mark and a Louisiana ranking of No. 40 ... Spent time at receiver as well as defensive end and outside linebacker for the Patriots in 2013 ... Earned Reggie Wayne Award for best wide receiver ... Tallied 85 career receptions for 3,000 yards and 20 touchdowns, while adding 120 total tackles on defense ... Also played basketball.

Personal: Full name is Jay/Shawn Vikerrie Washington ... Son of Cokeisha Washington ... Grandfather, Alden Roche, played football in the NFL with the Green Bay Packers ... Born on Oct. 3, 1996 in Marrero, La. ... Majoring in liberal studies.



Quez Watkins (16)

WR | 6-0 | 177 | RS FR
Athens, Ala. | Athens HS

2016 (Freshman): Redshirted his first year on campus.

High School: Top 100 (No. 80) recruit in Alabama by SB Nation ... Three-star recruit by SB Nation ... Class 6A second-team All-State selection (2015) by Alabama Sports Writers Association ... First-team All-Limestone County (2014, 2015) by The News Courier ... As senior, caught 44 passes for 847 yards, 12 touchdowns ... As a junior, returned kickoffs for touchdowns in first two games of season before opposing teams started kicking away from him. Caught 34 passes for 541 yards, five touchdowns ... Second Athens High player to sign football scholarship with Southern Miss in past two years (2015 signee Paxton Schrimsher).



Chase Whitehead (83)

WR | 5-9 | 175 | RS JR
Fort Walton, Fla. | USF

2016 (Redshirt Sophomore): Missed only the season opener and came on strong with 18 catches for 286 yards and a pair of touchdowns when it was all over ... His 78-yard touchdown catch against Charlotte was the sixth-longest play of the season ... First collegiate catch was a 17-yarder against UTSA, which was also his first collegiate start ... Caught a 33-yard score at UTSA, the first of his career, and finished the game with three receptions for 63 yards ... Also made grabs for 27 yards at Old Dominion and 25 versus Marshall.

2015 (Redshirt Freshman/South Florida): Did not play.

2014 (Freshman/South Florida): Did not play; redshirted.

High School: A two-star recruit by 24/7Sports at Choctawhatchee High School ... Played tailback, defensive back and returned kicks ... 2013 first-team All-Emerald Coast by NWF Daily News.



Kevin Williams, Jr. (27)

DB | 6-0 | 191 | RS SR
Frisco, Texas | Wakeland HS

2016 (Redshirt Junior): Appeared in 12 games ... Was a member of the kickoff and punt return special teams units.


2015 (Redshirt Sophomore): Appeared in 14 games ... Finished with six tackles (four solo), including three against Austin Peay (9/12) and two against North Texas (10/3) ... Had an interception at Louisiana Tech (11/28).

2014 (Redshirt Freshman): Played in seven games on the season ... Made collegiate debut in the season opener at Mississippi State ... Finished the year with six tackles (three solo, three assisted) and a fumble recovery ... Had a season-high two tackles against Alcorn State, No. 3 Alabama and No. 23 Marshall ... Recovered a fumble against Alcorn ... Also saw action against Appalachian State, Rice and UTSA.

2013 (Freshman): Did not compete during the season, taking a redshirt.

High School: Lettered at Wakeland High School ... Played running back and safety for the Wolverines ... Named First Team All-District and All-Area as a junior and Second Team All-District as a senior ... Notched 130 tackles as a senior in 10 games with a sack and an interception ... Member of the track & field team, earning All-District accolades ... Placed third in the 4x4 at the District Championships as a junior.

Personal: Full name is Kevin Scott Williams Jr. ... Son of Joy and Kevin Williams ... Has a younger brother, Justice ... Father, Kevin, played football at Lafayette College ... Born on Aug. 11, 1995 in Atlanta, Ga. ... Majoring in forensic science.



Darian Yancey (22)

LB | 6-3 | 250 | RS JR
Auburn, Ala. | Auburn HS

2016 (Redshirt Sophomore): Picked up where he left off from solid freshman season, playing in all 13 games (starting four) ... Had 2.5 sacks out of his 5.0 TFL and made 28 tackles (18 solo) for the year ... Recorded two stops behind the line of scrimmage in the Kentucky win ... Totaled five stops in that game versus the Wildcats and then did the same against Troy ... Compiled a career-high six tackles in the win over Marshall, five of which were solo ... Credited with sacks against Kentucky and Rice while combining for the other against Marshall.

2015 (Redshirt Freshman): Appeared in all 14 games, starting 13 ... Finished 12th on the team with 32 tackles (15 solo) ... Had six tackles for loss, fifth-most on the team, including 1.5 sacks ... Had at least three tackles in eight games, with season-best four stops at Nebraska (9/26) and against Texas-El Paso (10/31) ... Intercepted a pass at Charlotte (10/24), returning it 36 yards ... Credited with four quarterback hurries ... Named Conference USA All-Freshman at defensive end.



Meet the 2017 Southern Miss Golden Eagles

2014 (Freshman): Did not compete during the season, taking a redshirt.

High School: Three star prospect according to 247sports.com and Scout.com ... Two star recruit according to Rivals.com ... Lettered at Auburn High School in Auburn, Ala. ... Tallied 59 total career tackles (52 solo) with 10.5 sacks and two interceptions ... As a senior, registered 34 total tackles (27 solo) with 3.0 sacks, two fumble recoveries and one interception, helping Auburn HS to a 13-2 record ... As a junior, recorded 25 total tackles (25 solo) with 7.5 sacks and one interception ... ASWA - Player of the Week vs. Opelika - interception for a touchdown; two tackles for loss ... 6A State Championship Runner-Up.

Personal: Full name is Jadarian Travel Yancey ... Son of Juanita and Ike Dowdell ... Has an older brother, Adarius Yancey ... Born on June 5, 1995 in Auburn, Ala. ... Majoring in communications.

NEWCOMERS



Jaylond Adams (3)

WR | 5-10 | 180 | FR
Adamsville, Ala. | Minor HS


High School: Tabbed as a first-team Parade All-American ... Named American Family Insurance All-USA Alabama State Offensive Player of the Year ... Named 6A first-team All-State by the ASWA ... Earned Gatorade Player of the Year for the State of Alabama honors ... Named an Alabama Super 12 player ... Helped lead Minor High School to first 11-win season in school history ... Played running back as well as return kicks ... Finished the season with 34 touchdowns in four different manners (19 receiving, 13 rushing, 1 kick return, 1 punt return) ... Ended year with 2,638 all-purpose yards, including 1,502 yards on 76 receptions and 725 yards on 86 carries ... Earned All-State honors as a junior ... Rated three stars by Rivals and Scout.



Woodlyson Alcuis (50)

OL | 6-4 | 313 | FR
Miami, Fla. | North Miami Beach HS

High School: Named second-team all-state in Class 8A ... Garnered Miami Herald All-Dade 8A-6A first team ... Allowed just one sack and tallied 23 pancake blocks ... Signed National Letter of Intent in December ... Enrolled at Southern Miss for 2017 spring semester ... Three-star recruit from Rivals and two stars from Scout.



Steven Anderson (12)

QB | 6-2 | 242 | FR
Live Oak, Fla. | Suwannee HS

High School: Honorable Mention Florida Class 5A All-State selection ... Threw for 707 yards on 32-of-89 attempts and nine TDs and only one interception, averaging 78.6 yards per contest ... Added a team-best 906 rushing yards on 131 carries (6.9 ypc) with 11 scores and four 100-yard games ... Named all-area his junior season as he passed for 718 yards with 9 TDs, ran for 544 yards with 5 TDs for the Class 5A regional finalists ... Two-star prospect by both Rivals and Scout ... Also a member of the basketball team.



Tyler Barnes (46)

DB | 5-10 | 184 | FR
D'Iberville, Miss. | D'Iberville HS

High School: Class 6A second-team All-State selection by the Mississippi Association of Coaches ... Named second-team All-State as an American Family Insurance All-USA Mississippi team pick ... Racked up 136 tackles (11.3 per game), six tackles for loss, nine pass breakups, three blocked field goals, three forced fumbles and four interceptions at D'Iberville High School as a senior ... Helped lead his team to an 8-4 record the Region 4-6A title, where he was the region's MVP ... Posted 72 tackles, three passes defended and two fumble recoveries as a junior ... Also played baseball ... Former teammate of current defensive lineman Jacques Turner ... Rated as a two-star by Rivals and Scout ... Claims Southern Miss was a "dream school of mine as a kid."



Briggs Bourgeois (40)

PK | 6-1 | 177 | FR
St. Amant, La. | St. Amant HS

High School: Two-time All-Metro selection by the The (Baton Rouge) Advocate at both place kicker and wide receiver ... First-Team All-State by Louisiana Football Magazine as well as first-team Class 5A by the LSWA ... Tallied all-parish honors at wide receiver, returner and place kicker ... Team reached the LHSAA 6A playoffs this past season with an 11-2 record ... Made 47-of-51 extra points and 13-of-15 field goal opportunities ... Tallied 66 catches for 836 yards and 13 touchdowns ... Earned honorable mention Class 5A all-state as a junior ... Star in soccer and baseball as well, taking home All-District honors in his career that included Division I All-State accolades as a sophomore for soccer (23 goals, 16 assists) ... Collected 15-of-19 field goals, including a long of 51 yards during his junior campaign, earning co-MVP honors for District 5-5A ... Totaled 952 receiving yards as a junior ... Finalist for The (Baton Rouge) Advocate's Boys Athlete of the Year award as a junior ... Two-star pick by both Rivals and Scout.



Meet the 2017 Southern Miss Golden Eagles



Travion Clayton (75)

OL | 6-2 | 335 | FR
Macclenny, Fla. | Baker County HS

High School: Named to the Associated Press' 5A All-State second-team as a senior ... Tabbed Jacksonville Times-Union's 2016 All-First Coast football team ... Team reached Class 5A regional semifinals ... Posted a 9-2 record his senior campaign for coach Jamie Rodgers ... Three-star prospect by Scout and a two-star by Rivals.



Bryce Foxworth (68)

OL | 6-3 | 316 | FR
Pinellas Park, Fla. | Boca Ciega HS

High School: Tabbed for All-Pinellas County team at offensive line ... Named a Pinellas County All-Star ... Picked for 62nd annual North-South All-Star FACA Football Classic and was a member of the South Roster ... Named to second team of the All-Tampa Bay squad by the Tampa Bay Times ... Two-star pick by both Rivals and Scout.



Andrew Cole (95)

DL | 6-4 | 318 | FR
Somerville, Tenn. | Fayette Ware HS

High School: Played for coach Scott Blair and the team finished 8-3 his senior campaign ... Notched 48 tackles, including 10 for loss and a sack for a loss of nine yards last fall ... Added three pass breakups and three fumble recoveries, including one for a 75-yard touchdown ... Named Class 3A All-State by the TSWA on the offensive line ... Selected to play in West Tennessee All-Star game ... Two-star pick by both Rivals and Scout.



Paul Gainer (71)

OL | 6-3 | 280 | FR
Gautier, Miss. | Gautier HS

High School: First-team All-State selection by the Jackson Clarion-Ledger at offensive line ... Earned Class 5A first-team All-State honors by the Mississippi Association of Coaches ... Two-team member of the Sun Herald All-South Mississippi team ... Played for Chris Peterson at Gautier High ... Was a member of the Mississippi squad in the annual All-Star game with Alabama ... Rated a three-star recruit by Scout and Rivals.



WyDale Flott (39)

DB | 5-11 | 176 | FR
Saraland, Ala. | Saraland HS

High School: Named to AL.com All-Coastal Alabama first team ... Played for former Golden Eagle quarterback Jeff Kelly at Saraland HS ... Made 34 tackles and intercepted a pair of passes ... Caught nine passes for 209 yards and two touchdowns ... Three-star by Rivals and Scout.



Tim Jones (87)

WR | 6-1 | 192 | FR
Biloxi, Miss. | Biloxi HS

High School: Second-team Class 6A All-State selection by the Mississippi Association of Coaches at wide receiver ... Selected first-team 4-6A All-Region last fall ... Finished prep career with 209 catches for 3,524 yards and 29 touchdowns ... Had 45 catches for 744 yards and seven scores as a senior ... Biggest season came as a sophomore when he pulled in 100 passes for 1,364 yards and 15 touchdowns ... Rated a three-star recruit by Scout and Rivals.



Bubba Fludd (86)

ATH | 5-8 | 162 | FR
Okeechobee, Fla. | Okeechobee HS

High School: Collected Florida 6A All-State accolade as an athlete ... All-area performer at quarterback and defensive back ... Played defensive back for Okeechobee, which went 8-1 and had the best regular-season win percentage in program history ... Finished the season with 765 yards rushing yards and 10 touchdowns and 735 passing yards and eight touchdown passes ... Accounted for 689 rushing yards, threw for 598 yards and was responsible for 19 offensive touchdowns as a junior ... Two-star athlete by both Rivals and Scout.



Delmond Landry (17)

DL | 6-3 | 308 | JR
Donaldsonville, La. | SW Mississippi CC

Previous (Southwest Mississippi CC): Collected 44 tackles (26 solo) which included a sack, five tackles for loss and a pass breakup this fall ... Added 36 tackles with a sack as a freshman.

High School: Earned all-metro and Class 1A All-State honors in football and basketball as a junior for Ascension Catholic High School ... Finished with 73 tackles, 21 sacks and 17 tackles for loss ... Voted District 8-1A MVP after leading the Bulldogs to the playoffs in football ... Averaged 23.7 points, 17.5 rebounds and 3.8 blocked shots in basketball, also helping ACHS to the playoffs ... Garnered three stars by Rivals and two stars by Scout.



Meet the 2017 Southern Miss Golden Eagles



Santrell Latham (47)

LB | 6-2 | 220 | FR
Meridian, Miss. | Meridian HS

High School: Voted a second-team All-State selection ... Named to the first team of the Premier Preps squad by the Meridian Star ... Earned a spot in the Mississippi-Alabama All-Star game ... Had 107 tackles, four sacks and three forced fumbles and two fumble recoveries in that final campaign ... Recorded 56 tackles and 3 1/2 sacks as a junior ... Two-star pick by both Rivals and Scout.



Tahj Sykes (92)

DL | 6-3 | 279 | FR
Columbus, Miss. | Columbus HS

High School: Earned Class 6A All-State first-team honors at Columbus High ... Selected to play in the Mississippi-Alabama All-Star game ... Named to Columbus Dispatch All-Area team ... Notched 32 tackles, four sacks and two quarterback hurries as a junior ... Garnered three stars by Scout and two stars by Rivals.



Darius Maberry (17)

RB | 5-9 | 191 | FR
Bolton, Miss. | Clinton HS

High School: Voted a second-team 6A All-State selection ... Played in the Mississippi-Alabama All-Star game ... Rushed for more than 2,600 yards the last two seasons ... Totaled 54 touchdowns in his career, with 17 coming on the ground in each of his junior and senior years ... His Clinton HS team defeated Pearl for the 6A State Championship in 2016 ... Garnered three stars by Scout and two stars by Rivals.



Jimmie Terry (70)

OL | 6-3 | 372 | JR
Madison, Miss. | Tyler JC

Tyler JC: Started collegiate career at Louisville before transferring to Tyler JC

High School: Started every game for Madison Central his senior year as team went 9-4 and won a 6A championship ... Played in Alabama-Mississippi All-Star as a senior ... Team-high 39 pancakes blocks senior year ... First team all-region, also earning the Most Valuable Offensive Lineman ... Named Clarion Ledger second-team all-state and first team selection by the MAC ... Member of powerlifting team which won the 6A Super Heavyweight Division in the 6A region ... Rated three stars by Scout and two stars by Rivals.



Kris Reed (20)

DB | 5-10 | 173 | FR
Tallahassee, Fla. | Chiles HS

High School: Played wide receiver, defensive back and punt returner at Chiles HS ... One of his touchdowns was voted WTXL's Play of the Year ... Team went from 1-9 his sophomore year to 6-3 as a junior, earning first playoff appearance in 16-year history ... Produced 18 tackles, two interceptions and four pass deflections on defense ... Two-star pick by both Rivals and Scout.



Trevor Terry (82)

WR | 6-1 | 188 | SO
Long Beach, Miss. | Jones County JC

Jones County JC: Played his freshman season at Jones Junior College and caught 16 passes for 217 yards and a TD, which ranked second on the team ... Longest catch of the year was for 53 yards

High School: Prepped at Long Beach High School and was one of the top receivers ... Tallied 62 catches for 1,234 yards and 12 touchdowns earning Region 4-5A honors as well as all-state accolades ... Caught 46 passes for 640 yards and six touchdowns as a junior ... Two-star pick by both Rivals and Scout.



Marcelo Rodriguez (9)

WR | 6-2 | 201 | FR
Miami, Fla. | Columbus HS

High School: Helped his team to the district title as a senior with 1,082 passing yards and 12 touchdowns ... Ranked as a top-five quarterback in the Miami-Dade area ... Threw for 1,535 yards and 20 scores as a junior ... Played in 23rd Annual Miami-Dade All-Star Football Game ... Two-star pick by both Rivals and Scout.



2016 Season Statistics

2016 Statistics (Overall: 7-6; C-USA 4-4; Home 4-2; Away 2-4; Neutral 1-0)

Date	Opponent	Score	Overall	C-USA	Time	Attend
Sept. 3	at Kentucky	W/44-35	1-0	0-0	3:47	57,230
Sept. 10	SAVANNAH STATE	W/56-0	2-0	0-0	2:52	29,509
Sept. 17	TROY	L/31-37	2-1	0-0	4:12	27,905
Sept. 24	at UTEP*	W/34-7	3-1	1-0	3:07	21,419
Oct. 1	RICE*	W/44-28	4-1	2-0	3:19	28,325
Oct. 8	at UTSA*	L/32-55	4-2	2-1	3:25	19,818
Oct. 15	at LSU	L/10-45	4-3	2-1	3:11	102,164
Oct. 29	MARSHALL*	W/24-14	5-3	3-1	3:16	31,275
Nov. 5	CHARLOTTE*	L/27-38	5-4	3-2	3:21	28,347
Nov. 12	at Old Dominion*	L/35-51	5-5	3-3	3:16	20,118
Nov. 19	at North Texas*	L/23-29	5-6	3-4	3:26	19,120
Nov. 25	LOUISIANA TECH*	W/39-24	6-6	4-4	3:31	26,164
Dec. 17	vs. Louisiana-Lafayette#	W/28-21	7-6	4-4	3:55	35,061

* Conference USA game; # R+L Carriers New Orleans Bowl

TEAM STATISTICS	USM	OPP	SACKS BY-Yards	34-242	29-219
SCORING	427	384	MISC YARDS	10	0
Points Per Game	32.8	29.5	TOUCHDOWNS SCORED	55	50
Points Off Turnovers	47	118	FIELD GOALS-ATTEMPTS	15-18	10-14
FIRST DOWNS	307	193	ON-SIDE KICKS	0-3	0-2
Rushing	121	90	RED-ZONE SCORES	(47-55) 85%	(33-40) 82%
Passing	157	83	RED-ZONE TOUCHDOWNS	(37-55) 67%	(28-40) 70%
Penalty	29	20	PAT-ATTEMPTS	(50-52) 96%	(50-50) 100%
RUSHING YARDAGE	2269	1949	ATTENDANCE	171525	274930
Yards gained rushing	2688	2379	Games/Avg Per Game	6/28588	6/39978
Yards lost rushing	419	430	Neutral Site Games		1/35,061
Rushing Attempts	544	427	SCORE BY QUARTERS	1st	2nd
Average Per Rush	4.2	4.6		3rd	4th
Average Per Game	174.5	149.9			Total
TDs Rushing	26	28	Southern Miss	100	126
PASSING YARDAGE	3877	2274	Opponents	139	103
Comp-Att-Int	285-478-16	170-312-10	RUSHING	GP	Att
Average Per Pass	8.1	7.3		Gain	Loss
Average Per Catch	13.6	13.4		Net	Avg
Average Per Game	298.2	174.9		TD	Long
TDs Passing	26	19		Avg/G	
TOTAL OFFENSE	6146	4223	SMITH, Ito	13	265
Total Plays	1022	739	PAYNE, George	13	103
Average Per Play	6.0	5.7	PARKS, Tez	12	34
Average Per Game	472.8	324.8	HOWARD, Keon	4	44
KICK RETURNS: #-Yards	54-959	52-1158	ADAMSON, Parker	4	13
PUNT RETURNS: #-Yards	27-252	16-86	STAGGERS, Allenzae	13	3
INT RETURNS: #-Yards	10-180	16-157	HOLMES, Tyre'oune	10	4
KICK RETURN AVERAGE	17.8	22.3	SARRAZIN, Tyler	13	2
PUNT RETURN AVERAGE	9.3	5.4	KILCREASE, Collin	11	3
INT RETURN AVERAGE	18.0	9.8	OLINGER, Ben	1	1
FUMBLES-LOST	28-16	15-5	WHITEHEAD, Chase	12	1
PENALTIES-Yards	97-839	86-760	THOMPSON, D.J.	11	1
Average Per Game	64.5	58.5	JONES, Isaiah	12	1
PUNTS-Yards	54-2371	87-3756	ROBERTSON, Korey	13	1
Average Per Punt	43.9	43.2	MULLENS, Nick	11	51
Net punt average	40.5	39.8	Total	13	544
KICKOFFS-Yards	81-4703	70-4175	Opponents	13	427
Average Per Kick	58.1	59.6		2379	430
Net kick average	38.2	40.9	PASSING	G	Effic
TIME OF POSSESSION/Game	33:27	26:33		Cmp-Att-Int	Pct
3RD-DOWN Conversions	83/203	37/154		Yds	TD
3rd-Down Pct	41%	24%		Lng	Avg/G
4TH-DOWN Conversions	22/35	5/12	MULLENS, Nick	11	149.75
4th-Down Pct	63%	42%	HOWARD, Keon	4	95.92
			ADAMSON, Parker	4	98.75
			STAGGERS, Allenzae	13	247.40
			TEAM	11	0.00
			PARKS, Tez	12	-200.00
			THOMPSON, D.J.	11	0.00
			Total	13	139.01
			Opponents	13	129.40



2016 Season Statistics

RECEIVING	G	No.	Yds	Avg	TD	Long	Avg/G
STAGGERS, Allenzae	13	63	1165	18.5	7	93	89.6
THOMPSON, D.J.	11	47	510	10.9	6	35	46.4
SMITH, Ito	13	43	459	10.7	2	54	35.3
ROBERTSON, Korey	13	37	437	11.8	3	28	33.6
JONES, Isaiah	12	20	331	16.5	2	71	27.6
ALLEN, Julian	13	19	281	14.8	1	82	21.6
WHITEHEAD, Chase	12	18	286	15.9	2	78	23.8
RICARD, Marquise	8	12	182	15.2	2	55	22.8
PAYNE, George	13	10	67	6.7	0	31	5.2
HOLMES, Tyre'oune	10	8	102	12.8	0	24	10.2
WASHINGTON, Jay'Shawn	10	2	22	11.0	1	17	2.2
AARON, Jarell	4	2	13	6.5	0	8	3.2
PARKS, Tez	12	1	9	9.0	0	9	0.8
BRICKLEY, Shawn	3	1	8	8.0	0	8	2.7
HARRIS, Jerry	8	1	3	3.0	0	3	0.4
HOWARD, Keon	4	1	2	2.0	0	2	0.5
Total	13	285	3877	13.6	26	93	298.2
Opponents	13	170	2274	13.4	19	80	174.9

PUNT RETURNS	No.	Yds	Avg	TD	Long
STAGGERS, Allenzae	21	205	9.8	1	75
ANTOINE, D'Nerius	5	42	8.4	0	31
HOLMES, Tyre'oune	1	5	5.0	0	5
Total	27	252	9.3	1	75
Opponents	16	86	5.4	1	25

INTERCEPTIONS	No.	Yds	Avg	TD	Long
MOORE, Tarvarius	2	0	0.0	0	0
FOSTER, Devonta	2	65	32.5	1	61
MIKELL, Curtis	2	100	50.0	1	100
NELSON, Picasso	2	15	7.5	0	14
COLLINS, Trae	1	0	0.0	0	0
ARMSTRONG, Cornell	1	0	0.0	0	0
Total	10	180	18.0	2	100
Opponents	16	157	9.8	0	53

KICK RETURNS	No.	Yds	Avg	TD	Long
PARKS, Tez	19	368	19.4	0	30
ANTOINE, D'Nerius	8	159	19.9	0	54
JONES, Isaiah	7	149	21.3	0	26
MIKELL, Curtis	7	116	16.6	0	20
PARNELL, Devontre	5	107	21.4	0	26
PAYNE, George	3	43	14.3	0	27
WASHINGTON, Jay'Shawn	2	-11	-5.5	0	2
SCHRIMSHER, Paxton	2	19	9.5	0	12
SANGSTER, Jeremy	1	9	9.0	0	9
Total	54	959	17.8	0	54
Opponents	52	1158	22.3	0	53

FUMBLE RETURNS	No.	Yds	Avg	TD	Long
THIGPEN, Xavier	1	7	7.0	0	7
Total	1	7	7.0	0	7
Opponents	6	112	18.7	2	30

SCORING	TD	FGs	Kick	Rush	Rcv	Pass	DXP	Saf	Points
SMITH, Ito	19	0-0	0-0	0-0	0	0-0	0	0	114
SHAUNFIELD, Parker	0	12-14	40-40	0-0	0	0-0	0	0	76
STAGGERS, Allenzae	8	0-0	0-0	0-0	0	0-0	0	0	48
THOMPSON, D.J.	6	0-0	0-0	0-0	0	0-0	0	0	36
MULLENS, Nick	4	0-0	0-0	0-0	0	1-2	0	0	24
BRAUCHLE, Stephen	0	3-4	10-12	0-0	0	0-0	0	0	19
ROBERTSON, Korey	3	0-0	0-0	0-0	0	0-0	0	0	18
JONES, Isaiah	2	0-0	0-0	0-0	0	0-0	0	0	12
RICARD, Marquise	2	0-0	0-0	0-0	0	0-0	0	0	12
WHITEHEAD, Chase	2	0-0	0-0	0-0	0	0-0	0	0	12
HOWARD, Keon	2	0-0	0-0	0-0	0	0-0	0	0	12
PAYNE, George	2	0-0	0-0	0-0	0	0-0	0	0	12
ALLEN, Julian	1	0-0	0-0	0-0	1	0-0	0	0	8
FOSTER, Devonta	1	0-0	0-0	0-0	0	0-0	0	0	6
MIKELL, Curtis	1	0-0	0-0	0-0	0	0-0	0	0	6
ADAMSON, Parker	1	0-0	0-0	0-0	0	0-1	0	0	6
WASHINGTON, Jay'Shawn	1	0-0	0-0	0-0	0	0-0	0	0	6
Total	55	15-18	50-52	0-0	1	1-3	0	0	427
Opponents	50	10-14	50-50	0-0	0	0-0	0	2	384

TOTAL OFFENSE	G	Plays	Rush	Pass	Total	Avg/G
MULLENS, Nick	11	435	-54	3272	3218	292.5
SMITH, Ito	13	265	1459	0	1459	112.2
HOWARD, Keon	4	94	150	365	515	128.8
PAYNE, George	13	103	496	0	496	38.2
ADAMSON, Parker	4	52	60	193	253	63.2
PARKS, Tez	12	35	155	0	155	12.9
STAGGERS, Allenzae	13	5	39	47	86	6.6
HOLMES, Tyre'oune	10	4	30	0	30	3.0
SARRAZIN, Tyler	13	2	10	0	10	0.8
KILCREASE, Collin	11	3	8	0	8	0.7
OLINGER, Ben	1	1	2	0	2	2.0
WHITEHEAD, Chase	12	1	1	0	1	0.1
JONES, Isaiah	12	1	-2	0	-2	-0.2
ROBERTSON, Korey	13	1	-3	0	-3	-0.2
TEAM	11	18	-82	0	-82	-7.5
Total	13	1022	2269	3877	6146	472.8
Opponents	13	739	1949	2274	4223	324.8

FIELD GOALS	FGM-FGA	Pct	01-19	20-29	30-39	40-49	50-99	Lg	Blk
SHAUNFIELD, Parker	12-14	85.7	0-0	3-3	3-4	6-7	0-0	49	0
BRAUCHLE, Stephen	3-4	75.0	0-0	3-3	0-0	0-1	0-0	25	0

FG SEQUENCE	Southern Miss	Opponents
Kentucky	(31), (49), (25)	—
Savannah State	—	39
TROY	(41)	(30), 39, (42), (43)
UTEP	(34), (46)	—
RICE	(22), (42), (43)	—
UTSA	(28)	(45), (26)
LSU	(37)	(38)
Marshall	(44), 41	43
Charlotte	—	(22)
Old Dominion	—	—
North Texas	43, (25)	(26), (39)
Louisiana Tech	(22), (25)	(31), 40
LA	38	—

Numbers in parentheses indicate field goal was made.



2016 Season Statistics

PUNTING	No.	Yds	Avg	Long	TB	FC	I20	50+	Blkd
SARRAZIN, Tyler	53	2371	44.7	61	5	12	15	11	1
TEAM	1	0	0.0	0	0	0	0	0	0
Total	54	2371	43.9	61	5	12	15	11	1
Opponents	87	3756	43.2	72	2	17	32	18	1

KICKOFFS	No.	Yds	Avg	TB	OB	Retn	Net	YdLn
SARRAZIN, Tyler	53	3211	60.6	16	2			
BRAUCHLE, Stephen	18	934	51.9	0	0			
SHAUNFIELD, Parker	10	558	55.8	2	2			
Total	81	4703	58.1	18	4	1158	38.2	26
Opponents	70	4175	59.6	14	2	959	40.9	24

ALL PURPOSE	G	Rush	Rec	PR	KOR	IR	Tot	Avg/G
SMITH, Ito	13	1459	459	0	0	0	1918	147.5
STAGGERS, Allenzae	13	39	1165	205	0	0	1409	108.4
PAYNE, George	13	496	67	0	43	0	606	46.6
PARKS, Tez	12	155	9	0	368	0	532	44.3
THOMPSON, D.J.	11	0	510	0	0	0	510	46.4
JONES, Isaiah	12	-2	331	0	149	0	478	39.8
ROBERTSON, Corey	13	-3	437	0	0	0	434	33.4
WHITEHEAD, Chase	12	1	286	0	0	0	287	23.9
ALLEN, Julian	13	0	281	0	0	0	281	21.6
MIKELL, Curtis	13	0	0	0	116	100	216	16.6
ANTOINE, D'Nerius	13	0	0	42	159	0	201	15.5
RICARD, Marquise	8	0	182	0	0	0	182	22.8
HOWARD, Keon	4	150	2	0	0	0	152	38.0
HOLMES, Tyre'oune	10	30	102	5	0	0	137	13.7
PARNELL, Devontre	7	0	0	0	107	0	107	15.3
FOSTER, Devonta	13	0	0	0	0	65	65	5.0
ADAMSON, Parker	4	60	0	0	0	0	60	15.0
SCHRIMSHER, Paxton	10	0	0	0	19	0	19	1.9
NELSON, Picasso	13	0	0	0	0	15	15	1.2
AARON, Jarell	4	0	13	0	0	0	13	3.2
WASHINGTON, Jay/Shaw	10	0	22	0	-11	0	11	1.1
SARRAZIN, Tyler	13	10	0	0	0	0	10	0.8
SANGSTER, Jeremy	13	0	0	0	9	0	9	0.7
BRICKLEY, Shawn	3	0	8	0	0	0	8	2.7
KILCREASE, Collin	11	8	0	0	0	0	8	0.7
HARRIS, Jerry	8	0	3	0	0	0	3	0.4
OLINGER, Ben	1	2	0	0	0	0	2	2.0
MULLENS, Nick	11	-54	0	0	0	0	-54	-4.9
TEAM	11	-82	0	0	0	0	-82	-7.5
Total	13	2269	3877	252	959	180	7537	579.8
Opponents	13	1949	2274	86	1158	157	5624	432.6

2016 Scoring Drives

Game	Plays	Yds	TOP	Scoring Play
UK	7	49	3:36	I. Smith 8 run
UK	10	64	4:02	Shaunfield 31 field goal
UK	3	84	0:22	Jones 71 pass from Mullens
UK	11	84	4:20	Mullens 1 run
UK	8	66	2:39	Allen 18 pass from Mullens
UK	10	57	3:32	Mullens 1 run
UK	12	56	4:54	Shaunfield 49 field goal
UK	11	62	4:56	Shaunfield 25 field goal
SSU	12	78	4:48	Mullens 1 run
SSU	6	47	1:44	Robertson 18 pass from Mullens
SSU	1	76	0:00	I. Smith 86 run
SSU	5	85	1:58	Jones 65 pass from Mullens
SSU	7	88	2:46	Thompson 16 pass from Mullens
SSU	5	45	1:52	Payne 11 run
SSU	14	68	7:04	Ricard 12 pass from Adamson
TROY	8	34	1:57	Shaunfield 41 field goal
TROY	7	78	1:04	I. Smith 2 run
TROY	1	70	0:22	I. Smith 70 run
TROY	2	49	0:23	Staggers 16 pass from Mullens
UTEP	13	59	5:40	Shaunfield 34 field goal
UTEP	7	73	3:05	Thompson 6 pass from Mullens
UTEP	1	28	0:09	I. Smith 28 pass from Mullens
UTEP	5	47	1:44	Staggers 3 pass from Mullens
UTEP	4	4	0:56	Shaunfield 46 field goal

RICE	11	78	3:54	Shaunfield 22 field goal
RICE	1	75	0:11	Staggers 75 pass from Mullens
RICE	6	72	1:55	Shaunfield 42 field goal
RICE	3	74	0:51	Staggers 81 pass from Mullens
RICE	2	92	0:55	Staggers 93 pass from Mullens
RICE	9	48	3:43	I. Smith 2 run
RICE	6	67	2:15	Thompson 9 pass from Mullens
RICE	12	56	4:48	Shaunfield 43 field goal
UTSA	10	84	4:07	Washington 17 pass from Mullens
UTSA	10	79	3:47	I. Smith 1 run
UTSA	10	80	4:02	Thompson 35 pass from Mullens
UTSA	13	75	5:50	Shaunfield 28 field goal
UTSA	13	86	4:03	Whitehead 33 pass from Mullens
LSU	15	75	8:02	I. Smith 1 run
LSU	11	62	5:29	Shaunfield 38 field goal
MAR	15	75	5:31	I. Smith 1 run
MAR	6	56	1:32	Shaunfield 44 field goal
MAR	10	83	2:58	Staggers 4 pass from Mullens
MAR	4	64	1:30	I. Smith 40 run
CHAR	3	35	1:15	Robertson 7 pass from Mullens
CHAR	2	78	0:19	Whitehead 78 pass from Mullens
CHAR	11	90	4:07	I. Smith 8 run
CHAR	19	99	4:52	Adamson 2 run
ODU	8	64	3:54	Howard 2 run
ODU	11	73	4:30	I. Smith 1 run
ODU	12	82	4:34	I. Smith 2 run
ODU	8	93	2:36	I. Smith 1 run
ODU	1	55	0:13	Ricard 55 pass from Howard
NT	3	53	0:57	I. Smith 1 run
NT	3	75	1:16	I. Smith 2 run
NT	8	66	3:03	Payne 16 run
NT	5	4	1:25	Brauchle 25 field goal
LT	10	75	4:19	Howard 4 run
LT	10	42	4:40	Brauchle 22 field goal
LT	8	91	4:32	Thompson 21 pass from Mullens
LT	6	89	3:12	Thompson 8 pass from Mullens
LT	11	89	5:58	Robertson 6 pass from Mullens
LT	5	28	2:48	Brauchle 25 field goal
LT	4	1	1:11	Mullens 1 run
UL	3	67	0:57	I. Smith 11 run
UL	3	70	1:12	I. Smith 6 pass from Mullens
UL	11	75	4:18	Staggers 5 pass from Mullens
UL	14	83	6:14	Smith 1 run

Longest Drive – 99 yards vs. Charlotte

Most Plays – 19 vs. Charlotte

Fewest Plays on TD Drive – 1, 5x (last at Old Dominion)

Most Time Used on Scoring Drive – 8:02 at LSU

Shortest Time Used on TD Drive – 0:00 vs. Savannah State

No. of TD Drives Less than 2:00 – 22

No. of 90+ yard Drives – 5



2016 Season Statistics

DEFENSIVE LEADERS

	GP-GS	Tackles				TFL/Yds	-Sacks-	Pass Def			Fumbles		Blkd	
		Solo	Ast	Total				No-Yards	Int-Yds	BrUp	QBH	Rcv-Yds	FF	Kick
ANTOINE, D'Nerius	13-13	53	33	86	3.0-10	1.0-7	.	5	.	.	1	.	.	
BRADLEY, Dylan	13-13	31	33	64	15.5-72	8.5-56	.	3	.	1-0	2	2	.	
NELSON, Picasso	13-11	26	22	48	2.0-3	.	2-15	2	
ARMSTRONG, Cornell	13-13	35	12	47	1.0-5	.	1-0	8	
FOSTER, Devonta	13-13	29	15	44	1.0-2	.	2-65	4	1	
PARKER, Elijah	13-12	24	19	43	7.5-41	2.5-16	.	3	1	
RUFF, Sherrod	12-2	21	16	37	11.0-38	3.0-21	.	.	3	.	3	.	.	
MIKELL, Curtis	13-4	31	5	36	3.5-18	2.0-15	2-100	4	.	.	1	.	.	
THIGPEN, Xavier	13-13	20	13	33	12.5-63	5.0-31	.	2	6	1-7	2	1	.	
HARRIS, LaDarius	13-6	7	23	30	5.0-11	0.5-4	.	.	1	
YANCEY, Dariin	13-4	18	10	28	5.0-20	2.5-16	.	1	1	.	1	.	.	
PERRY, C.J.	13-13	9	17	26	2.5-5	0.5-2	
COLLINS, Trae	11-10	18	8	26	2.0-4	.	1-0	2	
POOLE, Ja'Boree	13-8	18	7	25	9.5-75	7.0-65	.	2	5	
TRULY, Deshadrick	12-0	13	11	24	1.5-3	.	.	2	.	1-0	.	.	.	
MOORE, Tarvarius	13-0	11	6	17	.	.	2-0	2	
DOUGLAS, Kelsey	12-1	10	6	16	1.5-10	
RILEY, Draper	7-5	11	4	15	3.5-5	
DAVIS, Walden	11-0	7	2	9	
DIXON, Derrick	5-0	4	3	7	2.5-7	0.5-3	
SANGSTER, Jeremy	13-0	5	2	7	0.5-2	
ABSTON, Justin	8-0	3	4	7	
CRAYTON, Rod	10-0	2	5	7	0.5-1	
SCHRIMSHER, Paxton	10-0	5	2	7	1.5-8	.	.	.	1	1-0	.	.	.	
SMITH, Demarrio	11-0	4	1	5	1.5-7	1.0-6	
MARKET, Demetrius	12-0	2	2	4	
SARRAZIN, Tyler	13-0	4	.	4	
APPLEWHITE, Jomez	8-0	1	2	3	
BLOCK, Cody	13-0	1	1	2	1-0	.	.	.	
PARNELL, Devontre	7-0	2	.	2	
McCORVEY, Jerry	8-2	1	1	2	.	.	.	1	1	
BRAUCHLE, Stephen	5-0	2	.	2	
MULLENS, Nick	11-11	2	.	2	
SMITH, Ito	13-13	2	.	2	
MARION, Xavier	7-0	1	.	1	
FLEMING, Jacob	9-4	1	.	1	
COLLINS, Juan	1-0	1	.	1	
THOMPSON, D.J.	11-10	1	.	1	
FARRIOR, Devin	13-8	1	.	1	
JONES, Isaiah	12-9	1	.	1	
PAYNE, George	13-3	1	.	1	
RICARD, Marquise	8-1	1	.	1	
SPENCER, Isaiah	7-0	.	1	1	
GUNN, Ernest	12-0	1	.	1	
TOM, Cameron	13-13	1	.	1	
Total	13-0	442	286	728	94-410	34-242	10-180	41	20	5-7	10	3	.	
Opponents	13-0	565	478	1043	92.0-403	29-219	16-157	56	19	16-112	22	2	2	



2016 Season Statistics

TEAM STATISTICS

Date	Opponent	---RUSHING---				-----RECEIVING-----				-----PASSING-----				-----KICK RET-----				-----PUNT RET-----				tot	off
		No.	Yds	TD	Lg	No.	Yds	TD	Lg	C-A-I	Yds	TD	Lg	No	Yds	TD	Lg	No	Yds	TD	Lg		
Sept. 3	at Kentucky	68	262	3	14	18	258	2	71	18-28-3	258	2	71	6	96	0	17	0	0	0	0	520	
Sept. 10	SAVANNAH STATE	50	369	3	86	21	246	4	65	21-29-1	246	4	65	1	20	0	20	5	90	1	75	615	
Sept. 17	TROY	29	158	2	70	24	263	1	24	24-52-2	263	1	24	8	135	0	30	3	2	0	1	421	
Sept. 24	at UTEP	39	202	0	28	16	176	3	28	16-27-0	176	3	28	0	0	0	0	4	41	0	25	378	
Oct. 1	RICE	34	111	1	13	25	591	4	93	25-36-1	591	4	93	4	83	0	30	1	6	0	6	702	
Oct. 8	at UTSA	39	179	1	28	25	378	3	35	25-50-1	378	3	35	9	142	0	25	4	51	0	31	557	
Oct. 15	at LSU	36	81	1	17	25	161	0	27	25-37-0	161	0	27	6	101	0	24	1	5	0	5	242	
Oct. 29	MARSHALL	45	174	2	40	22	300	1	52	22-40-0	300	1	52	0	0	0	0	3	12	0	9	474	
Nov. 5	CHARLOTTE	29	94	2	21	32	404	2	78	32-53-3	404	2	78	4	99	0	28	2	28	0	22	498	
Nov. 12	at Old Dominion	55	222	4	36	12	230	1	55	12-24-1	230	1	55	7	126	0	26	1	-1	0	0	452	
Nov. 19	at North Texas	44	198	3	69	11	182	0	47	11-27-3	182	0	47	3	52	0	27	0	0	0	0	380	
Nov. 25	LOUISIANA TECH	44	84	2	26	29	342	3	40	29-33-0	342	3	40	3	85	0	54	2	15	0	12	426	
Dec. 17	vs. UL Lafayette	32	135	2	24	25	346	2	66	25-42-1	346	2	66	3	20	0	12	1	3	0	3	481	
	Totals	544	2269	26	86	285	3877	26	93	285-478-16	3877	26	93	54	959	0	54	27	252	1	75	6146	
	Opponent	427	1949	28	92	170	2274	19	80	170-312-10	2274	19	80	52	1158	0	53	16	86	1	25	4223	

Date	Opponent	-----TACKLES-----			-SACKS-		---FUMBLE---		-----Pass-----			Blkd	---Kicks-----XPTS-----				Pts	
		Solo	Ast	Total	TFL-Yds	No-Yds	FF	FR-Yds	Int-Yds	QBH	Brk		Kick	Att-Mad	Run	Rcv		Saf
Sept. 3	at Kentucky	37	12	49	9.0-45	4.0-29	2	2-7	1-0	3	2	1	5-5	0	0	0	0	44
Sept. 10	SAVANNAH STATE	34	6	40	11.0-56	5.0-42	0	0-0	0-0	2	3	1	8-8	0	0	0	0	56
Sept. 17	TROY	47	28	75	9.0-34	0.0-0	0	0-0	1-61	2	4	0	4-4	0	0	0	0	31
Sept. 24	at UTEP	26	32	58	5.0-20	1.0-9	1	1-0	2-100	3	6	0	4-4	0	0	0	0	34
Oct. 1	RICE	50	18	68	12.0-54	7.0-44	3	0-0	0-0	1	2	0	5-5	0	0	0	0	44
Oct. 8	at UTSA	29	28	57	9.0-26	2.0-14	0	0-0	0-0	2	1	0	3-3	0	1	0	0	32
Oct. 15	at LSU	14	34	48	2.0-12	1.0-8	0	0-0	1-0	0	2	0	1-1	0	0	0	0	10
Oct. 29	MARSHALL	38	18	56	4.0-27	3.0-22	0	0-0	0-0	0	6	1	3-3	0	0	0	0	24
Nov. 5	CHARLOTTE	37	28	65	7.0-27	2.0-12	0	0-0	0-0	0	5	0	3-3	0	0	0	0	27
Nov. 12	at Old Dominion	19	32	51	7.0-18	1.0-4	0	0-0	0-0	2	2	0	5-5	0	0	0	0	35
Nov. 19	at North Texas	31	20	51	6.0-19	1.0-5	2	2-0	1-4	2	1	0	3-2	0	0	0	0	23
Nov. 25	LOUISIANA TECH	31	10	41	4.0-20	1.0-9	2	0-0	3-15	0	3	0	4-3	0	0	0	0	39
Dec. 17	vs. UL Lafayette	49	20	69	9.0-52	6.0-44	0	0-0	1-0	3	4	0	4-4	0	0	0	0	28
	Totals	442	286	728	94.0-410	34.0-242	10	5-7	10-180	20	41	3	52-50	0	1	0	427	
	Opponent	565	478	1043	92.0-403	29.0-219	22	16-112	16-157	19	56	2	50-50	0	0	2	384	

Date	Opponent	-----PUNTING-----							-----FIELD GOALS-----				-----KICKOFFS-----					
		No	Yds	Avg	Long	Blkd	TB	FC	50+	I20	Att-Made	Lg	Blkd	No	Yds	Avg	TB	OB
Sept. 3	at Kentucky	3	136	45.3	48	0	0	2	0	0	3-3	49	0	8	464	58.0	0	0
Sept. 10	SAVANNAH STATE	2	81	40.5	45	0	0	1	0	2	0-0	0	0	9	577	64.1	4	1
Sept. 17	TROY	8	360	45.0	57	0	1	2	3	1	1-1	41	0	6	345	57.5	0	0
Sept. 24	at UTEP	4	181	45.2	49	0	1	1	0	1	2-2	46	0	7	458	65.4	3	0
Oct. 1	RICE	2	76	38.0	40	0	0	2	0	0	3-3	43	0	9	563	62.6	3	1
Oct. 8	at UTSA	3	125	41.7	44	0	1	1	0	0	1-1	28	0	6	344	57.3	2	1
Oct. 15	at LSU	6	301	50.2	61	0	0	1	3	0	1-1	37	0	3	184	61.3	0	0
Oct. 29	MARSHALL	6	261	43.5	49	0	1	1	0	1	2-1	44	0	5	312	62.4	1	0
Nov. 5	CHARLOTTE	6	221	36.8	55	1	1	0	1	3	0-0	0	0	4	252	63.0	2	0
Nov. 12	at Old Dominion	3	110	36.7	41	0	0	0	0	2	0-0	0	0	6	289	48.2	0	0
Nov. 19	at North Texas	5	230	46.0	60	0	0	0	1	2	2-1	25	0	5	215	43.0	0	1
Nov. 25	LOUISIANA TECH	2	118	59.0	61	0	0	0	2	1	2-2	25	0	8	377	47.1	1	0
Dec. 17	at UL Lafayette	4	171	42.8	54	0	0	1	1	2	1-0	0	0	5	323	64.6	2	0
	Totals	54	2371	43.9	61	1	5	12	11	15	18-15	49	0	81	4703	58.1	18	4
	Opponent	87	3756	43.2	72	1	2	17	18	32	14-10	45	2	70	4175	59.6	14	2



2016 Season Statistics

OPPONENT STATISTICS

Date	Opponent	RUSHING				RECEIVING				PASSING				KICK RET				PUNT RET				tot off
		No.	Yds	TD	Lg	No.	Yds	TD	Lg	C-A-I	Yds	TD	Lg	No	Yds	TD	Lg	No	Yds	TD	Lg	
Sept. 3	at Kentucky	25	96	1	36	16	313	4	72	16-25-1	313	4	72	8	188	0	32	0	0	0	0	409
Sept. 10	SAVANNAH STATE	29	11	0	19	4	30	0	17	4-13-0	30	0	17	4	58	0	20	0	0	0	0	41
Sept. 17	TROY	49	186	1	39	10	123	3	34	10-28-1	123	3	34	5	123	0	35	2	14	0	15	309
Sept. 24	at UTEP	26	145	1	68	14	113	0	33	14-28-2	113	0	33	4	71	0	27	1	-1	0	0	258
Oct. 1	RICE	45	180	2	24	16	166	2	37	16-20-0	166	2	37	5	113	0	31	0	0	0	0	346
Oct. 8	at UTSA	35	339	6	92	10	193	1	77	10-12-0	193	1	77	3	101	0	39	1	-2	0	0	532
Oct. 15	at LSU	24	183	3	61	11	276	3	80	11-18-1	276	3	80	3	74	0	30	2	5	0	13	459
Oct. 29	MARSHALL	25	60	1	19	20	166	1	44	20-34-0	166	1	44	4	108	0	44	2	23	0	13	226
Nov. 5	CHARLOTTE	46	303	3	72	12	136	1	49	12-25-0	136	1	49	2	51	0	29	2	14	1	2	439
Nov. 12	at Old Dominion	31	170	4	67	13	150	2	39	13-19-0	150	2	39	4	108	0	53	1	-3	0	0	320
Nov. 19	at North Texas	29	111	1	35	14	267	2	55	14-29-1	267	2	55	4	28	0	24	3	10	0	11	378
Nov. 25	LOUISIANA TECH	16	8	2	18	22	246	0	40	22-39-3	246	0	40	3	82	0	37	0	0	0	0	254
Dec. 17	vs. UL Lafayette	47	157	3	13	8	95	0	20	8-22-1	95	0	20	3	53	0	20	2	26	0	25	252
	Opponent totals	427	1949	28	92	170	2274	19	80	170-312-10	2274	19	80	52	1158	0	53	16	86	1	25	4223
	Southern Miss	544	2269	26	86	285	3877	26	93	285-478-16	3877	26	93	54	959	0	54	27	252	1	75	6146

Date	Opponent	TACKLES			TFL-Yds	No-Yds	FUMBLE		Pass			Blkd Kick	Kicks				Pts	
		Solo	Ast	Total			FF	FR-Yds	Int-Yds	QBH	Brk		Att-Mad	Run	Rcv	Saf		
Sept. 3	at Kentucky	54	60	114	9.0-41	3.0-31	2	0-0	3-0	2	4	0	5-5	0	0	0	0	35
Sept. 10	SAVANNAH STATE	53	20	73	3.0-6	0.0-0	0	0-0	1-2	0	1	0	0-0	0	0	0	0	0
Sept. 17	TROY	48	20	68	5.0-26	0.0-0	2	1-0	2-4	1	10	0	4-4	0	0	0	0	37
Sept. 24	at UTEP	22	56	78	5.0-14	1.0-6	1	2-0	0-0	1	5	0	1-1	0	0	0	0	7
Oct. 1	RICE	48	10	58	7.0-15	2.0-9	3	2-0	1-0	1	5	0	4-4	0	0	0	0	28
Oct. 8	at UTSA	45	52	97	4.0-15	1.0-8	2	2-0	1-14	7	7	0	7-7	0	0	0	0	55
Oct. 15	at LSU	29	76	105	10.0-31	2.0-13	2	1-4	0-0	3	2	0	6-6	0	0	0	0	45
Oct. 29	MARSHALL	54	20	74	8.0-29	2.0-16	0	1-23	0-0	0	9	0	2-2	0	0	0	0	14
Nov. 5	CHARLOTTE	48	22	70	5.0-24	3.0-19	0	0-0	3-29	1	5	1	5-5	0	0	0	0	38
Nov. 12	at Old Dominion	43	44	87	11.0-66	6.0-57	5	4-30	1-0	2	2	0	7-7	0	0	1	51	
Nov. 19	at North Texas	36	32	68	11.0-44	4.0-24	2	1-0	3-55	1	1	0	3-3	0	0	1	29	
Nov. 25	LOUISIANA TECH	44	40	84	8.0-68	3.0-20	1	1-40	0-0	0	2	1	3-3	0	0	0	24	
Dec. 17	vs. UL Lafayette	41	26	67	6.0-24	2.0-16	2	1-15	1-53	0	3	0	3-3	0	0	0	21	
	Opponent totals	565	478	1043	92.0-403	29.0-219	22	16-112	16-157	19	56	2	50-50	0	0	2	384	
	Southern Miss	442	286	728	94.0-410	34.0-242	10	5-7	10-180	20	41	3	52-50	0	1	0	427	

Date	Opponent	PUNTING							FIELD GOALS				KICKOFFS					
		No	Yds	Avg	Long	Blkd	TB	FC	50+	I20	Att-Made	Lg	Blkd	No	Yds	Avg	TB	OB
Sept. 3	at Kentucky	5	171	34.2	45	1	0	2	0	2	0-0	0	0	6	367	61.2	0	0
Sept. 10	SAVANNAH STATE	11	498	45.3	62	0	0	0	3	1	1-0	0	1	1	59	59.0	0	0
Sept. 17	TROY	9	369	41.0	58	0	0	3	1	3	4-3	43	0	8	456	57.0	0	0
Sept. 24	at UTEP	6	306	51.0	69	0	0	1	2	2	0-0	0	0	2	130	65.0	2	0
Oct. 1	RICE	9	364	40.4	54	0	0	2	2	4	0-0	0	0	5	291	58.2	1	0
Oct. 8	at UTSA	4	175	43.8	49	0	0	0	0	1	2-2	45	0	9	554	61.6	0	0
Oct. 15	at LSU	3	174	58.0	68	0	1	1	3	1	1-1	38	0	8	494	61.8	2	0
Oct. 29	MARSHALL	10	469	46.9	72	0	0	3	3	6	1-0	0	1	2	128	64.0	1	1
Nov. 5	CHARLOTTE	7	285	40.7	44	0	1	1	0	2	1-1	22	0	7	417	59.6	3	0
Nov. 12	at Old Dominion	8	302	37.8	50	0	0	2	1	5	0-0	0	0	8	437	54.6	0	1
Nov. 19	at North Texas	6	243	40.5	54	0	0	0	1	3	2-2	39	0	6	388	64.7	3	0
Nov. 25	LOUISIANA TECH	3	150	50.0	53	0	0	0	2	1	2-1	31	0	4	251	62.8	1	0
Dec. 17	vs. UL Lafayette	6	250	41.7	49	0	0	2	0	1	0-0	0	0	4	203	50.8	1	0
	Opponent totals	87	3756	43.2	72	1	2	17	18	32	14-10	45	2	70	4175	59.6	14	2
	Southern Miss	54	2371	43.9	61	1	5	12	11	15	18-15	49	0	81	4703	58.1	18	4



2016 Season Statistics

INDIVIDUAL GAME HIGHS

Rushes	36	SMITH, Ito at Kentucky (Sep 03, 2016)
Yards Rushing	173	SMITH, Ito at Kentucky (Sep 03, 2016)
TD Rushes	3	SMITH, Ito at Old Dominion (Nov 12, 2016)
Long Rush	86	SMITH, Ito vs Savannah State (Sep 10, 2016)
Pass attempts	52	MULLENS, Nick vs TROY (Sep 17, 2016)
Pass completions	29	MULLENS, Nick vs Louisiana Tech (Nov 25, 2016)
Yards Passing	591	MULLENS, Nick vs RICE (Oct 1, 2016)
TD Passes	4	MULLENS, Nick vs RICE (Oct 1, 2016)
Long Pass	93	MULLENS, Nick vs RICE (Oct 1, 2016)
Receptions	12	THOMPSON, D.J. vs Louisiana Tech (Nov 25, 2016)
Yards Receiving	292	STAGGERS, Allenzae vs RICE (Oct 1, 2016)
TD Receptions	3	STAGGERS, Allenzae vs RICE (Oct 1, 2016)
Long Reception	93	STAGGERS, Allenzae vs RICE (Oct 1, 2016)
Field Goals	3	SHAUNFIELD, Parker at Kentucky (Sep 03, 2016)
		SHAUNFIELD, Parker vs RICE (Oct 1, 2016)
Long Field Goal	49	SHAUNFIELD, Parker at Kentucky (Sep 03, 2016)
Punts	8	SARRAZIN, Tyler vs TROY (Sep 17, 2016)
Punting Avg	59.0	SARRAZIN, Tyler vs Louisiana Tech (Nov 25, 2016)
Long Punt	61	SARRAZIN, Tyler at LSU (Oct 15, 2016)
		SARRAZIN, Tyler vs Louisiana Tech (Nov 25, 2016)
Punts inside 20	3	SARRAZIN, Tyler vs Charlotte (Nov 05, 2016)
Long Punt Return	75	STAGGERS, Allenzae vs Savannah State (Sep 10, 2016)
Long Kickoff Return	54	ANTOINE, D'Nerius vs Louisiana Tech (Nov 25, 2016)
Tackles	12	ANTOINE, D'Nerius vs Charlotte (Nov 05, 2016)
Sacks	3.5	BRADLEY, Dylan vs Rice (Oct 1, 2016)
Tackles For Loss	4.0	THIGPEN, Xavier vs Troy (Sep 17, 2016)
Interceptions	2	MIKELL, Curtis at UTEP (Sep 24, 2016)
		NELSON, Picasso vs Louisiana Tech (Nov 25, 2016)

TEAM GAME HIGHS

Rushes	68	at Kentucky (Sep 03, 2016)
Yards Rushing	369	vs Savannah State (Sep 10, 2016)
Yards Per Rush	7.4	vs Savannah State (Sep 10, 2016)
TD Rushes	4	at Old Dominion (Nov 12, 2016)
Pass attempts	53	vs Charlotte (Nov 05, 2016)
Pass completions	32	vs Charlotte (Nov 05, 2016)
Yards Passing	591	vs RICE (Oct 1, 2016)
Yards Per Pass	16.4	vs RICE (Oct 1, 2016)
TD Passes	4	vs Savannah State (Sep 10, 2016)
		vs RICE (Oct 1, 2016)
Total Plays	96	at Kentucky (Sep 03, 2016)
Total Offense	702	vs RICE (Oct 1, 2016)
Yards Per Play	10.0	vs RICE (Oct 1, 2016)
Points	56	vs Savannah State (Sep 10, 2016)
Sacks By	7	vs RICE (Oct 1, 2016)
First Downs	32	at Kentucky (Sep 03, 2016)
Penalties	16	vs TROY (Sep 17, 2016)
Penalty Yards	135	vs TROY (Sep 17, 2016)
Turnovers	5	at Old Dominion (Nov 12, 2016)
Interceptions By	3	vs Louisiana Tech (Nov 25, 2016)
Punts	8	vs TROY (Sep 17, 2016)
Punting Avg	59.0	vs Louisiana Tech (Nov 25, 2016)
Long Punt	61	at LSU (Oct 15, 2016)
		vs Louisiana Tech (Nov 25, 2016)
Punts inside 20	3	vs Charlotte (Nov 05, 2016)
Long Punt Return	75	vs Savannah State (Sep 10, 2016)

OPPONENT INDIVIDUAL GAME HIGHS

Rushes	36	Chunn, Jordan, vs TROY (Sep 17, 2016)
Yards Rushing	183	PHILLIPS, Kalif, vs Charlotte (Nov 05, 2016)
TD Rushes	3	Rhodes, at UTSA (Oct 8, 2016)
Long Rush	92	Williams, J., at UTSA (Oct 8, 2016)
Pass attempts	39	HIGGINS, Ryan, vs Louisiana Tech (Nov 25, 2016)
Pass completions	22	HIGGINS, Ryan, vs Louisiana Tech (Nov 25, 2016)
Yards Passing	323	Drew Barker, at Kentucky (Sep 03, 2016)
TD Passes	4	Drew Barker, at Kentucky (Sep 03, 2016)
Long Pass	80	Danny Etling, at LSU (Oct 15, 2016)
Receptions	10	TAYLOR, Trent, vs Louisiana Tech (Nov 25, 2016)
Yards Receiving	162	SMILEY, Turner, at North Texas (Nov 19, 2016)
TD Receptions	2	Garrett Johnson, at Kentucky (Sep 03, 2016)

Long Reception	80	Malachi Dupre, at LSU (Oct 15, 2016)
Field Goals	3	SMILEY, Turner, at North Texas (Nov 19, 2016)
Long Field Goal	45	DJ Chark, at LSU (Oct 15, 2016)
Punts	10	Kay, Ryan, vs TROY (Sep 17, 2016)
Punting Avg	58.0	Falcon, at UTSA (Oct 8, 2016)
Long Punt	72	VEDVIK, Kaare, vs Marshall (Oct 29, 2016)
Punts inside 20	6	Josh Growden, at LSU (Oct 15, 2016)
Long Punt Return	25	VEDVIK, Kaare, vs Marshall (Oct 29, 2016)
Long Kickoff Return	53	VEDVIK, Kaare, vs Marshall (Oct 29, 2016)
Tackles	19	McGuire, Elijah, at LA (Dec 17, 2016)
Sacks	2.5	PASCAL, Zach, at Old Dominion (Nov 12, 2016)
Tackles For Loss	3.0	Jordan Jones, at Kentucky (Sep 03, 2016)
Interceptions	2	FERGUSON, J., vs Louisiana Tech (Nov 25, 2016)
		Strong Jr., at UTSA (Oct 8, 2016)
		J.D. Harmon, at Kentucky (Sep 03, 2016)
		WINCHESTER, T., vs Charlotte (Nov 05, 2016)
		BROOKS, Nate, at North Texas (Nov 19, 2016)

OPPONENT TEAM GAME HIGHS

Rushes	49	vs TROY (Sep 17, 2016)
Yards Rushing	339	at UTSA (Oct 8, 2016)
Yards Per Rush	9.7	at UTSA (Oct 8, 2016)
TD Rushes	6	at UTSA (Oct 8, 2016)
Pass attempts	39	vs Louisiana Tech (Nov 25, 2016)
Pass completions	22	vs Louisiana Tech (Nov 25, 2016)
Yards Passing	313	at Kentucky (Sep 03, 2016)
Yards Per Pass	16.1	at UTSA (Oct 8, 2016)
TD Passes	4	at Kentucky (Sep 03, 2016)
Total Plays	77	vs TROY (Sep 17, 2016)
Total Offense	532	at UTSA (Oct 8, 2016)
Yards Per Play	11.3	at UTSA (Oct 8, 2016)
Points	55	at UTSA (Oct 8, 2016)
Sacks By	6	at Old Dominion (Nov 12, 2016)
First Downs	21	at LA (Dec 17, 2016)
Penalties	12	at North Texas (Nov 19, 2016)
Penalty Yards	95	at North Texas (Nov 19, 2016)
Turnovers	3	at Kentucky (Sep 03, 2016)
		at UTEP (Sep 24, 2016)
		at North Texas (Nov 19, 2016)
		vs Louisiana Tech (Nov 25, 2016)
Interceptions By	3	at Kentucky (Sep 03, 2016)
		vs Charlotte (Nov 05, 2016)
		at North Texas (Nov 19, 2016)
Punts	11	vs Savannah State (Sep 10, 2016)
Punting Avg	58.0	at LSU (Oct 15, 2016)
Long Punt	72	vs Marshall (Oct 29, 2016)
Punts inside 20	6	vs Marshall (Oct 29, 2016)
Long Punt Return	25	at Louisiana-Lafayette (Dec 17, 2016)



2016 Season Statistics

Southern Miss Inside Opponent Red-Zone

Date	Opponent	Score	Times In RZ	Times Scored	Total Pts	Rush TDs	Pass TDs	TDs	FGs Made	FGA	Downs	Int	Fumb	Half	Game
Sept. 3	at Kentucky	W	6	6	34	4	3	1	2	0	0	0	0	0	0
Sept. 10	Savannah State	W	5	4	28	4	2	2	0	0	1	0	0	0	0
Sept. 17	TROY	L	3	2	14	2	1	1	0	0	0	0	0	1	0
Sept. 24	at UTEP	W	4	3	17	2	0	2	1	0	0	0	0	1	0
Oct. 1	RICE	W	5	4	20	2	1	1	2	0	0	0	0	1	0
Oct. 8	at UTSA	L	5	3	17	2	1	1	1	0	1	1	0	0	0
Oct. 15	at LSU	L	2	2	10	1	1	0	1	0	0	0	0	0	0
Oct. 29	Marshall	W	3	2	14	2	1	1	0	0	0	0	1	0	0
Nov. 5	Charlotte	L	3	3	20	3	2	1	0	0	0	0	0	0	0
Nov. 12	at Old Dominion	L	4	4	28	4	4	0	0	0	0	0	0	0	0
Nov. 19	at North Texas	L	4	4	23	3	3	0	1	0	0	0	0	0	0
Nov. 25	Louisiana Tech	W	6	6	32	4	2	2	2	0	0	0	0	0	0
Dec. 17	vs. UL Lafayette	W	5	4	28	4	2	2	0	1	0	0	0	0	0
Totals			55	47	285	37	23	14	10	1	2	1	1	3	0

47 of 55 (85.5%)

Opponents Inside Southern Miss Red-Zone

Date	Opponent	Score	In RZ	Times Scored	Total Pts	Rush TDs	Pass TDs	TDs	FGs Made	FGA	Downs	Int	Fumb	Half	Game
Sept. 3	at Kentucky	W	44-35	3	2	14	2	1	1	0	0	0	0	1	0
Sept. 10	Savannah State	W	56-0	1	0	0	0	0	0	0	1	0	0	0	0
Sept. 17	TROY	L	31-37	2	2	10	1	0	1	1	0	0	0	0	0
Sept. 24	at UTEP	W	34-7	1	0	0	0	0	0	0	0	0	1	0	0
Oct. 1	RICE	W	44-28	3	3	21	3	1	2	0	0	0	0	0	0
Oct. 8	at UTSA	L	32-55	6	6	38	5	5	0	1	0	0	0	0	0
Oct. 15	at LSU	L	10-45	2	2	14	2	2	0	0	0	0	0	0	0
Oct. 29	Marshall	W	24-14	1	1	7	1	1	0	0	0	0	0	0	0
Nov. 5	Charlotte	L	27-38	4	4	24	3	2	1	1	0	0	0	0	0
Nov. 12	at Old Dominion	L	35-51	5	4	28	4	3	1	0	0	0	0	1	0
Nov. 19	at North Texas	L	23-29	5	3	17	2	1	1	1	0	0	0	1	0
Nov. 25	Louisiana Tech	W	39-24	4	3	17	2	2	0	1	0	1	0	0	0
Dec. 17	vs. UL Lafayette	W	28-21	3	3	21	3	3	0	0	0	0	0	0	0
Totals				40	33	211	28	21	7	5	1	1	1	2	0

33 of 40 (82.5%)

3rd-Down Conversions

Date	Opponent	Score	Overall	1st Qtr	2nd Qtr	3rd Qtr	4th Qtr	
Sept. 3	at Kentucky	W	44-35	9-17	52.9%	2-4	50.0%	
Sept. 10	Savannah State	W	56-0	8-14	57.1%	3-3	100.0%	
Sept. 17	TROY	L	31-37	4-18	22.2%	1-4	25.0%	
Sept. 24	at UTEP	W	34-7	7-16	43.8%	5-8	62.5%	
Oct. 1	RICE	W	44-28	7-13	53.8%	2-4	50.0%	
Oct. 8	at UTSA	L	32-55	10-18	55.6%	1-4	25.0%	
Oct. 15	at LSU	L	10-45	7-18	38.9%	0-4	0.0%	
Oct. 29	Marshall	W	24-14	6-18	33.3%	1-4	25.0%	
Nov. 5	Charlotte	L	27-38	4-15	26.7%	1-3	33.3%	
Nov. 12	at Old Dominion	L	35-51	5-15	33.3%	1-4	25.0%	
Nov. 19	at North Texas	L	23-29	3-13	23.1%	0-2	0.0%	
Nov. 25	Louisiana Tech	W	39-24	6-14	42.9%	1-3	33.3%	
Dec. 17	at UL Lafayette	W	28-21	7-14	50.0%	0-1	0.0%	
Southern Miss			83-203	40.9%	18-48	37.5%	17-47	36.2%
Opponents			37-154	24.0%	8-36	22.2%	17-49	34.7%

4th-Down Conversions

Date	Opponent	Score	Overall	1st Qtr	2nd Qtr	3rd Qtr	4th Qtr	
Sept. 3	at Kentucky	W	44-35	1-2	50.0%	0-0	0.0%	
Sept. 10	Savannah State	W	56-0	3-4	75.0%	0-0	0.0%	
Sept. 17	TROY	L	31-37	2-4	50.0%	0-1	0.0%	
Sept. 24	at UTEP	W	34-7	1-2	50.0%	0-1	0.0%	
Oct. 1	RICE	W	44-28	0-0	0.0%	0-0	0.0%	
Oct. 8	at UTSA	L	32-55	2-4	50.0%	1-1	100.0%	
Oct. 15	at LSU	L	10-45	1-2	50.0%	1-1	100.0%	
Oct. 29	Marshall	W	24-14	2-3	66.7%	1-1	100.0%	
Nov. 5	Charlotte	L	27-38	4-4	100.0%	0-0	0.0%	
Nov. 12	at Old Dominion	L	35-51	3-4	75.0%	0-0	0.0%	
Nov. 19	at North Texas	L	23-29	1-3	33.3%	0-0	0.0%	
Nov. 25	Louisiana Tech	W	39-24	2-3	66.7%	1-1	100.0%	
Dec. 17	at UL Lafayette	W	28-21	0-0	0.0%	0-0	0.0%	
Southern Miss			22-35	62.9%	4-6	66.7%	3-3	100.0%
Opponents			5-12	41.7%	1-2	50.0%	1-1	100.0%

Time of Possession

Date	Opponent	Score	Overall	1st Qtr	2nd Qtr	3rd Qtr	4th Qtr
Sept. 3	at Kentucky	W	44-35	40:32	8:08	9:52	11:33
Sept. 10	Savannah State	W	56-0	34:32	7:01	6:36	10:41
Sept. 17	TROY	L	31-37	24:06	5:02	4:54	8:53
Sept. 24	at UTEP	W	34-7	32:28	11:16	7:07	3:22
Oct. 1	RICE	W	44-28	28:54	6:35	4:56	6:14
Oct. 8	at UTSA	L	32-55	34:41	7:10	9:57	10:06
Oct. 15	at LSU	L	10-45	37:59	11:14	7:21	10:15
Oct. 29	Marshall	W	24-14	34:10	9:56	7:18	8:32
Nov. 5	Charlotte	L	27-38	30:34	8:54	7:05	7:01
Nov. 12	at Old Dominion	L	35-51	34:39	8:42	8:44	11:47
Nov. 19	at North Texas	L	23-29	33:25	7:59	7:52	10:42
Nov. 25	Louisiana Tech	W	39-24	38:22	9:18	9:08	8:55
Dec. 17	at UL Lafayette	W	28-21	30:34	3:45	8:40	10:01
Southern Miss			105:00	99:30	117:28	112:58	0:00
Opponents			33:27	8:04	7:39	9:02	8:41
Total			345:04	90:00	95:30	77:32	82:02
Avg.			26:32	6:55	7:20	5:57	6:18



2016 Season Statistics

TOTAL TACKLES

	UA-A	TOT	UK	SSU	TROY	UTEP	RICE	UTSA	LS	MAR	CHA	ODU	NT	LT	UL
ANTOINE, D. DB	53-33	86	4-1	-	6-2	5-3	9-2	1-3	0-4	5-2	7-5	3-4	4-5	6-1	3-1
BRADLEY, Dylan DL	31-33	64	5-2	4-0	4-5	2-4	4-3	3-3	0-3	2-2	1-3	1-5	1-1	1-0	3-2
NELSON, Picasso DB	26-22	48	2-1	-	2-2	2-0	4-2	1-2	0-2	2-2	0-2	1-1	1-4	6-3	5-1
ARMSTRONG, C. DB	35-12	47	5-0	0-1	0-1	2-2	2-3	3-0	1-3	6-2	4-0	2-0	3-0	5-0	2-0
FOSTER, Devonta DB	29-15	44	3-2	-	3-0	1-1	4-0	3-1	0-3	4-0	4-1	1-2	1-3	0-1	5-1
PARKER, Elijah LB	24-19	43	2-1	2-0	4-2	1-1	1-1	2-1	3-4	4-3	3-2	-	-	1-2	1-2
RUFF, Sherrod LB	21-16	37	3-0	2-0	3-0	1-2	1-1	2-3	0-1	DNP	0-3	1-4	1-0	4-1	3-1
MIKELL, Curtis DB	31-5	36	-	1-0	3-1	3-0	8-0	2-1	1-1	-	1-1	-	4-0	4-0	4-1
THIGPEN, Xavier DL	20-13	33	1-1	1-0	8-0	0-2	-	1-2	-	-	2-2	1-3	2-1	-	4-2
HARRIS, L. DL	7-23	30	-	0-1	3-2	1-5	2-3	0-6	0-3	-	0-1	1-1	-	0-1	-
YANCEY, Darian LB	18-10	28	4-1	2-0	1-4	2-1	2-0	1-1	-	5-1	1-1	-	-	-	0-1
COLLINS, Trae DB	18-8	26	2-1	1-1	0-1	1-0	3-0	3-1	2-3	3-1	3-0	-	DNP	DNP	-
PERRY, C.J. LB	9-17	26	-	-	-	0-3	3-0	0-1	2-2	1-2	0-1	0-5	1-1	-	2-2
POOLE, Ja'Boree DL	18-7	25	1-0	1-1	3-0	-	2-2	2-0	-	0-1	2-1	-	-	-	7-2
TRULY, D. DB	13-11	24	-	2-1	2-1	2-1	1-0	-	2-4	-	DNP	1-0	2-1	0-1	1-2
MOORE, T. DB	11-6	17	1-0	-	1-2	-	1-0	1-0	1-0	0-1	1-2	1-1	-	-	4-0
DOUGLAS, Kelsey DB	10-6	16	-	1-0	-	3-0	-	1-0	1-1	-	2-2	-	0-3	2-0	DNP
RILEY, Draper DL	11-4	15	DNP	DNP	DNP	DNP	DNP	DNP	-	3-0	5-1	1-3	2-0	-	-
DAVIS, Walden	7-2	9	1-0	1-0	-	0-1	-	1-0	DNP	DNP	-	-	1-1	1-0	2-0
ABSTON, Justin DB	3-4	7	2-0	-	0-2	0-1	1-1	-	-	-	DNP	DNP	DNP	DNP	DNP
SCHRIMSHER, P. LB	5-2	7	DNP	-	-	-	DNP	-	-	DNP	-	1-2	3-0	-	1-0
DIXON, Derrick DL	4-3	7	DNP	4-1	DNP	0-2	-	-	-	DNP	DNP	DNP	DNP	DNP	DNP
CRAYTON, Rod DL	2-5	7	-	2-0	-	0-1	DNP	0-2	-	0-1	-	0-1	DNP	DNP	-
SANGSTER, J. LB	5-2	7	0-1	5-0	-	-	-	0-1	-	-	-	-	-	-	-
SMITH, Demarrio DL	4-1	5	DNP	2-0	DNP	0-1	1-0	-	-	1-0	-	-	-	-	-
MARKET, D.	2-2	4	0-1	-	-	0-1	1-0	-	-	-	-	1-0	DNP	-	-
SARRAZIN, Tyler	4-0	4	-	-	-	-	-	1-0	1-0	1-0	-	1-0	-	-	-
APPLEWHITE, J. DB	1-2	3	-	-	-	-	DNP	-	DNP	DNP	DNP	DNP	1-0	-	0-2
McCORVEY, Jerry DL	1-1	2	-	DNP	1-1	-	-	DNP	-	DNP	DNP	DNP	-	-	-
PARNELL, D. DB	2-0	2	DNP	1-0	DNP	DNP	DNP	DNP	-	-	-	-	1-0	DNP	-
BRAUCHLE, S.	2-0	2	1-0	DNP	-	DNP	DNP	DNP	DNP	DNP	DNP	1-0	-	-	DNP
MULLENS, Nick	2-0	2	-	-	-	-	-	-	-	1-0	-	DNP	DNP	-	1-0
BLOCK, Cody	1-1	2	-	-	1-1	-	-	-	-	-	-	-	-	-	-
SMITH, Ito	2-0	2	-	-	1-0	-	-	-	-	-	-	1-0	-	-	-
GUNN, Ernest DB	1-0	1	-	-	-	-	DNP	-	-	-	-	-	1-0	-	-
MARION, Xavier DB	1-0	1	-	-	-	-	DNP	DNP	DNP	DNP	-	DNP	-	1-0	DNP
COLLINS, Jauan DL	1-0	1	DNP	1-0	DNP	DNP	DNP	DNP	DNP	DNP	DNP	DNP	DNP	DNP	DNP
SPENCER, Isaiah LB	0-1	1	-	-	0-1	DNP	DNP	-	-	-	DNP	-	DNP	DNP	DNP
THOMPSON, D.J.	1-0	1	-	-	-	-	-	1-0	-	-	DNP	-	DNP	-	-
FLEMING, Jacob	1-0	1	-	1-0	-	-	-	DNP	DNP	-	DNP	-	-	-	DNP
PAYNE, George	1-0	1	-	-	1-0	-	-	-	-	-	-	-	-	-	-
RICARD, M.	1-0	1	-	-	-	DNP	DNP	DNP	DNP	-	-	-	1-0	DNP	-
TOM, Cameron	1-0	1	-	-	-	-	-	-	-	-	-	-	-	-	1-0
FARRIOR, Devin	1-0	1	-	-	-	-	-	-	-	-	-	-	1-0	-	-
JONES, Isaiah	1-0	1	-	-	-	-	-	-	-	-	1-0	-	-	DNP	-



2016 Season Statistics

Southern Miss Passing Game-by-Game

Mullens, Nick	Att	Comp	Int	Pct	Yards	TD	Long	Sack	Yds	Effic
Kentucky	28	18	3	64.3	258	2	71	3	31	143.8
Savannah State	20	16	1	80.0	216	3	65	0	0	210.2
TROY	52	24	2	46.2	263	1	24	0	0	87.3
UTEP	27	16	0	59.3	176	3	28	1	6	150.7
RICE	36	25	1	69.4	591	4	93	2	9	238.5
UTSA	47	24	1	51.1	370	3	35	1	8	134.0
LSU	36	25	0	69.4	161	0	27	2	13	107.0
Marshall	40	22	0	55.0	300	1	52	2	16	126.2
Charlotte	25	19	2	76.0	249	2	78	3	19	170.1
Louisiana Tech	33	29	0	87.9	342	3	40	3	20	204.9
UL Lafayette	40	25	1	62.5	346	2	66	2	16	146.7
TOTALS	384	243	11	63.3	3272	24	93	19	138	149.8

Howard, Keon	Att	Comp	Int	Pct	Yards	TD	Long	Sack	Yds	Effic
Old Dominion	24	12	1	50.0	230	1	55	6	57	135.9
North Texas	26	10	3	38.5	135	0	34	4	24	59.0
TOTALS	50	22	4	44.0	365	1	55	10	81	95.9

Adamson, Parker	Att	Comp	Int	Pct	Yards	TD	Long	Sack	Yds	Effic
Savannah State	9	5	0	55.6	30	1	12	0	0	120.2
UTSA	3	1	0	33.3	8	0	8	0	0	55.7
Charlotte	27	13	0	48.1	155	0	31	0	0	96.4
TOTALS	39	19	0	48.7	193	1	31	0	0	98.7

Southern Miss Rushing Game-by-Game

RUSHING	No-Yds/TD	UK	SSU	TROY	UTEP	RICE	UTSA	LS	MAR	CHA	ODU	NT	LT	UL
SMITH, Ito	265-1459/17	36-173/1	8-128/1	20-131/2	16-108/0	19-77/1	20-94/1	16-64/1	26-140/2	15-69/1	20-97/3	19-113/2	24-127/0	26-138/2
PAYNE, George	103-496/2	16-100/0	14-116/1	5-31/0	9-46/0	5-24/0	9-19/0	11-26/0	11-51/0	5-19/0	3-4/0	7-50/1	6--3/0	2-13/0
PARKS, Tez	34-155/0	-	13-68/0	-	3-16/0	-	5-44/0	5-5/0	-	-	3-25/0	4--4/0	DNP	1-1/0
HOWARD, Keon	44-150/2	DNP	DNP	DNP	DNP	DNP	DNP	DNP	DNP	DNP	28-98/1	12-40/0	4-12/1	-
ADAMSON, Parker	13-60/1	DNP	6-28/0	DNP	2-7/0	DNP	1-6/0	DNP	DNP	4-19/1	DNP	DNP	DNP	DNP
STAGGERS, A.	3-39/0	-	-	-	1-12/0	-	1-28/0	-	1--1/0	-	-	-	-	-
HOLMES, T.	4-30/0	2-7/0	1-18/0	-	1-5/0	-	DNP	DNP	DNP	-	-	-	-	-
SARRAZIN, Tyler	2-10/0	-	-	1-6/0	-	-	-	-	-	-	-	1-4/0	-	-
KILCREASE, C.	3-8/0	DNP	2-7/0	-	1-1/0	DNP	-	-	-	-	-	-	-	-
OLINGER, Ben	1-2/0	DNP	1-2/0	DNP	DNP	DNP	DNP	DNP	DNP	DNP	DNP	DNP	DNP	DNP
WHITEHEAD, C.	1-1/0	DNP	1-1/0	-	-	-	-	-	-	-	-	-	-	-
THOMPSON, D.J.	1-0/0	-	-	-	1-0/0	-	-	-	-	DNP	-	DNP	-	-
JONES, Isaiah	1--2/0	-	-	-	-	-	-	-	-	-	1--2/0	-	DNP	-
ROBERTSON, K.	1--3/0	-	-	-	1--3/0	-	-	-	-	-	-	-	-	-
MULLENS, Nick	51--54/4	10--14/2	2-3/1	2-7/0	4-10/0	7-13/0	2--7/0	4--14/0	5--14/0	5--13/0	DNP	DNP	8--9/1	2--16/0
TEAM	17--82/0	4--4/0	2--2/0	1--17/0	-	3--3/0	1--5/0	DNP	2--2/0	-	DNP	1--5/0	2--43/0	1--1/0



2016 Season Statistics

Southern Miss Receiving Game-by-Game

RECEIVING	No-Yds/TD	UK	SSU	TROY	UTEP	RICE	UTSA	LS	MAR	CHA	ODU	NT	LT	UL
STAGGERS, A.	63-1165/7	2-46/0	1-8/0	6-98/1	2-26/1	6-292/3	6-92/0	7-35/0	7-99/1	7-79/0	2-56/0	4-26/0	2-78/0	11-230/1
THOMPSON, D.J.	47-510/6	3-25/0	3-27/1	3-40/0	4-48/1	5-62/1	7-89/1	2-13/0	4-31/0	DNP	-	DNP	12-135/2	4-40/0
SMITH, Ito	43-459/2	5-40/0	-	3-17/0	4-33/1	4-64/0	3-22/0	6-46/0	4-43/0	5-47/0	1-11/0	3-67/0	4-63/0	1-6/1
ROBERTSON, K.	37-437/3	1-14/0	1-22/1	1-0/0	3-33/0	4-46/0	3-65/0	1-18/0	1-17/0	8-80/1	2-34/0	1-12/0	6-47/1	5-49/0
JONES, Isaiah	20-331/2	3-93/1	3-82/1	4-30/0	-	-	1-22/0	2-15/0	1-24/0	6-65/0	-	-	DNP	-
WHITEHEAD, C.	18-286/2	DNP	-	-	-	2-20/0	3-63/1	5-27/0	1-25/0	2-84/1	1-27/0	1-16/0	1-9/0	2-15/0
ALLEN, Julian	19-281/1	3-30/1	2-14/0	2-13/0	1-15/0	3-101/0	-	-	2-57/0	1-9/0	2-9/0	1-27/0	1-6/0	1-0/0
RICARD, M.	12-182/2	1-10/0	6-50/1	-	DNP	DNP	DNP	DNP	-	1-4/0	3-84/1	1-34/0	DNP	-
HOLMES, T.	8-102/0	-	2-22/0	4-56/0	1-18/0	-	DNP	DNP	DNP	-	-	-	-	1-6/0
PAYNE, George	10-67/0	-	1-8/0	1-9/0	-	1-6/0	-	2-7/0	2-4/0	1-31/0	-	-	2-2/0	-
WASHINGTON, J.	2-22/1	-	-	-	-	DNP	1-17/1	-	-	1-5/0	-	-	DNP	DNP
AARON, Jarell	2-13/0	DNP	2-13/0	DNP	DNP	DNP	-	-	-	DNP	DNP	DNP	DNP	DNP
PARKS, Tez	1-9/0	-	-	-	-	-	-	-	-	-	1-9/0	-	DNP	-
BRICKLEY, Shawn	1-8/0	DNP	-	DNP	DNP	DNP	1-8/0	-	DNP	DNP	DNP	DNP	DNP	DNP
HARRIS, Jerry	1-3/0	-	-	-	1-3/0	-	-	-	DNP	DNP	DNP	DNP	-	DNP
HOWARD, Keon	1-2/0	DNP	DNP	DNP	DNP	DNP	DNP	DNP	DNP	DNP	-	-	1-2/0	-

Southern Miss Return Stats Game-by-Game

PUNT RETURNS	No-Yds	UK	SSU	TROY	UTEP	RICE	UTSA	LS	MAR	CHA	ODU	NT	LT	UL
STAGGERS, A.	21-205	-	4-85	2-1	4-41	-	1-16	1-5	3-12	2-28	1--1	-	2-15	1-3
ANTOINE, D.	5-42	-	-	1-1	-	1-6	3-35	-	-	-	-	-	-	-
HOLMES, T.	1-5	-	1-5	-	-	-	DNP	DNP	DNP	-	-	-	-	-
KICK RETURNS	No-Yds	UK	SSU	TROY	UTEP	RICE	UTSA	LS	MAR	CHA	ODU	NT	LT	UL
PARKS, Tez	19-368	-	-	3-77	-	4-83	8-135	3-45	-	1-28	-	-	DNP	-
ANTOINE, D.	8-159	-	-	2-44	-	-	-	-	-	-	2-38	-	2-69	2-8
JONES, Isaiah	7-149	-	-	1-25	-	-	-	2-32	-	3-71	1-21	-	DNP	-
MIKELL, Curtis	7-116	6-96	1-20	-	-	-	-	-	-	-	-	-	-	-
PARNELL, D.	5-107	DNP	-	DNP	DNP	DNP	DNP	1-24	-	-	3-58	1-25	DNP	-
PAYNE, George	3-43	-	-	-	-	-	-	-	-	-	-	2-27	1-16	-
SCHRIMSHER, P.	2-19	DNP	-	-	-	DNP	1-7	-	DNP	-	-	-	-	1-12
SANGSTER, J.	1-9	-	-	-	-	-	-	-	-	-	1-9	-	-	-
WASHINGTON, J.	2--11	-	-	2--11	-	DNP	-	-	-	-	-	-	DNP	DNP
INT. RETURNS	No-Yds	UK	SSU	TROY	UTEP	RICE	UTSA	LS	MAR	CHA	ODU	NT	LT	UL
NELSON, Picasso	2-15	-	-	-	-	-	-	-	-	-	-	-	2-15	-
MIKELL, Curtis	2-100	-	-	-	2-100	-	-	-	-	-	-	-	-	-
FOSTER, Devonta	2-65	-	-	1-61	-	-	-	-	-	-	-	1-4	-	-
MOORE, T.	2-0	-	-	-	-	-	-	1-0	-	-	-	-	-	1-0
ARMSTRONG, C.	1-0	-	-	-	-	-	-	-	-	-	-	-	-	-
COLLINS, Trae	1-0	1-0	-	-	-	-	-	-	-	-	-	DNP	DNP	-
FUMBLE RET.	No-Yds	UK	SSU	TROY	UTEP	RICE	UTSA	LS	MAR	CHA	ODU	NT	LT	UL
THIGPEN, Xavier	1-7	1-7	-	-	-	-	-	-	-	-	-	-	-	-



2016 Season Statistics

Participation

Name	GP/GS	UK	SSU	TROY	UTEP	RICE	UTSA	LS	MAR	CHA	ODU	NT	LT	UL
AARON, Jarell	4/-	—	XXX	—	—	—	XXX	XXX	XXX	—	—	—	—	—
ABSTON, Justin	8/-	XXX	XXX	XXX	XXX	XXX	XXX	XXX	XXX	—	—	—	—	—
ADAMSON, Parker	4/-	—	XXX	—	XXX	—	XXX	—	—	XXX	—	—	—	—
ALLEN, Julian	13/12	START	START	START	START	START	START	START	START	START	START	START	START	START
ANTOINE, D.	13/13	START	START	START	START	START	START	START	START	START	START	START	START	START
APPLEWHITE, J.	8/-	XXX	XXX	XXX	XXX	—	XXX	—	—	—	—	XXX	XXX	XXX
ARMSTRONG, C.	13/13	START	START	START	START	START	START	START	START	START	START	START	START	START
BATES, Oliver	11/6	XXX	XXX	XXX	XXX	XXX	START	START	START	START	START	START	—	—
BLOCK, Cody	13/-	XXX	XXX	XXX	XXX	XXX	XXX	XXX	XXX	XXX	XXX	XXX	XXX	XXX
BRADLEY, Dylan	13/13	START	START	START	START	START	START	START	START	START	START	START	START	START
BRAUCHLE, S.	5/-	XXX	—	XXX	—	—	—	—	—	—	XXX	XXX	XXX	—
BRICKLEY, Shawn	3/-	—	XXX	—	—	—	XXX	XXX	—	—	—	—	—	—
CLARK, Rusty	2/-	—	XXX	XXX	—	—	—	—	—	—	—	—	—	—
COLLINS, Juan	1/-	—	XXX	—	—	—	—	—	—	—	—	—	—	—
COLLINS, Trae	11/10	START	START	START	START	START	START	START	START	START	START	—	—	XXX
CRAYTON, Rod	10/-	XXX	XXX	XXX	XXX	—	XXX	XXX	XXX	XXX	XXX	—	—	XXX
DAVIS, Walden	11/-	XXX	XXX	XXX	XXX	XXX	XXX	—	—	XXX	XXX	XXX	XXX	XXX
DIXON, Derrick	5/-	—	XXX	—	XXX	XXX	XXX	XXX	—	—	—	—	—	—
DORBECK, Drake	4/-	—	XXX	XXX	—	—	—	—	—	—	—	XXX	XXX	—
DOUGLAS, Kelsey	12/1	XXX	XXX	XXX	XXX	XXX	XXX	XXX	XXX	XXX	XXX	XXX	START	—
FAILS, Jr., A.	1/-	XXX	—	—	—	—	—	—	—	—	—	—	—	—
FARMER, Brandon	13/12	START	START	START	START	START	START	XXX	START	START	START	START	START	START
FARRIOR, Devin	13/8	START	START	START	START	START	START	XXX	XXX	XXX	XXX	XXX	START	START
FLEMING, Jacob	9/4	START	START	START	START	XXX	START	—	XXX	—	XXX	XXX	XXX	—
FOSTER, Devonta	13/13	START	START	START	START	START	START	START	START	START	START	START	START	START
FREEMAN, Wil	13/9	XXX	XXX	XXX	START	XXX	START	START	START	START	START	START	START	START
GUNN, Ernest	12/-	XXX	XXX	XXX	XXX	—	XXX	XXX	XXX	XXX	XXX	XXX	XXX	XXX
HARRIS, Jerry	8/-	XXX	XXX	XXX	XXX	XXX	XXX	XXX	—	—	—	—	XXX	—
HARRIS, L.	13/6	XXX	START	XXX	START	START	START	XXX	XXX	XXX	START	START	XXX	XXX
HOLMES, T.	10/-	XXX	XXX	XXX	XXX	XXX	—	—	—	XXX	XXX	XXX	XXX	XXX
HOWARD, Keon	4/2	—	—	—	—	—	—	—	—	—	START	START	XXX	XXX
JONES, Isaiah	12/9	START	START	START	XXX	START	START	START	START	START	START	XXX	—	XXX
KILCREASE, C.	11/-	—	XXX	XXX	XXX	—	XXX	XXX	XXX	XXX	XXX	XXX	XXX	XXX
KRANZ, Marshall	1/-	—	—	—	—	—	—	—	—	—	—	—	—	XXX
MARION, Xavier	7/-	XXX	XXX	XXX	XXX	—	—	—	—	XXX	—	XXX	XXX	—
MARKET, D.	12/-	XXX	XXX	XXX	XXX	XXX	XXX	XXX	XXX	XXX	XXX	—	XXX	XXX
McCORVEY, Jerry	8/2	START	—	START	XXX	XXX	—	XXX	—	—	—	XXX	XXX	XXX
McMahan, Hayden	1/-	—	XXX	—	—	—	—	—	—	—	—	—	—	—
MIKELL, Curtis	13/4	XXX	XXX	XXX	XXX	XXX	XXX	XXX	XXX	XXX	START	START	START	START
MOORE, T.	13/-	XXX	XXX	XXX	XXX	XXX	XXX	XXX	XXX	XXX	XXX	XXX	XXX	XXX
MULLENS, Nick	11/11	START	START	START	START	START	START	START	START	START	—	—	START	START
NELSON, Picasso	13/11	START	START	START	START	START	START	START	START	START	XXX	START	XXX	START
OLINGER, Ben	1/-	—	XXX	—	—	—	—	—	—	—	—	—	—	—
PARKER, Elijah	13/12	START	START	START	START	START	START	START	START	START	XXX	START	START	START
PARKS, Tez	12/-	XXX	XXX	XXX	XXX	XXX	XXX	XXX	XXX	XXX	XXX	XXX	—	XXX
PARNELL, D.	7/-	—	XXX	—	—	—	—	XXX	XXX	XXX	XXX	XXX	—	XXX
PATRICK, D.	1/-	—	XXX	—	—	—	—	—	—	—	—	—	—	—
PAYNE, George	13/3	XXX	XXX	XXX	START	START	XXX	XXX	XXX	XXX	START	XXX	XXX	XXX
PERRY, C.J.	13/13	START	START	START	START	START	START	START	START	START	START	START	START	START
POLLARD, Ty	13/13	START	START	START	START	START	START	START	START	START	START	START	START	START
POOLE, Ja'Boree	13/8	XXX	START	START	START	START	START	XXX	XXX	XXX	START	XXX	START	START
RIALS, Reid	6/-	—	XXX	—	—	—	—	XXX	—	—	XXX	XXX	XXX	XXX
RICARD, M.	8/1	XXX	XXX	XXX	—	—	—	—	XXX	XXX	XXX	START	—	XXX
RILEY, Draper	7/5	—	—	—	—	—	—	START	START	START	XXX	START	XXX	START
ROBERTSON, K.	13/5	XXX	XXX	XXX	START	XXX	XXX	XXX	XXX	START	XXX	START	START	START
RUFF, Sherrod	12/2	XXX	XXX	XXX	XXX	XXX	XXX	XXX	—	XXX	START	XXX	START	XXX
SANGSTER, J.	13/-	XXX	XXX	XXX	XXX	XXX	XXX	XXX	XXX	XXX	XXX	XXX	XXX	XXX
SARRAZIN, Tyler	13/-	XXX	XXX	XXX	XXX	XXX	XXX	XXX	XXX	XXX	XXX	XXX	XXX	XXX
SCHRIMSHER, P.	10/-	—	XXX	XXX	XXX	—	XXX	XXX	—	XXX	XXX	XXX	XXX	XXX
SHAUNFIELD, P.	10/-	XXX	XXX	XXX	XXX	XXX	XXX	XXX	XXX	XXX	—	—	—	XXX
SMITH, Demarrio	11/-	—	XXX	—	XXX	XXX	XXX	XXX	XXX	XXX	XXX	XXX	XXX	XXX
SMITH, Ito	13/13	START	START	START	START	START	START	START	START	START	START	START	START	START
SPENCER, Isaiah	7/-	XXX	XXX	XXX	—	—	XXX	XXX	XXX	—	XXX	—	—	—
STAGGERS, A.	13/11	START	START	START	XXX	START	START	START	START	START	XXX	START	START	START
STUTZMAN, Tyler	1/-	—	XXX	—	—	—	—	—	—	—	—	—	—	—
THIGPEN, Xavier	13/13	START	START	START	START	START	START	START	START	START	START	START	START	START
THOMPSON, D.J.	11/10	START	START	START	START	XXX	START	START	START	—	START	—	START	START
TOM, Cameron	13/13	START	START	START	START	START	START	START	START	START	START	START	START	START
TRULY, D.	12/-	XXX	XXX	XXX	XXX	XXX	XXX	XXX	XXX	—	XXX	XXX	XXX	XXX
WASHINGTON, J.	10/-	XXX	XXX	XXX	XXX	—	XXX	XXX	XXX	XXX	XXX	XXX	—	—
WHITEHEAD, C.	12/1	—	XXX	XXX	XXX	XXX	START	XXX	XXX	XXX	XXX	XXX	XXX	XXX



Game Recaps

Game 1

Southern Miss 44, Kentucky 35 (Sept. 3, 2016)

LEXINGTON, Ky. – There may have been larger comebacks in the previous 99 years of Southern Miss football.

But it's unlikely that any coaching era, anywhere, anytime, was baptized with a victory like the one the Golden Eagles presented Jay Hopson at Commonwealth Stadium.

After watching the University of Kentucky build a 35-10 lead with less than a minute before halftime, USM scored the game's next 34 points to present Hopson a 44-35 victory in his Golden Eagles' head coaching debut.

After a shaky start that saw him throw three interceptions, senior quarterback Nick Mullens threw two touchdowns and ran for two more as the Golden Eagles (1-0) claimed their first win over an opponent from the SEC since 2000.

Junior running back Ito Smith piled up 213 yards rushing and receiving; including a career-high 173 yards rushing on 36 carries.

Junior George Payne reached the 100-yard plateau, hitting the figure on the nose on 16 carries.

Mullens completed 18 of 28 passes for 258 yards, including a 71-yard strike to first-year receiver Isaiah Jones just 14 seconds before halftime that started the USM comeback.

Jones had a team-high 93 yards on three catches.

Trailing 35-17 at the break, the Golden Eagles' defense eliminated the big plays that had fueled Kentucky in the opening 30 minutes and gave the ball back to the offense three times on two fumble recoveries and an interception.

All told, Kentucky (0-1) ran 16 plays on five possessions in the second half that netted just 46 yards.

USM scored every time it had the ball in the second half except for its final possession, when it turned the ball over on downs running out the clock.

Mullens scored on a 1-yard run to open the third quarter, and after USM recovered a fumble, he found tight end Julian Allen for an 18-yard scoring pass that pulled the Golden Eagles to within 35-31.

After forcing a Kentucky punt, Mullens capped a 57-yard drive with a 1-yard run to put USM up 38-31.

Parker Shaunfield added field goals of 49 yards and 25 yards to cap the scoring and the Golden Eagles iced the game when defensive end Xavier Thigpen sacked Wildcats quarterback Drew Barker, forcing a fumble recovered by defensive tackle Dylan Bradley with 2:07 to play.

Barker had sliced up USM in the first half, unleashing a blitzkrieg offensive attack that saw the Wildcats score five touchdowns, with the longest drive taking just 2:04.

Four drives were 1:42 or less, with three less than a minute. Three of the possessions encompassed just two plays each.

Barker threw four touchdowns in the first half.

After Smith had given USM a 7-0 lead on an 8-yard run, Barker threw scoring passes of 53 yards and 43 yards to Garrett Johnson, 72 yards to Jeff Badet and 9 yards to Kayaune Ross.

Prescott led the Bulldogs with 72 yards on the ground and 237 in the air on 22-of-38 passing.

Scoring Summary

	1	2	3	4	F
Southern Miss	7	10	21	6	44
Kentucky	21	14	0	0	35

1st

USM - I. Smith 8 run (Shaunfield kick), 9:37

UK - Badet 72 pass from Barker (MacGinnis kick), 6:09

UK - Johnson 43 pass from Barker (MacGinnis kick), 4:03

UK - Ross 9 pass from Barker (MacGinnis kick), 0:25

UK - Johnson 53 pass from Barker (MacGinnis kick), 6:55

USM - Shaunfield 31 field goal, 2:46

UK - Kemp 7 run (MacGinnis kick), 0:56

USM - Jones 71 pass from Mullens (Shaunfield kick), 0:26

UK - Johnson 53 pass from Barker (MacGinnis kick), 6:55

USM - Shaunfield 31 field goal, 2:46

UK - Kemp 7 run (MacGinnis kick), 0:56

USM - Jones 71 pass from Mullens (Shaunfield kick), 0:26

UK - Johnson 53 pass from Barker (MacGinnis kick), 6:55

USM - Shaunfield 31 field goal, 2:46

UK - Kemp 7 run (MacGinnis kick), 0:56

USM - Jones 71 pass from Mullens (Shaunfield kick), 0:26

UK - Johnson 53 pass from Barker (MacGinnis kick), 6:55

USM - Shaunfield 31 field goal, 2:46

UK - Kemp 7 run (MacGinnis kick), 0:56

USM - Jones 71 pass from Mullens (Shaunfield kick), 0:26

UK - Johnson 53 pass from Barker (MacGinnis kick), 6:55

USM - Shaunfield 31 field goal, 2:46

UK - Kemp 7 run (MacGinnis kick), 0:56

USM - Jones 71 pass from Mullens (Shaunfield kick), 0:26

UK - Johnson 53 pass from Barker (MacGinnis kick), 6:55

USM - Shaunfield 31 field goal, 2:46

UK - Kemp 7 run (MacGinnis kick), 0:56

USM - Jones 71 pass from Mullens (Shaunfield kick), 0:26

UK - Johnson 53 pass from Barker (MacGinnis kick), 6:55

USM - Shaunfield 31 field goal, 2:46

UK - Kemp 7 run (MacGinnis kick), 0:56

USM - Jones 71 pass from Mullens (Shaunfield kick), 0:26

UK - Johnson 53 pass from Barker (MacGinnis kick), 6:55

USM - Shaunfield 31 field goal, 2:46

UK - Kemp 7 run (MacGinnis kick), 0:56

USM - Jones 71 pass from Mullens (Shaunfield kick), 0:26

UK - Johnson 53 pass from Barker (MacGinnis kick), 6:55

USM - Shaunfield 31 field goal, 2:46

UK - Kemp 7 run (MacGinnis kick), 0:56

USM - Jones 71 pass from Mullens (Shaunfield kick), 0:26

UK - Johnson 53 pass from Barker (MacGinnis kick), 6:55

USM - Shaunfield 31 field goal, 2:46

UK - Kemp 7 run (MacGinnis kick), 0:56

USM - Jones 71 pass from Mullens (Shaunfield kick), 0:26

UK - Johnson 53 pass from Barker (MacGinnis kick), 6:55

USM - Shaunfield 31 field goal, 2:46

UK - Kemp 7 run (MacGinnis kick), 0:56

USM - Jones 71 pass from Mullens (Shaunfield kick), 0:26

UK - Johnson 53 pass from Barker (MacGinnis kick), 6:55

USM - Shaunfield 31 field goal, 2:46

UK - Kemp 7 run (MacGinnis kick), 0:56

USM - Jones 71 pass from Mullens (Shaunfield kick), 0:26

UK - Johnson 53 pass from Barker (MacGinnis kick), 6:55

USM - Shaunfield 31 field goal, 2:46

UK - Kemp 7 run (MacGinnis kick), 0:56

USM - Jones 71 pass from Mullens (Shaunfield kick), 0:26

UK - Johnson 53 pass from Barker (MacGinnis kick), 6:55

USM - Shaunfield 31 field goal, 2:46

UK - Kemp 7 run (MacGinnis kick), 0:56

USM - Jones 71 pass from Mullens (Shaunfield kick), 0:26

UK - Johnson 53 pass from Barker (MacGinnis kick), 6:55

USM - Shaunfield 31 field goal, 2:46

UK - Kemp 7 run (MacGinnis kick), 0:56

USM - Jones 71 pass from Mullens (Shaunfield kick), 0:26

UK - Johnson 53 pass from Barker (MacGinnis kick), 6:55

USM - Shaunfield 31 field goal, 2:46

UK - Kemp 7 run (MacGinnis kick), 0:56

USM - Jones 71 pass from Mullens (Shaunfield kick), 0:26

UK - Johnson 53 pass from Barker (MacGinnis kick), 6:55

USM - Shaunfield 31 field goal, 2:46

UK - Kemp 7 run (MacGinnis kick), 0:56

USM - Jones 71 pass from Mullens (Shaunfield kick), 0:26

UK - Johnson 53 pass from Barker (MacGinnis kick), 6:55

USM - Shaunfield 31 field goal, 2:46

UK - Kemp 7 run (MacGinnis kick), 0:56

USM - Jones 71 pass from Mullens (Shaunfield kick), 0:26

Game 2

Southern Miss 56, Savannah State 0 (Sept. 10, 2016)

HATTIESBURG, Miss. – Six hundred-plus yards total offense. Sixty-seven players taking the field. The deep-sixing of a 19-year-old Conference USA record for defensive dominance.

All in all, a very good evening for Southern Miss, as it rolled past Savannah State 56-0 before 29,509 at Roberts Stadium.

The Golden Eagles, who opened the season with consecutive wins for the first time since 2009, outgained the Tigers 615 yards to 41 yards.

The 41 yards allowed erased the old C-USA mark of 53 yards set by Cincinnati against Kansas in 1997.

Savannah State (0-2), which left Hattiesburg still looking for its first points of the season, managed just three first downs with 11 yards rushing and 30 yards passing, averaging 1 yard a play.

The Golden Eagles collected their first shutout since a 52-0 win over Alcorn State in the 2009 season opener.

After an initial blip, when quarterback Nick Mullens' first pass was tipped at the line and intercepted, Southern Miss dominated Savannah on the other side of the ball as well.

Running backs Ito Smith and George Payne each rushed for more than 100 yards for a second, consecutive game and quarterback Mullens accounted for four scores, including three touchdown passes.

Leading 42-0, Hopson began substituting liberally before the end of the second quarter. By game's end, 67 Golden Eagles had hit the field.

Mullens, who finished the game with 16 completions in 20 attempts for 216 yards, opened the scoring with his third touchdown run of the season, a 1-yard plunge.

All three of Mullens' touchdowns have come on 1-yard runs.

Smith, who set career marks with 173 yards on 35 carries last week against Kentucky, gained 128 yards on just eight carries Saturday.

Smith popped an 86-yard run on a final "untimed" play that ended the first quarter. It was the longest of the junior's career, the longest run in Roberts Stadium history and the third-longest in Golden Eagles' history.

Payne, who ran for 100 yards against Kentucky, rushed for a career-high 116 yards and a touchdown, his first score since the 2014 season. Payne had missed 2015 while recovering from knee surgery.

Smith and Payne gave the Golden Eagles two, 100-yard rushers in back-to-back games for the first time since 2008 in consecutive games against Memphis and UAB.

Four Golden Eagles caught touchdown passes, including Jones (65 yards), Corey Robertson (22 yards), and D.J. Thompson (16 yards) from Mullens.

Parker Adamson threw the first touchdown pass of his career, a 12-yarder to Marquise Ricard for the lone score of the second half.

For Ricard, it was his first score since 2014 after missing 2015 while recovering from knee surgery.

Nine Golden Eagles wound up catching passes, led by Jones for a second, consecutive week. The first-year, junior college transfer had 86 yards on three catches, while Ricard had a game-high six catches for 52 yards.

"We have a lot of guys who are good enough to play, and that creates a consistent competition at practice," Mullens said. "Korey is good enough to play. Marquise is good enough to play. They all deserve playing time, so it just

a matter of who can compete in practice and elevate their game to become the guy.

"When you have that competition and brotherhood, it makes everybody better."

Allenzae Stagers, Jones' former East Mississippi Community College teammate, scored the Golden Eagles' other touchdown on a 65-yard punt return.

It was Southern Miss' first punt return for a score since Tracy Lampley turned the trick on Nov. 5, 2011, against East Carolina.

Scoring Summary

	1	2	3	4	F
Savannah State	0	0	0	0	0
Southern Miss	21	28	7	0	56

1st

USM - Mullens 1 run (Shaunfield kick), 5:33

USM - Robertson 22 pass from Mullens (Shaunfield kick), 1:35

USM - I. Smith 86 run (Shaunfield kick), 0:00

USM - Jones 65 pass from Mullens (Shaunfield kick), 11:29

USM - Stagers 75 punt return (Shaunfield kick), 9:47

USM - Thompson 16 pass from Mullens (Shaunfield kick), 4:33

USM - Payne 11 run (Shaunfield kick), 0:43

USM - Ricard 12 pass from Adamson (Shaunfield kick), 4:20

USM - Jones 65 pass from Mullens (Shaunfield kick), 11:29

USM - Stagers 75 punt return (Shaunfield kick), 9:47

USM - Thompson 16 pass from Mullens (Shaunfield kick), 4:33

USM - Payne 11 run (Shaunfield kick), 0:43

USM - Ricard 12 pass from Adamson (Shaunfield kick), 4:20

USM - Jones 65 pass from Mullens (Shaunfield kick), 11:29

USM - Stagers 75 punt return (Shaunfield kick), 9:47

USM - Thompson 16 pass from Mullens (Shaunfield kick), 4:33

USM - Payne 11 run (Shaunfield kick), 0:43

USM - Ricard 12 pass from Adamson (Shaunfield kick), 4:20

USM - Jones 65 pass from Mullens (Shaunfield kick), 11:29

USM - Stagers 75 punt return (Shaunfield kick), 9:47

USM - Thompson 16 pass from Mullens (Shaunfield kick), 4:33

USM - Payne 11 run (Shaunfield kick), 0:43

USM - Ricard 12 pass from Adamson (Shaunfield kick), 4:20

USM - Jones 65 pass from Mullens (Shaunfield kick), 11:29

USM - Stagers 75 punt return (Shaunfield kick), 9:47

USM - Thompson 16 pass from Mullens (Shaunfield kick), 4:33

USM - Payne 11 run (Shaunfield kick), 0:43

USM - Ricard 12 pass from Adamson (Shaunfield kick), 4:20

USM - Jones 65 pass from Mullens (Shaunfield kick), 11:29

USM - Stagers 75 punt return (Shaunfield kick), 9:47

USM - Thompson 16 pass from Mullens (Shaunfield kick), 4:33

USM - Payne 11 run (Shaunfield kick), 0:43

USM - Ricard 12 pass from Adamson (Shaunfield kick), 4:20

USM - Jones 65 pass from Mullens (Shaunfield kick), 11:29

USM - Stagers 75 punt return (Shaunfield kick), 9:47

USM - Thompson 16 pass from Mullens (Shaunfield kick), 4:33

USM - Payne 11 run (Shaunfield kick), 0:43

USM - Ricard 12 pass from Adamson (Shaunfield kick), 4:20

USM - Jones 65 pass from Mullens (Shaunfield kick), 11:29

USM - Stagers 75 punt return (Shaunfield kick), 9:47

USM - Thompson 16 pass from Mullens (Shaunfield kick), 4:33

USM - Payne 11 run (Shaunfield kick), 0:43

USM - Ricard 12 pass from Adamson (Shaunfield kick), 4:20

USM - Jones 65 pass from Mullens (Shaunfield kick), 11:29

USM - Stagers 75 punt return (Shaunfield kick), 9:47

USM - Thompson 16 pass from Mullens (Shaunfield kick), 4:33

USM - Payne 11 run (Shaunfield kick), 0:43

USM - Ricard 12 pass from Adamson (Shaunfield kick), 4:20

USM - Jones 65 pass from Mullens (Shaunfield kick), 11:29

USM - Stagers 75 punt return (Shaunfield kick), 9:47

USM - Thompson 16 pass from Mullens (Shaunfield kick), 4:33

USM - Payne 11 run (Shaunfield kick), 0:43

USM - Ricard 12 pass from Adamson (Shaunfield kick), 4:20

USM - Jones 65 pass from Mullens (Shaunfield kick), 11:29

USM - Stagers 75 punt return (Shaunfield kick), 9:47

USM - Thompson 16 pass from Mullens (Shaunfield kick), 4:33

USM - Payne 11 run (Shaunfield kick), 0:43

USM - Ricard 12 pass from Adamson (Shaunfield kick), 4:20

USM - Jones 65 pass from Mullens (Shaunfield kick), 11:29

USM - Stagers 75 punt return (Shaunfield kick), 9:47

USM - Thompson 16 pass from Mullens (Shaunfield kick), 4:33

USM - Payne 11 run (Shaunfield kick), 0:43

USM - Ricard 12 pass from Adamson (Shaunfield kick), 4:20

USM - Jones 65 pass from Mullens (Shaunfield kick), 11:29



Game Recaps

Game 3

Troy 37, Southern Miss 31 (Sept. 17, 2016)

HATTIESBURG, Miss. – Southern Miss did just enough to lose its first football game of the season, dropping a 37-31 decision to Troy before 27,905 at Roberts Stadium.

Thing is, despite three turnovers, a botched punt snap and a failed fake punt, the Golden Eagles still had a last-minute opportunity to pull out the win.

Southern Miss drove to the Trojans' 9-yard line with 3 seconds to play, but Nick Mullens threw incomplete to Isaiah Jones in the back of the end zone on the game's final play.

Running back Ito Smith topped 100 yards rushing for a third consecutive game, picking up 131 yards and two touchdowns on 20 carries.

The Golden Eagles opened the scoring when safety Devonta Foster intercepted Troy quarterback Brandon Silvers and returned it 61 yards for a touchdown.

It turned out to be Southern Miss only lead of the game.

Silvers was not particularly efficient, completing just 10 of 27 passes for 123 yards. But he was efficient, throwing for three touchdowns and directing an offense that did not commit a turnover after his initial gaffe.

On the flipside, Troy scored 27 points (three touchdowns) on possessions immediately after a Golden Eagle miscue, including two interceptions, a fumbled kickoff, a botched punt snap and a fake punt that came up a yard shy.

Silvers tied the game on a 34-yard, play-action pass to Deondre Douglas on fourth-and-2 with 8:47 to play in the first quarter, and on the ensuing kickoff, Isaiah Jones fumbled away the return to set up at the Trojans' at Southern Miss' 29-yard line.

Two plays later, Silvers found Emanuel Thompson on a middle screen for a 29-yard touchdown that gave the Trojans a 14-7 lead.

On Southern Miss' ensuing possession, a bad snap on a fourth-down punt attempt resulted in a 17-yard loss that set up Troy at the Golden Eagles' 10-yard line.

The defense bowed up and kept the Trojans out of the end zone, but the first of Ryan Kay's three field goals.

USM spent the rest of the game trying to catch up.

Parker Shaunfield's 41-yard field goal got Southern Miss back to 17-10, but the first of Mullens' two interceptions led to Silvers' 11-yard scoring pass to Andre Flakes for a 24-10 Troy lead.

But the offense sparked at the end of the first half, as Mullens drove Southern Miss 78 yards in 1:04 to cut the lead to 24-17 at halftime. Smith plowed in on first-and-goal from the 2-yard line with 8 seconds to play and the Golden Eagles out of timeouts.

Smith tied the game on the first play of the second half, bursting up the middle and going 70 yards for a score.

But Mullens was intercepted on USM's next possession, setting up Kay's 42-yard field goal, and when a fake punt try came up a yard shy of the first down, Troy turned that into a two-play touchdown drive, capped by Jordan Chunn's 39-yard run.

"I just felt like we needed something," Hopson said. "I never apologize for playing to win. Sometimes it goes, sometimes it doesn't. "I thought we had a good call. (We) worked on it a lot this week, and I thought it was there and it was there. We just didn't execute it to the best."

Mullens, who completed 24 of 52 passes for

263 yards, found Allenzae Stagers for a 15-yard touchdown pass near the end of the third quarter to get the Golden Eagles within 34-31.

But Kay added a 43-yard field goal in the final period, and Chunn (176 yards on 36 carries) helped the Trojans grind away at the clock and the Golden Eagles' opportunities.

Scoring Summary

	1	2	3	4	F
Troy	17	7	10	3	37
Southern Miss	7	10	14	0	31

1st

USM - Foster 61 INT return (Shaunfield kick), 11:24
 TROY - Douglas 34 pass from Silvers (Kay kick), 8:47
 TROY - Thompson 29 pass from Silvers (Kay kick), 8:24
 TROY - Kay 30 field goal, 5:22

2nd

USM - Shaunfield 41 field goal, 14:47
 TROY - Flakes 11 pass from Silvers (Kay kick), 9:09
 USM - I. Smith 2 run (Shaunfield kick), 0:08

3rd

USM - I. Smith 70 run (Shaunfield kick), 14:38
 TROY - Kay 42 field goal, 10:06
 TROY - Chunn 39 run (Kay kick) 6:12
 USM - Stagers 16 pass from Mullens (Shaunfield kick), 0:28

4th

TROY - Kay 43 field goal, 10:21

	TROY	USM
First Downs	19	20
Rushes-Yards	49-186	29-158
Passing Yards	123	263
Passes Att-Comp-Int	28-10-1	52-24-2
Offensive Yards	77-309	81-421
Fumble Returns-Yards	0-0	0-0
Punt Returns-Yards	2-14	3-2
Kickoff Returns-Yards	5-123	8-135
Interception Returns-Yards	1-0	3-0
Punts (Number-Avg)	3-45.3	5-34.2
Fumbles-Lost	2-4	1-61
Penalties-Yards	10-70	16-135
Possession Time	35:54	24:06
3rd-Down Conversions	3 of 18	4 of 18
4th-Down Conversions	2 of 2	2 of 4
Red-Zone Scores-Chances	2-2	2-3
Sacks By: Number-Yards	0-0	0-0

Individual Statistics

RUSHING: TROY - Chunn 36-176, TD; Anderson 3-11; Douglas 1-1; Silvers 3-0; Smith 4-0; Frye 2-(-2). USM - Smith 20-131, 2 TDs; Payne 5-31; Mullens 2-7; Sarrazin 1-6; Team 1-(-17).

PASSING: TROY - Silvers 27-10-1, 123 yards, 3 TDs; Smith 0-1-0-0 yards.
 USM - Mullens 52-24-2, 263 yards, 1 TD.

RECEIVING: TROY - Thompson 5-53, TD; Douglas 1-34, TD; Velez 1-12; Flakes 1-11, TD; Walker 1-7; Chunn 1-6.
 USM - Stagers 6-98, TD; Holmes 4-56; Jones 4-30; Thompson 3-40; Smith 3-17; Allen 2-13; Payne 1-9; Robertson 1-0.

TACKLES: TROY - Marshall 6-1-7; Lloyd 5-1-6; Johnson 4-1-5; Rookard 4-1-5.
 USM - Bradley 4-5-9; Thigpen 8-0-8; Antoine 6-2-8.

Game 4

Southern Miss 34, at UTEP 7 (Sept. 24, 2016)

EL PASO - Nick Mullens threw three touchdown passes and Ito Smith topped the 100-yard rushing mark for the fourth consecutive game as Southern Miss defeated UTEP 34-7 at Sun Bowl Stadium.

Comerback Curtis Mikell returned one of his two interceptions 100 yards for a touchdown and the Southern Miss defense shut out the Miners over the final three quarters to pick up their second road win of the season.

UTEP's Aaron Jones rushed for 127 yards on 16 carries, including a 68-yard touchdown run that gave the Miners a 7-3 lead after the first quarter.

But Mullens threw scoring passes to Smith, D.J. Thompson and Allenzae Stagers in the second quarter and the Golden Eagles took over the game from there.

Jones, C-USA's leading rusher entering the game, had 101 yards at halftime, but netted just another 26 yards after the break.

Two UTEP quarterbacks, Zack Greenlee and Ryan Metz, combined to complete 14 of 28 passes for just 113 yards with two interceptions.

One of the interceptions came after UTEP had taken the first possession of the second half and driven to the Golden Eagles' 2-yard line. But Mikell picked off the ball and tied the school record by going 100 yards the other way to give Southern Miss a 31-7 lead.

The defense stymied UTEP on its last three possessions of the game, forcing the Miners to turn the ball over on downs.

The Golden Eagles kept the ball for an 11-play, 64-yard drive that ground the final 8 minutes, 2 seconds, of the game off the clock.

Smith logged his fourth, consecutive 100-yard game, rushing for 108 yards on 16 carries and caught four passes for 33 yards.

Parker Shaunfield gave Southern Miss a 3-0 lead on a 34-yard field goal, but Jones' long run put the Miners ahead 7-3 after a quarter.

But Mullens, who completed 16 of 27 passes for 176 yards, found D.J. Thompson with a 6-yard touchdown pass that gave the Golden Eagles a lead it never would lose. Mullens and Smith combined for a 28-yard touchdown pass and the quarterback capped his second-quarter flurry with a 5-yard scoring pass to Allenzae Stagers to leave the Golden Eagles ahead 24-7 at halftime.

Mullens did not throw an interception against the Miners.

Shaunfield capped the scoring with a 46-yard field goal in the fourth quarter.

Scoring Summary

	1	2	3	4	F
Southern Miss	3	21	7	3	34
UTEP	7	0	0	0	7

1st

USM - Shaunfield 34 field goal, 9:20
 UTEP - A. Jones 68 run, 5:37

2nd

USM - Thompson 6 pass from Mullens (Shaunfield kick), 6:39
 USM - I. Smith 28 pass from Mullens (Shaunfield kick), 3:57
 USM - Stagers 3 pass from Mullens (Shaunfield kick), 1:30

3rd

USM - Mikell 100 INT return (Shaunfield kick), 8:01

4th

USM - Shaunfield 46 field goal, 12:01

	USM	UTEP
First Downs	18	10
Rushes-Yards	39-202	26-145
Passing Yards	176	113
Passes Att-Comp-Int	27-16-0	28-14-2
Offensive Yards	66-378	54-258
Fumble Returns-Yards	0-0	0-0
Punt Returns-Yards	4-41	1-(-1)
Kickoff Returns-Yards	0-0	4-71
Interception Returns-Yards	2-100	0-0
Punts (Number-Avg)	4-45.2	6-51.0
Fumbles-Lost	2-2	2-1
Penalties-Yards	4-30	6-57
Possession Time	32:28	27:32
3rd-Down Conversions	7 of 16	1 of 11
4th-Down Conversions	1 of 2	0 of 3
Red-Zone Scores-Chances	3-4	0-1
Sacks By: Number-Yards	1-9	1-6

Individual Statistics

RUSHING: USM - I. Smith 16-108; Payne 9-46; Parks 3-16; Stagers 1-12; Mullens 4-10; Adamson 2-7; Holmes 1-5; Kilcrease 1-1; Thompson 1-0; Robertson 1-(-3).
 UTEP - A. Jones 16-127, TD; Wadley 5-35; Nelson 2-1; Laufasa 1-0; Team 1-(-9); Greenlee 1-(-9).

PASSING: USM - Mullens 27-16-0, 176 yards, 3 TDs. UTEP - Metz 14-7-0, 51 yards; Greenlee 14-7-2-62 yards.

RECEIVING: USM - Thompson 4-48, TD; I. Smith 4-33, TD; Robertson 3-33; Stagers 2-26, TD; Holmes 1-18; Allen 1-15; Harris 1-3.
 UTEP - Sinegal 3-24; Juniel 2-11; Johnson 2-5; Freytag 1-33; Nelson 1-14; White 1-10; Plinke 1-8; Redix 1-4; Napier 1-4; Taylor 1-0.

TACKLES: USM - Antoine 5-3-8; Bradley 2-4-6; Harris 1-5-6. UTEP - Sota 2-7-9; Usher 2-6-8; Firstley 2-4-6; Cockrell 3-3-6.



Game Recaps

Game 5

Southern Miss 44, Rice 28 (Oct. 1, 2016)

HATTIESBURG, Miss. – Southern Miss took what Rice was offering Saturday night and rewrote a little football history.

With the Owls loaded up to stop Southern Miss' running game, the Golden Eagles simply took to the air and soared to the top of the record book.

Senior quarterback Nick Mullens threw for a school-record 591 yards and four touchdowns, while junior receiver Allenzae Stagers caught six passes for a single-game record 292 yards and three scores as Southern Miss overwhelmed the Owls 44-28.

With Mullens completing five passes of 54 yards or more, the Golden Eagles rolled up a school-record 702 yards.

Stagers caught touchdown passes of 75 yards, 81 yards and 93 yards on his way to breaking the school mark of 260 yards set by Kendrick Lee against Houston in 1996.

Stagers broke the mark on a 19-yard pass in the third quarter, a completion that also pushed Mullens past the single-game passing mark of 461 yards set by Austin Davis against Rice in 2008.

Mullens also completed a 54-yard pass to running back Ito Smith in the first quarter and an 81-yard pass to tight end Julian Allen in the second.

The five, big pass plays covered a cumulative 385 yards, accounting for nearly two-thirds of Mullens' passing yardage.

Over the past two seasons, Mullens has feasted on the Owls. In just six quarters against Rice, he has thrown for 977 yards and nine touchdowns.

Smith saw his streak of four games with 100 yards rushing come to an end as the Golden Eagles finished with a season-low 111 yards rushing.

But he still picked up 141 total yards, including 77 yards on the ground, and scored on a 2-yard run. Smith has scored at least one touchdown via run or reception in 10 consecutive games.

Allen finished with three catches for a career-high 101 yards, while receiver D.J. Thompson finished with five catches for 62 yards and a touchdown.

Place-kicker Parker Shaunfield remained perfect on the season with three field goals Saturday, including two of 40-plus yards.

But even when at times lost amid a sea of numbers and big plays and records, Rice (0-5) hung tough, particularly in a first half that saw the Golden Eagles clinging to a 13-7 at the break.

Rice sophomore running back Samuel Stewart ran for a career-best 132 yards on 19 carries, adding another 14 yards on a team-high five catches.

Stewart scored three times, giving Rice a short-lived 7-3 lead in the second quarter. He also scored on runs of 24 yards and 17 yards in the second half.

But Southern Miss put the clamps on the Owls' passing game.

While quarterbacks Tyler Stehling and Nate German combined to complete 16 of 20 passes, the Owls only gained 100 yards through the air.

And while neither Owl threw an interception, the Golden Eagles collected a season-high seven sacks, including 3 ½ by senior Dylan Bradley.

Bradley, who came into the game with six tackles for loss and 1 ½ sacks, finished half a sack short of the school-record four held by Cedric Scott and Chris Jackson.

"It was a team effort, that's all I can say,"

Bradley said. "That wouldn't have happened without my teammates."

Scoring Summary

	1	2	3	4	F
Rice	0	7	7	14	28
Southern Miss	3	10	21	10	44

1st

USM - Shaunfield 22 field goal, 3:55

2nd

Rice - Stewart 7 pass from Stehling (Tobola kick), 9:03

USM - Stagers 75 pass from Mullens (Shaunfield kick), 8:52

USM - Shaunfield 42 field goal, 1:13

3rd

USM - Stagers 81 pass from Mullens (Shaunfield kick), 14:09

Rice - Stewart 24 run (Tobola kick), 10:41

USM - Stagers 83 pass from Mullens (Shaunfield kick), 9:46

USM - I. Smith 2 run (Shaunfield kick), 2:31

4th

Rice - Wright 11 yard pass from Stehling (Tobola kick), 14:52

USM - Thompson 9 pass from Mullens (Shaunfield kick), 12:37

Rice - Stewart 17 run (Tobola kick), 10:59

USM - Shaunfield 43 field goal, 6:11

	RICE	USM
First Downs	19	23
Rushes-Yards	45-180	34-111
Passing Yards	166	591
Passes Att-Comp-Int	20-16-0	36-25-1
Offensive Yards	65-346	70-702
Fumble Returns-Yards	0-0	0-0
Punt Returns-Yards	0-0	1-6
Kickoff Returns-Yards	5-113	4-83
Interception Returns-Yards	1-0	0-0
Punts (Number-Avg)	9-40.4	2-38.0
Fumbles-Lost	3-0	3-2
Penalties-Yards	8-81	7-52
Possession Time	31:06	28:54
3rd-Down Conversions	3 of 13	7 of 13
4th-Down Conversions	0 of 0	0 of 0
Red-Zone Scores-Chances	3-3	4-5
Sacks By: Number-Yards	2-9	7-44

Individual Statistics

RUSHING: Rice - Stewart 19-132, 2 TDs; Davis 7-30; Esukpa 4-24; German 4-20; Walter 2-1; Stehling 9-(-26). **USM** - I. Smith 19-77, TD; Payne 5-24; Mullens 7-13; Team 3-(-3).

PASSING: Rice - Stehling 14-18-0-100 yards, 2 TDs; German 2-2-0-66 yards.

USM - Mullens 25-36-1-591 yards, 4 TDs.

RECEIVING: Rice - Stewart 5-14, TD; Z. Wright 3-34, TD; Alaka 2-65; Davis 2-1; L. Wright 1-29; Cella 1-14; Mayden 1-5; Granson 1-4. **USM** - Stagers 6-292, 3 TDs; Thompson 5-62, TD; I. Smith 4-64; Robertson 4-46; Allen 3-101; Whitehead 2-20; Payne 1-6.

TACKLES: Rice - Ellerbee 8-2-10; Lyons 5-2-7; Ibe 5-1-6. **USM** - Antoine 9-2-11; Mikell 8-0-8; Bradley 4-3-7.

Game 6

UTSA 55, Southern Miss 32 (Oct. 8, 2016)

SAN ANTONIO – UTSA scored early and often and Southern Miss never could catch up as the Golden Eagles dropped its first Conference USA game of the season, 55-32, Saturday at the Alamodome.

The Roadrunners (2-3, 1-1 C-USA), who snapped a three-game losing streak, used big plays to push around the league's top-rated defense, racking up 532 total yards, including a school-record 339 yards rushing.

Southern Miss (4-2, 2-1) surrendered the most yardage since giving up 590 yards to Washington in a 44-31 loss on Dec. 26, 2015, in the Heart of Dallas Bowl.

The 55 points were the most allowed since a 63-17 loss to Marshall on Nov. 8, 2014.

Southern Miss quarterback Nick Mullens threw for 370 yards and three TDs, but threw a goal-line interception late in the game and lost a fumble after being sacked in the fourth quarter.

Mullens played the game's final 20 minutes with his right thumb wrapped after being injured during a pass attempt.

Mullens threw a 17-yard touchdown to tight end Jay/Shawn Washington in the first quarter, found receiver D.J. Thompson for a 35-yard scoring pass in the second quarter and hit receiver Chase Whitehead for a 33-yard touchdown in the final quarter.

He also threw a 2-point conversion pass to tight end Julian Allen to get the Golden Eagles within 48-32 with 6:47 to play, but was picked off at 1-yard line by linebacker Josiah Tauefa on Southern Miss' next possession.

Running back Ito Smith rushed for 94 yards and a touchdown on 18 carries. Smith added 22 yards on three catches, giving him 116 total yards. Smith has scored at least once in 11 consecutive games.

But it was the Roadrunners' ground game that doomed the Golden Eagles.

UTSA had come into the game, averaging a C-USA-worst, 96.2 rushing yards a game. But against the Golden Eagles, the Roadrunners had two backs top 120 yards each and combine for five of the team's six rushing touchdowns.

Jalen Rhodes rushed for 165 yards and three TDs on 14 carries, including an 80-yard touchdown run. Jarveon Williams collected 122 yards and two touchdowns on 15 carries.

Receiver Matt Guidry scored UTSA's other rushing touchdown on a 20-yard reverse.

Quarterback Dalton Sturm was asked to throw the ball only 12 times, but he completed 10, including two, big pass plays that sparked the Roadrunners' quick start.

After forcing a Southern Miss punt, Sturm went deep a second time, connecting with Josh Stewart for 77 yards down to the Golden Eagles' 3-yard line, setting up Williams' touchdown run on the next play.

Sturm threw for 193 yards, with 146 yards coming on those two plays.

After being pinned at its 12-yard line, Southern Miss was forced to punt again, setting UTSA up at its own 43. The Roadrunners needed just six plays to cover the distance.

Mullens' pass to Washington got Southern Miss on the board, but two personal foul penalties helped fuel a five-play, 82-yard drive that Williams capped with a 6-yard run for a 28-7 UTSA lead.

Smith's 1-yard run brought the Golden Eagles within 28-14 early in the second quarter, but two possessions later, Rhodes popped an 80-yard touchdown run to give the Roadrunners a 35-14 lead.

Mullens found Thompson with a scoring pass to bring the Golden Eagles to within 35-21 late

in the first half. It was the third consecutive game Thompson had caught a TD pass.

But Victor Falcon hit a 45-yard field goal on the final play of the first half to give UTSA a 38-21 halftime lead.

Parker Shaunfield remained perfect on field goal attempts, knocking through his 10th of the season from 28 yards to get Southern Miss to within 38-24, but the Golden Eagles' would get no closer.

Scoring Summary

	1	2	3	4	F
Southern Miss	7	14	3	8	32
UTSA	28	10	7	10	55

1st

UTSA - Thomas, Jr. 71 pass from Sturm (Falcon kick), 13:38

UTSA - Williams 3 run (Falcon kick), 11:45

UTSA - Rhodes 4 run (Falcon kick), 7:15

USM - Washington 17 pass from Mullens (Shaunfield kick), 3:08

UTSA - Williams 6 run (Falcon kick), 0:20

2nd

USM - I. Smith 1 run (Shaunfield kick), 11:33

UTSA - Rhodes 80 run (Falcon kick), 7:26

USM - Thompson 35 pass from Mullens (Shaunfield kick), 3:04

UTSA - Falcon 45 field goal, 0:00

3rd

USM - Shaunfield 28 field goal, 9:10

UTSA - Guidry 20 run (Falcon kick), 6:23

4th

UTSA - Falcon 26 field goal, 10:50

USM - Whitehead 33 pass from Mullens (Shaunfield kick), 6:47

UTSA - Rhodes 3 run (Falcon kick), 1:57

	USM	UTSA
First Downs	31	17
Rushes-Yards	39-179	35-339
Passing Yards	378	193
Passes Att-Comp-Int	50-25-1	12-10-0
Offensive Yards	89-557	47-532
Fumble Returns-Yards	0-0	0-0
Punt Returns-Yards	4-51	1-(-2)
Kickoff Returns-Yards	9-142	3-101
Interception Returns-Yards	0-0	1-14
Punts (Number-Avg)	3-41.7	4-43.8
Fumbles-Lost	4-2	0-0
Penalties-Yards	5-57	10-81
Possession Time	34:41	25:19
3rd-Down Conversions	10 of 18	3 of 9
4th-Down Conversions	2 of 4	0 of 0
Sacks By: Number-Yards	2-14	1-8

Individual Statistics

RUSHING: USM - I. Smith 20-94, TD; Parks 5-44; Stagers 1-28; Payne 9-19; Adamson 1-6; Team 1-(-5); Mullens 2-(-7). **UTSA** - Rhodes 14-165, 3 TDs; J. Williams 15-122, 2 TDs; Sturm 5-32; Guidry 1-20, TD.

PASSING: USM - Mullens 24-47-1-370 yards, 3 TDs; Adamson 1-3-0-8 yards.

USM - Mullens 25-36-1-591 yards, 4 TDs.

RECEIVING: USM - Thompson 7-89, TD; Stagers 6-92; Robertson 3-65; Whitehead 3-63, TD; I. Smith 3-22; Jones 1-22; Washington 1-17, TD; Brickley 1-8.

UTSA - Stewart 2-85; White 2-8; Thomas, Jr. 1-71, TD; S. Williams 1-8; Rhodes 1-7; J. Williams 1-7; Taylor 1-4; Stevens 1-3.

TACKLES: USM - Bradley 3-3-6; Harris 0-6-6; Ruff 2-3-5; **UTSA** - Tauefa 5-7-12;

Gaines 7-3-10; Egwuagu 4-3-7.



Game Recaps

Game 7

LSU 45, Southern Miss 10 (Oct. 15, 2016)

BATON ROUGE – Southern Miss rode into Death Valley Saturday night, and for the first 30 minutes of football with LSU, the Golden Eagles were alive and kickin’.

But then came the second half, and for a second consecutive week, big plays scuttled the Golden Eagles’ hopes, as Southern Miss fell 45-10 before 102,164 at Tiger Stadium.

LSU (4-2) broke away from a 10-10 halftime tie by scoring three of its four, third-quarter touchdowns on plays of 61 yards or longer to tag the Golden Eagles (4-3) with a second consecutive loss.

LSU’s Derrius Guice, who was limited to 40 yards in the first half, finished with 122 yards and two touchdowns in the second, including a 61-yard scoring dash that lit the fuse on the Tigers’ offensive explosion in the third quarter.

The Golden Eagles, who gave up four plays of 71 yards or more in a 55-32 loss at Texas-San Antonio on Oct. 1, gave up huge plays in the passing game as well.

Receiver Malachi Dupre had three catches for 100 yards and two touchdowns, including a 63-yard scoring pass in the third quarter. Receiver D.J. Chark Jr., who scored LSU’s first touchdown on a 19-yard sweep, had three catches for 91 yards, including an 80-yard, one-play scoring drive in the third quarter.

The Golden Eagles opened the scoring on the opening possession of the game. Two of USM’s first downs came courtesy of LSU penalty, but that did nothing to diminish a 15-play, 75-yard drive that culminated in Ito Smith’s 1-yard touchdown run and took 8 minutes, 12 seconds, off the clock.

Smith finished with 111 total yards, including 65 yards rushing.

The Tigers answered with a three-play, 55-yard drive – Guice’s 11-yard run; tight end DeSean Smith’s 25-yard reception; 19-yard end run – that left the game tied 7-7 after one quarter.

The teams swapped field goals, with Colby Delahoussaye hitting from 38 yards to give LSU a 10-7 lead before Parker Shaunfield tied the game with a with 8:58 to play in the first half.

Then, the wheels came off for Southern Miss.

Guice broke his 61-yarder to make it 17-10, and four plays after ensuing kickoff, running back George Payne was stripped of the football at his 30-yard. Strong safety Jamal Adams, who forced the fumble, also recovered it at the Golden Eagles’ 22-yard line.

Two plays later, Guice was in the end zone again, putting a bow on the gift with a 20-yard touchdown run that put the Tigers up 24-10 and left the Golden Eagles reeling.

Chark turned a sideline hitch into an 80-yard touchdown, and Dupre hauled in a 63-yard touchdown after the Golden Eagles blew coverage.

Dupre capped the scoring in the final quarter, hauling in a 23-yard scoring pass.

Etling finished the game by completing 11 of 18 passes for 276 yards and three scores. He averaged 25-plus yards a completion.

Scoring Summary

	1	2	3	4	F
Southern Miss	7	3	0	0	10
LSU	7	3	28	7	45

1st

USM - I. Smith 1 run (Shaunfield kick), 6:58
LSU - Chark 19 run (Delahoussaye kick), 2:22

2nd

LSU - Delahoussaye 38 field goal, 14:05
USM - Shaunfield 37 field goal, 8:28

3rd

LSU - Guice 61 run (Delahoussaye kick), 13:22
LSU - Guice 20 run (Delahoussaye kick), 10:50
LSU - Chark 80 pass from Etling (Delahoussaye kick), 4:20
LSU - Dupre 63 pass from Etling (Delahoussaye kick), 1:58

4th

LSU - Dupre 23 pass from Etling (Gonsoulin kick), 5:16

	USM	LSU
First Downs	16	17
Rushes-Yards	36-81	24-183
Passing Yards	161	276
Passes Att-Comp-Int	37-25-0	18-11-1
Offensive Yards	73-242	42-459
Fumble Returns-Yards	0-0	1-4
Punt Returns-Yards	1-5	2-5
Kickoff Returns-Yards	6-101	3-74
Interception Returns-Yards	1-0	0-0
Punts (Number-Avg)	6-50.2	3-58.0
Fumbles-Lost	3-1	0-0
Penalties-Yards	6-42	6-55
Possession Time	37:59	22:01
3rd-Down Conversions	7 of 18	5 of 9
4th-Down Conversions	1 of 2	0 of 0
Red-Zone Scores-Chances	2-2	2-2
Sacks By: Number-Yards	1-8	2-13

Individual Statistics

RUSHING: UTSA - Williams 16-88; Sturm 18-24; Clay 2-13; Rhodes 3-7; Dick 1-4; Hall 1-3. USM - Richard 25-115, TD; I. Smith 14-101; Mullens 2-3; Team 3-(-6).

RUSHING: USM - I. Smith 16-64, TD; Payne 11-26; Parks 5-5; Mullens 4-(-14).
LSU - Guice 16-162, 2 TDs; Chark 1-19, TD; Williams 6-10; Etling 1-(-8).

PASSING: USM - Mullens 25-36-0-161 yards; Thompson 0-1-0-0 yards.
LSU - Etling 11-18-1-276 yards, 3 TDs.

RECEIVING: USM - Staggers 7-35; I. Smith 6-46; Whitehead 5-27; Jones 2-15; Thompson 2-13; Payne 2-7; Robertson 1-18. LSU - Dupre 3-100, 2 TDs; Chark 3-91, TD; Smith 2-56; Dural 2-22; Guice 1-7.

TACKLES: USM - Parker 3-4-7; Truly 2-4-6; Collins 2-3-5. LSU - Beckwith 3-12-15; Riley 4-7-11; Adams 4-7-11.

Game 8

Southern Miss 24, Marshall 14 (Oct. 29, 2016)

HATTIESBURG, Miss. – Ito Smith had himself a heck of a homecoming Saturday evening, and Southern Miss couldn’t have been more delighted.

The junior running back ran for 140 yards and two touchdowns on 26 carries as the Golden Eagles topped Marshall 24-14 before 31,275 at Roberts Stadium.

Southern Miss snapped a two-game losing streak by beating the Thundering Herd for the first time since 2010.

On a day that senior Nick Mullens became the school’s career passing leader and the Golden Eagles’ defense all but throttled the Herd, Smith stood out.

He collected his fifth, 100-yard rushing game of the season, but his first in four games. He also hauled in four passes for another 43 yards, giving him 183 total yards.

Smith’s two touchdowns served as bookends for Southern Miss’ scoring Saturday, and matched the two rushing touchdowns he had against Troy as his season high.

Southern Miss’ defense was stifling, holding Marshall to just 226 total yards, the Herd’s fewest against a C-USA opponent this season.

Marshall netted just 60 yards on the ground, converted just 1 of 13 third downs and had just one play of more than 40 yards. Of the Herd’s 14 possessions, eight consisted of three plays and a punt.

All told, Marshall punted 10 times. Another possession end on an incompletion at the end of the first half and still another when USM defensive tackle Dylan Bradley blocked a 43-yard field goal attempt in the fourth quarter.

But Southern Miss couldn’t pull away from the Herd, leading just 10-7 after three quarters.

The Golden Eagles started the game with a bang, taking the opening kickoff and marching 75 yards on 15 plays to grab a 7-0 lead on Smith’s 1-yard run.

It was the second, consecutive game Smith had given Southern Miss a 7-0 lead with a 1-yard run and marked the 12th consecutive game he has scored a touchdown.

The Golden Eagles pulled ahead 10-0 on a 44-yard field by Parker Shaunfield early in the second quarter.

It was Shaunfield’s 12th field goal of the season, and his sixth from 40 yards or longer. He had yet to miss a kick this season until he sent a 41-yard field wide right in the third quarter.

Marshall’s offense, which had gained just 19 yards in the first quarter, sparked to life midway through the second to pull within 10-7 with 6:47 left in the first half.

Running back Keion Davis capped an 89-yard drive with his fifth touchdown run of the season, banging over from 5 yards out one play after Southern Miss was called for pass interference in the end zone.

Southern Miss seemed poised to pad the lead during the drive Mullens became the program’s career passing leader.

First, Mullens and tight end Julian Allen connected on a 52-yard gain to get the Golden Eagles out of a hole at their own 4-yard line. Mullens then surpassed former Golden Eagle great Austin Davis’ 10,892 career yardage record on an 11-yard screen pass to Smith with 1:16 left in the half.

Mullens completed 22 of 40 passes for 300 yards, and is the first Golden Eagle to reach the 11,000-yard plateau in career passing yards.

But after driving to the Herd’s 15-yard line, Mullens was sacked by Gary Thompson and Joe Massaquoi for a loss of eight yards, and then on the next play, he lost the handle on the

football while back to pass, a fumble that was picked out of mid-air by Ryan Bee.

After a scoreless third quarter, the Golden Eagles grabbed a 17-7 lead on Mullens’ first touchdown toss in two games, a 4-yard dart on a crossing route in the middle of the end zone to Allenzae Staggers.

It was Staggers’ sixth touchdown catch of the season, a team-high, and Mullens’ 17th scoring pass of the season.

After Bradley blocked Amoreto Curraj field goal, Mullens hit Isaiah Jones for 24 yards to the Herd 40-yard line, and on the next play, Smith broke free to push the lead to 24-7 with 4:23 to play in the game.

Marshall scored the game’s final touchdown when quarterback Chase Litton threw 44 yards to Michael Clark on fourth-and-1 with 2:26 left in the game.

Scoring Summary

	1	2	3	4	F
Marshall	0	7	0	7	14
Southern Miss	7	3	0	14	24

1st

USM - I. Smith 1 run (Shaunfield kick), 9:29

2nd

USM - Shaunfield 44 field goal, 14:07
USM - Davis 5 run (Curraj kick), 6:47

4th

USM - Staggers 4 pass from Mullens (Shaunfield kick), 12:08
USM - I. Smith 40 run (Shaunfield kick), 4:23
MAR - Clark 44 pass from Litton (Curraj kick), 2:26

	MAR	USM
First Downs	11	26
Rushes-Yards	25-60	45-174
Passing Yards	166	300
Passes Att-Comp-Int	34-20-0	40-22-0
Offensive Yards	59-226	85-474
Fumble Returns-Yards	1-23	0-0
Punt Returns-Yards	2-23	3-12
Kickoff Returns-Yards	4-108	0-0
Interception Returns-Yards	0-0	0-0
Punts (Number-Avg)	10-46.9	6-43.5
Fumbles-Lost	1-0	1-1
Penalties-Yards	5-65	4-44
Possession Time	25:50	34:10
3rd-Down Conversions	1 of 13	6 of 18
4th-Down Conversions	1 of 1	2 of 3
Red-Zone Scores-Chances	1-1	2-3
Sacks By: Number-Yards	2-16	3-22

Individual Statistics

RUSHING: MAR - Davis 11-52, TD; Foster 9-40; Anderson 1-1; Litton 4-(-33).
USM - I. Smith 26-140, 2 TDs; Payne 11-51; Staggers 1-(-1); Team 2-(-2); Mullens 5-(-14).

PASSING: MAR - Litton 20-34-0-166 yards, 1 TD. USM - Mullens 22-40-0-300 yards, 1 TD.

RECEIVING: MAR - Knight 6-47; McManus 5-19; Clark 4-87, TD; Hunt 1-6; Yurachek 1-3; Davis 1-2; Byrd 1-2; Foster 1-0.
USM - Staggers 7-99, TD; I. Smith 4-43; Thompson 4-31; Allen 2-57; Payne 2-4; Whitehead 1-25; Jones 1-24; Robertson 1-17.

TACKLES: MAR - Hernandez 7-1-8; Gant 7-1-8; Allen 5-3-8. USM - Armstrong 6-2-8; Antoine 5-2-7; Parker 4-3-7.



Game Recaps

Game 9

Charlotte 38, Southern Miss 27 (Nov. 5, 2016)

HATTIESBURG, Miss. - A week after a dominating defensive performance, Southern Miss saw Charlotte rush for more than 300 yards on its way to defeating the Golden Eagles 38-27 before 28,347.

Not only did the Golden Eagles lose for the third time in four games, but they saw both of their top two quarterbacks, sent wobbling to the sideline.

Southern Miss lost starting quarterback Nick Mullens in the third quarter and back-up Parker Adamson on its final offensive possession as the Golden Eagles lost for the third time in its last four games and for the second time in four home games.

Mullens and Adamson combined to throw for 404 yards and two touchdowns, as USM outgained Charlotte 498 total yards to 439 yards.

But Charlotte picked off Mullens twice and intercepted emergency quarterback Tez Parks a play after Adamson was helped to the sidelines with two minutes left to play.

The 49ers also blocked a punt and recovered it for a touchdown to take a 38-14 late in the third quarter.

For the fourth time in their last five games, the Golden Eagles failed to come up with a turnover. Southern Miss has just one takeaway over that stretch, an interception against LSU.

Neither Mullens nor Adamson were on the field at game's end due to injury.

Charlotte running back Kalif Phillips, who had come into the game averaging 79.7 yards a game, punished the Golden Eagles for 183 yards on 29 carries, including a 72-yard ramble on Charlotte's first offensive snap of the game that set up the 49ers' first score.

Phillips' backup, Robert Washington, added 94 yards on just six carries, including a 58-yard touchdown burst. All told, the 49ers ran for 303 yards just a week after the Golden Eagles had limited Marshall to just 60 yards rushing on the same field.

Charlotte quarterback Hasaan Klugh, who completed 11 of 24 passes for 127 yards and a touchdown, also ran for a touchdown for a sixth consecutive game, a 7-yard scamper around left end to give the 49ers a 7-0 lead.

Mullens, who completed 19 of 25 passes for 249 yards, threw a 3-yard touchdown pass to Corey Robertson and an 83-yard scoring pass to Chase Whitehead to give Southern Miss a 14-7 lead after one quarter.

Washington broke free up the middle on his long run to tie the game 92 seconds into the second quarter, and the 49ers took the lead for good with a pair of touchdowns just 71 seconds apart right before halftime.

Receiver Chris Montgomery capped a 12-play, 99-yard drive with a 9-yard end around with 1:46 left in the second quarter to put the 49ers up 21-14.

"It's not about what they were doing, but what we were doing," Nelson said. "If a team can drive 99 yards on us, it's our fault. I'm not doing my job and people aren't doing their job."

Four plays later, Mullens was intercepted by linebacker Daquan Lucas at the Southern Miss 47, who returned to the 18. On the first play, Klugh hit T.L. Ford II over the middle for the score for a 28-14 lead with 35 seconds left in the half.

Charlotte tackled on a 22-yard field goal by Blake Brewer in the third quarter, and then boosted its lead to 38-14 when Juwan Fogge broke through to block Tyler Sarrazin's punt into the end zone, where it was recovered for a touchdown by Ed Rolle.

"That swing from 14-14 to 28-14 was huge," Hopson said.

Southern Miss rallied, scoring on an 8-yard run by Ito Smith early in the fourth quarter to get within 38-20. Smith, who had 116 yards from scrimmage, has a streak of 14 games scoring at least one touchdown.

Adamson, who completed 13 of 27 passes for 155 yards, brought the Golden Eagles closer with a 2-yard run with 4:56 to play.

Southern Miss got the ball back with 4 minutes to go, but Terrance Winchester's interception at the 5-yard ended the Golden Eagles' final hope.

Scoring Summary

	1	2	3	4	F
Charlotte	7	21	10	0	38
Southern Miss	14	0	0	13	27

1st

CHAR - Klugh 7 run (Brewer kick), 10:33
 USM - Robertson 3 pass from Mullens, 5:45
 USM - Whitehead 78 pass from Mullens, 0:35

2nd

CHAR - Washington 58 run (Brewer kick), 13:29
 CHAR - Montgomery 9 run (Brewer kick), 1:46
 CHAR - Ford II 18 pass from Klugh (Brewer kick), 0:35

3rd

CHAR - Brewer 22 field goal, 9:29
 CHAR - Rolle 0 yard blocked punt return (Brewer kick), 3:17

4th

USM - I. Smith 8 run (Adamson pass failed), 14:11
 USM - Adamson 2 run (Shaunfield kick), 4:56

	CHAR	USM
First Downs	18	25
Rushes-Yards	46-303	29-94
Passing Yards	136	404
Passes Att-Comp-Int	25-12-0	53-32-3
Offensive Yards	71-439	82-498
Fumble Returns-Yards	0-0	0-0
Punt Returns-Yards	2-14	2-28
Kickoff Returns-Yards	2-51	4-99
Interception Returns-Yards	3-29	0-0
Punts (Number-Avg)	7-40.7	6-36.8
Fumbles-Lost	0-0	0-0
Penalties-Yards	3-28	8-60
Possession Time	29:26	30:34
3rd-Down Conversions	7 of 17	4 of 15
4th-Down Conversions	1 of 1	4 of 4
Sacks By: Number-Yards	3-19	2-12

Individual Statistics

RUSHING: CHAR - Phillips 29-183; Washington 6-94, TD; Klugh 5-21, TD; Montgomery 1-9, TD; Johnson 2-(-1); Team 3-(-3). **USM** - I. Smith 15-73, TD; Adamson 4-19, TD; Payne 5-19; Mullens 5-(-13).

PASSING: CHAR - Klugh 11-24-0-127 yards, TD; Johnson 1-1-0-9 yards. **USM** - Mullens 19-25-2-249 yards, 2 TDs; Adamson 13-27-0-155 yards; T. Parks 0-0-1-0 yards.

RECEIVING: CHAR - Kofa 2-57; Ford II 2-45, TD; Lemay 2-16; Phillips 2-8; Washington 2-(-10), Duke 1-11; Bumgarner 1-9. **USM** - Robertson 8-80, TD; Stagers 7-79; Jones 6-65; I. Smith 5-47; Whitehead 2-84, TD; Payne 1-31; Allen 1-9; Washington 1-5; Ricard 1-4.

TACKLES: CHAR - Cook 6-4-10; Deluca 7-2-9; King 3-5-8. **USM** - Antoine 7-5-12; Riley 5-1-6; Foster 4-1-5; Parker 3-2-5.

Game 10

Old Dominion 51, Southern Miss 35 (Nov. 12, 2016)

NORFOLK, Va. - Three turnovers on the first three possessions of the game put Southern Miss in a 21-0 hole Saturday afternoon at Ballard Stadium, and the Golden Eagles could not recover in dropping a 51-35 loss to Old Dominion.

True freshman Keon Howard started for the first time in his Southern Miss career, stepping in for injured starter Nick Mullens and backup Parker Adamson. He is just the sixth-ever Golden Eagle true freshman to start at the position.

Howard showed glimpses, passing for 230 yards and a touchdown, while rushing for 98 yards and a score.

But he also lost four fumbles, was intercepted once and was tackled in the end zone for a safety.

For the fifth time in six games, the Golden Eagles did not record a takeaway.

Ito Smith rushed for 97 yards and a season-high three touchdowns. Smith, who has scored at least once in 15 consecutive games, has run for 1,081 yards through 10 games, giving him consecutive, 1,000-yard rushing seasons.

Turnovers doomed the Golden Eagles, with the giveaways continually setting up ODU's offense on short fields.

Howard fumbled on the first two possessions, and the Monarchs capitalized on both, with running back Ray Lawry capping both drives with 2-yard runs to put ODU up 14-0.

After Howard was intercepted when his pass went through the hands of receiver Isaiah Jones, the Monarchs turned the gift into a 3-yard scoring run by Jeremy Cox for a 21-0 lead after a quarter.

Howard sparked the Golden Eagles' first scoring drive with his legs, capping it with a 2-yard run, to pull Southern Miss within 28-7.

But ODU quarterback David Washington ended the half with touchdown tosses of 5 yards to Jonathan Duhart and 39 yards to Travis Fulgham to put the Monarchs ahead 35-7 at halftime.

Cox ripped off a 67-yard scoring run early in the third quarter, but Southern Miss fought back, scoring on short runs by Smith on three, consecutive possession to pull within 42-28 with 10 minutes to play.

But Howard was caught in the end zone for safety, and then fumbled away Southern Miss' next possession at his own 7-yard line, where Rashaad Coward picked up the loose ball and returned it for a touchdown.

Howard capped the scoring with his first, career touchdown pass, a 55-yard hook-up with Marquise Ricard to cap the scoring.

Ricard led Southern Mississippi receivers with three catches for 84 yards.

Howard then was sacked and fumbled away Southern Miss' final possession of the game.

Washington completed 12 of 18 passes for ODU for 144 yards and the two scores without an interception. Cox rushed for a team-high 77 yards on just four carries, while Lawry added 71 yards on 17 carries.

The Golden Eagles outgained the Monarchs 452 total yards to 370 total yards, ran 79 plays to the Monarchs' 50 and had 21 first downs to ODU's 10.

Scoring Summary

	1	2	3	4	F
Southern Miss	0	7	14	14	35
Old Dominion	21	14	7	9	51

1st

ODU - Lawry 2 run (Davis kick), 11:02
 ODU - Lawry 2 run (Davis kick), 9:45
 ODU - Cox 3 run (Davis kick), 3:58

2nd

USM - Howard 2 run (Brauchle kick), 10:05
 ODU - Duhart 5 pass from Washington (Davis kick), 6:55
 ODU - Fulgham 39 pass from Washington (Davis kick), 1:19

3rd

ODU - Cox 67 run (Davis kick), 11:29
 USM - I. Smith 1 run (Brauchle kick), 6:54
 USM - I. Smith 2 run (Brauchle kick), 0:07

4th

USM - I. Smith 1 run (Brauchle kick), 9:55
 ODU - Team safety, 7:44
 ODU - Coward 7 fumble recovery (Davis kick), 4:13
 USM - Ricard 55 pass from Howard (Brauchle kick), 3:53

	USM	ODU
First Downs	21	10
Rushes-Yards	55-222	30-170
Passing Yards	230	150
Passes Att-Comp-Int	24-12-1	19-13-0
Offensive Yards	79-452	50-320
Fumble Returns-Yards	0-0	2-30
Punt Returns-Yards	1-(-1)	1-(-3)
Kickoff Returns-Yards	7-126	4-108
Interception Returns-Yards	0-0	1-0
Punts (Number-Avg)	3-36.7	8-37.8
Fumbles-Lost	6-4	0-0
Penalties-Yards	4-34	2-20
Possession Time	34:39	25:21
3rd-Down Conversions	5 of 15	3 of 12
4th-Down Conversions	3 of 4	0 of 0
Sacks By: Number-Yards	1-4	6-47

Individual Statistics

RUSHING: USM - Howard 28-98, TD; I. Smith 20-97, 3 TDs; Parks 3-25; Payne 3-4; Jones 1-(-2). **ODU** - Cox 4-77, 2 TDs; Lawry 17-71, 2 TDs; Washington 3-28; Team 3-(-3); Pascal 4-(-3).

PASSING: USM - Howard 12-24-1-230 yards, TD. **ODU** - Washington 12-18-0-144 yards, 2 TDs; LaRussa 1-1-0-6 yards.

RECEIVING: USM - Ricard 3-84, TD; Stagers 2-56; Robertson 2-34; Allen 2-9; Whitehead 1-27; I. Smith 1-11; Parks 1-9. **ODU** - Duhart 5-52, TD; Pascal 4-24; Fulgham 1-39, TD; Lawry 1-28; Strong 1-7; Vaughn 1-0.

TACKLES: USM - Antoine 3-4-7; Bradley 1-5-6; Ruff 1-4-5; Perry 0-5-5.

ODU - Wilson 11-6-17; Ricks 5-6-11; Carter 5-3-8.



Game Recaps

Game 11

North Texas 29, Southern Miss 23 (Nov. 19, 2016)

DENTON, Texas – North Texas erased a Southern Miss fourth-quarter lead by scoring the final nine points of the game to pull off a 29-23 Conference USA victory Saturday evening at Apogee Stadium.

Stephen Brauchle's 23-yard field goal gave the Golden Eagles their first lead, 23-20, with 9 minutes, 9 seconds, left to play.

But North Texas immediately drove 65 yards on six plays, scoring on Willy Ivery's 11-yard touchdown run with 7:34 to play, to take a 27-23 lead.

Southern Miss' last three possessions ended in a safety and two interceptions by quarterback Keon Howard, who made his second, consecutive start in place of injured starter Nick Mullens and back-up Parker Adamson.

Ito Smith piled up 180 yards total offense and scored twice, and George Payne ran for 50 yards and a touchdown on seven carries.

But it wasn't enough to prevent the Golden Eagles' fifth loss in six games. Southern Miss has one more chance to become bowl eligible and avoid a losing season when its hosts Louisiana Tech on Friday.

North Texas snapped a three-game losing streak with the win.

The Golden Eagles fell behind 20-0 in the second quarter. Trevor Moore kicked field goals of 26 yards and 39 yards, while quarterback Alec Morris threw touchdown passes of 17 yards and 56 yards to Turner Smiley.

Smith, who has scored at least one touchdown in his 16th consecutive game, pulled the Golden Eagles within 20-7 on a 1-yard scoring run.

Smith rushed for 113 yards on 19 carries, and caught three passes for 67 yards.

Smith broke off a 69-yard run to set up his own 2-yard touchdown run to pull Southern Miss within 20-13 on the first drive of the second half, and Payne powered the Golden Eagles' next possession, rushing four times for 44 yards, including a 16-yard touchdown run evened the score 20-20.

Southern Miss took advantage of one of two North Texas fumbles to set up Brauchle's go-ahead field goal, but the Golden Eagles could not hang on to the lead.

Howard rushed for 40 yards on 12 carries, but struggled throwing the ball, hitting just 10 of 26 passes (38.5 percent) for 135 yards with three interceptions. He also lost a fumble, giving him nine turnovers (five fumbles, four interceptions) in the first two starts of his career.

Southern Miss recovered two fumbles and picked off Morris once, the Golden Eagles' first takeaways since Oct. 15.

Morris wound up completing 14 of 29 passes for 267 yards and two touchdowns. Ivery rushed for 111 yards and a score on 18 carries, while Smiley grabbed seven passes for 162 yards and two touchdowns.

Scoring Summary

	1	2	3	4	F
Southern Miss	0	7	13	3	23
North Texas	17	3	0	9	29

1st

NT - Moore 26 field goal, 8:12

NT - Smiley 17 pass from Morris (Moore kick), 3:16

NT - Smiley 55 pass from Morris (Moore kick), 1:22

2nd

NT - Moore 39 field goal, 10:42

USM - I. Smith 1 run (Brauchle kick), 0:25

3rd

USM - I. Smith 2 run

(Brauchle kick failed), 13:44

USM - Payne 16 run (Brauchle kick), 9:07

4th

USM - Brauchle 25 field goal, 9:39

NT - Ivery 11 run (Moore kick), 7:34

NT - Team safety, 3:08

	USM	NT
First Downs	19	18
Rushes-Yards	44-198	29-111
Passing Yards	182	267
Passes Att-Comp-Int	27-11-3	29-14-1
Offensive Yards	71-380	58-378
Fumble Returns-Yards	0-0	0-0
Punt Returns-Yards	0-0	3-10
Kickoff Returns-Yards	3-52	4-28
Interception Returns-Yards	1-4	3-55
Punts (Number-Avg)	5-46.0	6-40.5
Fumbles-Lost	2-1	3-2
Penalties-Yards	9-79	12-95
Possession Time	33:25	26:35
3rd-Down Conversions	3 of 13	2 of 11
4th-Down Conversions	1 of 3	0 of 0
Red-Zone Scores-Chances	4-4	3-5
Sacks By: Number-Yards	1-5	4-24

Individual Statistics

RUSHING: USM - Smith 19-113, 2 TDs; Payne 7-50, TD; Howard 12-40; Sarrazin 1-4; Parks 4-(-4), Team 1-(-5). NT - Ivery 18-111, TD; Tucker 3-7; Wyche 1-5; Rice 1-3; Morris 3-(-2); Team 3-(-13).

PASSING: USM - Howard 10-26-3-135 yards. Morris 14-29-1-267 yards, 2 TDs.

RECEIVING: USM - Stagers 4-26; I. Smith 3-67; Ricard 1-34; Allen 1-27; Whitehead 1-16; Robertson 1-12. NT - Smiley 7-162, 2 TDs; Buyers 2-62; McIntyre 2-22; Thompson 1-19; Wyche 1-4; Ivery 1-(-2).

TACKLES: USM - Antoine 4-5-9; Nelson, Jr. 1-4-5; Mikell 4-0-4; Foster 1-3-4. NT - McClain 5-3-8; Scott 4-3-7; Davis 6-0-6; Brooks 3-3-6; Finney 3-3-6.

Game 12

Southern Miss 39, Louisiana Tech 24 (Nov. 25, 2016)

HATTIESBURG, Miss.– Welcome back, Nick Mullens.

After missing two football games with a concussion, quarterback Nick Mullens returned to Southern Miss' lineup Friday and guided the Golden Eagles to a stunning, 39-24 victory over Louisiana Tech at Roberts Stadium.

Mullens completed 29 of 33 passes for 342 yards and three touchdowns while rushing for a fourth as the Golden Eagles snapped a three-game losing streak to become bowl eligible for a second consecutive season.

In the process, Mullens became the school's career leader with 85 touchdown passes.

Southern Miss running back Ito Smith collected 190 total yards, including 127 yards rushing, while receiver D.J. Thompson tied a Roberts Stadium record with a career-high 12 catches for 135 yards and two touchdowns.

The Golden Eagles defense brought the Bulldogs' high-flying offense down to earth.

Tech entered the game as C-USA's leader in scoring (45.8 points per game), total offense (540 yards per game) and passing yardage (357.3 yards per game).

Against Southern Miss, the Bulldogs gained 254 total yards. Averaging 183.5 yards rushing a game, Tech netted just 8 yards Saturday.

Tech quarterback Ryan Higgins completed 22 of 39 yards for 246 yards, but did not throw a touchdown pass for the first time this season after tossing multiple touchdowns in each of the Bulldogs' first 11 games.

Higgins, who had thrown just four interceptions all season, was picked off three times in the fourth quarter.

Safety Picasso Nelson, Jr., recorded his first interceptions since 2014 and the first, two-interception game of his career. Cornerback Cornell Armstrong logged his first interception of the season as the Golden Eagles had the first, three-interception game of the year.

The Golden Eagles also came up with a goal-line stand that sent the Bulldogs away empty after a bad punt snap set up Tech at Southern Miss' 12-yard line in the third quarter.

Keon Howard, who had started the past two games at quarterback, opened the game with him and Mullens on the field at the same time and played throughout USM's first series at receiver and operating at quarterback out of the "Wildcat."

Howard opened the scoring on a 4-yard run, Mullens threw touchdown passes of 21 yards and 8 yards to Thompson and Stephen Brauchle kicked a 22-yard field goal in the first half as the Golden Eagles led 23-17 at halftime.

In the second half, Mullens fired a 6-yard scoring pass to Corey Robertson and Brauchle added a 25-yard field goal before Mullens' scoring run on a fourth-and-goal at the 1-yard line put USM ahead by three scores with 2 minutes, 19 seconds to play.

Tech running back Jarred Craft, who netted just 17 yards on nine carries, scored on runs of 5 yards and 2 yards for the Bulldogs.

Tech also scored on a Xavier Woods' 30-yard fumble return and a 31-yard field goal by Jonathan Barnes.

Tech's leading receiver, Trent Taylor, had 10 catches for 119 yards, but second-leading receiver Carlos

Henderson had just two catches for 25 yards.

Nelson said he was proud of the way that the Golden Eagles hung tight throughout the season.

"When you have your backs against the wall, you see true character," Nelson said. "We started out so well at the beginning of

the season, and then it sunk, but throughout it all, we kept fighting."

Scoring Summary

Louisiana Tech	7	10	0	7	24
Southern Miss	10	13	6	10	39

1st

USM - Howard 4 run (Brauchle kick), 10:41

LT - Craft 5 run (Barnes kick), 6:08

USM - Brauchle 22 field goal, 1:28

2nd

LT - Woods 30 fumble return

(Barnes kick), 14:12

USM - Thompson 21 pass from Mullens

(Brauchle kick), 9:40

USM - Thompson 8 pass from Mullens

(kick blocked), 3:14

LT - Barnes 31 field goal, 0:36

3rd

USM - Robertson 6 pass from Mullens

(pass failed), 1:19

4th

USM - Brauchle 25 field goal, 7:48

USM - Mullens 1 run (Brauchle kick), 2:19

LT - Craft 2 run (Barnes kick), 0:57

	LT	USM
First Downs	16	26
Rushes-Yards	16-8	44-84
Passing Yards	246	342
Passes Att-Comp-Int	39-22-3	33-29-0
Offensive Yards	55-354	77-426
Fumble Returns-Yards	1-40	0-0
Punt Returns-Yards	0-0	2-15
Kickoff Returns-Yards	3-82	3-85
Interception Returns-Yards	0-0	3-15
Punts (Number-Avg)	3-50.0	2-59.0
Fumbles-Lost	3-0	1-1
Penalties-Yards	7-50	9-85
Possession Time	21:38	38:22
3rd-Down Conversions	2 of 8	6 of 14
4th-Down Conversions	0 of 1	2 of 3
Red-Zone Scores-Chances	3-4	6-6
Sacks By: Number-Yards	3-20	1-9

Individual Statistics

RUSHING: LT - Craft 9-17, 2 TDs; Scott 3-6; Higgins 4-(-15). USM - I. Smith 24-127; Howard 4-12, TD; Payne 6-(-3); Mullens 8-(-9), TD; Team 2-(-43).

PASSING: LT - Higgins 22-39-3-246 yards. USM - Mullens 29-33-0-342 yards, 3 TDs.

RECEIVING: LT - T. Taylor 10-119; A. Smith 3-34; Henderson 2-25; Oliver 2-18; Scott 2-15; Craft 2-8; McKnight 1-27. USM - Thompson 12-135, 2 TDs; Robertson 6-47, TD; Smith 4-63; Stagers 2-78; Payne 2-2; Whitehead 1-9; Allen 1-6; Howard 1-2.

TACKLES: LT - Woods 6-6-12; Cooper 6-2-8; Harris 3-4-7; Brown 1-6-7. USM - Nelson, Jr. 6-3-9; Antoine 6-1-7; Armstrong 5-0-5; Ruff 4-1-5.



Game Recaps

Game 13

2016 New Orleans Bowl Southern Miss 28, Louisiana-Lafayette 21

DALLAS (AP) - Allenzae Stagers set records for receptions and receiving yards as Southern Miss outlasted Louisiana-Lafayette 28-21 in the 16th annual R-L Carriers New Orleans Bowl at the Mercedes-Benz Superdome.

Stagers, who was named Southern Miss' Most Valuable Player, caught a career-high 11 passes for 230 yards and a touchdown before the fourth-largest crowd (35,601) in the bowl's history.

Stagers became the only Golden Eagle to ever log two, 200-yard receiving games, having a six-catch, school-record, 292-yard effort against Rice on Oct. 1.

Running back Ito Smith rushed for 138 yards and two touchdowns and caught a pass for a third, as the Golden Eagles won in the postseason for the first time since 2011.

Smith gained 105 yards and scored on a 1-yard run on 19 carries over the final two quarters as the Golden Eagles scored on a pair of lengthy, drives that ground off a third of the second half clock.

The Cajuns struggled to find any offensive consistency against the Golden Eagles. Two of UL-Lafayette's three touchdowns came on drives of 29 yards and 19 yards after USM turnovers.

All told, Louisiana-Lafayette managed just 252 total yards, including 95 yards passing.

The Cajuns came up short at the beginning of the game as well, as senior quarterback Nick Mullens and Stagers hooked up on long passes to set up Southern Miss' first two scores.

The two combined on a 55-yard pass down to the Ragin' Cajuns' 12-yard line on the Golden Eagles' first offensive snap. The strike set up Smith's bronco-ride-of-an-11-yard run for a 7-0 Southern Miss lead with 9:39 left in the first quarter.

After forcing a three-and-out, Mullens hit Stagers with a quick slant that turned into a 66-yard gain down to UL-Lafayette's 9-yard line. Two plays later, Mullens found Smith on a 6-yard touchdown pass for a 14-0 lead with 7:17 left in the quarter.

UL-Lafayette responded with a nine-play, 66-yard drive, capped by quarterback Anthony Jennings' 4-yard run with 3:15 left in the first period, to pull within 14-7, and momentum continued to shift UL-Lafayette's way through the first half of the second quarter.

Parker Shaunfield, in his first action since being sidelined in late October with a pulled thigh muscle, missed a 38-yard field, and on Southern Miss' next possession, Mullens was sacked and stripped of the ball by UL-Lafayette linebacker Tre'maine Lightfoot.

Peters recovered and returned the ball 15 yards to USM's 29-yard line. Two plays later, backup quarterback Dion Ray took a direct snap and weaved his way 12 yards to tie the game 14-14 with 7:28 left in the second quarter.

The Golden Eagles drove 75 yards in 11 plays to take a 21-14 lead in the third quarter with Mullens finding Stagers in the back of the end zone off play-action.

Mullens completed 25 of 40 passes for 346 yards and two touchdowns with an interception in his final game in a Golden Eagle uniform.

Smith's 1-yard run capped a 14-play, 83-yard drive that straddled the third and fourth quarters and put Southern Miss up by two scores with 12:26 to play in the game.

But Travis Crawford's 53-yard interception return set up the Cajuns at Southern Miss' 19-yard line and Jennings scored his second touchdown on a 3-yard run as UL-Lafayette

pulled within 28-21 with 5:10 to play.

The Cajuns got the ball back at their 18-yard line with 2:02 to play. But after a pair of first downs brought them to midfield, a sack by defensive linemen Dylan Bradley and Xavier Thigpen led to incompletions on third and fourth downs as the Golden Eagles' locked down the victory.

Scoring Summary

	1	2	3	4	F
Southern Miss	14	0	7	7	28
Louisiana-Lafayette	7	7	0	7	21

1st

USM - Smith 11 run (Shaunfield kick), 9:39

USM - Smith 6 pass from Mullens

(Shaunfield kick), 7:17

UL - Jennings 4 run (Artigue kick), 3:15

2nd

UL - Ray 12 run (Artigue kick), 7:28

3rd

USM - Stagers 5 pass from Mullens

(Shaunfield kick), 10:42

4th

USM - Smith 1 run (Shaunfield kick), 12:26

UL - Jennings 3 run (Artigue kick), 5:10

	USM	UL
First Downs	22	21
Rushing Att.-Yds.	32-135	47-157
Passing Yards	346	95
Passes Att-Comp-Int	42-25-1	22-8-1
Offensive Plays	74	69
Total Offense	481	252
Return yards	23	147
Punts-Avg.	4-42.8	6-41.7
Fumbles-Lost	2-1	0-0
Penalties-Yards	13-131	6-57
Third-Down Conversions	7 of 14	3 of 12
Possession Time	30:34	29:26

Rushing: USM - Smith 26-138, 2 TDs;

Payne 2-13; Parks 1-1; Team 1-(-1);

Mullens 2-(-16)

UL - McGuire 17-99; Jennings 20-19, 2 TDs;

Wright 2-17; Ray 4-11, TD; Riles

207; Davis 1-4; Hoggins 1-0.

Passing: USM - Mullens 40-25-1, 346 yards,

2 TDs; Stagers 0-1-0, 0 yards;

Team 0-1-0, 0 yards

UL - Jennings 20-8-1, 95 yards; Riles 0-1-0,

0 yards; Ray 0-1-0, 0 yards

Receiving: USM - Stagers 11-230, 1 TD;

Robertson 5-49; Thompson 4-40;

Whitehead 2-15; Smith 1-6, TD; Holmes 1-6;

Allen 1-0

UL - Riles 5-64; Barnes 1-12; Braley 1=12'

McGuire 1-7

Tackles: USM - Poole 7-2-9, 3 SACK;

Nelson, Jr. 5-1-6; Foster 5-1-6

UL - Goodlett 4-3-7, PBU; Mitchell 5-1-6, 1 TFL;

Lightfoot 4-2-6, 1 SACK, 2 TFLs



Conference USA

Conference USA begins its 23rd year in 2017-18 as it continues to compete and promote the success of its student-athletes. The league has adapted to the ever-changing landscape of collegiate athletics over its first two-plus decades, but the commitment to excellence, integrity, leadership and its student athletes in competition, academics and community is unwavering.

Conference USA enjoys a far-reaching fan base with its 14 members: Charlotte, FIU, Florida Atlantic, Louisiana Tech, Marshall, Middle Tennessee, North Texas, Old Dominion, Rice, Southern Miss, UAB, UTEP, UTSA and WKU.

Debuting in 1995, Conference USA teams have combined for 100 bowl appearances in football, 106 NCAA Tournament appearances in basketball, including three Final Fours, 69 NCAA baseball appearances including six College World Series berths, 89 NCAA soccer tournament appearances including four trips to the College Cup, and 39 individual national champions in track and field and cross country.

Success is not limited to athletic achievement, however, as 220 Conference USA student-athletes have garnered Academic All-America honors, 749 have achieved academic all-district laurels and thousands of student-athletes have earned a college degree.

Conference USA sponsors competition in 19 sports – nine for men (baseball, basketball, cross country, football, golf, soccer, tennis, and indoor and outdoor track and field) and 10 for women (basketball, cross country, golf, soccer, softball, swimming and diving, tennis, indoor and outdoor track and field, and volleyball).

The league promotes the scholar-athlete ideal, honoring outstanding academic achievement with numerous conference-sponsored awards, including the Commissioner's Honor Roll and the Commissioner's Academic Medal as well as sport-specific All-Academic teams.

C-USA annually awards postgraduate scholarships, along with the Sport Academic Awards, Scholar-Athletes of the Year and the Institutional Academic Excellence Award. Additionally, Conference USA presents a Spirit of Service Award three times each year, recognizing student-athletes who excel on the field, in the classroom and give back to the community through significant service efforts and participation.

Success On The Playing Field

Conference USA performers have achieved great success in competition, placing the league among the top conferences in the nation.

Football

- 100 teams have earned bowl bids
- Eligible for the College Football Playoff
- Conference USA has nine bowl affiliations through the 2019 season, securing a minimum of five berths annually. Conference USA has primary bowl tie-ins with the Bahamas Bowl, Boca Raton Bowl, Gildan New Mexico Bowl, Hawai'i Bowl, R+L Carriers New Orleans Bowl, St. Petersburg Bowl and Zaxby's Heart of Dallas Bowl, along with secondary arrangements with

the Camping World Independence Bowl and the Lockheed Martin Armed Forces Bowl.

Men's Basketball

- 126 postseason teams (54 NCAA, 48 NIT, 12 CBI, 10 CIT, 2 LV16)
- One National Championship title game appearance
- Three Final Four teams
- Seven Elite Eight NCAA Tournament teams
- One NIT Champion and five NIT semifinalists
- Inaugural CBI Champion
- One CIT Champion
- Inaugural Las Vegas 16 Champion

Women's Basketball

- 52 NCAA Tournament appearances
- 59 WNIT appearances
- One Sweet 16 NCAA Tournament team
- Three WNIT semifinalists
- Two WBI Champions

Baseball

- 69 NCAA appearances
- Six College World Series appearances (2009, 2008, 2007, 2006, 2005 and 2001)
- 14 Super Regional appearances
- Has produced at least four NCAA teams in 10 of the past 16 seasons

In addition to the numerous NCAA Tournament berths, C-USA has sent four men's soccer teams to the NCAA College Cup, three softball teams to the Women's College World Series and three volleyball teams to the NCAA Sweet 16. The league has also had 39 national champions in NCAA track and field competition, one national champion in diving, and numerous NCAA individual and team competitors in cross country, golf, swimming, tennis, and track and field. Overall, Conference USA teams and individuals have made more than 2,000 NCAA appearances.

Success Off the Field

C-USA institutions are among the nation's best in academic performance of student-athletes, bolstered by the fact that student-athletes at league schools have a higher graduation rate than the general student population. Among C-USA's 5,000 student-athletes, there are champions off the playing field as well. In 22 years, more than 33,000 student-athletes have been named to the Commissioner's Honor Roll or received the Commissioner's Academic Medal, indicative of outstanding achievement in the classroom.

C-USA On TV

C-USA enjoys significant television exposure through partnerships with ESPN, CBS Sports Network, Stadium and beIN SPORTS. The multi-tiered selection process that is rooted in partnering with all four networks provides extensive national exposure for football, men's and women's basketball, and all other conference sports.

C-USA membership include institutions within eight of the Top 40 media markets and four in the Top 25 according to Nielsen. C-USA home mar-

kets this year will include more than 13 million TV households, a 30 percent increase from four years ago.

CUSA.TV

CUSA.TV officially launched in the Summer of 2016 making all non-televised team sports available as part of a subscription package. The site offers all events in one location so fans can watch home and away matchups of their favorite team or season long events from their favorite sport. The site showcases weekly feature stories as well as postgame interviews, players of the week highlights and other exciting content.

C-USA in the Community

The conference's current footprint is concentrated with 14 members in 10 states and a combined area population of more than 30 million. With a commitment to community involvement, the conference developed several initiatives to maintain strong ties in C-USA cities, as well as with fans and alumni across the country. C-USA schools also place a priority on giving back to their communities through volunteer service with local and national organizations. Individually, student-athletes are recognized each season through the Spirit of Service award.

Governance

Conference USA has significant representation in the NCAA governance structure. The presidents of the member institutions serve as the league's Board of Directors.

A Proud History

Conference USA was formed in 1995 and quickly emerged as one of the nation's top conferences. The conference unveiled its name, logo and commissioner April 24, 1995, in Chicago. The league's charter members were Charlotte, Cincinnati, DePaul, Houston, Louisville, Marquette, Memphis, Saint Louis, Southern Miss, Tulane, UAB and USF. Eleven of the institutions began athletic participation in 1995, while Houston joined competition in the fall of 1996.

The league's headquarters were established in Chicago and, after nine years, relocated to the current office in Irving, Texas. Britton Banowsky was named Commissioner in October 2002, succeeding Mike Slive, the league's first Commissioner. In October 2015, Judy MacLeod became the league's third Commissioner.

C-USA added East Carolina (September, 1996) and the United States Military Academy (March, 1997) as football members. ECU began league competition in 1997; Army in 1998 and UAB began football play in 1999. The league brought in TCU and ECU (1999) for all sports and they began competition in 2001. USF started C-USA football in 2003. Marshall, Rice, SMU, Tulsa, UCF and UTEP became full-time Conference USA members for all sports in 2005.

In 2013, charter member Charlotte returned to C-USA and was joined by new members FIU, Florida Atlantic, Louisiana Tech, Middle Tennessee, North Texas, Old Dominion and UTSA. WKU joined the league on July 1, 2014.



Conference USA 2016 Final Standings

West Division

Louisiana Tech	6-2	0.750	9-5	0.643
UTSA	5-3	0.625	6-7	0.462
Southern Miss	4-4	0.500	7-6	0.538
North Texas	3-5	0.375	5-8	0.385
UTEP	2-6	0.250	4-8	0.333
Rice	2-6	0.250	3-9	0.250

East Division

WKU	7-1	0.875	11-3	0.786
Old Dominion	7-1	0.875	10-3	0.769
Middle Tennessee	5-3	0.625	8-5	0.615
FIU	4-4	0.500	4-8	0.333
Charlotte	3-5	0.375	4-8	0.333
Florida Atlantic	2-6	0.250	3-9	0.250
Marshall	2-6	0.250	3-9	0.250

2016 C-USA Composite Schedule

Saturday, August 26

Stanford vs. Rice (Sydney, Australia)

Thursday, August 31

FIU at UCF

Friday, September 1

Charlotte at Eastern Michigan
Navy at Florida Atlantic

Saturday, September 2

Northwestern State at Louisiana Tech
Miami (Ohio) at Marshall
Vanderbilt at Middle Tennessee
Lamar at North Texas
Albany at Old Dominion
Kentucky at Southern Miss
Alabama A&M at UAB
UTEP at Oklahoma
Houston at UTSA
Eastern Kentucky at WKU

Saturday, September 9

Charlotte at Kansas State
Alcorn State at FIU
Florida Atlantic at Wisconsin
Mississippi State at Louisiana Tech
Marshall at NC State
Middle Tennessee at Syracuse
North Texas at SMU
Old Dominion at Massachusetts
Rice at UTEP
Southern at Southern Miss
UAB at Ball State
UTSA at Baylor
WKU at Illinois

Friday, September 15

Arizona at UTEP

Saturday, September 16

North Carolina A&T at Charlotte
FIU at Indiana
Bethune-Cookman at Florida Atlantic
Louisiana Tech at WKU
Kent State at Marshall
Middle Tennessee at Minnesota
North Texas at Iowa
North Carolina at Old Dominion
Rice at Houston
Southern Miss at Louisiana-Monroe
Coastal Carolina at UAB
Southern at UTSA

Saturday, September 23

Georgia State at Charlotte
FIU at Rice
Florida Atlantic at Buffalo
Louisiana Tech at South Carolina
Bowling Green at Middle Tennessee
UAB at North Texas
Old Dominion at Virginia Tech
UTEP at New Mexico State
UTSA at Texas State
Ball State at WKU

Saturday, September 30

Charlotte at FIU
Middle Tennessee at Florida Atlantic
South Alabama at Louisiana Tech
Marshall at Cincinnati
North Texas at Southern Miss
Rice at Pittsburgh
UTEP at Army

Saturday, October 7

Marshall at Charlotte
FIU at Middle Tennessee
Florida Atlantic at Old Dominion

Louisiana Tech at UAB
Army at Rice
Southern Miss at UTSA
WKU at UTEP

Saturday, October 14

Charlotte at WKU
Tulane at FIU
Old Dominion at Marshall
Middle Tennessee at UAB
UTSA at North Texas
UTEP at Southern Miss

Friday, October 20

Marshall at Middle Tennessee
WKU at Old Dominion

Saturday, October 21

UAB at Charlotte
North Texas at Florida Atlantic
Southern Miss at Louisiana Tech
Rice at UTSA

Saturday, October 28

FIU at Marshall
Florida Atlantic at WKU
Louisiana Tech at Rice
Old Dominion at North Texas
UAB at Southern Miss
UTSA at UTEP

Friday, November 3

Marshall at Florida Atlantic

Saturday, November 4

Charlotte at Old Dominion
UTSA at FIU
North Texas at Louisiana Tech
UTEP at Middle Tennessee
Rice at UAB
Southern Miss at Tennessee

WKU at Vanderbilt

Saturday, November 11

Middle Tennessee at Charlotte
Old Dominion at FIU
Florida Atlantic at Louisiana Tech
WKU at Marshall
UTEP at North Texas
Southern Miss at Rice
UAB at UTSA

Friday, November 17

Middle Tennessee at WKU

Saturday, November 18

Charlotte at Southern Miss
FIU at Florida Atlantic
Louisiana Tech at UTEP
Marshall at UTSA
Army at North Texas
Rice at Old Dominion
UAB at Florida

Friday, November 24

WKU at FIU

Saturday, November 25

Florida Atlantic at Charlotte
UTSA at Louisiana Tech
Southern Miss at Marshall
Old Dominion at Middle Tennessee
North Texas at Rice
UTEP at UAB

Saturday, December 2

C-USA Championship Game

Conference games in bold.
All games and dates subject to change



C-USA Bowl Overview 2017-2019

Conference USA will have nine bowl affiliations through the 2019 season, securing a minimum of five berths annually and offering fans a number of great destinations across America and beyond.

Conference USA has agreements with two bowls in the state of Florida: the Boca Raton Bowl and the St. Petersburg Bowl, along with an agreement with the Bahamas Bowl near the coast of the Sunshine State. C-USA maintains longtime relationships with the Zaxby's Heart of Dallas Bowl and the R+L Carriers New Orleans Bowl in the central region as well as the Gildan New Mexico Bowl in the southwest and the Hawaii Bowl in the far West.

Conference USA has secondary agreements with two bowls also located right within the league's footprint, giving teams the opportunities to participate in the Lockheed Martin Armed Forces Bowl in Fort Worth, Texas and the Independence Bowl in Shreveport, La.

In these bowls, Conference USA will have the opportunity to face opponents from the American Athletic, Big 12, Big Ten, Mid-American, Mountain West and Sun Belt Conferences.

C-USA Bowl 2017 Synopsis

Conference USA has secured guaranteed commitments with six bowl partners for the 2017 season, as well as one secondary agreement: Bahamas, Boca Raton, Gildan New Mexico, R+L Carriers New Orleans, St. Petersburg and Zaxby's Heart of Dallas Bowls are primary agreements. The Camping World Independence Bowl in Shreveport, La., is a secondary agreement, should the ACC or SEC not be able to provide a bowl-eligible team. There is no set selection order among C-USAs bowl partners.

As a member of the College Football Playoff, Conference USA will be a part of one of the CFP bowls if it produces the highest rated champion from among the American Athletic, C-USA, Mid-American, Mountain West and Sun Belt Conferences.

2017 Bowl Agreements:

R+L Carriers New Orleans Bowl

Date: Dec. 16 (New Orleans, Louisiana)
Opponent: Sun Belt selection
Time: 12 pm CT

Gildan New Mexico Bowl

Date: Dec. 16 (Albuquerque, N.M.)
Opponent: Mountain West
Time: 3:30 pm CT

Boca Raton Bowl

Date: Dec. 19 (Boca Raton, Fla.)
Opponent: American selection
Time: 6 pm CT

St. Petersburg Bowl

Date: Dec. 21 (St. Petersburg, Florida)
Opponent: American selection
Time: 7 pm CT

Bahamas Bowl

Date: Dec. 22 (Nassau, Bahamas)
Opponent: MAC selection
Time: 11:30 am CT

Zaxby's Heart of Dallas Bowl

Date: Dec. 26 (Dallas, Texas)
Opponent: Big 12 selection
Time: 12:30 pm CT

Independence Bowl (secondary)

Date: Dec. 27 (Shreveport, La.)
Opponent: ACC or SEC selection
Time: 12:30 pm CT

COLLEGE FOOTBALL PLAYOFF

The Playoff

During the 2014-15 season, college football entered a new era when postseason playoffs began. The format is simple: top four teams, two semifinals played in bowl games, and a national championship game played in a different city each year. Each semifinal will be played during the New Year's holiday with the national championship game in prime time on a Monday night at least a week later.

The Selection Committee

A selection committee will choose the four teams for the playoff based on their performance during the regular season, including, strength of schedule, head-to-head results, championships won, and other factors. The teams will be seeded so that #1 will play #4 in one semifinal and #2 will meet #3 in the other, with the winners advancing to the national championship game.

The Rotation

The semifinals will rotate among six different bowls, extending the experience to more fans. In the years when the bowls are not hosting semifinals, the bowls will feature eight other teams in four compelling matchups.

For the 2017-18 season, the Goodyear Cotton Bowl (Dec. 29), Capital One Orange (Dec. 30), Playstation Fiesta Bowl (Dec. 30) and Chick-fil-A Peach Bowl (Dec. 31), will host its regular bowl games, while the Rose Bowl presented by Northwestern Mutual (Jan. 1) and

Allstate Sugar Bowl (Jan. 1), will host semifinals. The College Football Championship will be held on Monday, Jan. 8 in Atlanta, Ga.

C-USA and the College Football Playoff

As a member of the College Football Playoff, Conference USA will be a part of one of the College Football Playoff bowls if it has the highest rated champion from among the American Athletic, C-USA, Mid-American, Mountain West and Sun Belt Conferences.

Bahamas Bowl

Nassau, Bahamas
Date: December 22, 2017
Time: 12:30 p.m. EST
Stadium: Thomas A. Robinson National Stadium (15,000)
Network: ESPN
Opponent: Mid-American Selection
Executive Director: Richard Gianinni
Director of Communications: Chris Pika
Phone: 678/908-4853
Website: www.bahamasbowl.com
Facebook: Bahamas Bowl
Twitter: @TheBahamasBowl

Bowl Notes

The fourth annual Bahamas Bowl will kick off Friday, Dec. 22, 2017 at Nassau's Thomas A. Robinson National Stadium ... Conference USA is once again scheduled to be a part of the game, facing an opponent from the Mid-American Conference ... Old Dominion, Middle Tennessee and WKU have represented Conference USA in the first three games, with ODU and WKU winning their games ... The Bahamas Bowl is the only postseason FBS bowl game outside of the United States.

Boca Raton Bowl

Boca Raton, Florida
Date: December 19, 2016
Time: 7 p.m. EST
Stadium: FAU Stadium (29,419)
Network: ESPN
Opponent: American Athletic Conference Selection
Phone: 561-362-3660
Executive Director: Doug Mosley
Operations/Marketing: Jana LaMendola
Media Relations Director: Sara Perez
Website: www.thebocaratonbowl.com
Facebook: BocaRatonBowl
Twitter: @BocaBowl

Bowl Notes

Conference USA will make its third appearance in the four-year old Boca Raton



C-USA Bowl Overview 2017-2019

Bowl on Tuesday, December 19, the only bowl game being played on that day ... Back-to-back C-USA Champion WKU won last year's game over Memphis, 51-31, and 2014 C-USA Champion Marshall won the inaugural Boca Raton Bowl in 2014, defeating Mid-American Conference Champion Northern Illinois, 52-23 ... The game is played at six-year old FAU Stadium, the home of C-USA member Florida Atlantic.

Zaxby's Heart Of Dallas Bowl

Dallas, Texas

Date: December 26, 2017

Time: 12:30 pm CT

Stadium: Cotton Bowl

Network: ESPN

Opponent: Big 12 Selection

Phone: 817-810-0695

Executive Director: Brant Ringler

Manager, Events: Scott Pomeroy

Event Supervisor: Bryan Delgado

Assoc. Manager of Events: Monty Clegg

Ticket Manager: Trisha Branch

Media Operations Coordinator:

Tim Simmons

Phone: 303/678-8484

Website: www.theheartofdallasbowl.com

Facebook: theheartofdallasbowl

Twitter: @HODBowI

Bowl Notes

Conference USA is slated to play an opponent from the Big 12 Conference in the eighth annual Heart of Dallas Bowl on December 26 ... The bowl is the only one that honors first responders and it also benefits organizations working to eradicate homelessness in Dallas ... North Texas appeared in last year's game vs. Army and won the 2013 bowl over UNLV. Southern Miss became the first C-USA school to play a Pac-12 team in a bowl game in 2015, falling to Washington, 44-31 ... The 2014 game saw C-USA West Division Champion Louisiana Tech defeat Illinois, 35-18.

Independence Bowl

Shreveport, Louisiana

Date: December 27, 2016

Time: 1:30 p.m. CST

Stadium: Independence Stadium (49,565)

Network: ESPN

Opponent: ACC or SEC Selection

Executive Director: Missy Setters

Media Relations Director: Stefan Nolet

Website: www.independencebowl.org

Facebook: independencebowl

Twitter: @IndyBowl

Bowl Notes

Conference USA maintains a secondary partnership with the Independence Bowl, played at Independence Stadium in Shreveport, La. C-USA will provide a surplus team to the bowl in the event the SEC or ACC are unable to provide a team ... The game was established in 1976 and is the nation's 11th-oldest game ... Current C-USA members Louisiana Tech, Southern Miss and UTEP have previously played in the Independence Bowl.

Gildan New Mexico Bowl

Albuquerque, New Mexico

Date: December 16, 2017

Time: 2:30 p.m. MST

Stadium: UNPN Stadium (37,792)

Network: ESPN

Opponent: Mountain West Selection

Phone: 505-925-5999

Executive Director: Jeff Siembieda

Director of Operations: Cary Colbert

Chairman of the Board: Rudy Davalos

Media Relations Director:

RaeAnn McKernan

Website: www.gildannewmexicobowl.com

Facebook: NewMexicoBowl

Twitter: @GildanNMBowl

Bowl Notes

Conference USA will enter its fourth year as a primary partner with the Gildan New Mexico Bowl and is scheduled to send a team to Albuquerque each season through 2019 ... C-USA will face a representative from the Mountain West Conference each season at University Stadium on the campus of the University of New Mexico ... C-USA has participated in the New Mexico Bowl three times, with UTEP playing in the game in 2014 and 2010, while UTSA made its first bowl appearance in last season's matchup ... The bowl will once again be played on the opening day of the bowl season, which it has nearly each time during its existence.

R+L Carriers New Orleans Bowl

New Orleans, La.

Date: December 16, 2017

Time: 12 p.m. CST

Stadium: Mercedes-Benz Superdome (73,208)

Network: ESPN

Opponent: Sun Belt Conference Opponent

President/CEO: Jay Cicero

Executive Director: Billy Ferrante

V.P., Communications: Sam Joffray

Director of Events/Operations:

Alison Comeaux

Director of Sales/Tickets: Craig Forshag
Event Operations and Media Coordinator: Paul Utterback

Phone: 504/525-5678

Website: www.neworleansbowl.org

Facebook: R+LCarriers New Orleans Bowl

Twitter: @NewOrleansBowl

Bowl Notes

Conference USA is scheduled be a part of the R+L Carriers New Orleans Bowl for the 13th time in the bowl's 17 years, facing an opponent from the Sun Belt Conference ... This year's game will mark the eighth straight year it has been played on a Saturday, with a Noon CT kickoff scheduled, this will open the 2017-18 bowl season ... Current Conference USA members Florida Atlantic, Louisiana Tech, Middle Tennessee, North Texas, Rice and Southern Miss have each participated in previous New Orleans Bowls, with the Golden Eagles four victories tied for the most among all schools to play in the game ... The New Orleans Bowl is played at the Mercedes-Benz Superdome, site of seven Super Bowl games.

St. Petersburg Bowl

St. Petersburg, Fla.

Date: December 21, 2017

Time: 8 p.m. EST

Stadium: Tropicana Field (28,453)

Network: ESPN

Opponent: American Athletic

Conference Selection

Phone: 727/290-9865

Executive Director: Brett Dulaney

Supervisor of Events: Kathy Hnat

Supervisor of Events: Brittany Tellex

Media Relations Director: Jack Heilig

Phone: 954/634-2299

Website: www.StPetersburgBowl.com

Facebook: St. Pete Bowl

Twitter: @stpetebowl

Bowl Notes

After a one-year absence, Conference USA will once again participate in the St. Petersburg Bowl this December, facing an opponent from the American Athletic Conference ... This year's 10th annual game is scheduled for Thursday, December 21 at 8 pm EST ... Conference USA has participated in seven of the first nine St. Petersburg Bowls ... Current C-USA members FIU, Marshall and Southern Miss have participated in the game previously ... The game is played at Tropicana Field in downtown St. Petersburg and the bowl is owned and operated by ESPN Events, a subsidiary of ESPN.



The Last Time

Southern Miss Individual

Rushed for 100 or More Yards: 138 yards on 26 carries by Ito Smith vs. UL Lafayette, 12/17/16

Rushed for 200 or More Yards: 230 yards on 27 carries by Jalen Richard at Texas State, 9/19/15

Rushed for 300 or More Yards: 304 Yards by Sam DeJarnette on 43 carries against Florida State, 9/25/82

Rushed 50 or More Yards for a Touchdown: Ito Smith scored on a 70-yard touchdown vs. Troy, 9/17/16

Two Rushers With 100 or More Yards: 128 yards on 8 carries by Ito Smith and 116 yards on 14 carries by George Payne vs. Savannah State, 9/10/16

Three Rushing Touchdowns: Ito Smith rushed for three touchdowns at Old Dominion, 11/12/16

Four Rushing Touchdowns: Jalen Richard rushed for four touchdowns against Old Dominion, 11/21/15

Five Rushing Touchdowns: Austin Davis rushed for five touchdowns against UAB, 11/1/08

20 Pass Completions: 25 by Nick Mullens vs. UL Lafayette, 12/17/16

Passed for 300 or More Yards: Nick Mullens had 346 yards on 25-of-40 passing vs. UL Lafayette, 12/17/16

Passed for 400 or More Yards: Nick Mullens had 591 yards on 25-of-36 passing vs. Rice, 10/1/16

Passed for 500 or More Yards: Nick Mullens had 591 yards on 25-of-36 passing vs. Rice, 10/1/16

Completed a Pass of 50 Yards or More for a Touchdown: Keon Howard completed a 55-yard pass to Marquise Ricard at Old Dominion, 11/12/16

Completed a Pass 75 Yards or More for a Touchdown: Nick Mullens completed a 76-yard pass to Chase Whitehead vs. Charlotte, 11/5/16

Caught 10 or More Passes: Allenzae Staggers caught 11 passes for 230 yards vs. UL Lafayette, 12/17/16

Caught Passes for 100 Yards or More: Allenzae Staggers caught 11 passes for 230 yards vs. UL Lafayette, 12/17/16

Caught Passes for 200 Yards or More: Allenzae Staggers caught 11 passes for 230 yards vs. UL Lafayette, 12/17/16

Two Receivers with 100 or More Yards: Allenzae Staggers caught 6 passes for 292 yards and Julian Allen caught 3 passes for 101 yards at Rice, 10/1/16

Two Receivers with Two Receiving Touchdowns: Ito Smith and Mike Thomas both had two touchdowns at Rice, 11/14/15

Caught Three Touchdown Passes: Allenzae Staggers had three touchdowns vs. Rice, 10/1/16

Returned a Punt for a Touchdown: Allenzae Staggers returned a punt 75 yards vs. Savannah State, 9/10/16

Returned a Kickoff for a Touchdown: Jalen Richard returned a kickoff 95 yards at Charlotte, 10/24/15

Returned a Blocked Punt for a Touchdown: 0 yards by Tray Becton-Martin vs. Nevada, 12/24/11

Returned a Blocked Field Goal for a Touchdown: Cornell Armstrong returned a blocked field goal 78 yards at UTEP, 11/1/14

Returned an Interception for a Touchdown: Curtis Mikell (100 yards) at UTEP, 9/24/16

Two Interceptions in a Game: Curtis Mikell with two interceptions at UTEP, 9/24/16

Returned a fumble for a Touchdown: Marquese Wheaton returned a fumble 75 yards vs. Rice, 10/1/11

Scored a Defensive Extra Point: 85 yards by Rod Davis at Alabama, 11/29/01

Southern Miss Miscellaneous

Scored Four or More Touchdowns: Jalen Richard rushed for four touchdowns vs. ODU, 11/21/15

Punt of More Than 50 Yards: Tyler Sarrazin had a punt of 61 yards vs. Louisiana Tech, 11/25/16

Kicked a 50 or More Yard Field Goal: Corey Acosta kicked a 52-yard field goal vs. Rice, 9/27/14

Had a Safety: Team registered vs. FIU, 10/5/13

Blocked a Field Goal: Dylan Bradley blocked Amoreto Curraj's 43-yard field goal vs. Marshall, 10/29/16

Blocked a Punt: Xavier Thigpen at Kentucky, 9/3/16

Blocked an Extra Point: Dasman McCullum vs. Appalachian State, 9/20/14

Southern Miss Team

Rushed for 300 or More Yards: 369 vs. Savannah State, 9/10/16

Rushed for 400 or More Yards: 463 vs. UAB, 11/1/08

Passed for 300 or More Yards: 346 vs. UL Lafayette, 12/17/16

Passed for 400 or More Yards: 404 vs. Charlotte, 11/5/16

Passed for 500 or More Yards: 591 vs. Rice, 10/1/16

Total Off. Surpassed 400 Yards: 481 vs. UL Lafayette, 12/17/16

Total Off. Surpassed 500 Yards: 557 at UTSA, 10/8/16

Total Off. Surpassed 600 Yards: 702 vs. Rice, 10/1/16

Scored 50 or More Points: 56 vs. Savannah State, 9/10/16

Shut out an Opponent: 56-0 vs. Savannah State, 9/10/06

Held an Opp Under 50 Yds Rushing: 8, vs. Louisiana Tech, 11/25/16

Held Opp Under 100 Yds Rushing: 8, vs. Louisiana Tech, 11/25/16

Held an Opp. Under 50 Yards Passing: 30 by Savannah State, 9/10/16

Held an Opp. Under 100 Yards Passing: 30 by Savannah State, 9/10/16

Held an Opp. Under 100 Yards of Total Offense: 41 by Savannah State, 9/10/16

Opponent Individual

Rushed for 100 or More Yards: 111 by Willy Ivery of North Texas, 11/19/16

Rushed for 200 or More Yards: 262 by Jordan Howard of UAB, 11/29/14

Rushed for 50 or More Yards for a Touchdown: 67 by Ray Lawry of ODU, 11/12/16

Scored on Pass play of 50 or More Yards: 55 by Turner Smiley of North Texas, 11/19/16

Five Rushing Touchdowns: 5 by Antowain Smith of Houston, 11/9/96

20 Pass Completions: 22 by Ryan Higgins of Louisiana Tech, 11/25/16

30 Pass Completions: 34 by Jake Browning of Washington, 12/26/15

Passed for 300 or More Yards: 323 by Drew Barker of Kentucky, 9/3/16

Passed for 400 or More Yards: 410 by Brandon Doughty of WKU, 12/5/15

Completed a Pass of 50 or More Yards for a Touchdown: 55 by Alec Morris of North Texas, 11/19/16

Completed a Pass of 75 or More Yards for a Touchdown: 80 by Danny Etling of LSU, 10/15/16

Caught 10 or More Passes: 10 by Trent Taylor of Louisiana Tech, 11/25/16

Caught Passes for 100 Yards or More: 119 yards by Trent Taylor of LA Tech, 11/25/16

Returned a Punt for a Touchdown: Eugene Wilson of Illinois returned a punt 70 yards, 9/7/02

Returned a Kickoff for a Touchdown: Brandon Holloway of Miss. State returned a kickoff 100 yards, 9/5/15

Recovered a Blocked Punt for a Touchdown: Ed Rolle of Charlotte returned a blocked punt 0 yards, 11/5/16

Returned a Blocked Field Goal for a Touchdown: Jay Hughes of Mississippi State returned a blocked field goal 68 yards, 8/30/14

Returned an Interception for a Touchdown: Trey Brown of UTEP returned a 51-yard pass for UTEP, 11/1/14

Two Interceptions: Nate Brooks of North Texas finished with 2 interceptions, 11/19/16

Three Interceptions: DeAngelo Smith of Cincinnati finished with three interceptions, 12/22/07

Returned a Fumble for a Touchdown: Xavier Woods of LA Tech returned a fumble 30 yards, 11/25/16

Had a Score by Safety: North Texas had a safety when Tyler Sarrazin stepped out of the end zone, 11/25/16

Returned two Fumbles for Touchdowns: Michael Kutzler returned a 17-yard fumble and Xavier Webb returned a 96-yard fumble for Rice, 10/1/11

Opponent Miscellaneous

Scored Five or More Touchdowns: 6 by Antowain Smith of Houston, 11/9/96

Kicked a Field Goal 50 Yards or More: 54 yards by Warren Harvey of East Carolina, 9/15/12

Three or More Field Goals: Cameron Van Winkle of Washington kicked three FGs, 12/26/15

Blocked a Field Goal: Marshall's Ryan Bee blocked a 21-yard Parker Shaunfield attempt, 10/9/15

Blocked a Punt: Charlotte's Juwan Foggie blocked a Tyler Sarrazin punt, 11/5/16

Blocked an Extra Point: LA Tech's Aaron Brown blocked Stephen Brauchle's extra point, 11/25/16

Scored a Defensive Extra Point: C.J. Wilson of East Carolina returned a blocked extra point try, 11/28/09

Had a 70-yard punt: Kaare Vedvik of Marshall had a 72-yard punt, 10/29/16

Opponent Team

Held USM To Less Than 100 Yards of Total Offense: 54 at Alabama, 9/12/92

Recorded a Shutout: Mississippi State, 49-0, 8/30/14

Rushed for 300 Yards or more: 303 yards by Charlotte, 11/5/16

Rushed for 400 Yards or more: 421 yards by Navy, 10/8/11

Held USM to Fewer Than 100 Yards Rushing: 84 by Louisiana Tech, 11/25/16

Passed for 400 or More Yards: 410 by WKU, 12/5/15

Gained Over 500 Yards of Total Off.: 532 by UTSA, 10/8/16

Passed for over 500 Yards: 559 yards by Houston, 10/31/09

Gained Over 600 Yards of Total Offense: 610 by Nebraska, 9/26/15

Scored 50 or More Points: 51 by ODU, 11/12/16



Individual Records

TOTAL OFFENSE:

Most Plays

Game: 71 by Austin Davis at Rice, 2008
Season: 609 by Austin Davis, 2008
Career: 1,987 by Austin Davis, 2008-11

Most Yards Gained

Game: 604 by Nick Mullens vs. Rice, 2016
Season: 4,384 by Nick Mullens, 2015
Career: 12,267 by Austin Davis, 2008-11

Most Touchdowns Responsible For

Game: 6 by Nick Mullens at UAB, 2013;
Austin Davis vs Houston, 2010; Austin Davis
vs. UAB, 2008; Dustin Almond vs. UCF, 2005
Season: 41 by Nick Mullens, 2015
Career: 109 by Austin Davis, 2008-11

RUSHING:

Most Yards Gained

Touchdown Run: 87 by Bo Dickinson
vs. Dayton, 1956; by Bubba Phillips
vs. Northwestern State, 1947

Non-Scoring Play: 82 by Lindy Stewart at
Louisiana-Lafayette, 1951

Game: 304 by Sam Dejarnette vs.
Florida State, 1982

Season: 1,586 by Damion Fletcher, 2007
Career: 5,302 by Damion Fletcher, 2006-09

Most Attempts

Game: 43 by Sam Dejarnette
vs. Florida State, 1982
Season: 311 by Sam Dejarnette, 1982
Career: 1,009 by Damion Fletcher, 2006-09

Highest Average Per Carry

Game (10 att.): 13.0 by Willie Coats
vs. Virginia Tech, 1958
Season (75 att.): 10.5 by Bubba Phillips, 1948
Career (200 att.): 8.23 by Hugh Laurin Pepper,
1952-53

Most Touchdowns

Game: 5 by Austin Davis vs. UAB, 2008
Season: 20 by Sammy Winder, 1980
Career: 44 by Damion Fletcher, 2006-09

Most 100-yard Games

Consecutive: 7 by Sam Dejarnette
from Oct. 9, 1982 – Sept. 3, 1983
Season: 9 by Damion Fletcher, 2007
Career: 25 by Damion Fletcher, 2006-09

PASSING:

Most Yards Gained

Play: 97 by Austin Davis to DeAndre Brown
vs. East Carolina, 2008
Game: 591 by Nick Mullens vs. Rice, 2016
Season: 4,476 by Nick Mullens, 2015
Career: 11,994 by Nick Mullens, 2013-16

Most Completions

Consecutive: 13 by Lee Roberts
at East Carolina, 1996
Game: 36 by Nick Mullens at
Middle Tennessee, 2014
Season: 331 by Nick Mullens, 2015
Career: 933 by Austin Davis, 2008-11

Most Attempts

Game: 61 by Austin Davis vs. UAB, 2008
Season: 521 by Nick Mullens, 2015
Career: 1,546 by Nick Mullens, 2013-16

Most Touchdowns

Game: 5 by Nick Mullens at Rice, 2015;
Nick Mullens at UAB, 2013;
Dustin Almond vs. UCF, 2005; by Lee Roberts
vs. Louisiana-Lafayette, 1998
Season: 38 by Nick Mullens, 2015
Career: 87 by Nick Mullens, 2013-16

Highest Completion Percentage

Game (10 att.): .913 (21-23) by Austin Davis
at Navy, 2011
Season (100 att.): .692 (108-156)
by Austin Davis, 2009
Career (400 att.): .611 (933-1527)
by Austin Davis, 2008-11

Passing Efficiency

Season (110 att.): 155.25 by Lee Roberts, 1996
Career (200 att.): 144.12 by Martevious Young,
2007-09

Lowest Interception Percentage

Season (100 att.): .0128 (2-156)
by Austin Davis, 2009
Career (200 att.): .0177 (27-1,527)
by Austin Davis, 2008-11

Most Interceptions Thrown

Game: 4 by 13 players; most recently
by Stephen Reaves vs. Rice, 2007
Season: 18 by Heath Graham, 1995
Career: 46 by Nick Mullens, 2013-16

RECEIVING:

Most Yards Gained

Game: 292 by Allenzae Staggers vs. Rice, 2016
Season: 1,391 by Mike Thomas, 2015
Career: 3,214 by Sherrod Gideon, 1996-99

Most Receptions

Game: 13 by Sherrod Gideon at Penn State, 1998
Season: 80 by Casey Martin, 2015
Career: 193 by Sherrod Gideon, 1996-99

Most Touchdown Receptions

Game: 4 by DeAndre Brown at Rice, 2008
Season: 14 by Mike Thomas, 2015
Career: 23 by Sherrod Gideon, 1996-99

PUNTING:

Most Yardage

Single Punt: 93 by Ray Guy at Ole Miss, 1972
Game: 524 by Dickie Dunaway at Ole Miss, 1966
Season: 3,344 by Mark Haulman, 2002
Career: 10,307 by Billy Knighten, 1984-87

Most Punts

Game: 13 by Dickie Dunaway at Ole Miss, 1966
Season: 82 by Mike Wright, 1977
Career: 253 by Billy Knighten, 1984-87

Highest Average

Game (5 att.): 54.86 by Ray Guy at Ole Miss, 1972
Season (30 att.): 46.2 by Ray Guy, 1972
Career (75 att.): 44.7 by Ray Guy, 1970-72

PUNT RETURNS:

Most Return Yardage

Single Return: 95 by Bobby Holmes
at Alabama, 1949
Game: 177 by Bobby Holmes at Alabama, 1949
Season: 556 by James Henry, 1987
Career: 1,280 by Andrew Mott, 1983-86

Most Returns

Game: 7 by seven players; most recently
by Andrew Mott at Alabama, 1985
Season: 44 by Andrew Mott, 1985
Career: 117 by Andrew Mott, 1983-86

Most Touchdown Returns

Game: 2 by James Henry vs. East Carolina, 1987;
by Bobby Holmes at Alabama, 1949
Season: 4 by James Henry, 1987
Career: 6 by James Henry, 1986-88

** James Henry had four punt returns for
touchdowns in three-consecutive games
(Jackson State, ULM and East Carolina). He
also had two punt returns for TDs in the 1988
Independence Bowl vs. UTEP (not counted
toward NCAA totals). **

Highest Average

Season (min. 1.2 att. per game): 15.0 (20-300)
by Arnold Thomas, 1969
Career (min. 1.2 att. per game): 15.4 (27-416)
by Kendrick Lee, 1995-96

KICKOFF RETURNS:

Most Return Yardage

Single Return: 103 by Bubba Phillips vs.
Southeastern Louisiana, 1948
Game: 211 by Tracy Lampley at Marshall, 2009
Season: 961 by Freddie Parham, 2009
Career: 2,321 by John Eubanks, 2002-05

Most Returns

Game: 8 by Tez Parks at UTSA, 2016;
Chuck Clancy at BYU, 1976



Individual Records

Season: 38 by Freddie Parham, 2009;
Tory Harrison, 2007
Career: 88 by John Eubanks, 2002-05

Most Touchdown Returns

Game: 1 by 14 players, most recently
by Jalen Richard at Charlotte, 2015
Season: 2 by Eric Booth, 1997; by Tony Smith,
1989; by Hugh Laurin Pepper, 1952;
by Bubba Phillips, 1948
Career: 2 by Tracy Lampley, 2010-13; John
Eubanks, 2002-05; by Eric Booth, 1994-97; by
Tony Smith, 1989-91; by Hugh Laurin Pepper,
1952-53; by Bubba Phillips, 1947-50

Highest Average

Season (min. 1.2 att. per game): 34.8 (22-764)
by Eric Booth, 1997
Career (min 1.2 att. per game): 32.4 (35-1135)
by Eric Booth, 1996-97

ALL-PURPOSE YARDAGE:

Most All-Purpose Yardage

Game: 335 by Sam DeJarnette vs. Florida State,
1982
Season: 1,982 by Sam DeJarnette, 1982
Career: 6,253 by Damion Fletcher, 2006-09

All-Purpose Attempts

Game: 45 by Derrick Nix at East Carolina, 1999
Season: 330 by Sam DeJarnette, 1982
Career: 1,120 by Damion Fletcher, 2006-09

All-Purpose Yards Per Play

Game (min. 16): 16.91 Todd Pinkston
at Nevada, 1998
Season (min. 75): 12.93 Bubba Phillips, 1948
Career (min. 175): 16.54 Sherrod Gideon, 1996-98

SCORING:

Most Points

Game: 30 by Austin Davis vs. UAB, 2008
Season: 133 by Danny Hrapmann, 2010
Career: 345 by Darren McCaleb, 2003-06

Most Touchdowns

Game: 5 by Austin Davis vs. UAB, 2008
Season: 20 by Sammy Winder, 1980
Career: 46 by Damion Fletcher, 2006-09

Most Extra Points Made

Game: 10 by Britt Barefoot vs. UAB, 2008; Ricky
Palmer vs. Cal State Fullerton, 1975
Season: 61 by Danny Hrapmann, 2011
Career: 138 by Darren McCaleb, 2003-06

Most Extra Point Attempts

Game: 11 by Webb Farrish
vs. Northwestern State, 1951
Season: 62 by Danny Hrapmann, 2011
Career: 144 by Darren McCaleb, 2003-06

Highest Percentage of Extra Points Made

Season (25 att.): 100.0 (55-55) by
Danny Hrapmann, 2010; 100.0 (42-42) by
Darren McCaleb, 2006; 100.0 (40-40) by
Parker Shaunfield, 2016; 100.0 (32-32) by
Brant Hanna, 2000; 100.0 (29-29) by
Curt Jones, 2002
Career (50 att.): 100.0 (69-69) by
Rex Banks, 1984-86

Consecutive Extra Points Made

Game: 10 by Britt Barefoot vs. UAB, 2008;
Ricky Palmer vs. Cal State Fullerton, 1975
Season: 55 by Danny Hrapmann, 2010
Career: 69 by Rex Banks, 1984-86

Most Points Kicking

Game: 19 by Danny Hrapmann vs.
East Carolina, 2010
Season: 133 by Danny Hrapmann, 2010
Career: 345 by Darren McCaleb, 2003-06

FIELD GOALS:

Most Made

Game: 5 by Danny Hrapmann vs. UCF, 2011;
by Danny Hrapmann vs. East Carolina, 2010
Season: 26 by Danny Hrapmann, 2010
Career: 69 by Darren McCaleb, 2003-06

Most Attempts

Game: 6 by Ray Guy at Utah State, 1972;
by John Laird at Chattanooga, 1963
Season: 31 by Danny Hrapmann, 2010
Career: 88 by Darren McCaleb, 2003-06

Highest Percentage Made

Season (15 att.): .842 by Darren McCaleb, 2004
Career (30 att.): .789 by Danny Hrapmann,
2009-10

Longest Distance

Game: 61 by Ray Guy vs. Utah State, 1972

DEFENSE:

Total Tackles

Game: 26 by T.J. Slaughter at Texas A&M, 1999
Season: 185 by Mike Dennerly, 1972
Career: 526 by Rod Davis, 2000-03

Unassisted Tackles

Game: 20 by Mike Dennerly vs. Memphis, 1972
Season: 122 by Rod Davis, 2002
Career: 360 by Rod Davis, 2000-03

Assisted Tackles

Game: 19 by William Kirksey vs. Louisiana-
Lafayette, 1989; by Thad McDowell vs.
Louisiana-Lafayette, 1989
Season: 77 by Korey Williams, 2009
Career: 217 by Clump Taylor, 1976-79

Quarterback Sacks

Game: 4 by Cedric Scott at Houston, 2000;
by Chris Jackson vs. Louisiana Tech, 1983
Season: 12.5 by Adalius Thomas, 1998
Career: 34.5 by Adalius Thomas, 1996-99

Tackles For Loss

Game: 7 by Roy Magee at Houston, 2000;
by T.J. Slaughter at Texas A&M, 1999
Season: 23.5 by Rod Davis, 2002
Career: 60.5 by Rod Davis, 2000-03

Most Forced Fumbles

Game: 2 by 10 players; most recently
by Jamie Collins vs. UAB, 2012
Season: 5 by Michael Boley, 2004;
by Rod Davis, 2003
Career: 14 by Cordarro Law, 2008-11

Most Fumbles Recovered

Game: 2 by five players; most recently
by Caleb Hendrix at East Carolina, 2005
Season: 9 by Melvin Ratcliff, 1992
Career: 10 by Melvin Ratcliff, 1992-95;
Brandon Sumrall, 2004-07

Longest Fumble Return

Touchdown Return: 75 by Marquese Wheaton
vs. Rice, 2011
Non-Touchdown Return: 62 by Antoine Cash
vs. East Carolina, 2004

Most Pass Breakups

Game: 5 by Greg Brooks vs. Louisiana-Lafayette,
2001; by Patrick Surtain vs. Nevada, 1997
Season: 19 by Kalan Reed, 2015
Career: 47 by Greg Brooks, 2000-03

INTERCEPTIONS:

Most Passes Intercepted

Game: 4 by Larry Ussery at Louisiana Tech, 1967
Season: 8 by Ray Guy, 1972; by Billy Devrow,
1965; by Bubba Phillips, 1949
Career: 25 by Bubba Phillips, 1947-50

Most Pass Interception Yards

Game: 141 by Larry Ussery
at Louisiana Tech, 1967
Season: 191 by Bubba Phillips, 1949
Career: 490 by Bubba Phillips, 1947-50

Most Touchdowns on Returns

Game: 2 by Larry Ussery at Louisiana Tech, 1967
Season: 3 by Leo Barnes, 2000;
by Perry Carter, 1992
Career: 4 by Leo Barnes, 1997-00;
by Perry Carter, 1990-93

Longest Return

Game: 100 by Kendrick Presley vs Memphis,
2011; Curtis Mikell at UTEP, 2016



Team Records

Single-Game Offense

Rushing

Most Carries: 78 vs. CS-Fullerton, 1975
Most Yards: 502 vs. Virginia Tech, 1958
Fewest Yards: -31 vs. Louisiana Tech, 2014
Most Touchdowns: 9 vs. UAB, 2008;
vs. Cal State-Fullerton, 1975

Passing

Most Attempts: 62 at Rice, 2008
Most Completions: 38 at
South Carolina, 2010
Most Interceptions: 6 vs.
East Carolina, 1994
Most Yards: 591 vs. Rice, 2016
Most Touchdowns: 7 at Rice, 2015
Fewest Attempts: 2 vs. UT-Arlington, 1981
Fewest Completions: 1 vs. eight opponents

Total Offense

Most Plays: 103 vs. East Carolina, 1968
Fewest Plays: 46 at Alabama, 1992
Most Yards Gained: 702 vs. Rice, 2016
Fewest Yards: 54 at Alabama, 1992
Most Touchdowns: 11 vs. NW State, 1951

Punting

Most Punts: 13 vs. Mississippi, 1966
Most Yards: 524 vs. Mississippi, 1966
Highest Average: 54.8 vs. Mississippi, 1972

Punt Returns

Most Returns: 9 vs. VMI, 1971
Most Yards Gained: 177 vs. Alabama, 1949
Most Touchdowns: 2 vs. East Carolina, 1987
and Alabama, 1949

Kickoff Returns

Most Returns: 10 vs. Marshall, 2012 and
San Diego State, 1968
Most Yards Gained: 244 vs. Virginia, 2009
Most Touchdowns: 1 vs. 15 opponents,
most recently at Charlotte, 2015

Scoring

Most Points: 76 vs. NW State, 1951
Least Points: 0; several times;
most recently vs. Mississippi State, 2014
Most Combined Points: 106, Southern Miss
50, Tulsa 56, 2010; Southern Miss 56,
Texas State 50, 2015
Greatest Margin of Victory: 76 (76-0)
vs. Northwestern State, 1951
Greatest Margin of Defeat: 87
by Spring Hill, 1916
Most Touchdowns: 11 vs. NW State, 1951
Most Points in a Half: 49 vs. Savannah State,
2016; at UAB, 2013; vs. UAB, 2008

Most Points in a Quarter: 35 at Rice, 2015
Most Extra Points Att.: 11 vs.
NW State, 1951
Most Extra Points Made: 10 vs. UAB, 2008;
vs. Cal State-Fullerton, 1975
Most Field Goals Made: 5 vs. ECU, 2010
and UCF, 2011
Highest Losing Score: 50 at Tulsa, 2010

First Downs

Most: 35 vs. East Carolina, 1968
Fewest: 3 at Alabama, 1982
Most 1st Downs-Rushing:
25 vs. CS-Fullerton, 1975
Most First Downs-Passing:
23 at Middle Tennessee, 2014
Most First Downs-Penalty: 7 vs. UAB, 2014

Third Down Conversions

Best Percentage: 80.0 (12/15) vs.
UL-Monroe, 1993
Worst Percentage: 7.1 (1/14) at Auburn,
2008; at Alabama, 1992

Fourth-Down Conversions

Best Percentage: 100 (4/4) vs. Charlotte,
2016; at Rice, 2015; (3/3) vs. Marshall,
2008; vs. Houston, 1997; (2/2) 11 times;
(1/1) many times

Fumbles

Most: 8 vs. four opponents, most recently
vs. Northwestern (La.) State, 1987
Most Lost: 5 vs. four opponents, most
recently vs. Brigham Young, 1976
Most Recovered: 6 vs. Troy State, 1977

Penalties

Most: 15 vs. six opponents,
most recently at Texas State, 2015
Most Yards Penalized: 175 vs. Memphis,
1955; Trinity, 1959
Most Two Teams: 26 vs. Nevada, 1997
Most Yards/Two Teams:
265 vs. Louisiana-Lafayette, 1996

Single-Game Defense

Interceptions

Most: 7 vs. Louisiana Tech, 1967

Fumbles

Most Caused: 8 vs. four opponents, most
recently vs. NW State, 1987
Most Recovered: 5 vs. five opponents,
most recently vs. Troy State, 1977

Turnovers

Most Forced: 8 vs. Troy State, 1977

Tackles For Loss

Most: 20 vs. Northwestern (La.) State, 1999

Quarterback Sacks

Most: 11 at Houston, 2000

Pass Deflections

Most: 14 vs. Tulane, 1984

First Downs

Fewest Allowed: 0 vs. East Carolina, 1968
Most Allowed: 39 at Houston, 2009
Fewest Rushing Allowed: 0 vs. ECU, 1968
Fewest Passing Allowed: 0 vs. ECU, 1968

Third Down Conversion

Lowest Percentage: 7.1 (1/14) by UNT, 1981
Highest Percentage: 80.0 (12/15)
by Nebraska, 2012

Fourth Down Conversion

Highest Percentage: (3/3) Four times, last
by UCF, 2012; (2/2) Nine times; (1/1)
many times

Total Defense

Fewest Plays: 23 vs. Southeastern La, 1948
Fewest Yards: 5 vs. Elon, 1955

Rushing Defense

Fewest Rushes: 10 vs. three opponents
Fewest Yards: -57 vs. Louisiana Tech, 1965

Pass Defense

Fewest Passes Attempted: 3
vs. Alabama, 1981
Fewest Passes Completed: 1 vs. three opps.,
most recently vs. Utah State, 1974
Lowest Percentage Completed: .10
vs. Utah State, 1974
Fewest Yards: -5 vs. Arkansas State, 1980
Most Yards on Interceptions: 266
vs. La Tech, 1967



Team Records

Season Offense

Rushing

Most Yards: 3,651 in 1952
Most Attempts: 662 in 1975
Fewest Yards: 875 in 2013
Most Yards per Rush: 7.37 in 1952
Most Yards per Game: 331.9 in 1952
Fewest Yards per Game: 72.9 in 2013
Most Touchdowns: 39 in 1952

Passing

Most Attempts: 531 in 2015
Most Completions: 338 in 2015
Most Yards: 4,616 in 2015
Fewest Yards: 916 in 1976
Most Yards per Game: 329.7 in 2015
Highest Completion Pct.: .637 in 2015
Lowest Completion Pct.: .346 in 1965
Most Touchdowns: 40 in 2015
Most Interceptions: 28 in 1969
Least Interceptions: 4 in 1980, 1981

Total Offense

Total Plays: 1,042 in 2011
Most Yards: 7,133 in 2015
Fewest Yards: 2,879 in 1978
Most Yards per Game: 509.5 in 2015
High. Avg. per Play: 6.9 in 2015
Most Touchdowns: 71 in 2015

Punting

Most Punts: 84 in 2003
Fewest Punts: 36 in 1961
Highest Average per Punt: 45.77 in 1972

Punt Returns

Most Returns: 57 in 1966
Fewest Returns: 6 in 2012
Most Yards: 640 in 1987
Most Touchdowns: 4 in 1987

Kickoff Returns

Most Returns: 64 in 2009
Fewest Returns: 18 in 1955, 1963
Most Yards: 1,586 in 2009
Most TDs: 2 in 1948, 1952, 1989, 2009

Scoring

Most Points: 559 in 2015
Fewest Points: 127 in 1965
Most Points per Game: 39.9 in 2015
Most Touchdowns: 75 in 2015
Fewest Touchdowns: 19 in 1984
Most Extra Points Made: 70 in 2015
Most Field Goals Made: 26 in 2010
Most Field Goals Att.: 34 in 2011
Extra Pts (Run/Pass) Made: 11 in 1962
Most Extra Point Kicks Made: 70 in 2015

First Downs

Most: 328 in 2011
Least: 154 in 1978
Most Rushing: 167 in 1952
Most Passing: 188 in 2015
Most by Penalty: 32 in 2015

Fumbles

Most: 49 in 1974
Most Lost: 25 in 1972
Fewest: 13 in 1998
Fewest Lost: 5 in 1996

Season Defense

Rushing Defense

Fewest Yards: 541 in 1967
Fewest Yds per Game: 60.0 in 1966
Lowest Avg/ per Play: 1.55 in 1967
Fewest Touchdowns: 2 in 1957

Passing Defense

Fewest Yards: 439 in 1955
Fewest Yards per Game: 43.9 in 1955
Lowest Completion Pct.: .354 in 1965
Fewest Touchdowns: 1 in 1963
Most Interceptions: 24 in 1994
Most Yards on INTs: 519 in 2011
Most Touchdowns on INTs: 8 in 2011

Total Defense

Fewest Yards: 1,181 in 1963
Fewest Yards per Game: 122.0 in 1955
Lowest Average per Play: 2.30 in 1955
Fewest TDs: 7 in 1955 and 1965

Scoring

Fewest Points (9 games): 55 in 1958
Fewest Points (10 games): 49 in 1955
Fewest Points (11 games): 62 in 1967
Most Shutouts: 7 in 1957

Tackles for Loss

Most: 116 in 2000
Fewest: (10) four times;
most recent in 1984

Pass Deflections

Most: 81 in 2000
Fewest: 26 in 2013

Quarterback Sacks

Most: 52 in 1998
Fewest: 13 in 1984, 2013

Fumbles

Most Caused: 47 in 1974 and 1977
Most Recovered: 27 in 1977

Blocked Kicks

Blocked Kicks: 7 in 1999, 1995
Blocked Punts: 4 in 2002

First Downs

Fewest Allowed: 75 in 1963
Fewest Rushing Allowed: 44 in 1965
Fewest Passing Allowed: 23
in 1955 and 1963
Fewest by Penalty Allowed: 5 in 1949

Team Streaks

Victories: 15 from 1952-1953
Defeats: 23 in 2012-13
Home Victories: 15
from 1952-1953
Shutouts: 4 in 1957 and 1963
Shutouts by Opponents: 2 in 1951
Winning Seasons: 18
from 1994-2011
Losing Seasons: 7 from 1925-1931
Games for Scoring: 128
from 2004 to 2013
Games Scored Against: 90 from 2009 to 2016



Top Rushing Leaders

C/Yds	Name	Opponent	Date
43/304	Sam DeJarnette	Florida State	9/25/82
34/260	Damion Fletcher	UTEP	10/4/08
28/238	Vic Purvis	Memphis	9/25/65
27/230	Jalen Richard	Texas State	9/18/15
21/222	Damion Fletcher	Louisiana-Lafayette	8/30/08
37/219	Derrick Nix	Nevada	11/21/98
34/211	Damion Fletcher	UTEP	11/17/07
30/206	Ben Garry	Louisiana Tech	11/13/76
26/205	Kendrick Hardy	Houston	11/20/10
19/203	Vic Purvis	Richmond	10/2/65
27/201	Derrick Nix	Illinois	9/7/02
21/196	Derrick Nix	Memphis	9/14/02
18/190	Tony Smith	Tulane	9/19/91
190	Tony Rouchon	Tampa	10/4/52
29/188	Harold Shaw	Memphis	11/22/97
27/188	Shelton Gandy	East Carolina	9/24/88
30/186	Chris Buckhalter	Tulane	9/3/94
6/186	Reggie Collier	Texas-Arlington	10/3/81
32/184	Derrick Nix	Memphis	11/14/98
16/184	Reggie Collier	Lamar	11/28/81
181	Bucky McElroy	Alabama	11/10/51
34/180	Shelton Gandy	Memphis	10/24/87
31/179	Sam DeJarnette	Louisiana-Lafayette	10/30/82
28/177	Damion Fletcher	NC State	9/16/06
40/176	Sam DeJarnette	Tulane	10/16/82
28/176	Ben Garry	Memphis	11/20/76
29/175	Sammy Winder	Memphis	10/17/81
36/173	Ito Smith	Kentucky	9/3/16
23/172	Kendrick Hardy	Rice	10/1/11
28/172	Derrick Nix	Louisville	10/10/98
42/171	Derrick Nix	East Carolina	10/9/99
14/171	Shelton Gandy	Louisville	10/3/87
34/171	Sam DeJarnette	Louisiana-Monroe	9/4/82
22/169	Ito Smith	Louisiana Tech	11/28/15
27/169	Michael Welch	East Carolina	10/29/92
24/167	Derrick Nix	Tulane	9/6/99
29/167	Ricky Bradley	Mississippi State	10/15/88
36/167	Shelton Gandy	Tulane	9/19/87
29/167	Sammy Winder	Lamar	11/1/80
165	Bobby Posey	Northwestern (La.) State	11/1/52
164	Bucky McElroy	Memphis	9/27/52
27/163	Damion Fletcher	UAB	11/18/06
28/163	Derrick Nix	Army	10/17/98
162	Bucky McElroy	Louisiana-Lafayette	10/11/52
22/161	Jalen Richard	Old Dominion	11/21/15
37/161	Cody Hull	Arkansas State	12/20/05
158	Hugh Laurin Pepper	Tampa	10/3/53
18/155	Kendrick Hardy	Southeastern Louisiana	9/17/11
19/156	Damion Fletcher	Tennessee-Martin	9/1/07
29/156	Ben Garry	Weber State	9/13/75
29/155	Damion Fletcher	Cincinnati	12/22/07
18/155	Vic Purvis	Richmond	10/3/64
23/153	Vincent Alexander	Louisiana-Lafayette	10/29/83
30/152	Damion Fletcher	Marshall	10/21/07
152	Sam DeJarnette	Alabama	11/13/82
25/151	Damion Fletcher	Marshall	11/25/06
20/151	Larry Moulton	Idaho	10/3/69
18/150	Sam DeJarnette	Richmond	9/3/83
150	Reggie Collier	Florida State	11/14/81
150	Hugh Laurin Pepper	Tampa	10/4/52
24/149	Vincent Alexander	Louisiana-Monroe	9/6/86
17/147	Kendrick Hardy	UAB	10/30/10
26/146	Sammy Winder	Tulane	9/19/81
19/146	Bo Dickinson	Alabama	11/24/56
18/144	Tony Smith	Colorado State	8/21/91
17/144	John Sklopan	Trinity	11/25/61
20/143	Dawayne Woods	Tulane	10/14/00
19/143	Ben Garry	Virginia Tech	9/18/76
21/143	Doyle Orange	Mississippi State	10/14/72
11/143	Willie Gene Coats	Virginia Tech	11/15/58
23/142	Damion Fletcher	Rice	10/3/07
27/142	Harold Shaw	Cincinnati	11/1/97
19/142	Harmon Brannon	Louisiana-Lafayette	11/2/63
27/141	Ito Smith	Marshall	11/8/14
13/141	Howard McGee	Tulane	9/3/94
24/141	Vincent Alexander	Mississippi State	9/20/86
26/140	Ito Smith	Marshall	10/29/16
14/140	Robert Ducksworth	Louisiana Tech	9/7/85
26/140	Sammy Winder	North Texas State	10/31/81
22/140	Ben Garry	Texas-Arlington	11/5/77
32/139	Derrick Nix	East Carolina	11/30/02
32/139	Derrick Nix	Memphis	11/6/99
26/138	Ito Smith	Louisiana-Lafayette	12/17/16
26/138	Michael Welch	Tulsa	10/3/92
18/138	Sammy Winder	Arkansas State	10/18/80
12/138	Tory Harrison	Memphis	11/5/06
20/137	Tory Harrison	UAB	11/1/08
137	Hugh Laurin Pepper	Tennessee-Chattanooga	10/25/52
26/136	Damion Fletcher	Houston	10/31/09
26/136	Damion Fletcher	Tulane	11/11/06
33/136	Sam DeJarnette	Louisiana Tech	11/20/82
25/136	Sammy Winder	East Carolina	9/27/80
136	Hugh Laurin Pepper	Memphis	9/27/52
10/135	Ito Smith	Austin Peay	9/12/15
24/135	Sam DeJarnette	Memphis	10/15/83
135	Hugh Laurin Pepper	Louisiana Tech	11/15/52
16/134	Jamal Woodyard	UTEP	10/29/11
19/134	Damion Fletcher	UCF	10/28/07
27/133	Damion Fletcher	Arkansas State	11/24/07
22/132	Barry Boyd	Tulane	11/6/93
14/132	Vic Purvis	Arkansas State	10/26/63
20/131	Ito Smith	Troy	9/17/16
21/131	Barry Boyd	Louisiana-Monroe	9/18/93
26/131	Ben Garry	Mississippi State	10/23/76
16/130	Anthony Harris	Louisiana-Lafayette	11/1/03
15/130	Randolph Brown	Louisville	10/12/85
130	Doyle Orange	Memphis	12/2/72
130	Bo Dickinson	Dayton	10/6/56
28/129	Larry Thomas	UAB	10/21/05
32/129	Derrick Nix	Houston	11/7/98
14/129	Tommy Boutwell	Louisiana Tech	11/23/67
129	Bubba Phillips	Stephen F. Austin	11/1/47
8/128	Ito Smith	Savannah State	9/10/17
19/128	Ricky Floyd	North Texas State	10/6/79
24/127	Ito Smith	Louisiana Tech	11/25/16
20/127	Jalen Richard	UTEP	10/31/15
29/127	Harold Shaw	Illinois	9/6/97
19/127	Eric Booth	Utah State	9/14/96
23/127	Ben Garry	Texas-Arlington	11/27/76
19/127	Ben Garry	Cincinnati	10/2/76
16/127	Billy Coleman	Tennessee-Chattanooga	10/6/62



Top Rushing Leaders

127	Bubba Phillips	Oklahoma City	10/23/48	11/115	Dooney Lippincott	Louisiana Tech	11/14/64
19/126	Damion Fletcher	Alcorn State	9/5/09	115	Hugh Laurin Pepper	Louisiana-Lafayette	10/11/52
21/126	Derrick Nix	USF	10/12/02	115	Bubba Phillips	Stephen F. Austin	9/30/48
19/126	Dawayne Woods	Penn State	11/3/01	13/114	Jalen Richard	Charlotte	10/24/15
17/126	Ben Garry	Troy State	9/3/77	21/114	V.J. Floyd	UAB	11/1/08
24/126	Ben Garry	Arkansas State	11/19/77	25/114	Dawayne Woods	Cincinnati	11/18/00
15/125	Ito Smith	Old Dominion	11/21/15	114	Bubba Phillips	Northwestern (La.) State	11/7/47
25/125	Tony Smith	Tulsa	9/2/91	19/113	Ito Smith	North Texas	11/19/16
26/125	Vincent Alexander	Louisiana Tech	9/7/85	21/113	Shelton Gandy	Mississippi State	10/17/87
28/125	Shelton Gandy	Colorado State	11/9/85	113	Doyle Orange	Utah State	11/18/72
25/125	Milo McCarthy	VMI	11/5/66	13/113	Ollie Yates	Memphis	10/19/57
11/125	Sammy Broyles	West Texas State	10/25/58	19/112	Milo McCarthy	Richmond	10/29/66
125	Bucky McElroy	Stetson	11/27/52	17/111	Austin Davis	Houston	11/20/10
125	Bucky McElroy	Southeastern Louisiana	10/20/51	27/111	Damion Fletcher	East Carolina	9/15/07
20/124	Tony Smith	Louisiana-Lafayette	11/3/90	33/111	Anthony Harris	Tulane	11/15/03
124	Larry Moulton	Louisiana-Lafayette	9/12/70	23/111	Barry Boyd	Tulsa	11/20/93
22/124	Milo McCarthy	Southeastern Louisiana	9/24/66	15/111	Vincent Alexander	Mississippi	10/20/84
123	Doyle Orange	West Texas State	11/17/73	13/111	Ben Garry	California St.-Fullerton	11/22/75
19/123	Harmon Brannon	The Citadel	11/23/63	111	Hugh Laurin Pepper	Tennessee-Chattanooga	11/26/53
10/122	Howard McGee	Louisiana-Lafayette	10/15/94	20/110	Bubba Kirksey	Louisiana-Lafayette	8/30/08
23/121	Damion Fletcher	East Carolina	11/15/08	24/110	Damion Fletcher	Tulsa	10/3/06
8/121	Austin Davis	Memphis	10/25/08	29/110	Shelton Gandy	Louisville	10/1/88
27/121	Anthony Harris	Memphis	9/14/02	21/110	Reggie Collier	Mississippi	10/4/80
30/121	Vincent Alexander	Louisville	10/12/85	17/110	Ben Garry	Auburn	9/17/77
17/120	Damion Fletcher	Rice	10/18/08	110	Terrence Wells	Utah State	11/22/73
22/120	Sammy Winder	Louisville	11/3/79	5/110	Buddy Supple	Tennessee-Chattanooga	11/27/58
21/120	Tommy Boutwell	Southeastern Louisiana	9/21/68	110	Bubba Phillips	Northwestern (La.) State	10/29/49
120	Fred Smallwood	Tennessee-Chattanooga	10/30/54	23/109	Damion Fletcher	UCF	9/26/06
120	Bubba Phillips	Southeastern Louisiana	11/18/48	13/109	Chris Buckhalter	Indiana	9/23/95
28/119	Anthony Harris	East Carolina	11/29/03	13/109	Robert Duckworth	Louisiana Tech	9/15/84
13/119	Eric Booth	Houston	11/15/97	18/109	Ben Garry	Alabama	10/9/76
27/119	Ricky Bradley	East Carolina	11/14/87	5/109	John Sklopan	Richmond	9/22/62
18/119	Vincent Alexander	Mississippi State	9/21/85	16/108	Ito Smith	UTEP	9/24/16
119	Larry Moulton	Richmond	10/3/70	19/108	Damion Fletcher	SMU	10/13/07
32/118	Ito Smith	Alcorn State	9/6/14	18/108	Eric Booth	Northern Illinois	8/31/95
19/118	Jeremy Hester	Navy	10/8/11	31/108	Sam Dejarnette	Mississippi State	10/9/82
25/118	Larry Thomas	Marshall	11/8/05	18/108	Don Fuell	Louisiana Tech	11/12/60
21/118	Anthony Harris	Tulane	9/25/04	108	Fred Smallwood	Southeastern Louisiana	10/16/54
18/118	Ben Garry	Hawaii	10/15/77	14/107	Dawayne Woods	Louisville	10/10/98
28/117	Tony Smith	East Carolina	10/9/91	16/107	Reggie Collier	Memphis	10/2/82
21/117	Vincent Alexander	Mississippi State	9/21/85	107	Bubba Phillips	McMurray	10/7/50
22/117	Sammy Winder	Lamar	11/28/81	20/106	Kendrick Hardy	UAB	11/30/13
16/117	David Hosemann	Tampa	11/23/74	23/106	Dawayne Woods	East Carolina	11/23/01
117	Hugh Laurin Pepper	Stetson	11/27/52	23/106	Harold Shaw	East Carolina	10/11/97
14/116	George Payne	Savannah State	9/10/16	24/106	Tony Smith	Pittsburgh	8/7/91
15/116	Desmond Johnson	Boise State	10/6/12	20/106	Sam Dejarnette	Mississippi	10/1/83
12/116	Jamal Woodyard	SMU	10/22/11	12/106	Reggie Collier	Louisiana-Monroe	9/4/82
17/116	Damion Fletcher	Southeastern Louisiana	9/9/06	10/106	Buddy Supple	North Carolina State	11/8/58
27/116	Derrick Nix	East Carolina	10/24/98	106	Jimmy Mason	Southeastern Louisiana	10/17/53
22/116	Eric Booth	East Carolina	10/10/96	15/105	Ito Smith	WKU	12/5/15
28/116	Chris Buckhalter	Cincinnati	10/9/95	17/105	Ricky Bradley	Stephen F. Austin	9/3/88
23/116	Ben Garry	Bowling Green	9/20/75	11/105	Reggie Collier	Louisville	10/23/82
23/116	Harmon Brannon	Memphis	10/10/64	10/105	Ricky Floyd	Lamar	11/28/81
25/115	Jalen Richard	UTSA	10/17/15	18/105	Larry Moulton	West Texas State	11/29/69
26/115	Damion Fletcher	Virginia	9/19/09	13/105	Bo Dickinson	Southeastern Louisiana	10/12/57
22/115	Larry Thomas	McNeese State	9/17/05	9/104	Ito Smith	UTEP	10/31/15
19/115	Chris Buckhalter	Tulsa	10/29/94	14/104	Anthony Harris	North Texas	12/14/04
15/115	Shelton Gandy	Mississippi State	9/20/86	8/104	Shelton Gandy	Tulane	11/23/85
20/115	Sam Dejarnette	Louisville	10/23/82	11/104	Reggie Collier	Mississippi	9/11/82
23/115	Ben Garry	Mississippi	9/24/77	17/104	Carlos Montgomery	Brigham Young	11/29/75
15/115	Chuck Clancy	California St.-Fullerton	11/22/75	104	Bucky McElroy	Tennessee-Chattanooga	11/26/53



Top Rushing Leaders

11/103	Desmond Johnson	Memphis	11/26/11	3/101	Tory Harrison	Virginia	9/19/09
21/103	Damion Fletcher	UCF	9/12/09	24/101	Eric Booth	Memphis	10/19/96
26/103	Harold Shaw	Louisville	10/4/97	24/101	Reginald Warnsley	Mississippi State	10/09/89
20/103	Curtis Dickey	Florida State	11/6/76	15/101	Ricky Bradley	Louisiana-Lafayette	10/22/88
5/103	Glen Bynum	Louisiana Tech	9/17/66	21/101	Ben Garry	Florida State	11/6/76
13/103	Vic Purvis	Louisiana-Lafayette	9/24/64	34/101	Tony Rouchon	Stetson	11/27/52
12/103	J.C. Arban	Southeastern Louisiana	10/13/56	16/100	George Payne	Kentucky	9/3/16
10/102	Desmond Johnson	Louisville	12/21/10	14/100	Damion Fletcher	Memphis	10/25/08
16/102	Anthony Harris	USF	10/25/03	27/100	James Walley	UAB	11/9/02
14/102	Roland Johnson	Louisville	9/29/90	18/100	Derrick Nix	Northwestern (La.) State	9/11/99
14/102	Sammy Winder	Florida State	11/14/81	18/100	Tiko Beal	Mississippi	9/30/78
14/101	Ito Smith	UTSA	10/17/15	24/100	Johnny Johnson	Memphis	10/28/67
11/101	Kendrick Hardy	Memphis	10/16/10	100	Bucky McElroy	Tampa	10/4/52

Career 100-yard Games

25	Damion Fletcher	6	Tony Smith, Kendrick Hardy	2	Tommy Boutwell, Austin Davis, Robert Duckworth, George Payne, Howard McGee, Tony Rouchon, John Sklopan, Fred Smallwood, Buddy Supple, Michael Welch and Jamal Woodyard	Don Fuell, Jeremy Hester, David Hoseman, Cody Hull, Johnny Johnson, Roland Johnson, Bubba Kirksey, Dooney Lippincott, Jim Mason, Carlos Montgomery, Bob Posey, James Walley, Reginald Warnsley, Terrance Wells and Ollie Yates
17	Ben Garry	5	Eric Booth, Bucky McElroy, Doyle Orange, Vic Purvis, Jalen Richard, Harold Shaw and Dawayne Woods	1	J.C. Arban, Tiko Beal, Randolph Brown, Sammy Broyles, Glen Bynum, Charles Clancey, Billy Coleman, Willie Coats, Curtis Dickie, V.J. Floyd,	
16	Ito Smith	4	Ricky Bradley, Chris Buckhalter and Larry Moulton			
14	Derrick Nix	3	Barry Boyd, Harmon Brannan, Bo Dickinson, Tory Harrison, Desmond Johnson, Milo McCarthy and Larry Thomas			
11	Sam Dejarrette					
9	Sammy Winder and Shelton Gandy					
8	Vincent Alexander and Hugh Laurin Pepper					
7	Reggie Collier, Anthony Harris and Bubba Phillips					

Double 100-yard Games

Savannah State/Sept. 10, 2016

Ito Smith.....	8/128
George Payne.....	14/116

Kentucky/Sept. 3, 2016

Ito Smith.....	36/173
George Payne.....	16/100

Old Dominion/Nov. 21, 2015

Jalen Richard.....	22/161
Ito Smith.....	15/125

UTEP/Oct. 31, 2015

Jalen Richard.....	20/127
Ito Smith.....	9/104

UTSA/Oct. 17, 2015

Jalen Richard.....	25/115
Ito Smith.....	14/101

Houston/Nov. 20, 2010

Kendrick Hardy.....	26/205
Austin Davis.....	17/111

Virginia/ Sept. 19, 2009

Damion Fletcher.....	26/115
Tory Harrison.....	3/101

UAB/ Nov. 1, 2008

Tory Harrison.....	20/137
V.J. Floyd.....	21/114

Memphis/ Oct. 25, 2008

Austin Davis.....	8/121
Damion Fletcher.....	14/100

Louisiana-Lafayette/ Aug. 30, 2008

Damion Fletcher.....	21/222
Bubba Kirksey.....	20/110

Memphis/ Sept. 14, 2002

Derrick Nix.....	21/196
Anthony Harris.....	27/121

Louisville/ Oct. 10, 1998

Derrick Nix.....	28/172
Dawayne Woods.....	14/107

Tulane/ Sept. 3, 1994

Howard McGee.....	13/141
Chris Buckhalter.....	30/186

Mississippi State/ Sept. 20, 1986

Vincent Alexander.....	24/141
Shelton Gandy.....	21/115

Louisville/ Oct. 12, 1985

Randolph Brown.....	15/130
Vincent Alexander.....	30/121

Louisiana Tech/ Sept. 7, 1985

Vincent Alexander.....	26/125
Robert Duckworth.....	13/109

Louisville/ Oct. 23, 1982

Sam Dejarrette.....	20/115
Reggie Collier.....	11/105

Louisiana-Monroe/ Sept. 4, 1982

Sam Dejarrette.....	34/171
Reggie Collier.....	12/106

Florida State/ Nov. 14, 1981

Reggie Collier.....	150
---------------------	-----

Sammy Winder.....	102
-------------------	-----

Florida State/ Nov. 6, 1976

Curtis Dickey.....	20/103
Ben Garry.....	34/101

Cal St.-Fullerton/ Nov. 22, 1975

Chuck Clancy.....	15/115
Ben Garry.....	13/111

Tennessee-Chattanooga/ Nov. 26, 1953

Hugh Laurin Pepper.....	111
Bucky McElroy.....	104

Louisiana-Lafayette/ Oct. 11, 1952

Bucky McElroy.....	162
Hugh Laurin Pepper.....	137

Memphis/ Sept. 27, 1952

Bucky McElroy.....	164
Hugh Laurin Pepper.....	136

Triple 100-yard Games

Lamar/ Nov. 28, 1981

Reggie Collier.....	16/184
Sammy Winder.....	22/117
Ricky Floyd.....	10/105

Stetson/ Nov. 27, 1952

Bucky McElroy.....	125
Hugh Laurin Pepper.....	117
Tony Rouchon.....	101

Tampa/ Oct. 4, 1952

Tony Rouchon.....	190
Hugh Laurin Pepper.....	150
Bucky McElroy.....	100



Top Passing Games

Over 200-yard Passing Games

C/A/Yds	Name	Opponent	Date
25/36/591	Nick Mullens	Rice	10/1/16
32/61/461	Austin Davis	Rice	10/18/08
26/41/447	Nick Mullens	Nebraska	9/26/15
36/54/426	Nick Mullens	Middle Tennessee	10/4/14
23/31/400	Jeff Kelly	Tulane	11/17/01
22/36/398	Lee Roberts	Houston	11/9/96
30/48/388	Austin Davis	UAB	10/30/10
24/37/386	Nick Mullens	Louisiana Tech	11/28/15
23/31/386	Nick Mullens	Rice	11/14/15
28/53/377	Allan Bridgford	Texas State	8/31/13
16/22/374	Arsenio Favor	UTEP	11/17/12
28/41/371	Austin Davis	Tulsa	11/26/10
24/47/370	Nick Mullens	UTSA	10/8/16
24/39/370	Nick Mullens	UAB	11/30/13
26/48/364	Austin Davis	UCF	11/12/11
25/40/346	Nick Mullens	Louisiana-Lafayette	12/17/16
26/46/346	Lee Roberts	Nevada	9/20/97
24/41/345	Brett Favre	Memphis	10/28/89
22/37/344	Lee Roberts	Nevada	11/21/98
23/31/343	Nick Mullens	UTSA	10/17/15
29/33/342	Nick Mullens	Louisiana Tech	11/25/16
19/28/340	Lee Roberts	Louisiana-Lafayette	9/26/98
28/45/338	Cole Weeks	Louisiana Tech	10/25/14
20/34/334	Martevious Young	Houston	10/31/09
19/27/333	Nick Mullens	Texas State	9/19/15
25/38/331	Nick Mullens	Washington	12/26/15
28/42/331	Austin Davis	Kansas	9/26/09
27/36/325	Nick Mullens	North Texas	10/3/15
23/34/324	Dustin Almond	East Carolina	10/1/05
24/48/323	Nick Mullens	Marshall	11/2/13
29/58/314	Nick Mullens	Marshall	10/9/15
27/41/313	Austin Davis	Virginia	9/24/11
30/44/311	Nick Mullens	Mississippi State	9/5/15
23/30/310	Stephen Reaves	Marshall	10/21/07
20/46/309	Cole Weeks	UTEP	11/1/14
25/49/309	Austin Davis	Marshall	9/10/11
27/49/308	Austin Davis	Marshall	9/20/08
27/41/305	Nick Mullens	North Texas	10/18/14
17/37/304	Dustin Almond	California	12/4/04
21/42/303	Brett Favre	Texas A&M	9/30/89
21/37/302	Nick Mullens	Old Dominion	11/21/15
20/32/301	Brett Favre	East Carolina	9/24/88
22/40/300	Nick Mullens	Marshall	10/29/16
18/32/300	Jeff Kelly	Louisville	11/4/00
18/41/300	Brett Favre	Alabama	11/18/89
25/51/298	Nick Mullens	Louisiana Tech	11/9/13
23/30/298	Brett Favre	Louisiana-Lafayette	10/22/88
23/45/295	Dustin Almond	Houston	11/13/05
21/39/295	Brett Favre	Louisiana-Lafayette	11/28/87
24/31/293	Austin Davis	Houston	11/20/10
13/16/291	Jeff Bower	Texas-Arlington	10/20/73
27/47/289	Nick Mullens	Middle Tennessee	11/23/13
27/38/289	Lee Roberts	Penn State	9/25/98
18/31/288	Heath Graham	Louisiana State	11/12/94
35/26/286	Brett Favre	East Carolina	11/25/89
21/33/284	Austin Davis	Rice	10/11/11
24/45/283	Nick Mullens	Rice	9/27/2014
21/23/283	Austin Davis	Navy	10/8/11
21/39/283	Dustin Almond	Memphis	11/19/05
21/39/282	Brett Favre	Florida State	9/2/89
17/34/281	Lee Roberts	Alabama	10/31/98
17/33/279	Austin Davis	Houston	12/3/11
23/33/277	Nick Mullens	UTEP	10/31/15
14/26/277	Austin Davis	Memphis	11/26/11

23/37/277	Dustin Almond	UCF	10/15/05
22/35/277	Jeff Kelly	Oklahoma State	9/1/01
23/38/277	Rick Donegan	Trinity	11/28/70
12/21/276	Martevious Young	Tulsa	11/21/09
20/34/276	Austin Davis	Troy	12/21/08
18/30/276	Dustin Almond	Tulane	11/26/05
20/32/276	Jeff Kelly	Houston	10/27/01
23/41/276	Heath Graham	Louisville	10/7/95
22/40/275	Nick Mullens	Austin Peay	9/12/15
19/30/275	Austin Davis	Memphis	10/16/10
20/32/275	Brett Favre	Louisville	10/1/88
13/23/273	Micky D'Angelo	Jackson State	8/31/02
18/34/271	Martevious Young	Middle Tennessee	12/20/09
16/26/271	Lee Roberts	Memphis	11/14/98
24/48/271	Heath Graham	East Carolina	10/25/95
22/35/268	Nick Mullens	Appalachian State	9/20/14
33/50/268	Austin Davis	Auburn	9/6/08
23/45/268	Jeff Kelly	Nebraska	9/18/99
20/31/267	Heath Graham	Alabama	10/8/94
27/37/266	Austin Davis	SMU	10/22/11
24/38/265	Nick Mullens	Charlotte	10/24/15
20/29/264	Austin Davis	UAB	11/17/11
21/34/264	Austin Davis	UCF	11/13/10
21/37/264	Austin Davis	UTEP	10/4/08
24/52/263	Nick Mullens	Troy	9/17/16
24/42/263	Nick Mullens	UAB	11/29/14
20/44/262	Martevious Young	East Carolina	11/28/09
25/34/261	Jeff Kelly	UAB	11/11/00
18/28/258	Nick Mullens	Kentucky	9/2/16
24/39/258	Dustin Almond	USF	10/12/02
18/31/258	Rick Donegan	Louisiana Tech	11/13/71
21/34/257	Nick Mullens	UTSA	11/13/14
20/37/257	Jeff Kelly	Oklahoma State	9/23/00
19/36/254	Jeremy Young	Tennessee	9/8/07
23/35/254	Lee Roberts	Tennessee	11/8/97
23/31/253	Austin Davis	UCF	9/12/09
17/32/253	Dustin Almond	Arkansas State	12/20/05
26/47/252	Jeff Kelly	Penn State	11/3/01
13/22/250	Lee Roberts	Army	10/17/98
19/25/249	Nick Mullens	Charlotte	11/5/16
23/43/248	Tommy Waters	Florida	11/7/92
18/33/247	Dustin Almond	UAB	10/21/05
16/30/247	Dustin Almond	North Texas	12/14/04
13/19/247	Jeff Kelly	Tulane	9/6/99
26/45/243	Allan Bridgford	FIU	10/5/13
17/29/243	Jeff Kelly	Louisiana-Lafayette	9/22/01
15/30/241	Heath Graham	East Carolina	10/1/94
19/36/241	Brett Favre	Memphis	10/29/88
14/30/240	Andrew Anderson	East Carolina	11/1/86
14/26/240	Reggie Collier	Mississippi	9/11/82
18/30/239	Austin Davis	East Carolina	11/15/08
23/36/239	Jeff Kelly	Alabama	11/29/01
16/38/239	Jeff Kelly	East Carolina	11/24/00
31/43/238	Austin Davis	South Carolina	9/2/10
20/39/237	Austin Davis	East Carolina	10/9/10
18/28/237	Jeremy Young	East Carolina	9/15/07
17/26/237	Dustin Almond	Houston	11/8/03
12/17/237	Jeff Kelly	Cincinnati	10/23/99
13/25/235	Lee Roberts	Louisville	10/4/97
24/32/234	Austin Davis	UAB	10/1/09
19/34/234	Buddy Palazzo	VMI	11/6/71
22/38/233	Austin Davis	Louisiana Tech	9/25/10
22/30/232	Jeff Kelly	Tennessee	9/2/00
23/38/232	Tommy Waters	Pittsburgh	9/7/91
12/20/232	Brett Favre	East Carolina	11/14/87
24/44/231	Stephen Reaves	Rice	10/3/07
11/16/231	Dustin Almond	Tulane	11/15/03



Top Passing Games/Top Total Offense

13/18/231	Lee Roberts	Memphis	10/19/96
12/24/230	Keon Howard	Old Dominion	11/12/16
22/30/229	Martevious Young	Louisville	10/10/09
15/29/229	Lee Roberts	Tulane	10/25/97
14/16/229	Lee Roberts	East Carolina	10/10/96
17/35/228	Micky D'Angelo	Louisville	11/14/02
14/23/227	Dustin Almond	TCU	11/20/03
11/18/227	Jeff Kelly	Memphis	11/6/99
10/21/227	Andrew Anderson	Auburn	9/14/85
21/37/226	Austin Davis	Louisiana Tech	9/3/11
21/40/226	Lee Roberts	Alabama	9/27/97
15/20/225	Bobby Holmes	Louisville	11/25/50
17/28/224	Dustin Almond	Marshall	11/8/05
20/37/224	Jeff Kelly	TCU	12/7/01
15/24/224	Jeff Kelly	Tulane	10/14/00
16/29/224	Brett Favre	Louisville	10/14/89
21/35/222	Allan Bridgford	Nebraska	9/7/13
18/31/219	Austin Davis	Arkansas State	9/13/08
20/43/218	Kevin Bentley	Georgia	10/9/93
19/25/217	Austin Davis	Alcorn State	9/5/09
18/28/217	Lee Roberts	Memphis	11/22/97
16/20/216	Nick Mullens	Savannah State	9/10/16
15/28/216	Brett Favre	Tulane	10/7/89
12/28/213	Jeff Kelly	Louisville	10/16/01
16/29/213	Buddy Palazzo	Memphis	12/2/72
20/42/212	Nick Mullens	Mississippi State	8/30/14
15/26/212	Austin Davis	SMU	11/29/08
22/30/212	Jeff Kelly	Tennessee	9/2/00
25/43/212	Brett Favre	Auburn	11/5/88
22/38/211	Micky D'Angelo	Tulane	11/23/02
12/31/210	Nick Mullens	North Texas	10/26/13
9/15/209	Robert Ducksworth	Mississippi	10/1/83
21/33/208	Nick Mullens	Alcorn State	9/6/14
11/24/208	Dustin Almond	East Carolina	11/29/03
12/22/208	Micky D'Angelo	East Carolina	11/30/02
18/36/208	Buddy Palazzo	Mississippi State	10/21/72
19/35/207	Nick Mullens	Alabama	9/13/14
12/14/207	Jeff Kelly	Louisiana-Lafayette	11/13/99
24/42/207	Brett Favre	Auburn	11/10/90
19/38/207	Andrew Anderson	Colorado State	11/9/85
14/21/206	Austin Davis	Louisiana-Lafayette	8/30/08
18/26/206	Stephen Reaves	SMU	10/13/07
19/32/205	Austin Davis	Louisville	12/21/10
10/22/205	Jeremy Young	UTEP	11/17/07
10/13/205	Lee Roberts	Louisville	10/10/98
21/37/204	Jeff Kelly	Memphis	10/6/01
17/37/202	Dustin Almond	Memphis	11/12/04
14/25/202	Reggie Collier	Alabama	10/10/81
17/32/201	Jeff Kelly	Houston	10/28/00
14/27/200	Dustin Almond	USF	10/2/04

Career 200-yard Games

36	Nick Mullens
32	Austin Davis
22	Jeff Kelly
17	Dustin Almond
16	Lee Roberts
15	Brett Favre
5	Heath Graham, Martevious Young
4	Micky D'Angelo
3	Andrew Anderson, Allan Bridgford, Buddy Palazzo, Stephen Reaves and Jeremy Young
2	Reggie Collier, Rick Donegan, Tommy Waters, Cole Weeks
1	Kevin Bentley, Jeff Bower, Robert Ducksworth, Arsenio Favor, Keon Howard

300-yard Total Offense Games

PI/Yds	Name	Opponent	Date
43/604	Nick Mullens	Rice	10/1/16
71/445	Austin Davis	Rice	10/18/08
59/439	Nick Mullens	Middle Tennessee	10/4/14
44/422	Nick Mullens	Nebraska	9/26/15
35/416	Arsenio Favor	UTEP	11/17/12
33/415	Jeff Kelly	Tulane	11/17/01
48/404	Austin Davis	Houston	11/20/10
44/404	Martevious Young	Houston	10/31/09
57/394	Austin Davis	UAB	10/30/10
31/386	Nick Mullens	Rice	11/14/15
26/376	Jeff Bower	Texas-Arlington	10/20/73
54/374	Austin Davis	UCF	11/12/11
39/367	Nick Mullens	Louisiana Tech	11/28/15
52/364	Austin Davis	Tulsa	11/26/10
49/363	Nick Mullens	UTSA	10/8/16
43/361	Brett Favre	Memphis	10/28/89
45/360	Nick Mullens	UAB	11/30/13
35/358	Austin Davis	Navy	10/8/11
53/357	Austin Davis	Kansas	9/26/09
58/353	Austin Davis	Marshall	9/20/08
22/352	Lee Roberts	Houston	11/9/96
56/351	Allan Bridgford	Texas State	8/31/13
33/346	Nick Mullens	UTSA	10/17/15
38/346	Nick Mullens	North Texas	10/3/15
40/346	Lee Roberts	Nevada	11/21/98
28/340	Lee Roberts	Louisiana-Lafayette	9/26/98
54/337	Cole Weeks	UTEP	11/1/14
32/335	Martevious Young	Tulsa	11/21/09
46/334	Lee Roberts	Nevada	9/20/97
41/333	Nick Mullens	Louisiana Tech	11/25/16
46/332	Nick Mullens	North Texas	10/18/14
42/330	Nick Mullens	Louisiana-Lafayette	12/17/16
52/328	Keon Howard	Old Dominion	11/12/16
29/327	Nick Mullens	Texas State	9/18/15
29/327	Brett Favre	East Carolina	9/24/88
42/326	Austin Davis	Houston	12/3/11
41/326	Vic Purvis	Richmond	10/2/65
40/323	Austin Davis	Rice	10/1/11
51/315	Austin Davis	Virginia	9/24/11
53/313	Nick Mullens	Marshall	11/2/13
52/313	Austin Davis	Troy	12/21/08
35/312	Vic Purvis	Memphis	9/25/65
40/309	Austin Davis	Memphis	10/16/10
44/307	Nick Mullens	Washington	12/26/15
51/307	Cole Weeks	Louisiana Tech	10/25/14
48/307	Austin Davis	Memphis	10/25/08
39/307	Jeff Kelly	Houston	10/22/01
45/305	Austin Davis	UCF	11/13/10
43/304	Sam DeJarnette	Florida State	9/25/82
34/303	Austin Davis	Memphis	11/26/11
56/302	Austin Davis	Louisiana Tech	9/25/10
45/302	Jeremy Young	Tennessee	9/8/07
43/302	Brett Favre	Louisiana-Lafayette	11/28/87
31/301	Stephen Reaves	Marshall	10/21/07
41/300	Brett Favre	Alabama	11/18/89
37/300	Brett Favre	Louisiana-Lafayette	10/22/88

Career 300-yard Total Offense Games

17	Austin Davis	1	Jeff Bower, Allan Bridgford, Sam DeJarnette, Arsenio Favor,
15	Nick Mullens		DeJarnette, Arsenio Favor,
5	Brett Favre		Keon Howard, Stephen Reaves,
4	Lee Roberts		Martevious Young, Jeremy Young
2	Jeff Kelly, Vic Purvis, Cole Weeks		



Top Receiving Games

100-yard Receiving Games

C/Yds	Name	Opponent	Date
6/292	Allenzae Stagers	Rice	10/1/16
10/260	Kendrick Lee	Houston	11/9/96
11/230	Allenzae Stagers	Louisiana-Lafayette	12/17/16
12/221	DeAndre Brown	Rice	10/18/08
12/203	Todd Pinkston	Nevada	11/21/98
7/193	Rickey Bradley, Jr.	Texas State	8/31/13
7/192	Sherrod Gideon	Alabama	10/31/98
9/190	Mike Thomas	Washington	12/26/15
8/186	Gerald Baptiste	Houston	10/31/09
9/179	Sherrod Gideon	Nevada	9/20/97
13/176	Sherrod Gideon	Penn State	9/5/98
6/173	Cliff Coggin	Louisiana Tech	11/12/49
11/163	Todd Pinkston	Nebraska	9/18/99
7/162	Mike Thomas	Louisiana Tech	11/28/15
7/156	Torris Magee	Marshall	10/21/07
7/155	Mike Thomas	North Texas	10/3/15
8/154	Kelvin Bolden	Memphis	10/16/10
7/151	Shawn Mills	Tulane	10/14/00
8/151	Ivan Rosamond	Louisiana Tech	11/18/50
4/149	Eddie Tate	Texas-Arlington	10/20/73
7/148	Darryl Tillman	East Carolina	9/24/88
5/146	Louis Lipps	Mississippi	9/11/82
7/145	DeAndre Brown	East Carolina	11/28/09
3/144	Marvin Harvey	Hawaii	10/15/77
7/143	Louis Lipps	Tulane	10/15/83
6/141	D.J. Thompson	UTSA	10/17/15
8/141	Chris Johnson	Louisville	11/14/02
5/141	Sherrod Gideon	Memphis	10/25/97
7/140	Sherrod Gideon	Army	10/17/98
6/140	Sherrod Gideon	Tulane	11/27/97
4/140	Eugene Rowell	Alabama	11/18/89
6/137	Alfred Williams	Louisville	10/1/88
8/136	Steve Broussard	Louisiana Tech	11/13/71
12/135	D.J. Thompson	Louisiana Tech	11/25/16
9/135	Johdrick Morris	UAB	10/30/10
3/135	DeAndre Brown	Tulsa	11/21/09
7/135	Lyneal Alston	East Carolina	11/1/86
5/134	Louis Lipps	Mississippi	10/1/83
5/134	Todd Pinkston	Louisiana-Lafayette	11/6/99
6/133	Eddie Tate	Texas-Arlington	10/12/74
9/132	Kelvin Bolden	Rice	10/1/11
5/132	Francisco Llanos	Marshall	9/10/11
10/132	Kelvin Bolden	UAB	10/30/10
7/132	Sherrod Gideon	Alabama	9/27/97
6/129	Casey Martin	UTEP	11/1/14
8/127	Chris Johnson	Tennessee	9/8/07
5/126	Mike Thomas	Rice	11/14/15
7/126	Sherrod Gideon	Louisiana-Lafayette	9/26/98
2/125	Quentin Pierce	UTEP	11/17/12
6/125	Tracy Lampley	Houston	12/3/11
5/125	Todd Pinkston	Northwestern (La.) State	9/11/99
8/124	DeAndre Brown	East Carolina	11/15/08
4/123	Markese Triplett	Marshall	11/2/13
8/123	Greg Reed	Florida	11/7/92
5/123	Darryl Tillman	Louisiana-Lafayette	11/28/87
6/122	Ryan Balentine	UCF	11/12/11
5/122	Sherrod Gideon	Louisville	10/4/97
5/121	Mike Thomas	Nebraska	9/26/15
6/121	Shawn Nelson	Arkansas State	12/20/05
6/121	Ron Baham	Texas A&M	9/30/89
7/121	Fred Brock	Louisville	10/7/95
12/118	Shawn Nelson	Auburn	9/6/08
5/118	Antwon Courington	East Carolina	10/1/05
4/117	Gerald Baptiste	Middle Tennessee	12/20/09

8/117	Fred Brock	East Carolina	10/28/95
5/116	Tracy Lampley	Memphis	11/26/11
7/116	Danny Haley	Memphis	10/28/67
7/116	Eugene Rowell	Memphis	10/28/89
4/115	Quentin Pierce	Tulsa	11/26/10
8/115	Chris Johnson	UCF	10/15/05
5/114	Casey Martin	Texas State	9/19/15
6/114	Markese Triplett	Louisiana Tech	10/25/14
7/114	Mike Thomas	Middle Tennessee	10/4/14
7/114	Ryan Balentine	Rice	10/1/11
5/113	Shawn Nelson	Tulane	11/26/05
10/112	D.J. Thompson	UTEP	10/31/15
4/112	Ryan Balentine	Navy	10/8/11
7/112	Antwon Courington	TCU	11/20/04
8/110	DeAndre Brown	Memphis	10/25/08
8/110	DeAndre Brown	UTEP	10/4/08
7/110	Shawn Nelson	Arkansas State	9/13/08
7/110	Todd Pinkston	Memphis	11/14/98
6/109	Casey Martin	Rice	11/14/15
7/109	Mike Thomas	Marshall	10/9/15
5/109	LeRoy Handy	Jackson State	8/31/02
5/109	Todd Pinkston	Louisiana-Lafayette	9/26/98
7/108	Quentin Pierce	UAB	10/1/09
4/107	Sherrod Gideon	Memphis	11/14/98
4/107	Chris McGee	East Carolina	11/14/87
4/107	Andrew Mott	Louisville	10/12/85
6/105	Mike Thomas	Charlotte	10/24/15
8/104	Casey Martin	Old Dominion	11/21/15
7/104	Mike Thomas	Louisiana Tech	10/25/14
4/104	Daron Lawrence	East Carolina	11/29/03
5/104	Marvin Young	USF	10/25/03
5/103	Mike Thomas	UTSA	10/17/15
7/103	Josh Barnes	Houston	11/13/05
5/103	Chris Johnson	East Carolina	11/30/02
8/102	Casey Martin	Nebraska	9/26/15
3/101	Julian Allen	Rice	10/1/16
6/101	Markese Triplett	Middle Tennessee	11/23/13
4/101	Tracy Lampley	Rice	10/27/12
4/101	Anthony Perine	California	12/4/04
4/101	Marvin Young	Louisiana Lafayette	11/1/03
5/101	LeRoy Handy	Penn State	11/3/01
5/101	LeRoy Handy	Louisiana-Lafayette	7/22/01
5/100	Tracy Lampley	Virginia	10/1/11
8/100	Sherrod Gideon	Cincinnati	11/2/96
5/100	LeRoy Handy	Tulane	11/17/01
5/100	DeAndre Brown	Prairie View A&M	9/11/10

Career 100-yard Games

11	Sherrod Gideon
10	Mike Thomas
7	DeAndre Brown
6	Todd Pinkston
5	Casey Martin
4	LeRoy Handy, Tracy Lampley, Shawn Nelson
3	Ryan Balentine, Kelvin Bolden, Louis Lipps, Quentin Pierce, D.J. Thompson, Markese Triplett
2	Gerald Baptiste, Fred Brock, Antwon Courington, Chris Johnson (2001-02), Chris Johnson (2004-07), Eugene Powell, Allenzae Stagers, Eddie Tate, Darryl Tillman, Marvin Young
1	Julian Allen, Lyneal Alston, Ron Baham, Josh Barnes, Rickey Bradley, Jr., Steve Broussard, Cliff Coggin, Danny Haley, Marvin Harvey, DaRon Lawrence, Kendrick Lee, Francisco Llanos, Torris Magee, Chris McGee, Shawn Mills, Johdrick Morris, Andrew Mott, Anthony Perine, Greg Reed, Ivan R. Rosamond, Alfred Williams



Player Superlatives

Game

Rushing Yards

Sam Dejarnette vs. Florida State/1982	304
Damion Fletcher vs. UTEP/2008	260
Vic Purvis vs. Memphis/1965	238
Jalen Richard at Texas State/2015	230
Damion Fletcher vs. Louisiana-Lafayette/2008	222

Rushing Attempts

Sam Dejarnette vs. Florida State/1982	43
Derrick Nix at East Carolina/1999	42
Sam Dejarnette vs. Tulane/1982	40
Cody Hull vs. Arkansas State/2005	37
Derrick Nix at Nevada/1998	37

Longest Touchdown Run

Bo Dickinson at Dayton/1956	87
Bubba Phillips vs. Northwestern (La.) State/1947	87
Ito Smith vs. Savannah State/2016	86
Reggie Collier vs. Texas-Arlington/1981	84
Hugh Laurin Pepper vs. Louisiana Tech/1952	84

Non-Touchdown Run

Lindy Stewart at Louisiana-Lafayette/1951	82
Larry Thomas vs. Cincinnati/2004	79
Don Fuell vs. Hardin-Simmons/1961	78

Rushing Touchdowns

Austin Davis vs. UAB/2008	5
Jalen Richard vs. Old Dominion/2015	4
Jalen Richard at Texas State/2015	4
Austin Davis vs. Houston/20101	4
Chris Windsor vs. Louisiana-Lafayette/1996	4
Shelton Gandy vs. Mississippi State/1986	4
Doyle Orange vs. Texas-Arlington/1972	4

Longest Touchdown Pass from Scrimmage

Austin Davis to DeAndre Brown vs. East Carolina/2008	97
Martevious Young to DeAndre Brown vs. Tulsa/2009	95
Austin Davis to Francisco Llanos at Marshall/2011	90
Stephen Reaves to Torris Magee at Marshall/2007	85
Andrew Anderson to Andrew Mott at Louisville/1985	83

Passing Yardage

Nick Mullens vs. Rice/2016	591
Austin Davis at Rice/2008	461
Nick Mullens at Nebraska/2015	447
Nick Mullens at Middle Tennessee/2014	426
Jeff Kelly vs. Tulane/2001	400

Passing Attempts

Austin Davis at Rice/2008	61
Nick Mullens at Marshall/2015	58
Nick Mullens at Middle Tennessee	54
Allan Bridgford vs. Texas State/2013	53
Nick Mullens vs. Troy/2016	52

Passing Completions

Nick Mullens at Middle Tennessee/2014	36
Austin Davis at Auburn/2008	33
Austin Davis at Rice/2008	32
Austin Davis at South Carolina/2010	31
Nick Mullens vs. Mississippi State/2015	30
Austin Davis vs. UAB/2010	30

Touchdown Passes

Nick Mullens at Rice/2015	5
Nick Mullens at UAB/2013	5
Dustin Almond vs. UCF/2005	5
Lee Roberts vs. Louisiana-Lafayette/1998	5
Nick Mullens vs. Rice/2016	4

Total Offense

Nick Mullens vs. Rice/2016	43/604
Austin Davis at Rice/2008	71/445
Nick Mullens at Middle Tennessee/2014	59/439
Nick Mullens at Nebraska/2015	44/422
Arsenio Favor vs. UTEP/2012	35/416

Pass Receptions

Sherrod Gideon at Penn State/1998	13
D.J. Thompson vs. Louisiana Tech/2016	12
Tyre'oune Holmes vs. Texas State/2013	12
DeAndre Brown at Rice/2008	12
Shawn Nelson at Auburn/2008	12
Todd Pinkston at Nevada/1998	12

Receiving Yardage

Allenzae Stagers vs. Rice/2016	292
Kendrick Lee at Houston/1996	260
Allenzae Stagers vs. Louisiana-Lafayette/2016	230
DeAndre Brown at Rice/2008	221
Todd Pinkston at Nevada/1998	203

Receiving Touchdowns

DeAndre Brown at Rice/2008	4
Allenzae Stagers vs. Rice/2016	3
Mike Thomas vs. North Texas/2015	3
Gerald Baptiste at Houston/2009	3
Todd Pinkston vs. Louisiana-Lafayette/1999	3
Sherrod Gideon vs. Louisiana-Lafayette/1998	3
Sherrod Gideon at Memphis/1997	3
Kendrick Lee at Houston/1996	3

All-Purpose Yardage

Sam Dejarnette vs. Florida State/1982	335
Sam Dejarnette at Tulane/1982	312
Allenzae Stagers vs. Rice/2016	292
Tony Smith at Louisville/1991	265
Damion Fletcher vs. UTEP/2008	260

Punt Attempts

Dickie Dunaway at Ole Miss/1966	13
Tyler Sarazin at Mississippi State/2014	11
Luke Johnson at NC State/2005	11
Eric Estes at Alabama/1992	11
Scott Bryant at Auburn/1988	11

Punting Yardage

Dickie Dunaway at Ole Miss/1966	524
Luke Johnson at NC State/2005	474
Eric Estes at Alabama/1992	474
Scott Bryant at Florida State/1988	445
Mark Haulman vs. Illinois/2002	441

Longest Punts

Ray Guy at Ole Miss/1972	93
Jamie Purser at Nevada/1998	78
Luke Johnson vs. USF/2003	76
Eric Estes vs. Tulsa/1992	76
Jamie Purser vs. Houston/1997	68
Britt Barefoot vs. Ohio/2007	68

Field Goals

Danny Hrapmann vs. UCF/2011	5
Danny Hrapmann vs. East Carolina/2010	5
Seven tied; Most recent by Stephen Brauchle vs. UTSA/2014	4

Longest Field Goals

Ray Guy at Utah State/1972	61
Chris Seroka vs. Louisiana-Monroe/1987	55
Danny Hrapmann vs. UAB/2010	54
Chris Seroka vs. Tulane/1987	54
Seven tied;	
Most recent by Corey Acosta vs. Rice/2014	52

Extra Points

Britt Barefoot vs. UAB/2008	10
Rick Palmer vs. Cal State-Fullerton/1975	10
Danny Hrapmann at Navy/2011	9
Nine tied; Most recent by Parker Shaunfield vs. Savannah State/2016	8

Points Kicking

Danny Hrapmann vs. East Carolina/2010	19
Danny Hrapmann vs. UCF/2011	16
Darren McCaleb vs. East Carolina/2005	15
Eleven tied; Most recent by Parker Shaunfield vs. Rice/2016	14

Punt Returns

Brandon Sumrall at UAB/2007	7
Andrew Mott at Alabama/1985	7
Andrew Mott at Memphis/1985	7
Andrew Mott at Tulane/1984	7
Andrew Mott vs. Louisiana Tech/1984	7
Louis Lipps at Alabama/1983	7
Ricky Floyd vs. Louisiana-Lafayette/1981	7
Johnny Dragg vs. VMI/1971	7

Longest Punt Returns

Bobby Holmes at Alabama/1949	95
James Henry vs. Louisiana-Monroe/1987	89
Marvin Young vs. Memphis/2003	87
Perry Carter vs. East Carolina/1991	86
Bobby Holmes at Alabama/1949	82
Jimmy Havard vs. North Carolina State/1961	82

Punt Return Yardage

Bobby Holmes at Alabama/1949	177
James Henry vs. Mississippi State/1988	136
Marvin Young vs. Memphis/2003	124
Jasper Faulk vs. East Carolina/2006	115
Marvin Young at Houston/2003	112

Kickoff Returns

Tez Parks at UTSA/2016	8
Chuck Clancy at Brigham Young/1976	8
Mike Thomas at WKU/2015	7
Francisco Llanos at Tulsa/2010	7
Chuck Cook at Bowling Green/1979	7

Kickoff Return Yardage

Tracy Lampley at Marshall/2009	211
Eric Booth at Tennessee/1997	200
Francisco Llanos at Tulsa/2010	197
Trey Becton-Martin at Navy/2011	166
Sherrod Gideon at Houston/1996	158

Longest Kickoff Return

Bubba Phillips vs. Southeastern Louisiana/1948	103
Michel Thomas vs. UAB/2014	100
Tracy Lampley at Nebraska/2012	100
Freddie Parham vs. Virginia/2009	100
Herman Nall at Mississippi State/1964	100



Player Superlatives

Longest Fumble Return

Marquese Wheaton vs. Rice/2011	75
Adalius Thomas vs. Northwestern (La.) State/1999	64
Roy Magee vs. Louisville/2000	55
LaVance Richmond at Tulane/2006	50
Ronnie Thornton vs. Tulsa/2009	42

Interceptions

Larry Ussery at Louisiana Tech/1967	4
Etric Pruitt at Army/2002	3
Labarion Rankins at East Carolina/1992	3
David Odom at Louisville/1979	3
George Sekul vs. Houston/1957	3

Interception Return Yardage

Larry Ussery at Louisiana Tech/1967	141
Curtis Mikell at UTEP/2016	100
Kendrick Presley vs. Memphis/2011	100
Jamie Collins at East Carolina/2011	97
Kerry Valrie at Alabama/1990	97

Longest Interception Return

Curtis Mikell at UTEP/2016	100
Kendrick Presley vs. Memphis/2011	100
Jamie Collins at East Carolina/2011	97
Eddie Hicks vs. East Carolina/2006	87
Bill Martin at Memphis/1955	84

Unassisted Tackles

Mike Dennerly vs. Memphis/1972	20
T.J. Slaughter at Texas A&M/1999	19
Rod Davis at USF/2002	16
Rod Davis vs. TCU/2003	16
Gerald McRath at Rice/2008	14
Gerald McRath vs. Arkansas State/2007	14
Kevis Coley vs. Memphis/2005	14
Rod Davis at Cincinnati/2003	14

Assisted Tackles

William Kirksey vs. Louisiana-Lafayette/1989	19
Thad McDowell vs. Louisiana-Lafayette/1989	19
Korey Williams vs. UAB/2010	16
Leo Barnes at Texas A&M/1999	15
George Hill vs. Louisville/1988	15
Onesimus Henry vs. East Carolina/1987	15
Onesimus Henry vs. Jackson State/1987	15

Total Tackles

T.J. Slaughter at Texas A&M/1999	26
Rod Davis at Cincinnati/2003	22
Gerald McRath vs. UCF/2007	21
Leo Barnes at Texas A&M/1999	21
William Kirksey vs. Louisiana-Lafayette/1989	21
Thad McDowell vs. Louisiana-Lafayette/1989	21

Quarterback Sacks

Cedric Scott at Houston/2000	4
Chris Jackson vs. Louisiana Tech/1983	4
Dylan Bradley vs. Rice/2016	3.5
Ja'Boree Poole vs. Louisiana-Lafayette	3
Jamie Collins vs. UAB/2012	3
Tom Johnson vs. UCF/2005	3
Michael Boley at East Carolina/2003	3
Roy Magee at Houston/2000	3
Jeffrey Posey at Tulane/1996	3
Michael Tobias vs. Pittsburgh/1993	3
Rod Reed at Tulane/1988	3
Chris Jackson at Mississippi/1983	3

Tackle for Loss

Roy Magee at Houston/2000	7
T.J. Slaughter at Texas A&M/1999	7
Michael Boley vs. East Carolina/2004	5

Cedric Walthaw at Indiana/1995	5
Rod Davis vs. Louisville/2002	4.5

Pass Breakups

Greg Brooks vs. Louisiana-Lafayette/2001	5
Patrick Surtain vs. Nevada/1997	5
Deron Wilson vs. Marshall/2012	4
Jasper Faulk vs. Memphis/2006	4
Raymond Walls at Louisville/1999	4
Melvin Ratcliff at Utah State/1995	4
James Cooper at Tulane/1984	4
Eddie Ray Walker at Memphis/1982	4
Carl Allen at Florida State/1976	4

Forced Fumbles

Dylan Reda vs. Memphis/2012	2
Jamie Collins vs. UAB/2012	2
Cordarro Law vs. Rice/2011	2
Cordarro Law vs. Tulsa/2009	2
Brandon Sumrall vs. Southeastern Louisiana/2006	2
Robert Henderson at East Carolina/2005	2
Michael Boley at Nebraska/2004	2
Etric Pruitt at Alabama/2002	2
Chad Williams at Houston/2000	2
Jamaal Alexander at Louisville/1996	2
Jeffrey Posey at Louisville/1996	2
Bobby Smithart vs. Mississippi State/1976	2

Fumble Recoveries

Caleb Hendrix at East Carolina/2005	2
Darrell Bennett at Nebraska/2004	2
Terrell Paul vs. East Carolina/2001	2
Marchant Kenney vs. Samford/1994	2
Reggie Odom vs. Mississippi State/1976	2

Season

Rushing Yards

	C/Yds
Damion Fletcher/2007	295/1,586
Sam DeJarnette/1982	311/1,545
Ito Smith/2016	265/1,459
Damion Fletcher/2006	276/1,388
Damion Fletcher/2008	219/1,313

Rushing Attempts

Sam DeJarnette/1982	311
Damion Fletcher/2007	295
Damion Fletcher/2006	276
Ito Smith/2016	265
Derrick Nix/1999	255

Yards per Carry (min. 100 att.)

Hugh Laurin Pepper/1952	8.3
Jamal Woodyard/2011	6.7
Ito Smith/2015	6.6
Reggie Collier/1981	6.6
Kendrick Hardy/2010	6.5

Rushing Touchdowns

Sammy Winder/1980	20
Ito Smith/2016	17
Harold Shaw/1997	16
Jalen Richard/2015	14
Damion Fletcher/2007	14
Sam DeJarnette/1982	14

Passing Yards

Nick Mullens/2015	4,476
Austin Davis/2011	3,496
Nick Mullens/2016	3,272
Austin Davis/2008	3,128
Austin Davis/2010	3,103

Passing Completions

Nick Mullens/2015	331
Austin Davis/2011	286
Austin Davis/2010	278
Austin Davis/2008	261
Nick Mullens/2016	243

Passing Attempts

Nick Mullens/2015	521
Austin Davis/2011	475
Austin Davis/2008	454
Austin Davis/2010	442
Dustin Almond/2005	394

Touchdown Passes

Nick Mullens/2015	38
Austin Davis/2011	30
Nick Mullens/2016	24
Lee Roberts/1998	24
Austin Davis/2008	23
Dustin Almond/2005	23

Passing Efficiency (min. 150 comp.)

Nick Mullens/2015	155.16
Nick Mullens/2016	149.75
Lee Roberts/1998	143.79
Jeff Kelly/1999	143.66
Austin Davis/2011	138.25

Total Offense

	PI/Yards (TDRF)
Nick Mullens/2015	564/4,384 (41)
Austin Davis/2011	585/3,848 (34)
Austin Davis/2008	609/3,636 (32)
Austin Davis/2010	587/3,555 (30)
Nick Mullens/2016	435/3,218 (28)

Pass Receptions

Casey Martin/2015	80
Mike Thomas/2015	71
DeAndre Brown/2008	67
Sherrod Gideon/1998	66
Allenzae Staggers/2016	63

Receiving Yardage

	Yds/C
Mike Thomas/2015	1,391/71
Sherrod Gideon/1998	1,186/66
Allenzae Staggers/2016	1,165/63
DeAndre Brown/2008	1,117/67
Cliff Coggin/1949	1,087/53

Yards Per Reception (min. 30 rec.)

Cliff Coggin/1949	20.5
Todd Pinkston/1999	20.4
Kendrick Lee/1996	20.3
Mike Thomas/2015	19.6
Louis Lipps/1983	19.0

Receiving Touchdowns

Mike Thomas/2015	14
Sherrod Gideon/1998	13
DeAndre Brown/2008	12
Todd Pinkston/1999	11
DeAndre Brown/2009	9
Sherrod Gideon/1997	9
Bill Mikel/1969	9
Cliff Coggin/1949	9

All-Purpose Yardage

Sam DeJarnette/1982	1,982
Ito Smith/2016	1,918
Ito Smith/2015	1,876
Damion Fletcher/2007	1,860
Tracey Lampley/2011	1,798



Player Superlatives

Most Punts

Mike Wright/1976	82
Mark Haulman/2002	80
Luke Johnson/2003	79
Dickie Dunaway/1966	78
Mark Haulman/2000	76

Highest Punting Average (min. 50 punts)

Ray Guy/1972	46.2
Ray Guy/1970	45.3
Luke Johnson/2005	44.9
Tyler Sarrazin/2016	44.7
Ray Guy/1971	42.9

Punt Return Yardage

	R/Yds
James Henry/1987	41/556
Andrew Mott/1985	44/465
Louis Lipps/1983	40/462
Marvin Young/2003	33/450
Tracey Lampley/2011	31/356

Punt Return Average (min. 20 att.)

Tracey Lampley/2009	14.5
Shawn Mills/1999	14.5
Kenneth Johnson/2000	13.9
Marvin Young/2003	13.6
James Henry/1987	13.6

Kickoff Returns

Freddie Parham/2009	38
Tory Harrison/2007	38
Willie Tullos/1977	34
Andrew Mott/1986	33
Arnold Thomas/1969	31

Kickoff Return Yardage

Freddie Parham/2009	961
Tory Harrison/2007	870
Eric Booth/1997	766
Willie Tullos/1977	760
Andrew Mott/1986	730

Kickoff Return Average (min. 20 att.)

Eric Booth/1997	34.8
John Eubanks/2004	29.4
Freddie Parham/2009	25.3
Darryl Tillman/1987	25.0
Barry Boyd/1993	24.5

Scoring Excluding Kickers

Sammy Winder/1980	120
Ito Smith/2016	114
Jalen Richard/2015	102
Harold Shaw/1997	96
Sam DeJarnette/1982	90

Kick Scoring

Danny Hrapmann/2010	133
Danny Hrapmann/2011	130
Darren McCaleb/2005	107
Damion Fletcher/2007	92
Darren McCaleb/2006	90

Touchdowns Responsible For

Nick Mullens/2015	41
Austin Davis/2011	34
Austin Davis/2008	32
Austin Davis/2010	30
Nick Mullens/2016	28

Field Goals Made

Danny Hrapmann/2010	26
Danny Hrapmann/2011	23

Darren McCaleb/2005	23
Corey Acosta/2014	21
Steve Clark/1982	17

Extra Points Made

Danny Hrapmann/2011	61
Danny Hrapmann/2010	55
Stephen Brauchle/2015	48
Darren McCaleb/2006	42
Justin Estes/2007	39

Interceptions

Ray Guy/1972	8
Billy Devrow/1965	8
Bubba Phillips/1949	8
Steve Fore/1967	7
Bubba Phillips/1948	7
Frank Spruiell/1948	7

Unassisted Tackles

Rod Davis/2002	122
Ron Cheatham/1974	119
Mike Dennerly/1972	116
Rod Davis/2003	111
Marchant Kenney/1996	106

Assisted Tackles

Korey Williams/2009	77
Bud Brown/1983	73
Ronnie Thornton/2009	70
Kevis Coley/2005	69
Mike Dennerly/1972	69

Total Tackles

Mike Dennerly/1972	185
Ron Cheatham/1974	177
Rod Davis/2002	168
Rod Davis/2003	164
Michael Boley/2003	151

Quarterback Sacks

Adalius Thomas/1998	12.5
Cedric Scott/2000	12
Michael Boley/2003	11
Rod Davis/2002	10.5
Jamie Collins/2012	10
Chris Jackson/1983	10

Tackles For Loss

Rod Davis/2002	23.5
Michael Boley/2003	22.5
T.J. Slaughter/1999	22
Cordarro Law/2011	22
Jamie Collins/2012	20
Michael Boley/2004	20
Rod Davis/2003	20
Adalius Thomas/1998	20

Pass Breakups

Kalan Reed/2015	19
Greg Brooks/2001	18
Patrick Surtain/1997	15
Greg Brooks/2002	14
Leo Barnes/2000	14
Jamaal Alexander/1996	14
Collins Hess/1986	14

Forced Fumbles

Michael Boley/2004	5
Rod Davis/2003	5
Seven Tied; Most recent, D'Nerius Antoine/2015	4

Fumbles Recovered

Melvin Ratcliff/1992	9
Dasman McCullum/2013	4
Kevis Coley/2005	4
Willie B. Moore/1983	4
George Tillman/1982	4

Career

Rushing Yards

Damion Fletcher/2006-09	5,302
Ben Garry/1974-77	3,595
Derrick Nix/1998-2000, 2002	3,584
Ito Smith/2014-16	3,123
Sammy Winder/1978-81	3,114

Rushing Attempts

Damion Fletcher/2006-09	1,009
Derrick Nix/1998-2000, 2002	768
Sammy Winder/1978-81	736
Ben Garry/1974-77	723
Sam DeJarnette/1982-84	617

Rushing Touchdowns

Damion Fletcher/2006-09	44
Sammy Winder/1978-81	39
Harold Shaw/1994-97	32
Derrick Nix/1998-2000, 2002	30
Ben Garry/1974-77	30

Passing Yards

	Yds/C/A
Nick Mullens/2013-16	11,994/928/1,546
Austin Davis/2008-11	10,892/933/1,527
Brett Favre/1987-90	7,695/613/1,169
Dustin Almond/2002-05	7,342/538/1,052
Jeff Kelly/1998-01	7,095/571/975

Touchdown Passes

Nick Mullens/2013-16	87
Austin Davis/2008-11	83
Lee Roberts/1995-98	52
Brett Favre/1987-90	52
Dustin Almond/2002-05	51
Jeff Kelly/1998-01	51

Passing Efficiency (min. 250 comp.)

Nick Mullens/2013-15	137.81
Austin Davis/2008-11	135.42
Lee Roberts/1995-98	134.50
Jeff Kelly/1998-01	130.39
Dustin Almond/2002-05	120.44

Completion Percentage (min. 250 comp.)

Austin Davis/2008-11	.611
Nick Mullens/2013-15	.590
Jeff Kelly/1998-01	.580
Lee Roberts/1995-98	.568
Jeff Bower/1973-75	.549

Interception Avoidance (min. 250 comp.)

Austin Davis/2008-11	.0177
Reggie Collier/1979-82	.0261
Dustin Almond/2002-05	.0266
Jeremy Young/2004-07	.0286
Nick Mullens/2013-16	.0298

Total Offense

	PI/Yds
Austin Davis/2008-11	1,987/12,267
Nick Mullens/2013-15	1,729/11,784
Brett Favre/1987-90	1,363/7,606
Dustin Almond/2002-05	1,314/7,602
Jeff Kelly/1998-01	1,270/7,113



Player Superlatives

Receptions

Sherrod Gideon/1996-99	193
Shawn Nelson/2005-08	157
Todd Pinkston/1996-99	149
LeRoy Handy/1999-02	138
Casey Martin/2014-15	135

Receiving Yards

Sherrod Gideon/1996-99	3,214
Todd Pinkston/1996-99	2,366
DeAndre Brown/2008-10	2,207
Shawn Nelson/2005-08	2,054
Mike Thomas/2014-15	1,983

Touchdown Receptions

Sherrod Gideon/1996-99	30
DeAndre Brown/2008-10	24
Todd Pinkston/1996-99	22
Mike Thomas/2014-15	19
Marvin Young/2001-04	17

Yards Per Reception (min. 50 catches)

Cliff Coggin/1948-49	21.4
Lyneal Alston/1983-86	19.7
Allenzae Staggers/2016	18.5
Mike Thomas/2014-15	17.7
Marvin Harvey/1977-80	17.4

All-Purpose Yards

Damion Fletcher/2006-09	6,253
Bubba Phillips/1947-50	4,968
Ito Smith/2014-16	4,629
Tracy Lampley/2009-12	4,498
Ben Garry/1974-77	4,071

Most Punts

Billy Knighten/1985-86	253
Scott Bryant/1988-91	251
Mike Wright/1976-78	237
Bruce Thompson/1979-82	237
Mark Haulman/1999-02	223

Highest Punt Average (min. 70 kicks)

Ray Guy/1970-72	44.7
Luke Johnson/2002-05	42.7
Mark Haulman/1999-02	41.7
Jamie Pursler/1996-99	41.3
Mike Wright/1976-78	41.1
Dickie Dunaway/1965-67	41.1

Punt Returns

Andrew Mott/1983-86	117
Ricky Floyd/1978-81	109
Tracy Lampley/2009-12	78
Louis Lipps/1980-83	78
Tony Smith/1989-91	74

Punt Return Average (min. 25 att.)

Kendrick Lee/1995-96	15.4
Bubba Phillips/1947-50	14.2
James Henry/1987-88	13.5
Steve Fore/1967-68	12.9
Marvin Young/2001-04	12.7

Kickoff Returns

John Eubanks/2002-05	88
Darryl Tillman/1986-89	71
Tracy Lampley/2009-12	66
Freddie Parham/2008-09	66
Tory Harrison/2006-09	55

Kickoff Return Yardage

John Eubanks/2002-05	1,845
Darryl Tillman/1986-89	1,656
Freddie Parham/2008-09	1,581
Tracy Lampley/2009-12	1,482
Tory Harrison/2006-09	1,217

Kickoff Return Average (min. 25 att.)

Eric Booth/1996-97	32.4
Chris Buckhalter/1993-95	27.1
Johnny Johnson/1966-68	26.6
John Eubanks/2002-05	26.4
Freddie Parham/2008-09	24.0
Michael Thomas/2014	24.0

Scoring Excluding Kickers

Damion Fletcher/2006-09	278
Sammy Winder/1978-81	234
Bubba Phillips/1947-50	216
Harold Shaw/1994-97	206
Ito Smith/2014-15	204

Kick Scoring

Darren McCaleb/2003-06	345
Danny Hrapmann/2009-11	289
Steve Clark/1981-83	212
Corey Acosta/2011-14	201
Brant Hanna/1998-01	191

Touchdowns Responsible For

Austin Davis/2008-11	109
Nick Mullens/2013-16	96
Dustin Almond/2002-05	64
Jeff Kelly/1998-01	60
Brett Favre/1987-90	53

Field Goals

Darren McCaleb/2003-06	69
Danny Hrapmann/2009-11	53
Corey Acosta/2011-14	43
Steve Clark/1981-83	41
Rex Banks/1983-86	37

Field Goals Attempted

Darren McCaleb/2003-06	88
Danny Hrapmann/2009-11	72
Corey Acosta/2011-14	64
Rex Banks/1983-86	63
Steve Clark/1981-83	60

Extra Points

Darren McCaleb/2003-06	138
Danny Hrapmann/2009-11	130
Brant Hanna/1998-01	92
Steve Clark/1981-83	89
Justin Estes/2007-09	76

Extra Points Attempted

Darren McCaleb/2003-06	144
Danny Hrapmann/2009-11	135
Brant Hanna/1998-01	96
Steve Clark/1981-83	93
Justin Estes/2007-09	83

Interceptions

Bubba Phillips/1947-50	Int/Yds	25/490
Ray Guy/1970-72		18/257
Patrick Surtain/1994-97		16/212
Billy Devrow/1964-66		15/116
Kerry Valrie/1987-90		14/257

Interception Touchdowns

Leo Barnes/1997-00	4
Perry Carter/1991-93	4
Kalan Reed/2012-15	3
Deron Wilson/2010-2012	3
Larry Ussery/1966-68	3

Unassisted Tackles

Rod Davis/2000-03	360
Clump Taylor/1976-79	293
Marchant Kenney/1994-97	280
Onesimus Henry/1984-87	273
Mike Dennery/1971-73	268

Assisted Tackles

Clump Taylor/1976-79	217
Sidney Coleman/1984-87	195
Eugene Harmon/1992-95	184
Gerald McRath/2005-08	172
Ronnie Thornton/2008-11	171

Total Tackles

Rod Davis/2000-03	526
Clump Taylor/1976-79	510
Onesimus Henry/1984-87	438
Sidney Coleman/1984-87	438
Mike Dennery/1971-73	431

Quarterback Sacks

Adalius Thomas/1996-99	34.5
Michael Boley/2001-04	28
Cordarro Law/2008-11	28
Cedric Scott/1997-00	26
Jamie Collins/2009-12	21

Tackles For Loss

Rod Davis/2000-03	60.5/237
Adalius Thomas/1996-99	56/347
Michael Boley/2001-04	56/228
T.J. Slaughter/1995-99	54/151
Cordarro Law/2008-11	53.5/315

Pass Breakups

Greg Brooks/2000-03	45
Kalan Reed/2012-15	35
Deron Wilson 2010-2012	34
Patrick Surtain/1994-97	31
C.J. Bailey/2007-10	29
Eric Pruitt/2000-03	29

Forced Fumbles

Cordarro Law/2008-11	14
Brandon Sumrall/2004-07	9
Michael Boley/2001-04	9
Chad Williams/1998-01	8
Jamie Collins/2009-12	7
Rod Davis/2000-03	7

Fumble Recoveries

Melvin Ratcliff/1992-95	10
Rod Davis/2000-03	9
Kerry Valrie/1987-90	8
Michael Boley/2001-04	6
Eric Pruitt/2000-03	6
Tim Smith/1983-86	6
George Tillman/1979-82	6



Seasonal Leaders

Rushing				
Year	Name	No.	Yards	Avg.
2016	Ito Smith	265	1,459	5.5
2015	Ito Smith	171	1,128	6.6
2014	Ito Smith	136	536	3.9
2013	Kendrick Hardy	93	417	4.5
2012	Desmond Johnson	98	519	5.3
2011	Jamal Woodyard	110	732	6.7
2010	Kendrick Hardy	139	903	6.5
2009	Damion Fletcher	219	1,015	4.6
2008	Damion Fletcher	219	1,313	6.0
2007	Damion Fletcher	295	1,586	5.4
2006	Damion Fletcher	276	1,388	5.0
2005	Larry Thomas	167	647	3.9
2004	Anthony Harris	175	714	4.1
2003	Anthony Harris	158	671	4.2
2002	Derrick Nix	219	1,194	5.5
2001	Dawayne Woods	140	594	4.2
2000	Dawayne Woods	146	631	4.3
1999	Derrick Nix	255	1,054	4.1
1998	Derrick Nix	226	1,180	5.2
1997	Harold Shaw	245	1,045	4.3
1996	Eric Booth	160	699	4.4
1995	Chris Buckhalter	160	664	4.2
1994	Chris Buckhalter	182	814	4.5
1993	Barry Boyd	176	805	4.6
1992	Michael Welch	200	759	3.8
1991	Tony Smith	194	998	5.1
1990	Tony Smith	158	657	4.2
1989	Rickey Bradley	129	496	3.8
1988	Rickey Bradley	144	665	4.6
1987	Shelton Gandy	225	1,025	4.6
1986	Vincent Alexander	160	688	4.3
1985	Vincent Alexander	188	837	4.5
1984	Vincent Alexander	105	572	5.4
1983	Sam Dejarnette	178	795	4.5
1982	Sam Dejarnette	311	1,545	5.0
1981	Sammy Winder	228	1,029	4.5
1980	Sammy Winder	237	996	4.2
1979	Sammy Winder	173	749	4.3
1978	Tiko Beal	179	698	3.9
1977	Ben Garry	219	1,134	5.2
1976	Ben Garry	236	1,236	5.2
1975	Ben Garry	178	846	4.8
1974	David Hosemann	79	413	5.2
1973	Doyle Orange	109	539	4.9
1972	Doyle Orange	221	905	4.1
1971	Doyle Orange	146	505	3.5
1970	Larry Moulton	164	685	4.2
1969	Larry Moulton	157	604	3.8
1968	Johnny Johnson	144	663	4.6
1967	Johnny Johnson	117	422	3.6
1966	Milo McCarthy	164	685	4.2
1965	Vic Purvis	144	663	4.6
1964	Vic Purvis	117	422	3.6
1963	Harmon Brannon	108	583	5.4
1962	John Sklopan	80	511	6.4
1961	Don Fuell	104	417	4.1
1960	Don Fuell	69	385	5.5
1959	Buddy Supple	100	413	4.1
1958	Buddy Supple	87	551	6.3
1957	Bo Dickinson	73	461	4.9
1956	Bo Dickinson	93	670	7.2
1955	Eddie Cardenas	59	321	5.4
1954	Fred Smallwood	88	579	6.5
1953	Hugh Laurin Pepper	83	677	8.2
1952	Hugh Laurin Pepper	144	1,227	8.2
1951	Bucky McElroy	155	854	5.5
1950	Bubba Phillips	92	545	5.9
1949	Bubba Phillips	63	492	7.9
1948	Bubba Phillips	79	831	10.5
1947	Bubba Phillips	78	659	8.4

Passing				
Year	Name	Att.-Comp.-Int.	Yards	TD
2016	Nick Mullens	384-243-11	3,272	
2015	Nick Mullens	331-521-12	4,476	38
2014	Nick Mullens	218-365-9	2,470	12
2013	Nick Mullens	276-126-14	1,776	13
2012	Anthony Alford	127-57-4	664	2
2011	Austin Davis	475-286-11	3,496	30
2010	Austin Davis	442-278-6	3,103	20
2009	Martevious Young	230-132-3	1,861	16
2008	Austin Davis	454-261-8	3,128	23
2007	Jeremy Young	224-120-8	1,464	11
2006	Jeremy Young	281-161-2	1,769	12
2005	Dustin Almond	394-216-12	2,860	23
2004	Dustin Almond	269-138-6	1,848	12
2003	Dustin Almond	251-121-7	1,877	13
2002	Micky D'Angelo	232-122-8	1,647	7
2001	Jeff Kelly	362-214-11	2,613	15
2000	Jeff Kelly	341-198-10	2,381	15
1999	Jeff Kelly	260-153-11	2,062	21
1998	Lee Roberts	325-185-11	2,680	24
1997	Lee Roberts	350-194-9	2,248	16
1996	Lee Roberts	142-86-7	1,296	12
1995	Heath Graham	329-161-18	1,816	15
1994	Heath Graham	208-121-15	1,603	7
1993	Kevin Bentley	192-77-6	911	6
1992	Tommy Waters	212-110-7	1,159	6
1991	Tommy Waters	250-135-8	1,606	6
1990	Brett Favre	275-150-6	1,572	7
1989	Brett Favre	381-206-10	2,588	14
1988	Brett Favre	319-178-5	2,271	16
1987	Brett Favre	194-79-13	1,264	15
1986	Andrew Anderson	164-87-8	1,137	5
1985	Andrew Anderson	174-84-11	1,319	10
1984	Robert Duckworth	126-56-10	745	2
1983	Robert Duckworth	141-71-8	1,201	7
1982	Reggie Collier	219-98-7	1,265	3
1981	Reggie Collier	139-81-4	1,004	6
1980	Reggie Collier	199-97-3	1,268	7
1979	Dane McDaniel	114-54-8	806	3
1978	Dane McDaniel	82-45-3	528	7
1976	Ken Alderman	141-71-7	800	2
1975	Jeff Bower	145-75-12	905	2
1974	Jeff Bower	162-87-6	1,189	9
1973	Jeff Bower	199-116-10	1,495	9
1972	Buddy Palazzo	291-160-16	1,888	8
1971	Rick Donegan	204-99-9	1,121	1
1970	Rick Donegan	311-165-15	1,593	8
1969	Rick Donegan	177-94-17	1,093	6
1968	Tommy Boutwell	285-151-15	1,583	8
1967	Tommy Boutwell	104-55-5	510	2
1966	Mike McClellan	77-36-3	525	6
1965	Vic Purvis	109-33-8	465	2
1964	Vic Purvis	114-55-10	802	5
1963	Vic Purvis	94-41-3	460	1
1962	Bobby Coleman	98-46-6	848	9
1961	Don Fuell	101-56-7	678	1
1960	Don Fuell	80-42-5	652	3
1959	Don Fuell	41-21-4	356	2
1958	George Sekul	61-28-4	592	6
1957	George Sekul	58-21-3	478	4
1956	Bobby Hughes	102-50-6	825	7
1955	George Herring	68-31-6	457	6
1954	George Herring	88-33-7	498	3
1953	Jim Davenport	79-35-4	503	4
1952	Billy Jarrell	71-36-8	653	14
1951	Tom LeGros	125-46-8	698	8
1950	Bobby Holmes	90-52-7	660	2
1949	Bobby Holmes	99-56-10	903	8
1948	Vernon Wells	76-27-9	464	9
1947	Vernon Wells	54-18-3	208	4



Seasonal Leaders

Total Offense

Year	Name	Plays	Yards	TD
2016	Nick Mullens	435	3,218	28
2015	Nick Mullens	564	4,384	41
2014	Nick Mullens	414	2,509	12
2013	Nick Mullens	316	1,673	15
2012	Anthony Alford	232	993	8
2011	Austin Davis	585	3,848	34
2010	Austin Davis	587	3,555	31
2009	Martevious Young	302	2,155	17
2008	Austin Davis	609	3,636	32
2007	Jeremy Young	325	1,813	15
2006	Jeremy Young	362	1,993	16
2005	Dustin Almond	430	2,763	25
2004	Dustin Almond	327	1,909	17
2003	Dustin Almond	343	2,033	16
2002	Micky D'Angelo	293	1,626	7
2001	Jeff Kelly	457	2,645	18
2000	Jeff Kelly	489	2,435	19
1999	Jeff Kelly	310	1,863	22
1998	Lee Roberts	360	2,532	24
1997	Lee Roberts	386	2,056	16
1996	Lee Roberts	182	1,140	12
1995	Heath Graham	372	1,730	15
1994	Heath Graham	238	1,479	8
1993	Kevin Bentley	239	850	6
1992	Tommy Waters	254	1,093	6
1991	Tommy Waters	302	1,412	7
1990	Brett Favre	317	1,671	7
1989	Brett Favre	424	2,563	14
1988	Brett Favre	370	2,256	16
1987	Brett Favre	251	1,433	16
1986	Andrew Anderson	262	1,258	8
1985	Andrew Anderson	262	1,317	15
1984	Robert Ducksworth	255	1,173	5
1983	Robert Ducksworth	275	1,490	11
1982	Reggie Collier	369	2,068	15
1981	Reggie Collier	292	2,009	18
1980	Reggie Collier	326	1,732	9
1979	Dane McDaniel	204	840	5
1978	Tiko Beal	179	698	4
1977	Ben Garry	226	1,165	10
1976	Ben Garry	236	1,236	8
1975	Jeff Bower	247	1,086	8
1974	Jeff Bower	303	1,279	10
1973	Jeff Bower	336	1,706	13
1972	Buddy Palazzo	396	1,913	8
1971	Rick Donegan	245	1,120	2
1970	Rick Donegan	385	1,582	9
1969	Rick Donegan	205	1,022	7
1968	Tommy Boutwell	420	1,914	16
1967	Tommy Boutwell	207	780	6
1966	Milo McCarthy	164	685	8
1965	Vic Purvis	353	1,128	8
1964	Vic Purvis	231	1,224	8
1963	Vic Purvis	207	870	2
1962	Billy Coleman	191	1,211	14
1961	Don Fuell	205	1,095	10
1960	Don Fuell	149	1,037	8
1959	Don Fuell	87	534	4
1958	George Sekul	123	833	10
1957	George Sekul	107	567	8
1956	Bobby Hughes	149	815	10
1955	George Herring	132	727	10
1954	Fred Smallwood	88	579	8
1953	Hugh Laurin Pepper	83	677	10
1952	Hugh Laurin Pepper	145	1,191	12
1951	Bucky McElroy	161	902	7
1950	Bobby Holmes	157	627	4
1949	Bobby Holmes	89	1,096	10
1948	Bubba Phillips	89	908	10
1947	Bubba Phillips	79	703	5

Pass Receiving

Year	Name	No.	Yards	TD
2016	Allenzae Staggers	63	1,165	7
2015	Mike Thomas	71	1,391	14
2014	Mike Thomas	41	592	5
2013	Markese Triplett	33	558	4
2012	Tracy Lampley	25	330	0
2011	Kelvin Bolden	58	671	7
2010	Johdrick Morris	50	684	4
2009	DeAndre Brown	47	785	9
2008	DeAndre Brown	67	1,117	12
2007	Torris Magee	44	632	3
2006	Shawn Nelson	36	506	3
2005	Shawn Nelson	35	540	5
2004	Antwon Courington	47	659	5
2003	Marvin Young	42	703	7
2002	Chris Johnson	50	673	3
2001	LeRoy Handy	59	823	3
2000	Shawn Mills	55	713	5
1999	Todd Pinkston	48	977	11
1998	Sherrod Gideon	66	1,186	13
1997	Sherrod Gideon	54	1,008	9
1996	Kendrick Lee	33	669	7
1995	Fred Brock	42	624	6
1994	Mark Montgomery	42	523	1
1993	Fred Brock	20	309	2
1993	Myreon McKinney	20	153	1
1992	Greg Reed	36	526	3
1991	Greg Reed	23	434	2
1990	Michael Jackson	25	358	2
1989	Darryl Tillman	30	468	2
1988	Alfred Williams	39	601	3
1987	Darryl Tillman	25	548	4
1986	Lyneal Alston	22	463	3
1985	Robert Ray Stallings	20	259	1
1984	Lyneal Alston	18	256	2
1983	Louis Lipps	42	800	5
1982	Louis Lipps	38	468	2
1981	Raymond Powell	20	254	1
1980	Marvin Harvey	28	359	3
1979	Marvin Harvey	18	292	3
	Larry Taylor	18	325	0
	Chuck Brown	18	258	0
1978	Chuck Brown	27	357	3
1977	John Cannon	19	295	0
1976	John Cannon	19	258	0
1975	Greg Pieper	29	446	1
1974	John Sawyer	26	390	3
1973	Harvey McGee	28	359	1
1972	Doug Parker	41	534	0
1971	Steve Broussard	26	463	3
1970	Billy Mikel	26	299	1
1969	Billy Mikel	47	774	9
1968	Danny Haley	40	504	1
1967	Danny Haley	23	278	1
1966	Clyde Dowd	17	329	3
1965	Robert Brown	17	262	3
1964	Bill Gorney	14	246	2
1963	Robert Brown	12	102	2
1962	Billy Lyons	16	272	4
1961	Charley Dedwyler	30	276	2
1960	Tommy Morrow	15	246	2
1959	Andin McLeod	12	164	2
1958	Bob Yencho	11	230	2
1957	J.C. Arban	6	124	2
1956	Jerry Taylor	17	284	5
1954	Leonard Williams	13	190	3
1954	Hub Waters	13	220	2
1955	Ted Trenton	9	101	0
1953	Hub Waters	21	350	3
1952	Bob McKellar	22	379	5
1951	Bob McKellar	23	385	2
1950	Ivan Rosamond	20	309	1
1949	Cliff Coggin	53	1,087	9
1948	Cliff Coggin	19	455	6
1947	Hindu Reynolds	12	230	1



Seasonal Leaders

Scoring

Year	Name	TD	PAT	FG	2-Pt	Pts
2016	Ito Smith	19	0-0	0	0	114
2015	Jalen Richard	17	0-0	0	0	102
2014	Corey Acosta	0	21-23	19	0	78
2013	Corey Acosta	0	24-24	11	0	57
2012	Corey Acosta	0	27-28	11	0	60
2011	Danny Hrapmann	0	61-62	23	0	130
2010	Danny Hrapmann	0	55-55	36	0	133
2009	Tory Harrison	10	0-0	0	0	60
2008	DeAndre Brown	12	0-0	0	0	72
2007	Damion Fletcher	15	0-0	0	1	92
2006	Darren McCaleb	0	42-42	16	0	90
2005	Darren McCaleb	0	38-39	23	0	107
2004	Darren McCaleb	0	27-31	16	0	75
2003	Darren McCaleb	0	31-32	14	0	73
2002	Curt Jones	0	29-29	15	0	74
2001	Dawayne Woods	12	0-0	0	0	72
2000	Brant Hanna	0	32-32	12	0	68
1999	Todd Pinkston	11	0-0	0	0	66
1998	Sherrod Gideon	13	0-0	0	2	82
1997	Harold Shaw	16	0-0	0	0	96
1996	Johnny Lomoro	0	32-36	9	0	59
1995	Chris Pierce	0	26-30	14	0	68
1994	Chris Pierce	0	22-26	9	0	49
1993	Johnny Lomoro	0	23-25	11	0	56
1992	Lance Nations	0	20-20	14	0	62
1991	Michael Welch	9	0-0	0	0	54
1990	Jim Taylor	0	18-18	15	0	63
1989	Rickey Bradley	11	0-0	0	0	66
1988	Chris Seroka	0	33-25	14	0	75
1987	Chris Seroka	0	31-32	9	0	58
1986	Shelton Gandy	10	0-0	0	0	60
1985	Rex Banks	0	27-27	13	0	66
1984	Rex Banks	0	18-18	16	0	66
1983	Steve Clark	0	15-26	16	0	73
1982	Sam DeJarnette	15	0-0	0	0	90
1981	Sammy Winder	12	0-0	0	0	72
1981	Reggie Collier	12	0-0	0	0	72
1980	Sammy Winder	20	0-0	0	0	120
1979	Ricky Floyd	13	0-0	0	0	78
1978	Randy Boyette	0	23-25	6	0	41
1977	Ben Garry	10	0-0	0	0	60
1976	Ben Garry	8	0-0	0	0	48
1975	Ben Garry	10	0-0	0	0	60
1974	Eddie Tate	4	0-0	0	0	24
1973	Ricky Palmer	1	23-25	6	0	47
1972	Doyle Orange	9	0-0	0	0	54
1971	Doyle Orange	12	0-0	0	0	72
1970	Larry Moulton	10	0-0	0	0	60
1969	Billy Mikel	9	0-0	0	0	54
1968	Tommy Boutwell	8	0-0	0	2	52
1967	Johnny Johnson	4	0-0	0	1	26
1966	Milo McCarthy	8	0-0	0	0	48
1965	Vic Purvis	6	0-0	0	0	36
1964	John Laird	0	15-15	6	0	33
1963	Rabbit Brown	5	0-0	0	0	30
1962	Johnny Sklopan	7	0-0	0	0	30
1961	Don Fuell	9	12-16	1	0	69
1960	Don Fuell	5	0-0	0	0	30
1959	Buddy Supple	5	2-5	0	0	32
1958	Bobby Lance	5	7-9	0	0	37
1957	Bobby Lance	4	1-1	0	0	25
1956	Bo Dickinson	6	0-1	0	0	36
1955	Lawrence Meeks	7	7-12	0	0	49
1954	Fred Smallwood	8	0-0	0	0	48
1953	H. Laurin Pepper	12	0-0	0	0	72
1952	H. Laurin Pepper	14	0-0	0	0	84
1951	Scrappy Hart	7	0-0	0	0	42
1951	Bucky McElroy	7	0-0	0	0	42
1950	Bubba Phillips	9	0-0	0	0	54
1949	Cliff Coggin	9	0-0	0	0	54
1949	Bubba Phillips	9	0-0	0	0	54
1948	Bubba Phillips	10	0-0	0	0	60
1947	Bubba Phillips	5	0-0	0	0	30

Punting

Year	Name	No.	Yards	Average
2016	Tyler Sarrazin	53	2,371	44.7
2015	Tyler Sarrazin	46	1,789	39.8
2014	Tyler Sarrazin	66	2,608	39.5
2013	Tyler Sarrazin	44	1,733	39.4
2012	Peter Boehme	63	2,520	40.0
2011	Peter Boehme	46	1,977	43.0
2010	Peter Boehme	50	1,960	39.2
2009	Peter Boehme	54	2,078	38.5
2008	Britt Barefoot	49	1,987	40.6
2007	Britt Barefoot	48	2,039	42.5
2006	Britt Barefoot	52	2,007	38.6
2005	Luke Johnson	53	2,378	44.9
2004	Luke Johnson	67	2,799	41.8
2003	Luke Johnson	79	3,326	42.1
2002	Mark Haulman	80	3,344	41.8
2001	Mark Haulman	65	2,751	42.3
2000	Mark Haulman	76	3,140	41.3
1999	Jamie Purser	54	2,274	42.1
1998	Jamie Purser	51	2,105	41.3
1997	Jack Gabriel	52	2,021	38.9
1996	Jamie Purser	44	1,758	40.0
1995	Chris Pierce	70	2,932	41.9
1994	Chris Pierce	58	2,251	38.8
1993	Eric Estes	62	2,442	39.4
1992	Eric Estes	63	2,523	40.0
1991	Scott Bryant	61	2,408	39.5
1990	Scott Bryant	68	2,626	38.6
1989	Scott Bryant	61	2,559	42.0
1988	Scott Bryant	61	2,443	40.0
1987	Billy Knighten	65	2,557	39.3
1986	Billy Knighten	64	2,667	41.7
1985	Billy Knighten	57	2,398	42.1
1984	Billy Knighten	67	2,685	40.1
1983	Larry Boyd	60	2,429	40.5
1982	Bruce Thompson	51	2,101	41.2
1981	Bruce Thompson	55	2,159	39.3
1980	Bruce Thompson	63	2,572	40.8
1979	Bruce Thompson	68	2,685	39.5
1978	Mike Wright	69	2,833	41.1
1977	Mike Wright	82	3,304	40.3
1976	Mike Wright	68	2,908	42.8
1975	Ricky Palmer	23	777	33.8
1974	Ricky Palmer	50	1,817	36.3
1973	Ricky Palmer	59	2,272	38.5
1972	Ray Guy	58	2,680	46.2
1971	Ray Guy	73	3,129	42.9
1970	Ray Guy	69	3,125	45.3
1969	John Hale	69	2,625	38.0
1968	Sonny Orrell	431	1,632	37.9
1967	Dickie Dunaway	58	2,430	41.9
1966	Dickie Dunaway	78	3,156	40.5
1965	Dickie Dunaway	63	2,587	41.1
1964	John Laird	45	1,535	34.1
1963	John Laird	45	1,620	36.0
1962	Jerrel Wilson	33	1,242	37.6
1961	Jerrel Wilson	24	911	38.0
1960	Morris Meador	22	770	35.0
1959	Morris Meador	16	454	28.4
1958	George Sekul	21	691	32.9
1957	Jack May	20	744	37.2
1956	Bo Dickinson	29	1,172	40.4
1955	George Herring	36	1,398	38.8
1954	George Herring	26	978	37.4
1953	Bucky McElroy	34	1,136	33.4
1952	Bucky McElroy	27	1,042	38.5
1951	Scrappy Hart	63	2,336	37.5
1950	Clint Arnold	73	2,602	35.6
1949	Clint Arnold	46	1,539	33.5
1948	Benny Ray Nobles	43	1,482	34.5
1947	Benny Ray Nobles	55	1,965	35.7



Seasonal Leaders

Punt Returns

Year	Name	No.	Yards	Avg.	TD
2016	Allenzae Staggers	21	205	9.8	1
2015	Jalen Richard	20	92	4.6	0
2014	Casey Martin	15	134	8.9	0
2013	Jalen Richard	4	67	16.8	0
2012	Tracy Lampley	4	31	7.8	0
2011	Tracy Lampley	31	356	11.5	1
2010	Tracy Lampley	29	126	6.3	0
2009	Tracy Lampley	23	334	14.5	1
2008	Andre Watson	22	179	7.7	0
2007	Brandon Sumrall	15	68	4.5	0
2006	Jasper Faulk	23	197	8.6	0
2005	Jasper Faulk	22	166	7.5	0
2004	John Eubanks	21	161	7.7	0
2003	Marvin Young	33	450	13.6	1
2002	Marvin Young	29	388	13.4	0
2001	Kenneth Johnson	13	77	5.9	0
2000	Kenneth Johnson	24	333	13.9	0
1999	Shawn Mills	21	304	14.5	0
1998	Eddie Shaw	30	293	9.8	1
1997	Sherrod Gideon	33	347	10.5	0
1996	Kendrick Lee	22	284	12.9	0
1995	Ryan Pearson	19	96	5.1	0
1994	L.T. Gulley	14	135	9.6	0
1993	L.T. Gulley	18	214	11.9	0
1992	Perry Carter	18	48	2.7	0
1991	Perry Carter	20	216	10.8	1
1990	Tony Smith	38	507	13.3	2
1989	Tony Smith	26	275	10.6	0
1988	James Henry	23	309	13.4	2
1987	James Henry	41	556	13.6	4
1986	Andrew Mott	35	438	12.5	1
1985	Andrew Mott	44	465	10.6	0
1984	Andrew Mott	35	347	9.9	2
1983	Louis Lipps	40	462	11.6	0
1982	Louis Lipps	23	280	12.2	1
1981	Ricky Floyd	31	295	9.5	1
1980	Ricky Floyd	28	252	9.0	0
1979	Ricky Floyd	27	189	7.0	1
1978	Ricky Floyd	23	172	7.5	0
1977	Willie Tullis	21	127	6.0	0
1976	Malachi Henry	23	234	10.2	1
1975	Malachi Henry	25	194	7.8	0
1974	Barry Gibson	9	47	5.2	0
1973	Brad Byrne	24	152	6.3	0
1972	Barry Gibson	12	133	11.1	1
1971	Johnny Dragg	13	126	9.7	0
1970	Gerry Saggus	15	120	8.0	1
1969	Arnold Thomas	20	300	15.0	1
1968	Larry Ussery	20	168	8.4	0
1967	Steve Fore	24	293	12.2	2
1966	Tommy Brennon	32	198	6.2	0
1965	Billy Devrow	15	154	10.3	0
1964	Herman Nall	6	40	6.7	0
1963	Tommy Youmans	15	84	5.6	0
1962	Jimmy Havard	7	61	8.7	0
1961	Don Fuell	13	146	11.2	0
1960	Tommy Morrow	11	80	7.3	0
1959	Buddy Supple	13	105	8.0	0
1958	Willie Coats	7	54	7.7	0
1957	J.C. Arban	10	71	7.1	—
1956	J.C. Arban	13	161	12.4	—
1955	J.C. Arban	6	72	12.0	0
	Ted Trenton	6	62	10.3	0
1954	Carl Bolt	9	133	14.7	0
1953	Billy Jarrell	13	194	14.9	0
1952	Milton White	20	234	11.7	1
1951	Milton White	14	141	10.1	0
1950	Bubba Phillips	11	210	19.1	1
1949	Bobby Holmes	6	209	34.8	2
	Bubba Phillips	6	168	28.0	0
1948	Bubba Phillips	17	215	12.6	0
1947	Bubba Phillips	15	106	7.1	0

Kickoff Returns

Year	Name	No.	Yards	Avg.	TD
2016	Tez Parks	19	368	19.4	0
2015	Mike Thomas	15	311	20.7	0
2014	Mike Thomas	26	625	24.0	1
2013	Justin Sims	19	417	21.9	0
2012	Justin Sims	19	429	22.6	0
2011	Tracy Lampley	19	405	21.3	0
2010	Reggie Hunt	16	417	26.1	0
2009	Freddie Parham	38	961	25.3	1
2008	Freddie Parham	28	620	22.1	0
2007	Tory Harrison	38	870	22.9	0
2006	Brandon Sumrall	19	401	21.1	0
2005	John Eubanks	28	678	24.2	0
2004	John Eubanks	21	618	29.4	1
2003	John Eubanks	17	499	29.4	1
2002	John Eubanks	22	526	23.9	0
2001	Chris Johnson	14	309	22.1	0
2000	Raymond Walls	16	329	20.6	0
1999	Shawn Mills	14	277	19.8	0
1998	Brandon Francis	19	448	23.6	0
1997	Eric Booth	22	766	34.8	2
1996	Eric Booth	12	352	29.3	0
1995	Fred Brock	17	411	24.2	1
1994	Chris Buckhalter	11	314	28.5	0
1993	Barry Boyd	24	587	24.5	0
1992	Terryl Ulmer	19	438	23.1	0
1991	Tony Smith	11	271	24.6	0
1990	Terryl Ulmer	14	336	24.0	0
1989	Darryl Tillman	27	607	22.5	0
1988	James Henry	22	416	18.9	0
1987	Darryl Tillman	26	646	24.8	0
1986	Andrew Mott	8	730	22.1	0
1985	Andrew Mott	9	188	20.9	0
1984	Sam Dejarnette	13	234	18.0	0
	Vincent Alexander	13	233	17.9	0
1983	Sam Dejarnette	8	165	20.6	0
1982	Sam Dejarnette	16	405	25.3	1
1981	Ricky Floyd	10	222	22.2	0
1980	Mike Woodard	11	165	15.0	0
1979	Chuck Cook	20	375	18.8	0
1978	Chuck Cook	16	364	22.8	0
1977	Willie Tullis	34	760	22.4	0
1976	Carlos Montgomery	18	393	21.8	0
1975	Curtis Dickey	11	233	21.2	0
1974	Carlos Montgomery	14	359	25.6	0
1973	Carlos Montgomery	10	198	19.8	0
1972	Brad Byrne	10	188	18.8	0
1971	Willie Heidelberg	15	363	24.2	0
1970	Willie Heidelberg	26	515	19.8	0
1969	Arnold Thomas	31	585	18.9	0
1968	Larry Moulton	13	210	16.2	0
1967	Johnny Johnson	13	267	20.5	0
1966	Tommy Brennon	15	348	23.2	0
1965	Glen Bynum	7	115	16.4	0
1964	Herman Nall	10	252	25.2	1
1963	Herman Nall	7	148	21.1	0
1962	John Sklopan	6	142	23.7	0
1961	Don Fuell	8	224	28.0	0
1960	Tommy Morrow	11	80	7.3	0
1959	Buddy Supple	9	185	20.6	0
1958	George Sekul	5	107	21.4	0
	Bobby Lance	5	96	19.2	0
1957	J.C. Arban	3	53	17.7	0
	Lawrence Meeks	3	61	20.3	0
1956	J.C. Arban	6	135	22.5	—
1955	Fred Smallwood	5	145	29.0	0
1954	Brooks Tisdale	8	176	22.0	0
1953	Jackson Brumfield	4	18	4.2	0
	Billy Jarrell	4	60	15.0	0
1952	Bucky McElroy	9	148	16.4	0
1951	Bucky McElroy	13	276	21.2	0
1950	Morris Brown	9	122	13.5	—
1949	Morris Brown	4	79	19.8	—
	Ed Langford	4	74	18.5	—
1948	Bubba Phillips	15	350	23.3	2



Seasonal Leaders

Tackles (Since 1971)

Year	Name	Tackles
2016	D’Nerius Antoine	86
2015	D’Nerius Antoine	103
2014	Jacorius Cotton	73
2013	DeBarrius Miller	92
2012	Jamie Collins	92
2011	Ronnie Thornton	111
2010	Korey Williams	92
2009	Korey Williams	121
2008	Gerald McRath	137
2007	Gerald McRath	139
2006	Gerald McRath	104
2005	Kevis Coley	150
2004	Michael Boley	125
2003	Rod Davis	164
2002	Rod Davis	168
2001	Rod Davis	100
2000	Chad Williams	114
1999	T. J. Slaughter	138
1998	T. J. Slaughter	147
1997	Lytrel Pollard	114
1996	Marchant Kenney	141
1995	Eugene Harmon	120
1994	Eugene Harmon	96
1993	Tyrone Nix	107
1992	Tyrone Nix	137
1991	Thad McDowell	122
1990	Arnie Williams	135
1989	William Kirksey	146
1988	George Hill	104
1987	Onesimus Henry	150
1986	Sidney Coleman	132
1985	Onesimus Henry	121
1984	Greg Haeusler	144
1983	Bud Brown	123
1982	Jerald Baylis	102
1981	Greg Kelly	133
1980	Ron Brown	125
1979	Ronald “Clump” Taylor	143
1978	Ronald “Clump” Taylor	148
1977	Ronald “Clump” Taylor	134
1976	Freeman Horton	87
1975	Ronald Cheatham	132
1974	Ronald Cheatham	177
1973	Mike Denney	117
1972	Mike Denney	185
1971	Kyle Gantt	130

Interceptions

Year	Name	No.	Yards	Avg.	TD
2016	Four Tied with	2	—	—	—
2015	Kalan Reed	4	116	29.0	2
2014	Three Tied with	2	—	—	—
2013	Six Tied with	1	—	—	—
2012	Five Tied with	1	—	—	—
2011	Deron Wilson	4	114	28.5	2
2010	Justin Wilson	4	17	4.2	0
2009	Eddie Hicks	5	62	12.4	0
2008	Eddie Hicks	4	10	2.5	0
	Justin Wilson	4	3	0.8	0
2007	Brandon Sumrall	6	101	16.8	1
2006	LeVance Richmond	4	69	17.2	0
	Caleb Hendrix	4	8	2.0	0
2005	Brandon Sumrall	4	43	10.8	0
	John Eubanks	4	1	0.2	0
2004	Trevis Coley	4	39	9.8	0
2003	Etric Pruitt	3	32	10.7	0
	Greg Brooks	3	24	8.0	0
	Trevis Coley	3	18	6.0	0
2002	Etric Pruitt	6	96	16.0	1
2001	Leroy Johnson	3	0	0.0	0
	Greg Brooks	3	0	0.0	0
2000	Leo Barnes	5	123	24.6	3
1999	Leo Barnes	3	100	33.3	1

	Terrence Parrish	3	6	2.0	1
1998	Leo Barnes	3	31	10.3	0
1997	Patrick Surtain	6	127	21.2	0
1996	Patrick Surtain	6	77	12.8	0
1995	Rod Thomas	3	81	27.0	1
1994	Derrick Hervey	5	121	24.2	1
1993	Perry Carter	4	91	22.8	1
1992	Perry Carter	5	159	31.8	3
1991	Pat Wyn	3	25	8.3	0
	Derrick Hoskins	3	24	8.0	0
1990	Kerry Valrie	6	159	26.5	2
1989	Kerry Valrie	2	65	32.5	0
	Kerry Williams	2	15	7.5	0
	Ben Washington	2	15	7.5	0
1988	Kerry Valrie	3	1	0.3	0
1987	Darrell Williams	5	10	2.0	0
1986	Onesimus Henry	2	54	27.0	1
	Darrell Williams	2	19	9.5	0
1985	James Cooper	5	91	18.2	1
1984	Tim Smith	3	79	26.3	1
1983	James Cooper	4	84	21.0	1
1982	Bud Brown	5	54	10.8	0
	Eddie Ray Walker	5	18	3.6	0
1981	Danny Jackson	5	33	6.6	0
1980	Chuck Cook	3	43	14.3	0
1979	David Odom	6	25	4.2	0
1978	Hanford Dixon	4	2	0.5	0
1977	Mike Crenshaw	3	57	19.0	0
	David Odom	3	45	15.0	0
1976	Don Law	6	75	12.5	0
1975	Ronald Cheatham	3	25	8.3	0
1974	Rick Gemmel	3	63	21.0	0
	Don Law	3	46	15.3	0
1973	Norris Thomas	3	43	14.3	1
	Eugene Bird	3	49	16.3	0
1972	Ray Guy	8	139	17.4	0
1971	Doug White	6	70	11.7	0
1970	Ray Guy	5	97	19.4	0
	Craig Logan	5	71	14.2	0
1969	Craig Logan	3	52	17.3	1
1968	Mike Harris	4	34	8.5	0
1967	Steve Fore	7	60	8.6	0
1966	Billy Devroe	5	71	14.2	0
1965	Billy Devroe	8	45	5.6	0
1964	Robert Brown	3	39	13.0	0
1963	James Berry	4	63	15.8	0
	Hamon Brennon	4	8	2.0	0
1962	James Berry	4	84	21.0	1
1961	Billy Coleman	2	81	40.5	1
	Mike Olander	2	14	7.0	0
1960	Tommy Morrow	4	17	4.1	0
1959	Rene Lorio	3	26	8.7	0
1958	Arnold Spence	2	6	3.0	0
1957	George Sekul	5	63	12.6	0
1956	Doug Barfield	2	24	12.0	0
	Jack May	2	6	3.0	0
1955	Bill Martin	3	123	41.0	1
1954	Carl Bolt	4	52	13.0	0
1953	Billy Jarrell	4	—	—	—
1952	Milton White	6	89	14.8	0
	Jackie Howard	6	78	13.0	0
1951	Milton White	5	55	11.0	0
1950	Bubba Phillips	6	111	18.5	1
1949	Bubba Phillips	8	191	23.9	1
1948	Frank Spruiell	7	189	27.0	0
	Bubba Phillips	7	110	15.7	0
1947	Three Tied with	4	—	—	—



M.M. Roberts Stadium Records

Single-Game Records

Since 1976

Rushing

Most Yards Gained

USM Individual: 304 by Sam DeJarnette against Florida State, 1982

Opponent Individual: 262 by Jordan Howard of UAB, 2014

USM Team: 463 against UAB, 2008

Opponent Team: 404 by Florida State, 1987

Two Teams: 690 against UL Lafayette, 2008

Most Attempts

USM Individual: 43 by Sam DeJarnette against Florida State, 1982

Opponent Individual: 43 by Kevin Smith at UCF, 2007

USM Team: 73 against Louisville, 1982

Opponent Team: 72 by Mississippi, 1976

Two Teams: 117 USM against Mississippi State, 1976

Most Touchdowns

USM Individual: 5 by Austin Davis against UAB, 2008

Opponent Individual: 3 by Remi Watson of Marshall, 2014; Paul Smith of Tulsa, 2005

USM Team: 9 against UAB, 2008

Opponent Team: 7 by Marshall, 2014

Two Teams: 9 against Marshall, 2014; UAB, 2008; Samford, 1994

Longest Gain

USM Individual: 86 by Ito Smith against Savannah State, 2016

Opponent Individual: 83 by Steward Butler, Marshall, 2014

Passing

Most Attempts

USM Individual: 53 by Allan Bridgford against Texas State, 2013

Opponent Individual: 59 by Deontey Kenner of Cincinnati, 1999

USM Team: 53 vs. Charlotte, 2016; Texas State, 2013

Opponent Team: 59 by Cincinnati, 1999

Two Teams: 102 against East Carolina, 1995

Most Completions

USM Individual: 30 by Nick Mullens vs. Miss. State, 2015; Austin Davis vs. UAB, 2010

Opponent Individual: 35 by Deontey Kenner of Cincinnati, 1999; by Martin Hankins of Memphis, 2007

USM Team: 32 vs. LA Tech, 2014; vs. Charlotte, 2016

Opponent Team: 35 by Cincinnati, 1999; by Memphis, 2007

Two Teams: 59, against Louisiana Tech, 2014

Most Yards Gained

USM Individual: 591 by Nick Mullens vs. Rice, 2016

Opponent Individual: 467 by David Piland of Houston, 2010

USM Team: 591 against Rice, 2017

Opponent Team: 467 by Houston, 2010

Two Teams: 802, against Louisiana Tech, 2014

Highest Completion Percentage

USM Team: .875 (7-8) against UAB, 2008

Opponent Team: .800 (16-20) by Rice, 2016

Two Teams: .732 (41-56) against Rice, 2016

Most Interceptions

USM Individual: 4 by Stephen Reaves against Rice, 2007; by Dustin Almond against Tulsa, 2005; Jeff Kelly against Louisville, 2000; Tommy Waters against Pittsburgh, 1993; Brett Favre against Florida State, 1987

Opponent Individual: 6 by Bradley of Arkansas State, 1979

USM Team: 5 against Florida State, 1987

Opponent Team: 6 by Louisville, 1982; Arkansas State, 1979

Two Teams: 7 against Florida State, 1987; Louisville 1982, Louisiana Tech, 1984; Arkansas State, 1979

Most Touchdowns

USM Individual: 5 by Dustin Almond against UCF, 2005; Lee Roberts against Louisiana-Lafayette, 1998

Opponent Individual: 5 by Jeff Blake of East Carolina, 1991

USM Team: 5 against UCF, 2005; against Houston, 2001; against Louisville, 1998; against Louisiana-Lafayette, 1998

Opponent Team: 5 by East Carolina, 1991

Two Teams: 8 against UCF, 2005

Longest Pass

USM Individual: 97 by Austin Davis against East Carolina, 2008

Opponent Individual: 84 by by Cody Sokol, Louisiana Tech, 2014; Rusty Trail, Memphis, 1988

Total Offense

Most Plays

USM Individual: 57 by Austin Davis against UAB, 2010

Opponent Individual: 69 by Jameel Sewell of Virginia, 2009

USM Team: 96 against Louisiana Tech, 1982

Opponent Team: 96 by Cincinnati, 1999

Two Teams: 174 against UAB, 2010

Most Yards Gained

USM Individual: 604 by Nick Mullens against Rice, 2016

Opponent Individual: 484 by G.J. Kinne of Tulsa, 2009

USM Team: 702 against Rice, 2016

Opponent Team: 629 by Marshall, 2012

Two Teams: 1,133 against Houston, 2010

Receiving

Most Receptions

USM Individual: 12 by Tyre'oune Holmes vs. Texas State, 2013; by D.J. Thompson vs. LA Tech, 2016

Opponent Individual: 17 by Damaris Johnson of Tulsa, 2009

Most Yards Gained

USM Individual: 292 by Allenzae Staggers vs. Rice, 2016

Opponent Individual: 196 by Damaris Johnson of Tulsa, 2009

Most Touchdowns

USM Individual: 3 by Allenzae Staggers vs. Rice, 2016; Mike Thomas vs. North Texas, 2015; Todd Pinkston vs. Louisiana-Lafayette, 1999; by Sherrod Gideon vs. Louisiana-Lafayette, 1998

Opponent Individual: 3 by Hannibal Thomas of Cincinnati, 2004; Mike Jones, UAB, 2010

Punting

Most Punts

USM Individual: 10 by Mark Haulman against Illinois, 2002; by Billy Knighten against Jackson State, 1987

Opponent Individual: 13 by Bruce Gartman of Arkansas State, 1980

USM Team: 10 against Illinois, 2002; against Northwestern (La.) State, 1984; and Jackson State, 1987

Opponent Team: 13 by Arkansas State, 1980

Two Teams: 20 vs. East Carolina, 2000; Memphis, 2000

Highest Average

USM Individual: 59.5 by Mark Haulman against Houston, 2001

Opponent Individual: 50.1 by Shane Lechier of Texas A&M, 1998

USM Team: 59.5 against Houston, 2001

Opponent Team: 50.1 by Texas A&M, 1998

Two Teams: 53.6 against Louisiana Tech, 2016

Most Yardage

USM Individual: 441 by Mark Haulman against Illinois, 2002

Opponent Individual: 601 by Bruce Gartman of Arkansas State, 1980

USM Team: 441 against Illinois, 2002

Opponent Team: 601 by Arkansas State, 1980

Two Teams: 834 USM against Texas A&M, 1998

Longest Punt

USM Individual: 76 by Eric Estes against Tulsa, 1992; Luke Johnson vs. USF, 2003

Opponent Individual: 72 by Mark Delozier of Tulsa, 1992; Kaare Vedvik of Marshall, 2016

Scoring

Most Points

USM Individual: 30 by Austin Davis against UAB, 2008

Opponent Individual: 24 by Remi Watson of Marshall, 2014; Charles Clay of Tulsa, 2009

USM Team: 70 against UAB, 2008

Opponent Team: 63 by Marshall, 2014

Two Teams: 100 against Houston, 2010

Most Touchdowns

USM Individual: 5 by Austin Davis against UAB, 2008

Opponent Individual: 4 by Remi Watson of Marshall, 2014; Charles Clay of Tulsa, 2009

USM Team: 10 against UAB, 2008

Opponent Team: 9 by Marshall, 2014

Two Teams: 13 against UAB, 2010; Houston, 2010

Most Points by Kick

USM Individual: 19 by Danny Hrapmann against East Carolina, 2010

Opponent Individual: 13 by Derrek Schmidt of Florida State, 1987

Two Teams: 27, against UCF, 2011; East Carolina, 2010

Most Extra Points Attempted

USM Individual: 10 by Britt Barefoot against UAB, 2008

Opponent Individual: 9 by Justin Haig of Marshall, 2012

USM Team: 10 against UAB, 2008

Opponent Team: 9 by Marshall, 2014

Most Extra Points Made

USM Individual: 10 by Britt Barefoot against UAB, 2008

Opponent Individual: 9 by Justin Haig of Marshall, 2014

USM Team: 10 against UAB, 2008

Opponent Team: 9 by Marshall, 2014

Two Teams: 13 USM against Houston, 2010

Most Field Goals Attempted

USM Individual: 5 by Danny Hrapmann against East Carolina, 2010; Danny Hrapmann vs. UCF, 2011; Curt Jones vs. Louisville, 2002; by Chris Seroka vs. Memphis, 1988

Opponent Individual: 4 by Matt Reagan of Memphis, 2009; Ben Hartman of East Carolina, 2008; Bart Baldwin of Tulane, 1993; Dave Marler of Mississippi State, 1978

USM Team: 6 against UTEP, 2008

Opponent Team: 5 by Tulane, 1993

Two Teams: 9 against Tulane, 1993

Most Field Goals Made

USM Individual: 5 by Danny Hrapmann vs. UCF, 2011; Danny Hrapmann vs. East Carolina, 2010; Darren McCaleb vs. Tulane, 2005; Chris Seroka against Memphis, 1988

Opponent Individual: 3 by Nick Cattoi of UCF, 2011; Russell Bynum of Texas A&M, 1998; Don Glossoon of Memphis, 1984; Matt Reagan of Memphis, 2009

USM Team: 5 vs. UCF, 2011; East Carolina, 2010

Opponent Team: 3 by UCF, 2011; Texas A&M, 1998; Memphis, 1984; Louisville, 1984

Two Teams: 8 against UCF, 2011

Longest Field Goals Made

USM: 55 by Chris Seroka against UK-Monroe, 1987



M.M. Roberts Stadium Records

Opponent: 54 by Warren Hardy, East Carolina, 2012; John Deraney of NC State, 2006

Interceptions

Most Interceptions

USM Individual: 2, 17 times; most recently by Picasso Nelson, Jr. vs. LA Tech, 2016

Opponent Individual: 3 by Anthony Floyd, Louisville, 2000

USM Team: 6 against Louisville, 1982; Arkansas St., 1979

Opponent Team: 5 by Florida State, 1987

Two Teams: 7 against Florida State, 1987; Arkansas State, 1979

Longest Return

USM: 100 by Kendrick Presley vs. Memphis, 2011

Opponent: 74 by Barry Minter of Tulsa, 1992

Longest Touchdown Return

USM: 100 by Kendrick Presley vs. Memphis, 2011

Opponent: 74 by Barry Minter of Tulsa, 1992

Punt Returns

Most Punt Returns

USM Individual: 7 by Andrew Mott against Louisiana Tech, 1984; Ricky Floyd against Louisiana-Lafayette, 1981

Opponent Individual: 6 by Damien Dorsey of Louisville, 2002; by Ryan Johnson of Memphis, 2000; by David Fischer of Mississippi, 1976

USM Team: 8 against Louisiana-Lafayette, 1998

Opponent Team: 7 by Mississippi State, 1976

Two Teams: 12 USM against Louisiana Tech, 1984

Most Return Yards

USM Individual: 146 by James Henry against East Carolina, 1987

Opponent Individual: 91 by Eugene Wilson of Illinois, 2002

USM Team: 146 against East Carolina, 1987

Opponent Team: 91 by Illinois, 2002

Two Teams: 155 against East Carolina, 1987

Most Touchdowns

USM Individual: 2 by James Henry against East Carolina, 1987

Opponent Individual: 1 by Ed Rolle of Charlotte, 2016; Eugene Wilson of Illinois, 2002; by Don Stokes of Virginia Tech, 1988; by Bill Ragans of Florida State, 1987; by Scott Warren of Florida State, 1977

USM Team: 2 against Virginia Tech, 1988; East Carolina, 1987

Opponent Team: 1 by Charlotte, 2016; Illinois, 2002; by Virginia Tech, 1988; by Florida State, 1987 and 1977

Two Teams: 3 against Virginia Tech, 1988

Longest Return

USM: 89 by James Henry against ULM, 1987

Opponent: 70 by Eugene Wilson of Illinois, 2002

Kickoff Returns

Most Kickoff Returns

USM Individual: 6 by Justin Sims against North Texas, 2013; Marshall, 2012; Tracy Lampley against Boise State, 2012; Darryl Tillman against Florida State, 1987

Opponent Individual: 8 by Tyron Carrier, Houston; Frantrell Forrest of UAB, 2008; Anthony Jordan of Samford, 1994

USM Team: 10 against Marshall, 2012

Opponent Team: 9 by Houston, 2010; East Carolina, 2010; UAB, 2008; Samford, 1994

Two Teams: 17 against East Carolina, 2010

Most Return Yards

USM Individual: 158 by John Eubanks against Houston, 2004

Opponent Individual: 204 by Tyron Carrier, Houston, 2010

USM Team: 185 against Houston, 2004

Opponent Team: 303 by East Carolina, 2010

Two Teams: 445 against Houston, 2010

Most Touchdowns

USM Individual: 1 by Mike Thomas against UAB, 2014; Freddie Parham against Virginia, 2009; John Eubanks against Houston, 2004; by Tony Smith against East Carolina, 1989; and by Tony Smith against Tulane, 1989

Opponent Individual: 1 by 10 players, last by Brandon Holloway of Mississippi State, 2015

USM Team: 1 against UAB, 2014; Virginia, 2009; Houston, 2004; East Carolina, 1989, Tulane, 1989

Opponent Team: 1 by 10 teams, last by Mississippi State, 2015

Two Teams: 2 against UAB, 2014

Longest Return

USM: 100 by Mike Thomas, against UAB, 2014; Freddie Parham against Virginia, 2009

Opponent: 100 by Brandon Holloway of Mississippi State, 2015; by Troy Evans of Marshall, 2010

Miscellaneous

Longest Fumble Recovery

USM Individual: 75 by Marquese Wheaton against Rice, 2011

Opponent Individual: 96 by Xavier Webb of Rice, 2011

Fumbles

USM: 7 against Louisville, 1982; Louisiana Tech, 1982; and Delta State, 1991

Opponents: 8 by Louisiana Tech, 1983; and Louisiana-Monroe, 1987

Two Teams: 12 against Louisville, 1982; Memphis, 1979

Fumbles Lost

USM: 4 against four teams, most recently Texas State, 2013

Opponents: 5 by Mississippi State, 1976

Two Teams: 9 against Louisville, 1988

Turnovers

USM: 7 by against Rice, 2007; against Louisiana Tech, 1982

Opponents: 8 by Louisville in 1982

Two Teams: 11 against Louisville, 1982; Louisiana Tech, 1982; Arkansas State, 1979

Penalties

USM: 16 against Troy, 2016

Opponents: 16 by Louisiana-Lafayette, 1996; by TCU, 2001

Two Teams: 30 against Louisiana-Lafayette, 1996

Yards Penalized

USM: 153 against East Carolina, 2010

Opponents: 144 by Louisiana-Lafayette, 1996

Two Teams: 242 against Marshall, 2010

First Downs

USM: 34 against Alcorn State, 2009

Opponents: 33 by Tulsa, 2009

Two Teams: 61 against UAB, 2010

First Downs Rushing

USM: 23 against Alcorn State, 2009; Louisiana-Lafayette, 1982; and Lamar, 1981

Opponents: 29 by Florida State, 1987

Two Teams: 50 against North Texas, 1979

First Downs Passing

USM: 19 against Louisiana Tech, 2014

Opponents: 26 by Tulsa, 2009

Two Teams: 40 against Tulsa, 2009

First Down by Penalty

USM: 7 against UAB, 2014

Opponents: 6 by East Carolina, 2010; Louisiana-Monroe, 1982

Two Teams: 9 USM against East Carolina, 2010

M.M. Roberts Stadium Series Records Since 1976

School	Series Began	Last Meeting	Won	Lost
Alcorn State	2009	2014	2	0
Appalachian State	2014	2014	1	0
Arkansas State	1977	2007	3	1
Army	1999	1999	1	0
Austin Peay	2015	2015	1	0
Boise State	2008	2012	0	2
Bowling Green	1978	1978	1	0
California	2004	2004	0	1
Charlotte	2016	2016	0	1
Cincinnati	1976	2004	5	2
Colorado State	1991	1991	1	0
Delta State	1990	1991	2	0
East Carolina	1978	2012	9	7
Florida Atlantic	2013	2013	0	1
FIU	2013	2013	0	1
Florida State	1977	1987	0	4
Houston	1997	2010	5	0
Illinois	2002	2002	1	0
Jackson State	1987	2002	2	0
Kansas	2010	2010	1	0
Lamar	1980	1981	2	0
Louisiana-Lafayette	1981	2008	14	2
Louisiana-Monroe	1982	1993	3	1
Louisiana Tech	1977	2016	7	3
Louisville	1978	2012	9	4
Marshall	2006	2016	3	3
McNeese State	2005	2005	1	0
Memphis	1976	2011	15	2
Middle Tennessee	2013	2013	0	1
Mississippi State	1976	2015	1	3
Nebraska	2003	2003	0	1
Nevada	1997	1997	1	0
North Carolina State	2006	2006	1	0
North Texas	1977	2015	2	2
Northern Illinois	1995	1995	1	0
Northwestern (La.) State	1984	1999	3	1
Oklahoma State	2001	2001	1	0
Old Dominion	2015	2015	1	0
Ole Miss	1976	1976	0	1
Pittsburgh	1993	1993	0	1
Prairie View A&M	2010	2010	1	0
Rice	2007	2016	2	2
Richmond	1980	1983	2	0
SMU	2007	2011	2	0
Samford	1994	1994	1	0
Savannah State	2016	2016	1	0
Southeastern La.	2006	2011	2	0
Stephen F. Austin	1988	1988	1	0
TCU	2001	2003	1	1
Tennessee-Martin	2007	2007	1	0
Texas A&M	1998	1998	0	1
Texas Arlington	1976	1981	2	0
Texas State	2013	2013	0	1
Troy	2016	2016	0	1
Tulane	1979	2009	12	3
Tulsa	1992	2009	3	1
UAB	2001	2014	4	3
UCF	2005	2011	3	1
USF	2000	2003	2	0
UTEP	2008	2015	1	2
UTSA	2015	2015	1	0
Utah State	1996	1996	1	0
Virginia	2009	2009	1	0
Virginia Tech	1988	1994	1	1

Largest Home Football Crowds

Date	Opponent	Attendance	Result
9/5/15	Mississippi State	36,641	L/16-34
9/5/09	Alcorn State	36,232	W/52-0
9/25/03	Nebraska	36,152	L/14-38
8/31/02	Jackson State	35,169	W/55-7
9/9/89	Mississippi State	34,189	L/23-26
9/15/12	East Carolina	34,140	L/14-24
10/31/87	Jackson State	33,687	W/17-7
9/19/98	Texas A&M	33,233	L/6-24
8/31/95	Northern Illinois	33,092	W/45-13
9/25/76	Ole Miss	33,000	L/0-28
11/5/11	UCF	32,925	W/30-29
9/20/08	Louisiana-Lafayette	32,792	W/51-21
9/19/81	Tulane	32,756	W/21-3
10/22/11	SMU	32,685	W/27-3
11/20/10	Houston	32,606	W/59-41

Largest Football Crowds In Front Of Which Southern Miss Has Played

Date	Opponent	Stadium	Attendance	Result
9/2/00	Tennessee	Neyland	108,064	L/16-19
11/8/97	Tennessee	Neyland	107,073	L/20-44
9/8/07	Tennessee	Neyland	106,311	L/19-39
11/13/01	Penn State	Beaver	106,158	L/20-38
10/15/16	LSU	Tiger	102,164	L/10-45
9/13/14	Alabama	Bryant-Denny	101,821	L/12-52
9/5/98	Penn State	Beaver	96,617	L/6-34
9/7/13	Nebraska	Memorial	90,466	L/13-56
11/4/95	Tennessee	Neyland	93,433	L/0-42
9/2/06	Florida	Ben-Hill Griffin	90,043	L/7-34
9/26/15	Nebraska	Memorial	89,899	L/28-36
9/6/08	Auburn	Jordan-Hare	87,451	L/13-27
11/5/94	Florida	Ben-Hill Griffin	85,446	L/17-55
8/30/97	Florida	Ben-Hill Griffin	85,439	L/6-21
9/11/12	Nebraska	Memorial	84,425	L/20-49
11/10/90	Auburn	Jordan-Hare	85,214	W/13-12
9/21/02	Alabama	Bryant-Denny	83,818	L/7-20
10/30/99	Alabama	Bryant-Denny	83,818	L/14-35
10/31/98	Alabama	Bryant-Denny	83,818	L/20-30



Opponent Records

Individual

Longest Non-Touchdown Run From Scrimmage: 92 by Jarveon Williams of UTSA, 2016

Longest Touchdown Run: 98 by Stanley Howell of Mississippi State, 1979

Most Carries: 43 by Kevin Smith of UCF, 2007

Most Yards Rushing: 262 by Jordan Howard of UAB, 2014

Most Rushing Touchdowns: 5 by Antowain Smith of Houston, 1996

Highest Rush Average (min. 8 att.): 16.8 (8/134) by Eddie Hicks of East Carolina, 1976

Most Pass Attempts: 67 by Case Keenum, Houston, 2011

Most Pass Completions: 44 by Case Keenum, Houston, 2009

Most Yards Passing: 559 by Case Keenum, Houston, 2009

Longest Non-Touchdown Pass: 93 by Lawrence Dawsey to Chip Ferguson of Florida State, 1988

Longest Touchdown Pass: 95 by Jimmy Black to Rudy Thomas of Florida State, 1976

Most Touchdowns Passing: 7 by Dennis Shaw of San Diego State, 1968

Highest Completion Percentage (Min. 30 Att.): .815 (44/54) by Case Keenum of Houston, 2009

Most Offensive Plays: 73 by Case Keenum of Houston, 2011

Most Total Offense Yardage: 569 by Case Keenum of Houston, 2009

Longest Reception: 95 by Rudy Thomas from Jimmy Black of Florida State, 1976

Most Receptions: 17 by Damaris Johnson of Tulsa, 2009; Jerry Hendren of Idaho, 1969

Most Yards Receiving: 362 by Tom Nettles of San Diego State, 1968

Most Touchdowns Receiving: 3 by Mike Jones, UAB, 2010; Jarrett Dillard of Rice, 2008; Hannibal Thomas of Cincinnati, 2004; and by Trevor Insley of Nevada, 1998

Longest Punt Return: 97 by Jim Wade of Oklahoma City, 1951

Most Punt Returns: 8 by Doug Cunningham of Mississippi, 1966

Most Punt Return Yardage: 116 by Doug Cunningham of Mississippi, 1966

Longest Kickoff Return: 100 by Brandon Holloway, Miss. State, 2015; Troy Evans, Marshall, 2010; Leeland McElroy of Texas A&M, 1994

Most Kickoff Returns: 9 by Austin Walter, Rice, 2015

Most Kickoff Return Yardage: 208 by Tyron Carrier of Houston, 2010

Longest Punt: 92 by Bill Smith of Ole Miss, 1984

Most Punts: 14 by Dick McGraw of Mississippi State, 1967

Best Punt Average: 58.0 (3/174) by Josh Growden of LSU, 2016

Most Field Goals: 5 by Drew Brown of Nebraska, 2015

Longest Field Goal: 62 by Terrance Kitchens of Texas A&M, 1999

Most Points Kicking: 18 by Drew Brown of Nebraska, 2015

Most Non-Kicking Points: 30 by Antowain Smith of Houston, 1996

Most Unassisted Tackles: 17 by Dean Askew of Weber State, 1975

Most Assisted Tackles: 15 by Jerald Porter of Mississippi State, 1977

Most Total Tackles: 25 by Freddie Smith of Auburn, 1977

Most Tackles for Loss: 7 by Wayne Rogers of Houston, 2000

Most Quarterback Sacks: 4 by Shutton Pierson of South Florida, 2002; Eric Curry of Alabama, 1992; by Tim Edwards of Delta State, 1990

Most Pass Breakups: 6 by Benny Burst of Tulane, 1984

Longest Interception Return: 99 by Quincy Butler of TCU, 2004

Longest Fumble Return: 96 by Xavier Webb of Rice, 2011

Team

Most Carries: 73 by Cin., 1977; by Bowling Green, 1973

Fewest Carries: 16 by UCF, 2008; LA Tech, 2016

Most Rushing Yardage: 502 by Alabama, 1974

Fewest Rushing Yardage: -57 by Louisiana Tech, 1965

Most Rushing Touchdowns: 7 by Marshall, 2014

Most Passes Attempted: 67 by Houston, 2011

Most Passes Completed: 44 by Houston, 2009

Most Passing Yardage: 559 by Houston, 2009

Fewest Passing Yards: -5 by Arkansas State, 1980

Most Passing Touchdowns: 7 by San Diego State, 1968

Most Plays: 99 by Tulane, 2000

Most Yards of Total Offense: 750 by Houston, 2009

Fewest Yards of Total Offense: 5 by Elon, 1955

Most Points: 71 by Kentucky, 1949

Most Penalties: 16 by TCU, 2001; by UL Lafayette, 1996

Most Yards Penalized: 144 by UL Lafayette, 1996

Most First Downs: 39 by Houston, 2009

Most Rushing First Downs: 24 by Alabama, 1974

Most Passing First Downs: 26 by Houston, 2009

Most First Downs by Penalty: 8 by ULM, 1982

Most Quarterback Sacks: 10 by Tennessee, 2000

Most Tackles for Loss: 18 by Alabama, 1999

Most Pass Breakups: 19 by Tulane, 1984

Most Interceptions: 5 by five teams, most recently by Florida State, 1987

Highest Losing Score: 50 by Texas State, 2015

Opponent Superlatives

Opponents 150-Yard Rushing Games

Yards	Name	Team	Date
35/262	Jordan Howard	UAB	11/29/14
31/261	J. J. Arrington	California	12/4/04
32/248	Andre Brown	NC State	10/29/05
31/231	Antowain Smith	Houston	11/9/96
35/223	Darrin Reaves	UAB	11/3/12
41/209	Alex Smith	Indiana	9/23/95
25/207	Kenneth Dixon	Louisiana Tech	11/9/13
23/207	Brendan Ore	Virginia Tech	10/21/06
30/205	Bo Jackson	Auburn	9/15/85
26/201	Dwight Dasher	Middle Tenn.	12/20/09
27/199	D. Williams	Memphis	11/12/04
29/197	Kenneth Darby	Alabama	10/16/04
26/188	LaShaun Johnson	Northern Illinois	10/10/92
25/188	Lampford Mark	Nevada	12/24/11
29/183	Kalif Phillips	Charlotte	11/5/16
26/181	Myles Gaskin	Washington	12/26/15
29/178	Curtis Steele	Memphis	10/25/08
38/176	Jordan Chunn	Troy	9/17/16
29/176	Pat Shed	UAB	10/30/10
29/175	Tony Wiley	Memphis	10/17/81
16/172	Lionel James	Auburn	9/10/83
28/170	Shaud Williams	Alabama	10/11/03
27/169	Cory Ross	Nebraska	9/11/04

14/165	Jalen Rhodes	UTSA	10/8/16
43/165	Kevin Smith	UCF	10/28/07
32/164	Lewis Tillman	Jackson State	10/31/87
37/164	Dave Preston	Bowling Green	11/16/74
22/163	Zach Line	SMU	10/22/11
16/162	Derrius Guice	LSU	10/15/16
31/162	Antoineo Harris	Illinois	9/7/02
13/160	Tatum Bell	Oklahoma State	12/27/02
26/159	Charles Talley	Northern Illinois	8/31/95
28/158	D. Williams	Memphis	9/13/03
33/155	Louie Giammons	Utah State	11/9/74
15/154	Carey Henley	UT-Chattanooga	10/7/61
30/150	Ahmad Bradshaw	Marshall	11/8/05
18/150	Junior Smith	East Carolina	10/19/92

Opponents 150-Yard Receiving Games

11/362	Tom Nettles	San Diego State	11/9/68
10/210	Billy Ryckman	Louisiana Tech	11/13/76
17/203	Jerry Hendren	Idaho	10/3/69
17/196	Damaris Johnson	Tulsa	11/21/09
14/194	Miguel Montano	Louisville	9/28/96
13/190	James Cleveland	Houston	10/31/09
4/190	Vincent Marshall	Houston	10/7/04
10/179	Brice Hunter	Georgia	10/9/93
6/177	Adrian Madise	TCU	12/7/01
5/174	Jeron Harvey	Houston	10/14/06
12/171	Justin Johnson	Houston	12/3/11
7/168	H. Thomas	Cincinnati	11/6/04
8/167	Rod Foppe	Louisiana Tech	11/12/77
9/166	Tony Johnson	Florida State	9/25/82
8/165	Taywan Taylor	WKU	12/5/15
9/164	Rashaun Woods	Oklahoma State	12/27/02
8/164	Q. McCollum	UL Lafayette	10/21/89
7/163	J. VanDerWoulden	Brigham Young	10/16/76
7/162	Turner Smiley	North Texas	11/19/16
9/161	John Gibbs, Jr.	Alcorn State	9/6/14
18/160	Tyler Jones	Texas State	9/19/15
4/155	Marcus Rucker	Memphis	10/16/10
11/155	Orlando Iglesias	Houston	11/7/98
11/154	Hunter Gallimore	East Carolina	11/9/91
13/153	Antavio Wilson	Marshall	11/14/09
7/153	Joe West	UTEP	11/17/07

Opponents 350-Yard Passing Games

44/54/559	Case Keenum	Houston	10/31/09
30/47/544	Eric Zeier	Georgia	10/9/93
17/38/524	Dennis Shaw	San Diego State	11/9/68
28/47/467	David Piland	Houston	11/20/10
23/31/445	Gifford Nielsen	Brigham Young	10/16/76
30/43/444	Chase Clement	Rice	10/18/08
27/46/423	Cody Sokol	Louisiana Tech	10/25/14
34/52/410	Brandon Doughty	WKU	12/5/15
29/42/407	Darrell Hackney	UAB	10/21/05
35/59/407	Deontey Kenner	Cincinnati	10/23/99
23/37/406	G.J. Kinne	Tulsa	11/26/10
35/63/400	Chris Redman	Louisville	9/28/96
35/53/399	Peyton Manning	Tennessee	11/8/97
32/46/396	G.J. Kinne	Tulsa	11/21/09
35/48/396	Martin Hankins	Memphis	11/10/07
41/67/373	Case Keenum	Houston	12/3/11
23/35/368	Tom Armstrong Jr.	Nebraska	9/26/15
33/57/363	Steve Olson	Idaho	10/3/69
26/35/361	Andrew Zow	Alabama	10/31/98
27/47/361	Jeff Blake	East Carolina	11/9/91
27/44/355	Jeff Driskel	Louisiana Tech	11/28/15
22/41/355	Rusty Trail	Memphis	10/29/88
26/34/354	Taylor Martinez	Nebraska	9/1/12
23/42/354	Gus Frerotte	Tulsa	11/20/93
27/39/351	Jimmy Black	Florida State	11/6/76



Series Records

Opponents	First Meeting	Last Meeting	Total Games	Won	Lost	Tied	Pct.
Abilene Christian	1954	1962	9	9	0	0	100.0
Alabama*	1947	2014	43	6	35	2	16.3
Alcorn State	2009	2014	2	2	0	0	100.0
All-Navy Service Team	1925	1925	1	0	1	0	0.0
Appalachian State	1937	2014	2	2	0	0	100.0
Arkansas	2013	2013	1	0	1	0	0.0
Arkansas Monticello	1938	1938	1	1	0	0	100.0
Arkansas State	1962	2008	11	9	2	0	81.8
Army	1998	2002	3	3	0	0	100.0
Auburn	1946	2008	22	5	17	0	22.7
Austin Peay	2015	2015	1	1	0	0	100.0
Boise State	2007	2013	4	0	4	0	0.0
Bowling Green	1974	1979	4	1	3	0	25.0
Brigham Young	1975	1976	2	1	1	0	50.0
Brookley Field	1942	1942	1	1	0	0	100.0
California	2003	2004	2	0	2	0	00.0
Carswell Air Base	1951	1951	1	0	1	0	0.0
Chamberlain Hunt Academy	1919	1919	1	1	0	0	100.0
Charlotte	2015	2016	2	1	1	0	50.0
Cincinnati	1976	2007	15	7	8	0	46.7
The Citadel	1963	1967	2	2	0	0	100.0
Clarke Memorial College	1924	1930	7	4	3	0	57.1
Colorado State	1985	1993	3	2	1	0	66.7
Copiah-Lincoln High School	1915	1915	1	1	0	0	100.0
Copiah-Lincoln Junior College	1928	1928	1	0	1	0	00.0
Dayton	1954	1956	3	2	1	0	66.7
Delta State	1929	1991	14	10	3	1	76.9
East Carolina	1951	2013	39	27	12	0	69.2
Ellisville High School	1921	1921	1	1	0	0	100.0
Elon College	1955	1955	1	1	0	0	100.0
Florida	1973	2006	5	0	5	0	0.0
Florida Atlantic	2013	2013	1	0	1	0	0.0
FIU	2013	2013	1	0	1	0	0.0
Florida State	1952	1996	22	8	13	1	36.4
Fullerton State	1975	1975	1	1	0	0	100.0
Georgia	1953	1996	5	2	3	0	40.0
Georgia State Teachers	1941	1941	1	1	0	0	100.0
Gulf Coast Military Acad.	1913	1926	12	2	7	3	29.0
Hardin-Simmons	1960	1960	1	1	0	0	100.0
Hattiesburg Boy Scouts	1912	1912	1	1	0	0	100.0
Havana (Cuba)	1946	1946	1	1	0	0	100.0
Hawai'i	1977	1977	1	1	0	0	100.0
Hinds Junior College	1927	1927	1	1	0	0	100.0
Houston	1957	2011	14	9	5	0	64.3
Idaho	1969	1998	2	0	2	0	0.0
Illinois	1997	2002	2	2	0	0	100.0
Indiana	1995	1995	1	0	1	0	0.0
Jackson State	1987	2002	2	2	0	0	100.0
Jacksonville (Ala.) State	1937	1946	2	2	0	0	100.0
Jones County High School	1921	1922	2	2	0	0	100.0
Jones Junior College	1935	1935	1	1	0	0	100.0
Kansas	2009	2010	2	1	1	0	50.0
Kentucky	1949	2016	3	1	2	0	33.3
Lamar	1974	1981	4	3	1	0	75.0



Series Records

Opponents	First Meeting	Last Meeting	Total Games	Won	Lost	Tied	Pct.
Louisiana College	1924	1946	15	12	3	0	80.0
Louisiana-Lafayette	1923	2016	52	40	11	1	77.9
Louisiana-Monroe	1982	1993	4	3	1	0	75.0
Louisiana State	1951	2016	3	1	2	0	33.3
Louisiana Tech	1935	2016	48	33	15	0	68.8
Louisville	1949	2012	30	18	11	1	61.7
Loyola University	1921	1933	4	0	4	0	0.0
Marion Military	1922	1929	4	2	2	0	50.0
Marshall	2005	2016	12	6	6	0	50.0
McMurray College	1949	1951	3	2	1	0	66.7
McNeese State	1980	2005	2	2	0	0	100.0
Memphis	1935	2012	63	40	22	1	64.3
Meridian High School	1916	1916	1	0	1	0	0.0
Meridian College	1919	1919	2	1	0	1	75.0
Middle Tennessee	2009	2014	3	0	3	0	0.0
Millsaps College	1920	1941	14	2	7	5	22.2
Mississippi	1913	1984	24	6	18	0	25.0
Mississippi Freshmen	1925	1925	1	0	1	0	0.0
Miss. Ind. Training School	1920	1920	1	1	0	0	100.0
Mississippi State**	1935	2015	29	14	14	1	50.0
Mississippi State Freshmen	1924	1927	4	1	2	1	16.7
Mississippi College	1914	1934	10	0	10	0	0.0
Mississippi College Fresh.	1923	1928	2	2	0	0	100.0
Missouri	1981	1981	1	0	1	0	0.0
Mobile Military Academy	1912	1914	4	3	1	0	75.0
Mobile Shipbuilders	1942	1942	2	2	0	0	100.0
Murray State	1933	1934	2	1	1	0	50.0
Navy	2011	2011	1	1	0	0	100.0
Nebraska	1999	2015	6	1	5	0	16.7
Nevada	1997	2011	3	3	0	0	100.0
Newton Junior College	1928	1928	1	1	0	0	100.0
North Carolina State	1958	2006	10	5	5	0	50.0
North Dakota State	1955	1955	1	1	0	0	100.0
North Texas	1954	2016	11	6	5	0	54.5
Northern Illinois	1992	1995	2	1	1	0	50.0
Northwestern (La.) State	1930	1999	22	11	11	0	50.0
Ohio	2007	2007	1	1	0	0	100.0
Oklahoma City	1946	1949	4	3	1	0	75.0
Oklahoma State	2000	2002	3	2	1	0	66.7
Old Dominion	2015	2016	2	1	1	0	50.0
Pacific	1952	1952	1	0	1	0	0.0
Parris Island Marines	1953	1953	1	1	0	0	100.0
Pearl River Junior College	1924	1934	7	3	4	0	42.9
Penn State	1998	2001	2	0	2	0	0.0
Perkinson High School	1914	1920	4	4	0	0	100.0
Perkinson Junior College	1926	1928	3	2	0	1	50.0
Pittsburgh	1991	1997	3	1	2	0	33.3
Poplarville High School	1913	1921	7	2	3	2	42.9
Prairie View A&M	2010	2010	1	1	0	0	100.0
Purvis High School	1922	1923	2	1	1	0	50.0
Rice	2007	2016	7	3	4	0	42.9
Richmond	1962	1983	16	14	2	0	87.5
St. Mary's (Texas)	1939	1941	3	2	0	1	83.3
St. Stanislaus College	1921	1927	3	1	2	0	33.3



Series Records

Opponents	First Meeting	Last Meeting	Total Games	Won	Lost	Tied	Pct.
Sam Houston State	1939	1940	2	0	1	1	25.0
Samford	1994	1994	1	1	0	0	100.0
San Diego State	1968	1971	3	1	2	0	33.3
Savannah State	2016	2016	1	1	0	0	100.0
Seashore Camp Ground	1923	1923	1	1	0	0	100.0
Sixth Service Squadron	1942	1942	1	1	0	0	100.0
South Carolina	2010	2010	1	0	1	0	0.0
Southeastern Louisiana	1940	2011	22	19	3	0	86.4
SMU	2007	2012	4	3	1	0	75.0
Southwest Junior College	1929	1929	1	0	0	1	00.0
Southwestern of Memphis	1931	1932	2	1	1	0	50.0
Smith County High School	1921	1921	1	1	0	0	100.0
Spring Hill	1914	1941	19	7	11	1	39.0
Stephen F. Austin	1946	1988	4	4	0	0	100.0
Stetson	1924	1952	2	1	1	0	50.0
TCU	1989	2004	6	2	4	0	33.3
Tampa	1952	1974	5	5	0	0	100.0
Tennessee	1950	2007	5	0	5	0	0.0
Tennessee-Chattanooga	1949	1973	19	16	3	0	84.2
Tennessee-Martin	2007	2007	1	1	0	0	100.0
Texas A&M	1959	1999	7	0	7	0	0.0
Texas A&M Commerce	1936	1957	3	1	2	0	33.3
Texas-Arlington	1961	1981	10	10	0	0	100.0
Texas State	2013	2015	2	1	1	0	50.0
37th Division	1940	1940	1	1	0	0	100.0
Trinity	1948	1970	9	8	1	0	88.9
Troy	1935	2016	9	7	2	0	77.8
Tulane	1979	2010	30	23	7	0	76.7
Tulane Freshmen	1920	1920	1	0	1	0	0.0
Tulsa	1991	2010	8	3	4	1	43.8
UAB	2000	2014	15	10	5	0	66.7
UCF	2005	2012	8	6	2	0	75.0
Union	1930	1948	9	6	2	1	72.2
USF	2000	2004	4	3	1	0	75.0
Utah	2003	2003	1	0	1	0	00.0
Utah State	1972	1996	5	4	1	0	80.0
UTEP	1953	2016	9	5	4	0	55.6
UTSA	2014	2016	3	1	2	0	33.3
Villanova	1954	1954	1	1	0	0	100.0
Virginia	2009	2011	2	2	0	0	100.0
VMI	1965	1974	4	4	0	0	100.0
Virginia Tech	1958	2006	9	4	5	0	44.4
Washington	2015	2015	1	0	1	0	0.0
Weber State	1973	1975	2	2	0	0	100.0
West Texas A&M	1957	1974	11	8	3	0	72.7
Western Kentucky	2012	2015	2	0	2	0	0.0
William & Mary	1965	1965	1	0	1	0	0.0
Totals	—	—	1022	580	415	27	58.1

*Includes one forfeit | **Includes two forfeits | **Bold Face** = 2017 Opponents



All-Time Results

Ronald J. Slay

1 Season | 1912

Record: 2-1

A professor on the Mississippi Normal College faculty, Slay was appointed as athletic director and head coach of the first football team. A science and modern language teacher, Slay recorded a 2-1 record in his only season as coach. He remained on the staff and served as athletic director for the president, Dr. Joe Cook.

1912 (2-1)

Coach: Ronald J. Slay

10/13	Hattiesburg Boys Scouts	W/30-0	Hattiesburg, Miss.
10/19	Gulf Coast Military Academy	L/0-6	Hattiesburg, Miss.
11/5	Mobile Military Academy	W/6-0	Hattiesburg, Miss.

M.J. "Blondie" Williams

1 Season | 1913

Record: 1-5-1

A former Mississippi A&M star (1909-1912) joined on as Coach of the Normal squad at the request of Slay, who remained as Normal's athletic director. Williams was captain of the 1911 Mississippi A&M squad that went 7-2-1 with wins over Mississippi College and Ole Miss and a tie with Alabama.

1913 (1-5-1)

Coach: M. J. "Blondie" Williams

9/27	Poplarville High School	L/0-25	Poplarville, Miss.
10/11	Gulf Coast Military Academy	L/0-19	Gulfport, Miss.
10/18	Mobile Military Academy	W/11-0	Hattiesburg, Miss.
10/25	Gulf Coast Military Academy	L/6-11	Hattiesburg, Miss.
11/8	Mobile Military Academy	L/0-14	Mobile, Ala.
11/22	Poplarville High School	T/0-0	Hattiesburg, Miss.
11/27	Mississippi	L/7-13	Hattiesburg, Miss.

A.B. Dillie

3 Seasons | 1914-1916

Record: 6-10-1

A former Mississippi A&M star halfback, Dillie spent three seasons as head **Coach:** of the Mississippi Normal squad.

1914 (2-3-1)

Coach: A. B. Dillie

10/2	Mississippi College	L/0-39	Clinton, Miss.
10/17	Spring Hill	L/13-24	Mobile, Ala.
10/24	Mobile Military Academy	W/24-0	Hattiesburg, Miss.
10/31	Gulf Coast Military Academy	L/0-19	Gulfport, Miss.
11/7	Perkinson High School	W/9-0	Hattiesburg, Miss.
11/14	Poplarville High School	T/0-0	Hattiesburg, Miss.

1915 (4-4)

Coach: A. B. Dillie

Captain: Jack Thompson

10/9	Poplarville High School	L/0-6	Hattiesburg, Miss.
10/16	Gulf Coast Military Academy	L/0-3	Gulfport, Miss.
10/30	Perkinson High School	W/26-0	Hattiesburg, Miss.
11/6	Spring Hill	L/7-33	Mobile, Ala.
11/13	Copiah-Lincoln High School	W/55-0	Hattiesburg, Miss.
11/20	Poplarville High School	W/12-0	Hattiesburg, Miss.
11/25	Gulf Coast Military Academy	W/7-6	Hattiesburg, Miss.
	Mississippi College	L/7-55	

1916 (0-3)

Coach: A. B. Dillie

10/7	Poplarville High School		Hattiesburg, Miss.
10/16	Meridian High School	L/0-31	Meridian, Miss.
10/28	Chamberlain Hunt Academy		Hattiesburg, Miss.
11/7	Mississippi College	L/0-75	Hattiesburg, Miss.
11/11	Spring Hill	L/0-87	Mobile, Ala.
11/18	Poplarville High School		Poplarville, Miss.
11/24	Meridian High School		Hattiesburg, Miss.
11/30	Gulf Coast Military Academy		Hattiesburg, Miss.

1917

No team due to World War I

1918

No team due to World War I

Cephus Allen Anderson

1 Season | 1919

Record: 4-1-2

Anderson, a prominent young lawyer and a native of Hattiesburg, was a four-year letter-winner at Ole Miss, where he played center in 1913, 1915, and 1916. He was captain of the 1916 squad that finished 3-6. He coached the Mississippi Normal squad for one season.

1919 (4-1-2)

Coach: Cephus Allen Anderson

Captain: B. B. O'Mara

10/4	Perkinson High School	W/12-0	Hattiesburg, Miss.
10/18	Poplarville High School	W/2-0	Hattiesburg, Miss.
10/25	Meridian College	T/6-6	Meridian, Miss.
11/1	Gulf Coast Military Academy	T/6-6	Hattiesburg, Miss.
11/8	Chamberlain Hunt Academy	W/20-0	Hattiesburg, Miss.
11/17	Mississippi College	L/7-19	Hattiesburg, Miss.
11/27	Meridian College	W/47-0	Hattiesburg, Miss.

B.B. O'Mara

1 Season | 1920

Record: 5-2-1

O'Mara played two seasons at Ole Miss, 1918 and 1921. He coached the Normal squad to a respectable 5-2-1 record in his only season. As coach, ironically, one of his only losses was a 54-0 defeat at the hands of Ole Miss, a team he would play for the next season.

1920 (5-2-1)

Coach: B. B. O'Mara

Captain: C. C. Campbell

10/2	Perkinson High School	W/64-0	Hattiesburg, Miss.
10/9	Mississippi	L/0-54	Hattiesburg, Miss.
10/16	Millsaps	T/7-7	Hattiesburg, Miss.
10/23	Spring Hill	W/12-2	Mobile, Ala.
11/6	Spring Hill	W/32-0	Hattiesburg, Miss.
11/11	Tulane Freshman	L/0-19	Hattiesburg, Miss.
11/20	Mississippi Industrial Training School of Columbia	W/27-0	Hattiesburg, Miss.
11/25	Gulf Coast Military Academy	W/40-0	Hattiesburg, Miss.



All-Time Results

O.V. "Spout" Austin

3 Seasons | 1921-1923

Record: 8-13-0

Austin was a former University of Mississippi athlete; he played baseball and basketball and was manager of the football team (1910). Nicknamed "Spout", Austin served as director at Greenwood High School and Ellisville High School before taking over the reins at Normal. During his three seasons at Normal, he finished with an 8-13 record.

1921 (3-4)

Coach: O. V. Austin

Captain: H. V. McGilvary

10/7	Ellisville High School	W/20-0	Ellisville, Miss.
10/15	Smith County High School	W/113-0	Hattiesburg, Miss.
10/21	Millsaps	L/0-27	Jackson, Miss.
10/29	Jones County High School	W/37-0	Hattiesburg, Miss.
11/5	St. Stanislaus College	L/0-49	Bay St. Louis, Miss.
11/11	Poplarville High School	L/0-40	Hattiesburg, Miss.
11/26	Loyola University	L/13-25	Hattiesburg, Miss.

1922 (2-6)

Coach: O. V. Austin

Captain: L. E. Gafford

9/29	Jones County High School	W/31-0	Ellisville, Miss.
10/7	Purvis High School	L/0-6	Hattiesburg, Miss.
10/10	Millsaps College	L/7-10	Jackson, Miss.
10/28	St. Stanislaus College	L/0-10	Bay St. Louis, Miss.
11/04	Gulf Coast Military Academy	L/0-20	Hattiesburg, Miss.
11/11	Loyola University	L/6-20	New Orleans, La.
11/18	Marion Military Institute	L/0-44	Marion, Ala.
11/25	Mississippi State Freshman	W/19-12	Hattiesburg, Miss.

1923 (3-3)

Coach: O. V. Austin

Captain: Nollie C. Felts

10/5	Purvis High School	W/26-0	Hattiesburg, Miss.
10/12	Millsaps	L/0-31	Jackson, Miss.
11/3	Seashore Camp Ground	W/52-0	Hattiesburg, Miss.
11/10	Gulf Coast Military Academy	L/6-7	Hattiesburg, Miss.
11/17	Louisiana-Lafayette	L/0-66	Lafayette, La.
11/23	Mississippi College Freshman	W/6-0	Hattiesburg, Miss.

William Herschel Bobo

4 Seasons | 1924-1927

Record: 9-17-4

William Herschel Bobo coached at State Teachers College for four seasons prior to his resignation. Bobo was forced to resign because he was also player-manager of Hattiesburg's professional baseball team in the Cotton States League. STC President Joe Cook was trying to get his team invited into the S.I.A.A., which had rules prohibiting college coaches from being under contract to professional sports organizations.

1924 (3-3-2)

Coach: Herschel Bobo

Captain: R. H. Tucker

Alternate Captain: F. S. Leech

10/4	Clarke Memorial College	W/27-0	Hattiesburg, Miss.
10/18	Loyola College	L/7-32	New Orleans, La.
10/24	Gulf Coast Military Academy	T/14-14	Gulfport, Miss.
11/1	Pearl River Junior College	L/6-26	Hattiesburg, Miss.
11/7	Mississippi State Freshman	T/14-14	Starkville, Miss.

11/17	Stetson	L/6-48	DeLand, Fla.
11/24	Marion Military Institute	W/7-6	Hattiesburg, Miss.
11/27	Louisiana College	W/13-12	Hattiesburg, Miss.

1925 (0-6)

Coach: Herschel Bobo

Captain: F. S. Leech

10/1	Clarke Memorial College	L/0-32	Hattiesburg, Miss.
10/10	Mississippi Freshmen	L/6-38	Hattiesburg, Miss.
10/15	All-Navy Service Team	L/6-32	Pensacola, Fla.
10/24	Louisiana-Lafayette	L/0-40	Lafayette, La.
11/7	Pearl River Junior College	L/7-13	Poplarville, Miss.
11/14	Spring Hill	L/0-40	Mobile, Ala.

1926 (3-4-1)

Coach: Herschel Bobo

Captain: H. T. Ferrell

Alternate Captain: R. H. Tucker

9/25	Louisiana-Lafayette	L/6-33	Lafayette, La.
10/2	Clarke Memorial College	W/12-7	Hattiesburg, Miss.
10/9	Spring Hill College	L/6-27	Mobile, Ala.
10/16	Louisiana College	W/14-7	Hattiesburg, Miss.
10/22	Perkinston Junior College	W/26-3	Perkinston, Miss.
10/30	Gulf Coast Military Academy	T/6-6	Hattiesburg, Miss.
11/13	Pearl River Junior College	L/0-20	Hattiesburg, Miss.
11/27	Mississippi A&M Freshmen	L/7-26	Starkville, Miss.

1927 (3-4-1)

Coach: Herschel Bobo

Captain: A. T. Gullette

Alternate Captain: Nollie Felts

9/24	Louisiana-Lafayette	L/0-6	Lafayette, La.
10/1	Perkinston Junior College	T/0-0	Hattiesburg, Miss.
10/8	Hinds Junior College	W/12-0	Hattiesburg, Miss.
10/21	Mississippi A&M Freshmen	L/0-24	Hattiesburg, Miss.
10/29	Clarke Memorial College	L/0-18	Newton, Miss.
11/5	Spring Hill College	L/0-37	Mobile, Ala.
11/11	Pearl River Junior College	W/15-0	Hattiesburg, Miss.
11/18	St. Stanislaus College	W/25-13	Bay St. Louis, Miss.

William B. Saunders

2 Seasons | 1928-1929

Record: 6-11-1

Saunders spent two years at Mississippi A&M before transferring to Georgia Tech and Auburn. He came to STC from Tupelo High School. Besides his coaching duties, Saunders also assumed the role of athletic director during his two seasons.

1928 (4-5)

Coach: W. B. Saunders

Captain: Albert Rogers

Alternate Captain: Joseph P. Hackney

9/29	Mississippi College	L/0-83	Clinton, Miss.
10/5	Perkinston Junior College	W/12-2	Perkinston, Miss.
10/13	Newton Junior College	W/7-0	Hattiesburg, Miss.
10/17	Pearl River Junior College	W/6-0	Hattiesburg, Miss.
10/27	Louisiana-Lafayette	L/7-37	Lafayette, La.
11/9	Mississippi College Freshman	W/12-6	Hattiesburg, Miss.
11/16	Marion Military Institute	L/6-53	Selma, Ala.
11/24	Copiah-Lincoln Junior College	L/6-13	Hattiesburg, Miss.
11/29	Clarke Memorial College	L/6-40	Hattiesburg, Miss.



All-Time Results

1929 (2-6-1)

Coach: W. B. Saunders

Captain: Joseph P. Hackney

9/28	Louisiana-Lafayette	L/0-7	Lafayette, La.
10/5	Mississippi College	L/0-20	Clinton, Miss.
10/12	Marion Military Institute	W/31-0	Hattiesburg, Miss.
10/18	Southwest Mississippi JC	T/6-6	Hattiesburg, Miss.
11/2	Spring Hill College	L/6-25	Mobile, Ala.
11/9	Pearl River Junior College	L/7-14	Hattiesburg, Miss.
11/16	Louisiana College	L/6-12	Pineville, La.
11/22	Delta State	L/6-14	Cleveland, Miss.
11/29	Clarke Memorial College	W/12-7	Hattiesburg, Miss.

John Lumpkin

1 Season | 1930 | **Record:** 3-5-1

A former Ole Miss lineman, Lumpkin spent one full season as the Yellow Jackets' head coach. He was then elected to serve in the state Senate for a four-year term. Because of his political obligations, Lumpkin was unable to Coach during the 1931 season, although he was often at practice and with the team.

1930 (3-5-1)

Coach: John Lumpkin

Captain: Homer McMahon

9/27	Clarke Memorial College	W/45-0	Hattiesburg, Miss.
10/4	Millsaps	L/0-26	Jackson, Miss.
10/11	Mississippi College	L/6-18	Clinton, Miss.
10/18	Louisiana-Lafayette	L/0-14	Lafayette, La.
10/25	Louisiana College	W/47-20	Hattiesburg, Miss.
11/1	Spring Hill	L/6-7	Hattiesburg, Miss.
11/14	Northwestern (La.) State	L/12-32	Natchitoches, La.
11/22	Delta State	W/46-0	Hattiesburg, Miss.
11/27	Union College	T/0-0	Hattiesburg, Miss.

Allison "Pooley" Hubert

6 Seasons | 1931-1936

Record: 26-24-5

Former Alabama All-American, Allison "Pooley" Hubert took control of the STC program in 1931 when John Lumpkin had responsibilities with the Mississippi Senate. Hubert was named to the All-American squad in 1925 after leading the Crimson Tide to the Rose Bowl. The Meridian, Mississippi native spent six seasons at the Hattiesburg campus. He resigned after the 1936 season and accepted a position at VMI.

1931 (2-5, 2-4 SIAA)

Coach: Pooley Hubert

Captain: Ellis Bilbo

Alternate Captain: Jack Bishop

10/3	^Millsaps	L/0-19	Hattiesburg, Miss.
10/10	^Mississippi College	L/13-46	Clinton, Miss.
10/17	^Spring Hill	L/2-12	Mobile, Ala.
10/24	^Louisiana College	L/0-13	Pineville, La.
11/7	^Louisiana-Lafayette	W/13-7	Hattiesburg, Miss.
11/14	^Northwestern (La.) State	W/32-0	Hattiesburg, Miss.
11/21	Delta State	L/7-27	Cleveland, Miss.

1932 (5-4, 3-3 SIAA)

Coach: Pooley Hubert

Captain: Brownie Thomas

Alternate Captain: Walker Wilson

9/24	Mississippi	L/0-49	Oxford, Miss.
10/1	^Millsaps	L/0-27	Jackson, Miss.
10/8	^Louisiana-Lafayette	W/12-7	Lafayette, La.

10/22	^Southwestern University	L/0-19	Memphis, Tenn.
10/29	Spring Hill (HC)	W/12-0	Hattiesburg, Miss.
11/5	^Louisiana College	W/12-0	Hattiesburg, Miss.
11/12	^Northwestern (La.) State	L/6-31	Natchitoches, La.
11/19	Delta State	W/33-25	Hattiesburg, Miss.
11/24	^Union	W/6-0	Hattiesburg, Miss.

1933 (3-5-2, 2-4-1 SIAA)

Coach: Pooley Hubert

Captain: Nolan Taconi

9/22	^Loyola	L/0-47	New Orleans, La.
9/30	Mississippi	L/0-45	Oxford, Miss.
10/7	^Mississippi College	L/7-33	Clinton, Miss.
10/14	^Millsaps	T/0-0	Jackson, Miss.
10/21	^Louisiana-Lafayette	W/6-0	Hattiesburg, Miss.
10/28	^Louisiana College	W/21-6	Pineville, La.
11/4	Spring Hill	T/0-0	Mobile, Ala.
11/11	^Northwestern (La.) State (HC)	L/0-13	Hattiesburg, Miss.
11/25	Delta State	W/33-6	Hattiesburg, Miss.
12/1	^Murray State	L/0-30	Murray, Ky.

1934 (3-4-2, 2-2-1 SIAA)

Coach: Pooley Hubert

Captain: Bernard Kisner

9/28	Poplarville Junior College	W/20-12	Hattiesburg, Miss.
10/6	^Mississippi College	L/0-12	Clinton, Miss.
10/12	Delta State	T/13-13	Cleveland, Miss.
10/20	^Louisiana-Lafayette	W/12-6	Hattiesburg, Miss.
10/27	^Millsaps	T/0-0	Hattiesburg, Miss.
11/2	Spring Hill (HC)	L/0-7	Hattiesburg, Miss.
11/9	^Northwestern (La.) State	L/0-31	Natchitoches, La.
11/17	Union	L/6-26	Hattiesburg, Miss.
11/29	^Murray State	W/12-2	Hattiesburg, Miss.

1935 (6-4, 5-1 SIAA)

Coach: Pooley Hubert

Captain: J. D. Stonestreet

9/20	Jones County Junior College	W/7-0	Ellisville, Miss.
10/5	^Louisiana College	W/12-0	Hattiesburg, Miss.
10/12	Troy State	L/13-14	Hattiesburg, Miss.
10/18	^Northwestern (La.) State	W/26-12	Hattiesburg, Miss.
10/26	^Memphis	W/12-0	Memphis, Tenn.
11/1	Spring Hill	L/0-19	Mobile, Ala.
11/08	^Louisiana-Lafayette	W/19-7	Lake Charles, La.
11/15	Mississippi State (HC)	L/0-27	Hattiesburg, Miss.
11/28	^Louisiana Tech	L/0-27	Ruston, La.
12/7	^Union	W/12-6	Hattiesburg, Miss.

1936 (7-2-1, 4-2-1 SIAA)

Coach: Pooley Hubert

Captain: Leroy Austin

9/26	^Louisiana College	W/7-0	Pineville, La.
10/3	^Union	L/0-7	Jackson, Tenn.
10/9	^Millsaps	T/0-0	Hattiesburg, Miss.
10/16	^Louisiana Tech	W/12-7	Ruston, La.
10/23	^Memphis	W/25-0	Hattiesburg, Miss.
10/29	Spring Hill	W/12-7	Hattiesburg, Miss.
11/6	Troy State	W/24-0	Hattiesburg, Miss.
11/13	^Louisiana-Lafayette (HC)	W/44-14	Hattiesburg, Miss.
11/21	^Northwestern (La.) State	L/0-13	Natchitoches, La.
11/26	Texas A&M - Commerce	W/13-6	Hattiesburg, Miss.



All-Time Results

Reed Green

9 Seasons | 1937-1942, 1946-1948

Record: 59-20-4

A former STC player, Reed Green returned to his alma mater to become one of the greatest sports legends in south Mississippi. Green guided his squad to 59 wins, including a 9-0-1 record in 1941. After his coaching days, he remained with the University as athletic director and helped to mold a foundation for the future. The University's basketball facility is named in his honor.

1937 (7-3, 5-2 SIAA)

Coach: Reed Green

9/24	^Louisiana College	W/19-0	Hattiesburg, Miss.
10/1	Spring Hill	W/33-0	Mobile, Ala.
10/8	^Louisiana-Lafayette	W/13-0	Lafayette, La.
10/15	^Louisiana Tech	L/0-7	Ruston, La.
10/22	^Jacksonville State	W/58-0	Hattiesburg, Miss.
10/29	^Troy State	W/53-0	Hattiesburg, Miss.
11/5	^Union	W/34-0	Hattiesburg, Miss.
11/13	^Northwestern (La.) State (HC)	L/0-3	Hattiesburg, Miss.
11/25	Texas A&M - Commerce	L/6-14	Commerce, Texas
12/1	Appalachian State	W/7-0	Gulfport, Miss.

1938 (7-2, 6-1 SIAA)

Coach: Reed Green

9/23	Arkansas Monticello	W/39-0	Hattiesburg, Miss.
10/1	^Troy State	W/19-0	Dothan, Ala.
10/8	Mississippi	L/0-14	Oxford, Miss.
10/15	^Delta State	W/44-0	Hattiesburg, Miss.
10/28	^Millsaps (HC)	W/47-0	Hattiesburg, Miss.
11/5	^Louisiana College	W/7-0	Pineville, La.
11/11	^Louisiana-Lafayette	W/15-6	Hattiesburg, Miss.
11/18	^Northwestern (La.) State	L/0-6	Natchitoches, La.
11/24	^Union	W/32-0	Hattiesburg, Miss.

1939 (4-2-3, 4-1 SIAA)

Coach: Reed Green

9/29	^Troy State	W/13-6	Hattiesburg, Miss.
10/6	Sam Houston State	T/7-7	Huntsville, Texas
10/13	Millsaps	T/0-0	Jackson, Miss.
10/20	^Delta State	W/21-0	Cleveland, Miss.
11/4	^Louisiana College (HC)	W/7-0	Hattiesburg, Miss.
11/11	Mississippi	L/7-27	Hattiesburg, Miss.
11/18	^Louisiana-Lafayette	W/9-7	Lafayette, La.
11/23	^Northwestern (La.) State	L/0-7	Hattiesburg, Miss.
12/1	Saint Mary's (Texas)	T/13-13	Hattiesburg, Miss.

1940 (7-4, 3-2 SIAA)

Coach: Reed Green

9/27	^Troy State	W/25-0	Hattiesburg, Miss.
10/4	Sam Houston State	L/16-18	Hattiesburg, Miss.
10/11	Southeastern Louisiana	W/13-6	Hammond, La.
10/19	Millsaps	L/7-14	Jackson, Miss.
10/26	Spring Hill (HC)	W/38-6	Hattiesburg, Miss.
11/1	^Louisiana College	L/0-7	Pineville, La.
11/8	^Northwestern (La.) State	L/6-9	Natchitoches, La.
11/15	^Louisiana-Lafayette	W/21-14	Hattiesburg, Miss.
11/22	^Delta State	W/41-0	Hattiesburg, Miss.
12/5	Saint Mary's (Texas)	W/27-6	Corpus Christi, Texas
12/14	37th Division	W/26-0	Hattiesburg, Miss.

1941 (9-0-1, 4-0-1 SIAA)

Coach: Reed Green

9/26	Georgia State	W/70-0	Hattiesburg, Miss.
10/3	^Louisiana Tech	W/19-7	Ruston, La. 6,000
10/10	Southeastern Louisiana	W/43-6	Hattiesburg, Miss.
10/17	Millsaps	W/20-0	Hattiesburg, Miss. 10,000
10/24	Spring Hill	W/26-7	Mobile, Ala.
11/1	^Louisiana College (HC)	W/13-6	Hattiesburg, Miss.
11/7	^Northwestern (La.) State	W/21-7	Hattiesburg, Miss. 2,500
11/14	^Louisiana-Lafayette	T/0-0	Lafayette, La.
11/21	^Delta State	W/27-7	Cleveland, Miss.
11/29	Saint Mary's (Texas)	W/7-0	San Antonio, Texas

^ Denotes Southern Intercollegiate Athletic Association Game

1942 (4-0)

Coach: Reed Green

10/23	6th Service Squad	W/41-0	Hattiesburg, Miss.
10/31	Mobile Shipbuilders	W/26-7	Mobile, Ala.
11/20	Mobile Shipbuilders	W/42-0	Hattiesburg, Miss.
12/4	Brookley Field	W/33-0	Hattiesburg, Miss.

1943-44-45

No team due to World War II

1946 (7-3)

Coach: Reed Green

9/21	Louisiana Tech	W/7-0	Hattiesburg, Miss. 7,000
9/27	Auburn	L/12-13	Montgomery, Ala 12,000
10/4	Jacksonville State	W/65-0	Hattiesburg, Miss. 6,500
10/18	Louisiana-Lafayette (HC)	W/6-0	Hattiesburg, Miss. 8,000
10/25	Oklahoma City	W/20-6	Hattiesburg, Miss.
11/1	Stephen F. Austin	W/7-0	Nacogdoches, Texas
11/11	Northwestern (La.) State	L/6-7	Natchitoches, La.
11/15	Louisiana College	W/65-0	Hattiesburg, Miss. 5,000
11/22	Southeastern Louisiana	L/0-20	Hattiesburg, Miss.
12/7	Havana (Cigar Bowl)	W/55-0	Havana, Cuba

1947 (7-3)

Coach: Reed Green

Captain: Jay Smith

Alternate Captain: Bucky Waters

9/20	Alabama	L/7-34	Birmingham, Ala. 30,000
9/26	Auburn	W/19-13	Montgomery, Ala. 15,000
10/11	Louisiana Tech	W/7-6	Ruston, La.
10/18	Louisiana-Lafayette	W/15-7	Lafayette, La.
10/25	Oklahoma City	L/6-21	Oklahoma City, Okla.
11/1	Stephen F. Austin (HC)	W/20-7	Hattiesburg, Miss. 9,500
11/7	Northwestern (La.) State	W/20-0	Hattiesburg, Miss.
11/14	Union	W/18-0	Hattiesburg, Miss.
11/22	Mississippi State	L/7-14	Starkville, Miss. 24,000
11/27	Southeastern Louisiana	W/35-0	Hammond, La.

1948 (7-3, 4-0 GSC Champions)

Coach: Reed Green

Captain: Cooter Lewis

Co-Captain: Cliff Coggin

9/24	Auburn	L/14-20	Montgomery, Ala. 16,000
10/1	Stephen F. Austin	W/41-0	Hattiesburg, Miss. 8,000
10/8	Trinity	L/9-26	Hattiesburg, Miss.
10/15	!Louisiana-Lafayette	W/26-6	Hattiesburg, Miss. 8,433
10/23	Oklahoma City	W/55-20	Oklahoma City, Okla.
10/30	!Northwestern (La.) State	W/38-14	Natchitoches, La.
11/6	Alabama	L/0-27	Tuscaloosa, Ala. 20,000



All-Time Results

11/13	!Louisiana Tech (HC)	W/20-6	Hattiesburg, Miss.	8,000
11/19	!Southeastern Louisiana	W/27-0	Hattiesburg, Miss.	
11/24	Union	W/47-8	Hattiesburg, Miss.	

Thad "Pie" Vann

20 Seasons | 1949-1968

Record: 139-59-2

When Green finished his coaching career, there was no question about who would replace him. Thad Vann stepped into the shoes of head coach in 1949 and led the fortunes of Mississippi Southern through the 1968 season. Vann's club would win two National College Division Championships, was later inducted into the College Football Hall of Fame and, Vann Hall, the former athletic dorm, is named in his honor.

1949 (7-3, 2-1)

Coach: Thad Vann

Captains: Bobby Holmes and Cliff Coggin

9/17	Kentucky	L/7-71	Lexington, Ky.	
9/24	Delta State	W/20-13	Hattiesburg, Miss.	
10/8	McMurray (HC)	W/55-32	Hattiesburg, Miss.	
10/15	!Louisiana-Lafayette	W/25-0	Lafayette, La.	
10/21	Tennessee-Chattanooga	W/33-20	Chattanooga, Tenn.	7,500
10/29	!Northwestern (La.) State	W/67-28	Hattiesburg, Miss.	
11/5	Oklahoma City	W/27-21	Hattiesburg, Miss.	
11/12	!Louisiana Tech	L/13-34	Ruston, La.	
11/19	Alabama	L/26-34	Tuscaloosa, Ala.	
11/25	Louisville	W/26-21	Hattiesburg, Miss.	

1950 (5-5, 3-1 GSC Champions)

Coach: Thad Vann

Captain: Bubba Phillips

Alternate Captain: Ivan Rosamond

9/23	Tennessee	L/0-56	Knoxville, Tenn.	
9/30	Delta State	L/13-19	Hattiesburg, Miss.	7,500
10/7	McMurray	L/19-37	Abilene, Texas	3,000
10/14	!Louisiana-Lafayette (HC)	W/6-0	Hattiesburg, Miss.	
10/21	!Southeastern Louisiana	L/0-7	Hammond, La.	
10/27	Tennessee-Chattanooga	W/14-13	Mobile, Ala.	5,000
11/4	!Northwestern (La.) State	W/7-0	Natchitoches, La.	
11/11	Alabama	L/0-53	Tuscaloosa, Ala.	15,000
11/18	!Louisiana Tech	W/41-20	Hattiesburg, Miss.	
11/25	Louisville	W/34-28	Hattiesburg, Miss.	3,000

1951 (6-5, 4-0 GSC Champions)

Coach: Thad Vann

Captain: Phil Musmeci

Alternate Captain: Tom LeGros

9/15	East Carolina	W/40-0	Hattiesburg, Miss.	
9/22	Louisiana State	L/0-13	Baton Rouge, La.	
9/29	Carswell Air Force Base	L/0-26	Hattiesburg, Miss.	
10/6	McMurray	W/54-7	Hattiesburg, Miss.	6,000
10/13	!Louisiana-Lafayette	W/41-0	Lafayette, La.	
10/20	!Southeastern Louisiana	W/35-6	Hattiesburg, Miss.	
10/26	Tennessee-Chattanooga	L/7-19	Chattanooga, Tenn.	11,500
11/3	!NW(La.) State (HC)	W/76-0	Hattiesburg, Miss.	6,500
11/10	Alabama	L/7-40	Tuscaloosa, Ala.	
11/17	Louisiana Tech	W/33-7	Ruston, La.	
11/23	!Louisville	L/13-14	Louisville, Ky.	

! Denotes Gulf States Conference Game

1952 (10-2)

Coach: Thad Vann

Captain: Bob McKellar

Alternate Captain: Milton White

9/19	Alabama	L/6-20	Montgomery, Ala.	
9/27	Memphis	W/27-20	Hattiesburg, Miss.	
10/4	Tampa	W/52-25	Tampa, Fla.	
10/11	Louisiana-Lafayette	W/32-12	Lafayette, La.	
10/18	Southeastern Louisiana	W/20-12	Hattiesburg, Miss.	
10/25	Tennessee-Chattanooga	W/27-14	Chattanooga, Tenn.	
11/1	NW (La.) State (HC)	W/39-13	Hattiesburg, Miss.	
11/8	Florida State	W/50-21	Tallahassee, Fla.	
11/15	Louisiana Tech	W/52-0	Hattiesburg, Miss.	
11/22	Louisville	W/55-26	Jackson, Miss.	
11/29	Stetson	W/42-0	Hattiesburg, Miss.	
1/1	Pacific (Sun Bowl)	L/7-26	El Paso, Texas	11,000

1953 (9-2)

Coach: Thad Vann

Captain: Jackson Brumfield

Alternate Captain: J. T. Shepherd

9/18	Alabama	W/25-19	Montgomery, Ala.	14,500
9/26	Parris Island Marines	W/40-0	Hattiesburg, Miss.	
10/3	Tampa	W/42-6	Hattiesburg, Miss.	
10/10	Louisiana-Lafayette	W/41-14	Lafayette, La.	
10/17	Southeastern Louisiana	W/7-0	Hattiesburg, Miss.	13,000
10/31	Memphis	L/13-27	Memphis, Tenn.	
11/7	Florida State (HC)	W/21-0	Hattiesburg, Miss.	
11/14	Louisiana Tech	W/30-0	Ruston, La.	7,000
11/21	Georgia	W/14-0	Jackson, Miss.	25,000
11/26	Tennessee-Chattanooga	W/33-19	Chattanooga, Tenn.	
1/1	UTEP (Sun Bowl)	L/14-37	El Paso, Texas	9,500

1954 (6-4)

Coach: Thad Vann

Captain: Hamp Cook

Alternate Captain: Brooks Tisdale

9/17	Alabama	W/7-2	Montgomery, Ala.	21,000
9/25	Louisiana Tech	W/28-0	Hattiesburg, Miss.	
10/2	North Texas	L/7-15	Denton, Texas	
10/9	Abilene Christian	W/23-7	Hattiesburg, Miss.	
10/16	Southeastern Louisiana	L/7-13	Hattiesburg, Miss.	
10/23	Tennessee-Chatt. (HC)	W/14-7	Hattiesburg, Miss.	10,000
11/6	Dayton	L/7-20	Dayton, Ohio	
11/13	Villanova	W/27-0	Mobile, Ala.	14,617
11/20	Memphis	W/34-21	Hattiesburg, Miss.	8,000
11/27	Florida State	L/18-19	Tallahassee, Fla.	

1955 (9-1)

Coach: Thad Vann

Captain: George Herring

Alternate Captain: Fred Smallwood

9/17	Elon	W/39-0	Hattiesburg, Miss.	8,000
9/24	Louisiana Tech	W/7-6	Ruston, La.	7,500
9/30	Tennessee-Chattanooga	L/0-10	Chattanooga, Tenn.	6,800
10/8	North Texas (HC)	W/26-0	Hattiesburg, Miss.	12,500
10/15	Southeastern Louisiana	W/33-0	Hammond, La.	8,000
10/21	Memphis	W/34-14	Memphis, Tenn.	9,189
11/5	Abilene Christian	W/40-0	Abilene, Texas	7,000
11/12	North Dakota State	W/58-0	Hattiesburg, Miss.	10,000
11/19	Dayton	W/19-13	Jackson, Miss.	6,500
11/25	Florida State	W/21-6	Hattiesburg, Miss.	7,000



All-Time Results

1956 (7-2-1)

Coach: Thad Vann

Captain: Doug Barfield

Alternate Captain: Al Tregle

9/22	Louisiana Tech	W/14-0	Hattiesburg, Miss.	10,000
10/6	Dayton	W/23-6	Dayton, Ohio	7,895
10/13	Southeastern Louisiana	W/21-14	Hattiesburg, Miss.	12,500
10/20	Memphis	W/27-0	Hattiesburg, Miss.	6,500
10/27	Tennessee-Chattanooga	W/33-0	Hattiesburg, Miss.	6,500
11/3	Abilene Christian (HC)	W/36-6	Hattiesburg, Miss.	15,000
11/10	Trinity	W/20-13	San Antonio, Texas	6,081
11/17	Florida State	L/19-20	Tallahassee, Fla.	12,200
11/24	Alabama	T/13-13	Tuscaloosa, Ala.	16,000
1/1	West Texas A&M	L/13-20	Orlando, Fla.	12,000
(Tangerine Bowl)				

1957 (8-3)

Coach: Thad Vann

Captains: Lawrence Meeks and Curry Juneau

9/21	Louisiana Tech	W/7-0	Ruston, La.	7,500
9/28	Trinity	W/13-0	Hattiesburg, Miss.	7,000
10/5	West Texas A&M	W/34-0	Amarillo, Texas	10,000
10/12	Southeastern Louisiana	W/14-0	Hammond, La.	5,000
10/19	Memphis	W/14-6	Memphis, Tenn.	10,614
10/25	Tennessee-Chattanooga	W/20-0	Chattanooga, Tenn.	6,500
11/2	Abilene Christian	W/7-0	Hattiesburg, Miss.	11,000
11/9	Houston	L/12-27	Jackson, Miss.	11,000
11/16	Florida State (HC)	W/20-0	Hattiesburg, Miss.	12,500
11/23	Alabama	L/2-29	Tuscaloosa, Ala.	18,500
1/1	Texas A&M - Commerce	L/9-10	Orlando, Fla.	12,000
(Tangerine Bowl)				

1958 (9-0)

UPI College Division National Champions

Coach: Thad Vann

Captain: Richard Johnston

Co-Captain: Jimmy Taylor

9/20	Louisiana Tech	W/14-0	Hattiesburg, Miss.	7,500
9/27	Trinity	W/15-0	San Antonio, Texas	7,058
10/4	Memphis	W/24-22	Hattiesburg, Miss.	11,000
10/11	Southeastern Louisiana	W/33-6	Hattiesburg, Miss.	9,500
10/25	West Texas A&M (HC)	W/15-0	Hattiesburg, Miss.	14,000
11/1	Abilene Christian	W/22-0	Abilene, Texas	7,000
11/8	North Carolina State	W/26-14	Mobile, Ala.	18,987
11/15	Virginia Tech	W/41-0	Hattiesburg, Miss.	11,000
11/27	Tennessee-Chattanooga	W/20-13	Chattanooga, Tenn.	9,500

1959 (6-4)

Coach: Thad Vann

Captain: Buddy Supple

Alternate Captain: Bob Rinehart

9/26	Trinity	W/29-8	Hattiesburg, Miss.	12,500
10/3	Texas A&M	L/3-7	Mobile, Ala.	25,781
10/10	Southeastern Louisiana	W/26-6	Hattiesburg, Miss.	12,200
10/17	West Texas A&M	W/37-6	Canyon, Texas	5,000
10/24	Abilene Christian (HC)	W/30-10	Hattiesburg, Miss.	14,200
10/31	Memphis	L/6-21	Memphis, Tenn.	9,262
11/7	North Carolina State	W/19-14	Mobile, Ala.	12,000
11/14	Tennessee-Chattanooga	W/14-6	Hattiesburg, Miss.	7,100
11/21	Auburn	L/7-28	Auburn, Ala.	20,300
11/28	Louisiana Tech	L/0-16	Ruston, La.	7,000

1960 (6-4)

Coach: Thad Vann

Captain: Billy Larsen

Co-Captain: Ray St. Pierre

9/23	Hardin-Simmons	W/27-0	Mobile, Ala.	8,112
10/1	West Texas A&M	W/28-18	Hattiesburg, Miss.	12,600
10/8	Trinity	W/16-0	San Antonio, Texas	6,000
10/15	Florida State	W/15-13	Mobile, Ala.	15,207
10/22	North Carolina State (HC)	L/13-20	Hattiesburg, Miss.	16,100
10/29	Abilene Christian	W/34-8	Abilene, Texas	6,200
11/5	Arkansas State	L/13-14	Jonesboro, Ark.	7,000
11/12	Louisiana Tech	L/7-10	Hattiesburg, Miss.	4,000
11/18	Memphis	L/6-7	Hattiesburg, Miss.	12,500
11/24	Tennessee-Chattanooga	W/30-6	Chattanooga, Tenn.	7,367

1961 (8-2)

Coach: Thad Vann

Captains: Don Fuell and Morris Meador

9/16	Texas-Arlington	W/30-7	Hattiesburg, Miss.	8,000
9/30	Louisiana-Lafayette	W/22-6	Lafayette, La.	3,500
10/7	Tennessee-Chattanooga	W/24-7	Hattiesburg, Miss.	13,000
10/14	Memphis	L/7-21	Memphis, Tenn.	22,119
10/21	Arkansas State	W/20-0	Hattiesburg, Miss.	6,100
10/28	Abilene Christian (HC)	W/33-6	Hattiesburg, Miss.	11,000
11/4	North Carolina State	L/6-7	Mobile, Ala.	13,000
11/11	Louisiana Tech	W/7-0	Ruston, La.	2,500
11/18	Florida State	W/12-0	Tallahassee, Fla.	18,700
11/25	Trinity	W/22-14	Hattiesburg, Miss.	5,000

1962 (9-1)

UPI College Division National Champions

Coach: Thad Vann

Captains: Harold Hays and Johnny Sklopan

9/15	Texas-Arlington	W/28-7	Arlington, Texas	9,800
9/22	Richmond	W/29-8	Hattiesburg, Miss.	8,200
9/29	Louisiana-Lafayette	W/29-0	Hattiesburg, Miss.	8,000
10/6	Tennessee-Chattanooga	W/31-13	Chattanooga, Tenn.	8,000
10/13	Memphis	L/6-8	Memphis, Tenn.	11,500
10/20	North Carolina State	W/30-0	Mobile, Ala.	10,522
10/27	Abilene Christian	W/30-0	Hattiesburg, Miss.	12,000
11/3	Arkansas State	W/20-7	Jonesboro, Ark.	8,000
11/10	Trinity	W/33-6	Hattiesburg, Miss.	10,500
11/17	Louisiana Tech (HC)	W/22-14	Hattiesburg, Miss.	11,800

1963 (5-3-1)

Coach: Thad Vann

Captain: James Berry

Co-Captain: Nick Kolinsky

9/14	Memphis	L/7-28	Jackson, Miss.	24,000
9/28	North Carolina State	L/0-14	Hattiesburg, Miss.	11,500
10/12	Richmond (HC)	W/7-0	Hattiesburg, Miss.	10,000
10/19	Florida State	T/0-0	Mobile, Ala.	11,353
10/26	Arkansas State	W/25-0	Hattiesburg, Miss.	7,500
11/2	Louisiana-Lafayette	W/28-0	Lafayette, La.	4,500
11/16	Louisiana Tech	L/0-10	Ruston, La.	7,000
11/23	The Citadel	W/37-12	Hattiesburg, Miss.	4,000
11/28	Tennessee-Chattanooga	W/24-0	Chattanooga, Tenn.	7,000



All-Time Results

1964 (6-3)

Coach: Thad Vann

Captains: Jim King and Larry Ecuyer

9/26	Louisiana-Lafayette	W/30-0	Hattiesburg, Miss.	9,500
10/3	Richmond	W/14-9	Hattiesburg, Miss.	7,500
10/10	Memphis	W/20-14	Memphis, Tenn.	18,005
10/17	Mississippi State	L/7-48	Starkville, Miss.	19,000
10/24	Auburn	L/7-14	Auburn, Ala.	22,000
10/31	Florida State	L/0-34	Tallahassee, Fla.	26,132
11/7	Tenn.-Chattanooga (HC)	W/31-0	Hattiesburg, Miss.	11,000
11/14	Louisiana Tech	W/14-7	Hattiesburg, Miss.	10,000
11/21	Memphis	W/20-18	Jackson, Miss.	9,000

1965 (7-2)

Coach: Thad Vann

Captains: Vic Purvis and Robert Brown

9/18	Southeastern Louisiana	W/15-0	Hattiesburg, Miss.	11,000
9/25	Memphis	W/21-16	Jackson, Miss.	22,500
10/2	Richmond	W/28-7	Hattiesburg, Miss.	10,000
10/9	Mississippi State	L/9-27	Starkville, Miss.	25,000
10/16	VMI (HC)	W/3-0	Hattiesburg, Miss.	13,000
10/23	Auburn	W/3-0	Auburn, Ala.	25,000
10/30	William & Mary	L/0-3	Norfolk, Va.	24,000
11/6	Tennessee-Chattanooga	W/17-0	Chattanooga, Tenn.	6,400
11/13	Louisiana Tech	W/31-7	Ruston, La.	7,500

1966 (6-4)

Coach: Thad Vann

Captain: Ken Avery

9/17	Louisiana Tech	W/14-0	Hattiesburg, Miss.	10,000
9/24	Southeastern Louisiana	W/15-13	Hammond, La.	8,000
10/1	Memphis	L/0-6	Memphis, Tenn.	21,213
10/8	Mississippi State	L/9-10	Starkville, Miss.	23,000
10/15	Mississippi	L/7-14	Oxford, Miss.	25,000
10/29	Richmond	W/27-0	Hattiesburg, Miss.	8,600
11/5	VMI (HC)	W/42-6	Hattiesburg, Miss.	13,000
11/12	North Carolina State	W/7-6	Norfolk, Va.	22,000
11/19	East Carolina	W/35-14	Greenville, N.C.	12,811
11/26	Alabama	L/0-34	Mobile, Ala.	41,010

1967 (6-3)

Coach: Thad Vann

Captains: Gene Bachman and Buddy Hunter

9/16	The Citadel	W/10-7	Charleston, S.C.	11,407
9/23	Southeastern Louisiana	W/20-7	Hattiesburg, Miss.	14,000
9/30	Alabama	L/3-25	Mobile, Ala.	38,785
10/7	Tampa	W/48-0	Hattiesburg, Miss.	9,000
10/14	Mississippi State	W/21-14	Starkville, Miss.	24,000
10/21	Mississippi	L/14-23	Oxford, Miss.	25,500
10/28	Memphis	L/8-24	Jackson, Miss.	16,000
11/4	Richmond (HC)	W/19-7	Hattiesburg, Miss.	12,000
11/23	Louisiana Tech	W/58-7	Shreveport, La.	4,500

1968 (4-6)

Coach: Thad Vann

Captains: Blanchard Braud and Tommy Applewhite

9/21	Southeastern Louisiana	W/27-15	Hammond, La.	7,000
9/28	Alabama	L/14-17	Mobile, Ala.	38,051
10/5	East Carolina	W/65-0	Hattiesburg, Miss.	17,500
10/12	Mississippi State	W/47-14	Starkville, Miss.	22,000
10/19	Mississippi	L/13-21	Oxford, Miss.	28,000
10/26	Memphis	L/7-29	Memphis, Tenn.	30,080
11/2	Louisiana Tech (HC)	L/20-27	Hattiesburg, Miss.	15,000

11/9	San Diego State	L/7-68	San Diego, Calif.	43,766
11/16	Richmond	L/7-33	Hattiesburg, Miss.	7,500
11/23	Tampa	W/21-7	Tampa, Fla.	20,890

P.W. "Bear" Underwood

6 Seasons | 1969-1974

Record: 31-32-2

Former Mississippi Southern lineman P.W. "Bear" Underwood took over the reins from Vann in 1969 and coached through 1974. His best season was in 1973, when he guided his club to a 6-4-1 record. Underwood is still active today in the M-Club and Southern Mississippi athletics.

1969 (5-5)

Coach: P.W. Underwood

Captains: Frank Johnston and Donnie Caughman

9/20	Southeastern Louisiana	W/14-6	Hattiesburg, Miss.	12,200
9/27	Alabama	L/14-63	Tuscaloosa, Ala.	50,035
10/3	Idaho	L/21-31	Mobile, Ala.	7,132
10/11	Mississippi State	L/20-34	Starkville, Miss.	21,000
10/18	Mississippi	L/7-69	Oxford, Miss.	25,283
10/25	Richmond (HC)	W/31-28	Hattiesburg, Miss.	11,000
11/1	Louisiana Tech	W/24-23	Ruston, La.	20,000
11/8	Memphis	L/7-37	Memphis, Tenn.	18,808
11/22	East Carolina	W/14-7	Greenville, S.C.	3,500
11/29	West Texas A&M	W/10-9	Hattiesburg, Miss.	11,600

1970 (5-6)

Coach: P.W. Underwood

Captains: Larry Moulton and Bill Davis

9/12	Louisiana-Lafayette	W/16-14	Lafayette, La.	11,000
9/19	Auburn	L/14-33	Auburn, Ala.	48,500
9/26	Texas-Arlington	W/26-20	Hattiesburg, Miss.	9,074
10/3	Richmond	W/43-21	Hattiesburg, Miss.	9,422
10/10	San Diego State	L/14-41	San Diego, Calif.	32,968
10/17	Mississippi	W/30-14	Oxford, Miss.	27,200
10/24	Mississippi State	L/15-51	Starkville, Miss.	33,000
10/31	Memphis	L/0-33	Memphis, Tenn.	24,468
11/14	Louisiana Tech (HC)	L/6-27	Hattiesburg, Miss.	12,800
11/21	West Texas A&M	L/11-14	Canyon, Texas	5,291
11/28	Trinity	W/53-31	Hattiesburg, Miss.	5,000

1971 (6-5)

Coach: P.W. Underwood

Captains: Wayne Hatcher and John Herron

9/11	Florida State	L/9-24	Mobile, Ala.	12,133
9/18	Alabama	L/6-42	Tuscaloosa, Ala.	52,701
9/25	San Diego State	W/10-0	Jackson, Miss.	11,157
10/9	Auburn	L/14-27	Auburn, Ala.	42,000
10/16	Mississippi	L/6-20	Oxford, Miss.	23,200
10/23	Memphis	L/12-27	Memphis, Tenn.	19,484
10/30	Richmond	W/31-24	Hattiesburg, Miss.	10,000
11/6	VMI (HC)	W/38-0	Hattiesburg, Miss.	12,400
11/13	Louisiana Tech	W/24-20	Ruston, La.	16,000
11/20	Virginia Tech	W/17-8	Blacksburg, Va.	22,000
11/27	West Texas A&M	W/35-0	Hattiesburg, Miss.	5,300



All-Time Results

1972 (3-7-1)

Coach: P.W. Underwood

Captains: Kyle Gantt and Buddy Palazzo

9/9	Texas-Arlington	W/38-17	Hattiesburg, Miss.	12,500
9/16	Louisiana Tech	L/14-33	Hattiesburg, Miss.	11,600
9/30	Mississippi	L/9-13	Oxford, Miss.	27,200
10/7	West Texas A&M	W/14-7	Hattiesburg, Miss.	11,500
10/14	Richmond	W/34-9	Richmond, Va.	2,500
10/21	Mississippi State	L/7-26	Starkville, Miss.	26,000
10/28	Alabama	L/11-48	Birmingham, Ala.	57,090
11/4	Virginia Tech	L/14-27	Blacksburg, Va.	25,000
11/11	Tenn.-Chattanooga (HC)	L/6-10	Hattiesburg, Miss.	14,200
11/18	Utah State	L/21-27	Logan, Utah	8,805
12/2	Memphis	T/14-14	Jackson, Miss.	15,000

1973 (6-4-1)

Coach: P.W. Underwood

Captain: Fred Cook

9/15	East Carolina	L/0-13	Hattiesburg, Miss.	10,800
9/22	Florida	L/13-14	Tampa, Fla.	38,377
9/29	Mississippi	L/0-41	Oxford, Miss.	31,500
10/6	Tennessee-Chattanooga	W/42-7	Chattanooga, Tenn.	10,000
10/13	Richmond	L/20-42	Richmond, Va.	20,000
10/20	Texas-Arlington	W/41-14	Arlington, Texas	4,000
10/27	Mississippi State	T/10-10	Starkville, Miss.	33,500
11/3	Weber State (HC)	W/28-7	Hattiesburg, Miss.	10,100
11/10	Memphis	W/13-10	Memphis, Tenn.	23,399
11/17	West Texas A&M	W/28-0	Canyon, Texas	5,800
11/22	Utah State	W/32-8	Hattiesburg, Miss.	6,000

1974 (6-5)

Coach: P.W. Underwood

Captain: John Sawyer

9/14	Memphis	W/6-0	Memphis, Tenn.	26,608
9/21	Alabama	L/0-52	Birmingham, Ala.	62,000
9/28	Mississippi	L/14-20	Oxford, Miss.	29,000
10/5	West Texas A&M	L/0-31	Canyon, Texas	5,074
10/12	Texas-Arlington	W/39-10	Jackson, Miss.	4,025
10/19	VMI	W/15-14	Mobile, Ala.	4,331
10/26	Lamar	L/7-10	Beaumont, Texas	14,106
11/2	Louisiana-Lafayette	W/41-7	Lafayette, La.	10,360
11/9	Utah State	W/7-3	Logan, Utah	10,046
11/16	Bowling Green	L/20-38	Mobile, Ala.	3,571
11/23	Tampa	W/11-10	Tampa, Fla.	14,837

Bobby Collins

7 Seasons | 1975-1981

Record: 48-30-2

A native of Laurel, Mississippi, Collins was recruited in 1975 from North Carolina (Offensive Coordinator) to head the Golden Eagle fortunes. In seven years, Collins guided the Eagles to two bowl games and suffered through only one losing season. Until early 1999, he served the University as its Associate Athletics Director for External Affairs.

1975 (8-3)

Coach: Bobby Collins

Captains: Jeff Bower and Ron Cheatham

9/13	Weber State	W/14-10	Ogden, Utah	9,396
9/20	Bowling Green	L/14-16	B. Green, Ohio	14,369
9/27	Mississippi	L/8-24	Oxford, Miss.	26,700
10/4	Mississippi State #	L/3-7	Starkville, Miss.	29,000
10/11	Memphis	W/21-7	Memphis, Tenn.	17,337

10/18	Texas-Arlington	W/34-7	Arlington, Texas	4,750
10/25	Louisiana Tech	W/24-14	Ruston, La.	8,300
11/1	Lamar	W/43-3	New Orleans, La.	8,700
11/15	Alabama	L/6-27	Tuscaloosa, Ala.	58,000
11/22	California-Fullerton (HC)	W/70-0	Biloxi, Miss.	9,300
11/29	Brigham Young	W/42-14	Jackson, Miss.	9,262

Mississippi State forfeited the game

1976 (3-8)

Coach: Bobby Collins

Captains: Barry Caudill and Carl Allen

9/11	East Carolina	L/0-48	Greenville, N.C.	17,400
9/18	Virginia Tech	L/7-16	Blacksburg, Va.	35,000
9/25	Mississippi	L/0-28	Hattiesburg, Miss.	33,000
10/2	Cincinnati	L/21-28	Hattiesburg, Miss.	13,500
10/9	Alabama	L/8-24	Birmingham, Ala.	42,202
10/16	Brigham Young	L/19-63	Provo, Utah	23,029
10/23	Mississippi State # (HC)	L/6-14	Hattiesburg, Miss.	31,225
11/6	Florida State	L/27-30	Tallahassee, Fla.	29,173
11/13	Louisiana Tech	L/22-23	Ruston, La.	11,258
11/20	Memphis	W/14-12	Hattiesburg, Miss.	12,154
11/27	Texas-Arlington	W/21-10	Hattiesburg, Miss.	9,665

Mississippi State forfeited the game

1977 (6-6)

Coach: Bobby Collins

Captains: Ben Garry, David Hosemann, and Stoney Parker

9/3	Troy State	W/42-19	Montgomery, Ala.	12,550
9/10	Florida State	L/6-35	Hattiesburg, Miss.	19,376
9/17	Auburn	W/24-13	Auburn, Ala.	42,000
9/24	Mississippi	W/27-19	Oxford, Miss.	20,000
10/1	Cincinnati	L/6-17	Cincinnati, Ohio	13,392
10/8	North Texas (HC)	L/14-27	Hattiesburg, Miss.	22,432
10/15	Hawaii	W/28-26	Honolulu, Hawaii	26,474
10/22	Mississippi State	W/14-7	Starkville, Miss.	36,000
10/29	Memphis	L/14-42	Memphis, Tenn.	28,420
11/5	Texas-Arlington	W/20-3	Arlington, Texas	5,200
11/12	Louisiana Tech	L/10-28	Hattiesburg, Miss.	16,431
11/19	Arkansas State	L/10-14	Hattiesburg, Miss.	9,216

1978 (7-4)

Coach: Bobby Collins

Captains: Jeff Hammond and Freeman Horton

9/2	Richmond	W/10-7	Richmond, Va.	15,000
9/9	Arkansas State	W/21-6	Little Rock, Ark.	16,848
9/16	Cincinnati	L/14-26	Cincinnati, Ohio	10,500
9/30	Mississippi	L/13-16	Jackson, Miss.	42,756
10/7	Mississippi State	W/22-17	Hattiesburg, Miss.	31,720
10/14	East Carolina	W/17-16	Hattiesburg, Miss.	15,632
10/21	Memphis	W/13-10	Memphis, Tenn.	22,630
10/28	Florida State (HC)	L/16-38	Hattiesburg, Miss.	23,248
11/4	North Texas	L/12-25	Denton, Texas	18,400
11/11	Bowling Green	W/38-21	Hattiesburg, Miss.	16,846
11/18	Louisville	W/37-3	Hattiesburg, Miss.	16,219

1979 (6-4-1)

Coach: Bobby Collins

Captains: Dane McDaniel, Clump Taylor, and Tiko Beal

9/8	Florida State	L/14-17	Tallahassee, Fla.	45,467
9/15	Cincinnati	W/24-6	Hattiesburg, Miss.	23,750
9/22	Auburn	L/9-31	Auburn, Ala.	45,226
9/29	Mississippi	W/38-8	Jackson, Miss.	46,720
10/6	North Texas	W/30-10	Hattiesburg, Miss.	24,810



All-Time Results

10/13	Tulane	L/19-20	Hattiesburg, Miss.	30,028
10/20	Memphis (HC)	W/22-0	Hattiesburg, Miss.	27,286
10/27	Mississippi State	W/21-7	Starkville, Miss.	35,500
11/3	Louisville	T/10-10	Louisville, Ky.	13,085
11/10	Bowling Green	L/27-31	B. Green, Ohio	10,556
11/17	Arkansas State	W/14-6	Hattiesburg, Miss.	16,340

1980 (9-3)

Coach: Bobby Collins

Captains: Jamey Watson, Marvin Harvey, and Chuck Cook

9/6	Tulane	W/17-14	New Orleans, La.	44,698
9/20	Louisiana Tech	W/38-11	Hattiesburg, Miss.	24,640
9/27	East Carolina	W/35-7	Greenville, N.C.	20,037
10/4	Mississippi	W/28-22	Jackson, Miss.	47,211
10/11	Mississippi State	W/42-14	Starkville, Miss.	36,211
10/18	Arkansas State	W/35-0	Hattiesburg, Miss.	21,915
10/25	Alabama	L/7-42	Tuscaloosa, Ala.	60,210
11/1	Lamar (HC)	W/36-10	Hattiesburg, Miss.	30,485
11/8	Auburn	L/0-31	Auburn, Ala.	56,800
11/15	Richmond	W/33-12	Hattiesburg, Miss.	17,320
11/22	Louisville	L/3-6	Hattiesburg, Miss.	21,210
12/13	McNeese State	W/16-14	Shreveport, La.	42,600

(Independence Bowl)

1981 (9-2-1)

Coach: Bobby Collins

Captains: Sammy Winder and Rhett Whitley

9/5	Louisiana-Lafayette	W/33-7	Hattiesburg, Miss.	23,576
9/19	Tulane	W/21-3	Hattiesburg, Miss.	32,756
9/26	Richmond	W/17-10	Richmond, Va.	12,500
10/3	Texas-Arlington (HC)	W/52-9	Hattiesburg, Miss.	29,348
10/10	Alabama	T/13-13	Birmingham, Ala.	76,400
10/17	Memphis	W/10-0	Memphis, Tenn.	14,252
10/31	North Texas	W/22-0	Denton, Texas	3,156
11/7	Mississippi State	W/7-6	Jackson, Miss.	64,112
11/14	Florida State	W/58-14	Tallahassee, Fla.	51,819
11/21	Louisville	L/10-13	Louisville, Ky.	12,940
11/28	Lamar	W/45-14	Hattiesburg, Miss.	31,842
12/19	Missouri	L/17-19	Orlando, Fla.	50,450

(Tangerine Bowl)

Jim Carmody

6 Seasons | 1982-1987

Record: 37-29

Former Assistant Head Coach and Defensive Coordinator Jim Carmody returned after a brief stint with the NFL's Buffalo Bills to take the helm at USM. Carmody coached six seasons and finished with five winning seasons before his departure.

1982 (7-4)

Coach: Jim Carmody

Captains: Reggie Collier, Greg Kelley and Bruce Thompson

9/4	Louisiana-Monroe	W/45-27	Hattiesburg, Miss.	30,767
9/11	Mississippi	L/19-28	Oxford, Miss.	40,954
9/18	Auburn	L/19-21	Auburn, Ala.	55,000
9/25	Florida State	L/17-24	Hattiesburg, Miss.	32,591
10/2	Memphis	W/34-14	Hattiesburg, Miss.	21,674
10/9	Mississippi State	W/20-14	Jackson, Miss.	54,236
10/16	Tulane	W/22-10	New Orleans, La.	39,685
10/23	Louisville (HC)	W/48-0	Hattiesburg, Miss.	28,642
10/30	Louisiana-Lafayette	W/36-0	Hattiesburg, Miss.	22,416
11/13	Alabama	W/38-29	Tuscaloosa, Ala.	60,210
11/20	Louisiana Tech	L/6-13	Hattiesburg, Miss.	31,256

1983 (7-4)

Coach: Jim Carmody

Captains: Louis Lipps, Jerald Baylis, and Bud Brown

9/3	Richmond	W/32-3	Hattiesburg, Miss.	27,351
9/10	Auburn	L/3-24	Auburn, Ala.	73,500
9/17	Louisiana Tech	W/28-10	Hattiesburg, Miss.	28,342
10/1	Mississippi	W/27-7	Oxford, Miss.	36,015
10/8	Mississippi State	W/31-6	Jackson, Miss.	58,311
10/15	Memphis	W/27-20	Memphis, Tenn.	35,323
10/22	Tulane	L/7-14	Hattiesburg, Miss.	31,257
10/29	Louisiana-Lafayette (HC)	W/31-3	Hattiesburg, Miss.	28,837
11/5	Louisville	W/27-3	Louisville, Ky.	17,064
11/12	Alabama	L/16-28	Birmingham, Ala.	78,424
11/19	East Carolina	L/6-10	Hattiesburg, Miss.	21,000

1984 (4-7)

Coach: Jim Carmody

Captains: Sam Dejarnette, Richard Byrd

and Greg Haeusler

9/8	Georgia	L/19-26	Athens, Ga.	81,421
9/15	Louisiana Tech	W/34-0	Hattiesburg, Miss.	28,842
9/22	Auburn	L/12-35	Auburn, Ala.	24,841
9/29	Memphis	L/13-23	Hattiesburg, Miss.	26,831
10/6	Mississippi State	L/18-27	Jackson, Miss.	50,136
10/13	Tulane	L/7-35	New Orleans, La.	30,764
10/20	Mississippi	W/13-10	Jackson, Miss.	57,000
10/27	Louisiana-Lafayette	L/7-13	Lafayette, La.	19,605
11/3	NW (La.) State (HC)	L/0-22	Hattiesburg, Miss.	24,682
11/10	East Carolina	W/31-27	Greenville, S.C.	21,237
11/17	Louisville	W/34-27	Hattiesburg, Miss.	15,904

1985 (7-4)

Coach: Jim Carmody

Captains: Robert Ducksworth, Kip Smith

and Steve Hendrix

9/7	Louisiana Tech	W/28-0	Hattiesburg, Miss.	23,432
9/14	Auburn	L/18-29	Auburn, Ala.	68,000
9/21	Mississippi State	L/20-23	Jackson, Miss.	54,300
9/28	Northwestern (La.) State	W/14-7	Hattiesburg, Miss.	18,216
10/5	Louisiana-Lafayette	W/38-16	Hattiesburg, Miss.	17,344
10/12	Louisville	W/42-12	Louisville, Ky.	25,843
10/19	Memphis	W/14-7	Memphis, Tenn.	21,033
11/2	East Carolina (HC)	W/27-0	Hattiesburg, Miss.	23,496
11/9	Colorado State	L/17-35	Fort Collins, Colo.	3,812
11/16	Alabama	L/13-24	Tuscaloosa, Ala.	58,714
11/23	Tulane	W/24-6	Hattiesburg, Miss.	21,753

1986 (6-5)

Coach: Jim Carmody

Captains: Andrew Anderson, Tim Smith and Rex Banks

9/6	Louisiana-Monroe	W/28-19	Hattiesburg, Miss.	21,364
9/13	Alabama	L/17-31	Birmingham, Ala.	73,687
9/20	Mississippi State	W/28-24	Jackson, Miss.	50,000
9/27	Texas A&M	L/7-16	Coll. Station, Tex.	54,938
10/4	Kentucky	L/0-32	Lexington, Ky.	58,102
10/18	Memphis (HC)	W/14-9	Hattiesburg, Miss.	25,352
10/25	Tulane	L/20-35	New Orleans, La.	28,417
11/1	East Carolina	W/23-21	Greenville, N.C.	18,127
11/8	Louisiana-Lafayette	W/17-0	Hattiesburg, Miss.	14,512
11/15	Florida State	L/13-49	Tallahassee, Fla.	60,103
11/22	Louisville	W/31-16	Hattiesburg, Miss.	11,231



All-Time Results

1987 (6-5)

Coach: Jim Carmody

Captains: Tim Hallman, Onesimus Henry, Billy Knighten, and Chris McGee

9/5	Alabama	L/6-38	Birmingham, Ala.	75,808
9/19	Tulane	W/31-24	Hattiesburg, Miss.	16,023
9/26	Texas A&M	L/14-27	Jackson, Miss.	22,150
10/3	Louisville	W/65-6	Louisville, Ky.	20,687
10/10	Florida State (HC)	L/10-61	Hattiesburg, Miss.	25,853
10/17	Mississippi State	W/18-14	Jackson, Miss.	40,000
10/24	Memphis	W/17-14	Memphis, Tenn.	27,448
10/31	Jackson State	W/17-7	Hattiesburg, Miss.	33,687
11/7	Louisiana-Monroe	L/24-34	Hattiesburg, Miss.	10,123
11/14	East Carolina	W/38-34	Hattiesburg, Miss.	11,023
11/28	Louisiana-Lafayette	L/30-37	Lafayette, La.	17,500

Curley Hallman

3 Seasons | 1988-1990

Record: 23-11

Former Texas A&M Assistant Coach Curley Hallman began his head coaching career in 1988 when Southern Miss Athletic Director Bill McLellan hired Hallman to guide the Golden Eagle fortunes. Hallman proved to be successful during his brief tenure, guiding the Eagles to two bowl games during his three years.

1988 (10-2)

Coach: Curley Hallman

Captains: Marty Williams, Maurice Oliver, and James Henry

9/3	Stephen F. Austin	W/21-7	Hattiesburg, Miss.	15,032
9/10	Florida State	L/13-29	Tallahassee, Fla.	53,129
9/17	Virginia Tech	W/35-13	Hattiesburg, Miss.	17,135
9/24	East Carolina	W/45-42	Greenville, N.C.	28,240
10/1	Louisville	W/30-23	Hattiesburg, Miss.	17,584
10/8	Tulane	W/38-13	New Orleans La.	22,704
10/15	Mississippi State	W/38-21	Jackson, Miss.	38,542
10/22	Louisiana-Lafayette	W/27-14	Lafayette, La.	23,599
10/29	Memphis (HC)	W/34-27	Hattiesburg, Miss.	25,594
11/5	Auburn	L/8-38	Auburn Ala.	73,787
11/12	Louisiana Tech	W/26-19	Ruston, La.	7,500
12/23	UTEP	W/38-18	Shreveport, La.	20,242

(Independence Bowl)

1989 (5-6)

Coach: Curley Hallman

Captains: Darryl Tillman, Pat Jackson, and William Kirksey

9/2	Florida State	W/30-26	Jacksonville, Fla.	48,746
9/9	Mississippi State	L/23-26	Hattiesburg, Miss.	34,189
9/16	Auburn	L/3-24	Auburn, Ala.	83,465
9/23	Texas Christian	L/17-19	Fort Worth, Texas	15,839
9/30	Texas A&M	L/14-31	Coll. Station, Tex.	58,843
10/7	Tulane	W/30-21	Hattiesburg, Miss.	18,891
10/14	Louisville	W/16-10	Louisville, Ky.	38,484
10/21	Louisiana-Lafayette (HC)	L/21-24	Hattiesburg, Miss.	20,732
10/28	Memphis	W/31-7	Memphis, Tenn.	18,572
11/18	Alabama	L/14-37	Tuscaloosa, Ala.	70,123
11/25	East Carolina	W/41-27	Hattiesburg, Miss.	11,189

1990 (8-4)

Coach: Curley Hallman

Captains: Brett Favre, Kerry Valrie, and Steve Thompson

9/1	Delta State	W/12-0	Hattiesburg, Miss.	17,590
9/8	Alabama	W/27-24	Birmingham, Ala.	75,962
9/15	Georgia	L/17-18	Athens, Ga.	79,812
9/22	Mississippi State	L/10-13	Starkville, Miss.	40,115
9/29	Louisville	W/25-13	Hattiesburg, Miss.	20,545
10/6	East Carolina	W/16-7	Greenville, N.C.	31,305
10/13	Tulane	W/20-14	New Orleans, La.	26,662
10/20	Memphis (HC)	W/23-7	Hattiesburg, Miss.	24,520
10/27	Virginia Tech	L/16-20	Blacksburg, Va.	37,462
11/3	Louisiana-Lafayette	W/14-13	Lafayette, La.	17,860
11/10	Auburn	W/13-12	Auburn, Ala.	85,214
12/28	North Carolina State	L/27-31	Birmingham, Ala.	44,000

(All American Bowl) & Hallman did not coach in the All American Bowl

Jeff Bower

17 Seasons | 1991-2007

Record: 119-83-1

A former all-star quarterback, Jeff Bower returned to his alma mater, accepting his first head coaching position. Bower returned to Southern Miss after spending a season as offensive coordinator at Oklahoma State. He was associated with the University as either a player or Coach for 29 years.

* Bower coached the 1990 All American Bowl

1991 (4-7)

Coach: Jeff Bower

Captains: Pete Antoniou, Derrick Hoskins, Chafan Marsh and Tony Smith

8/31	Delta State	W/25-7	Hattiesburg, Miss.	17,191
9/7	Pittsburgh	L/14-35	Pittsburgh, Pa.	34,756
9/21	Colorado State	W/39-7	Hattiesburg, Miss.	20,154
9/28	Louisville	L/14-28	Louisville, Ky.	38,231
10/5	Auburn	W/10-9	Auburn, Ala.	79,790
10/12	Memphis	L/12-17	Memphis, Tenn.	19,162
10/19	Tulane	W/47-14	Hattiesburg, Miss.	16,558
10/26	Cincinnati	L/7-17	Cincinnati, Ohio	15,899
11/2	Tulsa	L/10-13	Tulsa, Okla.	27,284
11/9	East Carolina (HC)	L/20-48	Hattiesburg, Miss.	18,117
11/16	Louisiana Tech	L/14-30	Ruston, La.	11,200

1992 (7-4)

Coach: Jeff Bower

Captains: Greg Reed, James Singleton

and Michael Welch

9/5	Memphis	W/23-21	Hattiesburg, Miss.	16,059
9/12	Alabama	L/10-17	Birmingham, Ala.	83,091
9/19	Louisiana Tech	W/16-13	Hattiesburg, Miss.	15,168
9/26	Auburn	L/8-16	Auburn, Ala.	72,296
10/3	Tulsa (HC)	W/33-24	Hattiesburg, Miss.	18,253
10/10	Northern Illinois	L/10-23	Dekalb, Ill.	14,246
10/15	Tulane	W/17-7	New Orleans, La.	21,760
10/24	Cincinnati	W/31-17	Hattiesburg, Miss.	17,298
10/29	East Carolina	W/38-21	Greenville, N.C.	33,249
11/7	Florida	L/20-24	Gainesville, Fla.	82,882
11/14	Virginia Tech	W/13-12	Blacksburg, Va.	27,342



All-Time Results

1993 (3-7-1)

Coach: Jeff Bower

Captains: Jerry Broughton, Bobby Hamilton and Tyrone Nix

9/4	Pittsburgh	L/10-14	Hattiesburg, Miss.	25,516
9/18	Louisiana-Monroe	W/44-37	Hattiesburg, Miss.	20,384
9/25	Auburn	L/24-35	Auburn, Ala.	83,476
10/2	Louisiana-Lafayette	L/7-13	Lafayette, La.	22,853
10/9	Georgia	L/24-54	Athens, Ga.	68,458
10/16	Louisville	L/27-35	Louisville, Ky.	36,322
10/23	East Carolina	W/24-16	Hattiesburg, Miss.	15,227
10/30	Alabama#	L/0-40	Tuscaloosa, Ala.	70,123
11/6	Tulane (HC)	L/15-17	Hattiesburg, Miss.	16,397
11/13	Memphis	L/9-20	Memphis, Tenn.	13,042
11/20	Tulsa	T/30-30	Tulsa, Okla.	21,783

Alabama forfeited the game

1994 (6-5)

Coach: Jeff Bower

Captains: Ronald Jones, Mark Montgomery and Michael Tobias

9/3	Tulane	W/25-10	New Orleans, La.	24,786
9/10	Virginia Tech	L/14-24	Hattiesburg, Miss.	17,381
9/17	Memphis	W/20-3	Hattiesburg, Miss.	17,563
9/24	Texas A&M	L/17-41	Coll. Station, Tex.	56,006
10/1	East Carolina	L/10-31	Greenville, N.C.	32,867
10/8	Alabama	L/6-14	Tuscaloosa, Ala.	70,123
10/15	Louisiana-Lafayette	W/43-20	Hattiesburg, Miss.	14,592
10/22	Samford (HC)	W/59-16	Hattiesburg, Miss.	15,514
10/29	Tulsa	W/47-29	Hattiesburg, Miss.	13,473
11/5	Florida	L/17-55	Gainesville, Fla.	85,448
11/12	Louisiana State	W/20-18	Baton Rouge, La.	51,710

1995 (6-5)

Coach: Jeff Bower

Captains: Jerry Harris and Albert McRae

8/31	Northern Illinois	W/45-13	Hattiesburg, Miss.	33,092
9/9	Alabama	L/20-24	Birmingham, Ala.	83,091
9/16	Utah State	W/24-21	Logan, Utah	15,227
9/23	Indiana	L/26-27	Bloomington, Ill.	31,216
9/30	Tulane	W/45-0	Hattiesburg, Miss.	27,141
10/7	Louisville	W/25-21	Hattiesburg, Miss.	21,079
10/14	Cincinnati	L/13-16	Cincinnati, Ohio	18,522
10/28	East Carolina (HC)	L/34-36	Hattiesburg, Miss.	21,293
11/4	Tennessee	L/0-42	Knoxville, Tenn.	93,433
11/11	Memphis	W/17-9	Memphis, Tenn.	11,503
11/18	Louisiana-Lafayette	W/35-32	Lafayette, La.	19,341

1996 (8-3, 4-1 Conference USA Champions)

Coach: Jeff Bower

Captains: Kendrick Lee, Jeff Posey and Cedric Walthaw

8/31	Georgia	W/11-7	Athens, Ga.	81,076
9/7	Alabama	L/10-20	Birmingham, Ala.	82,338
9/14	Utah State	W/31-24	Hattiesburg, Miss.	24,307
9/21	Louisiana-Lafayette	W/52-27	Hattiesburg, Miss.	23,169
9/28	*Louisville	W/24-7	Louisville, Ky.	36,482
10/10	East Carolina	W/28-7	Greenville, N.C.	34,480
10/19	*Memphis	W/16-0	Hattiesburg, Miss.	25,601
10/26	*Tulane	W/31-28	New Orleans, La.	20,384
11/2	*Cincinnati (HC)	W/21-17	Hattiesburg, Miss.	25,241
11/9	*Houston	L/49-56 (OT)	Houston, Texas	18,107
11/16	Florida State	L/14-54	Tallahassee, Fla.	72,280

1997 (9-3, 6-0 Conference USA Champions)

Coach: Jeff Bower

Captains: Tyrone Boleware, Marchant Kenney,

Lyrel Pollard and Patrick Surtain

8/30	Florida	L/6-21	Gainesville, Fla.	85,439
9/6	Illinois	W/24-7	Champaign, Ill.	44,519
9/20	Nevada	W/35-19	Hattiesburg, Miss.	26,481
9/27	Alabama	L/13-27	Birmingham, Ala.	83,091
10/4	*Louisville	W/42-14	Hattiesburg, Miss.	23,028
10/11	*East Carolina	W/23-13	Greenville, N.C.	33,904
10/25	*Tulane (HC)	W/34-13	Hattiesburg, Miss.	26,092
11/1	*Cincinnati	W/24-17	Cincinnati, Ohio	23,799
11/8	Tennessee	L/20-44	Knoxville, Tenn.	107,073
11/15	*Houston	W/33-0	Hattiesburg, Miss.	20,091
11/22	*Memphis	W/42-18	Memphis, Tenn.	17,243
12/31	Pittsburgh	W/41-7	Memphis, Tenn.	50,209

(Liberty Bowl)

1998 (7-5, 5-1 Conference USA)

Coach: Jeff Bower

Captains: Frank Firestone, Jose Gonzalez, Lee Roberts and Larry Watts

9/5	Penn State	L/6-34	State College, Pa.	96,617
9/19	Texas A&M	L/6-24	Hattiesburg, Miss.	33,233
9/26	Louisiana-Lafayette	W/55-0	Hattiesburg, Miss.	24,379
10/3	*Tulane	L/7-21	New Orleans, La.	32,527
10/10	*Louisville	W/56-21	Hattiesburg, Miss.	22,043
10/17	*Army	W/37-13	West Point, N.Y.	40,395
10/24	*East Carolina (HC)	W/41-7	Hattiesburg, Miss.	24,020
10/31	Alabama	L/20-30	Tuscaloosa, Ala.	83,818
11/7	*Houston	W/21-15	Houston, Texas	16,260
11/14	*Memphis	W/45-3	Hattiesburg, Miss.	19,132
11/21	Nevada	W/55-28	Reno, Nev.	18,336
12/30	Idaho	L/35-42	Boise, Idaho	19,664

(Humanitarian Bowl)

1999 (9-3, 6-0 Conference USA Champions)

Coach: Jeff Bower

Captains: Todd Pinkston, T. J. Slaughter, Adalius Thomas, and Michael Villalonga

9/6	*Tulane	W/48-14	Hattiesburg, Miss.	30,098
9/11	Northwestern (La.) State	W/40-6	Hattiesburg, Miss.	24,871
9/18	Nebraska	L/13-20	Lincoln, Neb.	77,826
9/25	Texas A&M	L/6-23	Coll. Station, Tex.	65,264
10/9	*East Carolina	W/39-22	Greenville, N.C.	39,418
10/16	*Army	W/24-0	Hattiesburg, Miss.	26,054
10/23	*Cincinnati	W/28-20	Hattiesburg, Miss.	24,012
10/30	Alabama	L/14-35	Tuscaloosa, Ala.	83,818
11/6	*Memphis	W/20-5	Memphis, Tenn.	23,635
11/13	Louisiana-Lafayette (HC)	W/48-0	Hattiesburg, Miss.	24,133
11/20	*Louisville	W/30-27	Louisville, Ky.	41,826
12/31	Colorado State	W/23-17	Memphis, Tenn.	54,866

(AXA Liberty Bowl)



All-Time Results

2000 (8-4, 4-3 Conference USA)

Coach: Jeff Bower

Captains: Leo Barnes, Billy Clay, Cedric Scott and DeQuincy Scott

9/2	Tennessee	L/16-19	Knoxville, Tenn.	108,064
9/16	Alabama	W/21-0	Birmingham, Ala.	83,091
9/23	Oklahoma State	W/28-6	Stillwater, Okla.	41,205
9/30	*Memphis	W/24-3	Hattiesburg, Miss.	30,658
10/7	USF	W/41-7	Hattiesburg, Miss.	26,559
10/14	*Tulane	W/56-24	New Orleans, La.	27,645
10/28	*Houston	W/6-3	Houston, Texas	17,565
11/4	*Louisville (HC)	L/28-49	Hattiesburg, Miss.	31,667
11/11	*UAB	W/33-30 (2ot)	Birmingham, Ala.	25,000
11/18	*Cincinnati	L/24-27	Cincinnati, Ohio	21,958
11/24	*East Carolina	L/9-14	Hattiesburg, Miss.	25,152
12/20	TCU	W/28-21	Mobile, Ala.	40,300

(GMAC Mobile Bowl)

2001 (6-5, 4-3 Conference USA)

Coach: Jeff Bower

Captains: Danyne Fowler, Jeff Kelly, Roy Magee and Chad Williams

9/1	Oklahoma State	W/17-9	Hattiesburg, Miss.	25,134
9/22	Louisiana-Lafayette	W/35-10	Lafayette, La.	14,132
9/29	*UAB	W/3-0	Hattiesburg, Miss.	29,782
10/6	*Memphis	L/17-22	Memphis, Tenn.	28,668
10/16	*Louisville	L/14-24	Louisville, Ky.	33,627
10/27	*Houston (HC)	W/58-14	Hattiesburg, Miss.	26,162
11/3	Penn State	L/20-38	State College, Pa.	106,158
11/17	*Tulane	W/59-6	Hattiesburg, Miss.	24,054
11/23	*East Carolina	W/28-21	Greenville, N.C.	30,127
11/29	Alabama	L/15-28	Birmingham, Ala.	79,947
12/7	*TCU	L/12-14	Hattiesburg, Miss.	23,114

2002 (7-6, 5-3 Conference USA)

Coach: Jeff Bower

Captains: Rod Davis, Derrick Nix, Terrell Paul and Torrin Tucker

8/31	Jackson State	W/55-7	Hattiesburg, Miss.	35,169
9/7	Illinois	W/23-20	Hattiesburg, Miss.	22,183
9/14	*Memphis	W/33-14	Hattiesburg, Miss.	28,419
9/21	Alabama	L/7-20	Tuscaloosa, Ala.	83,818
9/29	*Army	W/27-6	West Point, N.Y.	31,402
10/12	USF	L/13-16	Tampa, Fla.	28,181
10/19	*Cincinnati (HC)	W/23-14	Hattiesburg, Miss.	28,031
10/30	*TCU	L/7-37	Ft. Worth, Texas	26,612
11/9	*UAB	W/20-13	Birmingham, Ala.	19,968
11/14	*Louisville	L/17-20 (2OT)	Hattiesburg, Miss.	28,076
11/23	*Tulane	L/10-31	New Orleans, La.	21,832
11/30	*East Carolina	W/24-7	Hattiesburg, Miss.	19,888
12/27	Oklahoma State	L/23-33	Houston, Texas	44,687

(Houston Bowl)

2003 (9-4, 8-0 Conference USA Champions)

Coach: Jeff Bower

Captains: Terrell Browden, Rod Davis, Jeremy Parquet, Terrell Paul, and Etric Pruitt

8/30	California	L/2-34	Berkeley, Calif.	33,552
9/4	*UAB	W/17-12	Birmingham, Ala.	42,000
9/13	*Memphis	W/23-6	Hattiesburg, Miss.	29,233
9/25	Nebraska	L/14-38	Hattiesburg, Miss.	36,152
10/4	*Cincinnati	W/22-20	Cincinnati, Ohio	24,522
10/11	Alabama	L/3-17	Tuscaloosa, Ala.	82,818
10/25	*USF	W/27-6	Hattiesburg, Miss.	23,708
11/1	Louisiana-Lafayette (HC)	W/48-3	Hattiesburg, Miss.	25,649
11/8	*Houston	W/31-10	Houston, Texas	20,377

11/15	*Tulane	W/28-14	Hattiesburg, Miss.	26,987
11/20	*TCU	W/40-28	Hattiesburg, Miss.	30,141
11/29	*East Carolina	W/38-21	Greenville, N.C.	24,175
12/31	Utah	L/0-17	Memphis, Tenn.	55,989

(AXA Liberty Bowl)

2004 (7-5, 5-3 Conference USA)

Coach: Jeff Bower

Captains: Michael Boley, Antoine Cash, Seth Cumbie, Jeremy Parquet and Chad Ruffin

9/11	Nebraska	W/21-17	Lincoln, Neb.	77,887
9/25	*Tulane	W/32-14	New Orleans, La.	27,211
10/2	*USF	W/27-20	Tampa, Fla.	30,049
10/7	*Houston	W/39-35 (OT)	Hattiesburg, Miss.	28,625
10/16	Alabama	L/3-27	Tuscaloosa, Ala.	82,094
10/23	*East Carolina (HC)	W/51-10	Hattiesburg, Miss.	32,422
11/6	*Cincinnati	L/24-52	Hattiesburg, Miss.	30,690
11/12	*Memphis	L/26-30	Memphis, Tenn.	47,163
11/20	*TCU	L/17-42	Fort Worth, Texas	27,992
11/27	*UAB	W/26-21	Hattiesburg, Miss.	25,604
12/4	California	L/16-26	Hattiesburg, Miss.	27,480
12/14	North Texas	W/31-10	New Orleans, La.	27,253

(New Orleans Bowl)

2005 (7-5, 5-3 Conference USA)

Coach: Jeff Bower

Captains: Dustin Almond, Kevis Coley, Trevis Coley, Terrance Ford, Luke Johnson

9/10	Alabama	L/21-30	Tuscaloosa, Ala.	81,018
9/17	McNeese State	W/48-20	Hattiesburg, Miss.	28,174
10/1	*East Carolina	W/33-7	Greenville, N.C.	35,510
10/8	*Tulsa	L/17-34	Hattiesburg, Miss.	28,375
10/15	*UCF (HC)	W/52-31	Hattiesburg, Miss.	28,366
10/21	*UAB	W/37-28	Birmingham, Ala.	31,363
10/29	N.C. State	L/17-21	Raleigh, N.C.	52,500
11/8	*Marshall	W/27-24 (OT)	Huntington, W.Va.	22,238
11/13	*Houston	L/24-27	Houston, Texas	15,119
11/19	*Memphis	L/22-24	Hattiesburg, Miss.	25,667
11/26	*Tulane	W/26-7	Hattiesburg, Miss.	28,730
12/20	Arkansas State	W/31-19	Lafayette, La.	18,338

(New Orleans Bowl)

* Denotes Conference USA Game

2006

(9-5, 6-2 Conference USA East Division Champions)

Coach: Jeff Bower

Captains: George Batiste, Conrad Chanove, Travis Cooley, Jasper Faulk, Jonathan Palmer, Brandon Sumrall

9/2	Florida	L/7-34	Gainesville, Fla.	90,043
9/9	Southeastern La.	W/45-0	Hattiesburg, Miss.	28,258
9/16	NC State	W/37-17	Hattiesburg, Miss.	31,748
9/26	*UCF	W/19-14	Orlando, Fla.	23,540
10/3	*Tulsa	L/6-20	Tulsa, Okla.	20,625
10/14	*Houston (HC)	W/31-27	Hattiesburg, Miss.	32,317
10/21	Virginia Tech	L/6-36	Blacksburg, Va.	66,233
10/28	*East Carolina	L/17-20 (OT)	Hattiesburg, Miss.	25,155
11/5	*Memphis	W/42-21	Memphis, Tenn.	28,103
11/11	*Tulane	W/31-3	New Orleans, La.	21,687
11/18	*UAB	W/25-20	Hattiesburg, Miss.	27,749
11/25	*Marshall	W/42-7	Hattiesburg, Miss.	28,736
12/1	#Houston	L/20-34	Houston, Texas	31,818
1/7	Ohio	W/28-7	Mobile, Ala.	38,751

(GMAC Bowl)

Conference USA Championship Game



All-Time Results

2007 (7-6, 5-3 Conference USA)

Coach: Jeff Bower

Captains: Chris Clark, Gerald McRath, Brandon Sumrall, Jeremy Young

9/1	Tennessee-Martin	W/35-13	Hattiesburg, Miss.	29,253
9/8	Tennessee	L/19-39	Knoxville, Tenn.	106,311
9/15	*East Carolina	W/28-21	Greenville, N.C.	43,041
9/27	Boise State	L/16-38	Boise, Idaho	30,159
10/3	*Rice	L/29-31	Hattiesburg, Miss.	25,656
10/13	*SMU (HC)	W/28-21	Hattiesburg, Miss.	31,534
10/21	*Marshall	W/33-24	Huntington, W. Va.	27,234
10/28	*UCF	L/17-34	Hattiesburg, Miss.	27,103
11/3	*UAB	W/37-7	Birmingham, Ala.	13,348
11/10	*Memphis	L/26-29	Hattiesburg, Miss.	29,354
11/17	*UTEP	W/56-30	El Paso, Texas	28,592
11/24	Arkansas State	W/16-10	Hattiesburg, Miss.	17,705
12/22	Cincinnati	L/21-31	Birmingham, Ala.	35,258

(Papajohns.com Bowl)

Larry Fedora

4 Seasons | 2008-2011

Record: 34-19

Larry Fedora came to Southern Miss after a three-stint at Oklahoma State as their offensive coordinator. Fedora arrived in Hattiesburg with an offensive background and in his first season at the helm of the program his squad established 36 school records. In his fourth and final year with the school, Fedora completed his tenure by recording the most ever victories in a season as well as capturing the school's first Conference USA Championship in eight seasons.

2008 (7-6, 4-4 Conference USA)

Coach: Larry Fedora

Captains: Tokumbo Abanikanda, Austin Davis, Ryan McKee, Gerald McRath

8/30	Louisiana-Lafayette	W/51-21	Hattiesburg, Miss.	32,792
9/6	Auburn	L/13-27	Auburn, Ala.	87,451
9/13	Arkansas State	W/27-24	Jonesboro, Ark.	25,938
9/20	*Marshall	L/27-34	Hattiesburg, Miss.	28,178
10/4	*UTEP	L/37-40 (2OT)	Hattiesburg, Miss.	28,788
10/11	Boise State	L/7-24	Hattiesburg, Miss.	30,912
10/18	*Rice	L/40-45	Houston, Texas	11,117
10/25	*Memphis	L/30-36	Memphis, Tenn.	24,034
11/1	*UAB (HC)	W/70-14	Hattiesburg, Miss.	29,147
11/8	*UCF	W/17-6	Orlando, Fla.	41,652
11/15	*East Carolina	W/21-3	Hattiesburg, Miss.	30,658
11/29	*SMU	W/28-12	Dallas, Texas	13,020
12/21	Troy	W/30-27 (OT)	New Orleans, La.	30,197

(New Orleans Bowl)

2009 (7-6, 5-3 Conference USA)

Coach: Larry Fedora

Captains: Gerald Baptiste, Ryan Hebert, Eddie Hicks, Korey Williams

9/5	Alcorn State	W/52-0	Hattiesburg, Miss.	36,232
9/12	*UCF	W/26-19	Hattiesburg, Miss.	27,456
9/19	Virginia	W/37-34	Hattiesburg, Miss.	31,170
9/26	Kansas	L/28-35	Lawrence, Kan.	50,025
10/1	*UAB	L/17-30	Birmingham, Ala.	26,871
10/10	Louisville	L/23-25	Louisville, Ky.	37,268
10/17	*Memphis	W/36-16	Hattiesburg, Miss.	30,022
10/24	*Tulane (HC)	W/43-6	Hattiesburg, Miss.	30,541
10/31	*Houston	L/43-50	Houston, Texas	20,125
11/14	*Marshall	W/27-20	Huntington, W. Va.	21,036

11/21	*Tulsa	W/44-34	Hattiesburg, Miss.	28,757
11/28	*East Carolina	L/20-25	Greenville, N.C.	43,006
12/20	Middle Tennessee	L/32-42	New Orleans, La.	30,228

(New Orleans Bowl)

2010 (8-5, 5-3 Conference USA)

Coach: Larry Fedora

Captains: Anthony Gray, Chico Hunter, Johdrick Morris, Martez Smith, Cameron Zipp

9/2	South Carolina	L/13-41	Columbia, S.C.	70,438
9/11	Prairie View A&M	W/34-7	Hattiesburg, Miss.	27,316
9/17	Kansas	W/31-16	Hattiesburg, Miss.	30,211
9/25	Louisiana Tech	W/13-12	Ruston, La.	22,344
10/2	*Marshall	W/41-16	Hattiesburg, Miss.	27,518
10/9	*East Carolina (HC)	L/43-44	Hattiesburg, Miss.	32,334
10/16	*Memphis	W/41-19	Memphis, Tenn.	18,848
10/30	*UAB	L/49-50,(2OT)	Hattiesburg, Miss.	26,415
11/6	*Tulane	W/46-30	New Orleans, La.	22,737
11/13	*UCF	W/31-21	Orlando, Fla.	40,358
11/20	*Houston	W/59-41	Hattiesburg, Miss.	32,606
11/26	*Tulsa	L/50-56	Tulsa, Okla.	21,901
12/21	Louisville	L/28-31	St. Petersburg, Fla.	20,017

(Beef 'O' Brady's St. Petersburg Bowl)

2011 (12-2, 6-2 Conference USA Champions)

Coach: Larry Fedora

Captains: Austin Davis, Lamar Holmes, Danny Hrapmann, Cordarro Law, Ronnie Thornton

9/3	Louisiana Tech	W/19-17	Hattiesburg, Miss.	22,356
9/10	Marshall*	L/20-26	Huntington, W.Va.	24,247
9/17	Southeastern La.	W/52-6	Hattiesburg, Miss.	27,433
9/24	Virginia	W/30-24	Charlottesville, Va.	43,220
10/1	Rice*	W/48-24	Hattiesburg, Miss.	28,656
10/8	Navy	W/63-35	Annapolis, Md.	33,462
10/22	SMU* (HC)	W/27-3	Hattiesburg, Miss.	32,695
10/29	UTEP*	W/31-13	El Paso, Texas	24,906
11/5	East Carolina*	W/48-28	Greenville, N.C.	50,345
11/12	UCF*	W/30-29	Hattiesburg, Miss.	32,925
11/17	UAB*	L/31-34	Birmingham, Ala.	14,103
11/26	Memphis*	W/44-7	Hattiesburg, Miss.	26,347
12/3	#Houston	W/49-28	Houston, Texas	32,413
12/24	Nevada	W/24-17	Honolulu, Hi.	32,630

(Sheraton Hawai'i Bowl)

* Denotes C-USA Game | # Denotes C-USA Championship Game



All-Time Results

Ellis Johnson

1 Season | 2012
Record: 0-12

Ellis Johnson, hailed as one of the country's top defensive strategists, led the program for one season. This was his second stint with the program, having served as an assistant coach for the Golden Eagles during the 1988 and 1989 seasons.

2012 (0-12, 0-8 Conference USA)

Coach: Ellis Johnson

Captains: Peter Boehme, Jamie Collins

9/1	Nebraska	L/20-49	Lincoln, Neb.	85,425
9/15	East Carolina*	L/14-24	Hattiesburg, Miss.	34,140
9/22	Western Kentucky	L/17-42	Bowling Green, Ky.	23,252
9/29	Louisville	L/17-21	Hattiesburg, Miss.	23,492
10/6	Boise State	L/14-40	Hattiesburg, Miss.	25,337
10/13	UCF*	L/31-38 (2OT)	Orlando, Fla.	34,514
10/20	Marshall* (HC)	L/24-59	Hattiesburg, Miss.	24,903
10/27	Rice*	L/17-44	Houston, Texas	14,927
11/3	UAB*	L/19-27	Hattiesburg, Miss.	22,874
11/10	SMU*	L/6-34	Dallas, Texas	16,343
11/17	UTEP*	L/33-34	Hattiesburg, Miss.	23,757
11/24	Memphis*	L/24-42	Memphis, Tenn.	21,305

* Denotes C-USA Game

Todd Monken

3 Seasons | 2013-2015
Record: 13-25

Todd Monken became the third Southern Miss coach of the last four, whose previous job was as offensive coordinator at Oklahoma State. Monken brought an impressive set of credentials with him that included stops at the collegiate as well as the NFL level.

2013 (1-11, 1-7 Conference USA)

Coach: Todd Monken

Captains: Bruce Johnson, Dylan Reda, Khyri Thornton, Markese Triplett

8/31	Texas State	L/15-22	Hattiesburg, Miss.	25,729
9/7	Nebraska	L/13-56	Lincoln, Neb.	90,466
9/14	Arkansas	L/3-24	Fayetteville, Ark.	63,067
9/28	Boise State	L/7-60	Boise, Idaho	35,356
10/5	FIU*	L/23-24	Hattiesburg, Miss.	21,891
10/19	East Carolina*	L/14-55	Greenville, N.C.	45,005
10/26	North Texas*	L/14-55	Hattiesburg, Miss.	23,203
11/2	Marshall*	L/13-61	Huntington, W.Va.	20,398
11/9	Louisiana Tech*	L/13-36	Ruston, La.	18,571
11/16	Florida Atlantic*	L/7-41	Hattiesburg, Miss.	20,802
11/23	Middle Tennessee*	L/21-42	Hattiesburg, Miss.	22,134
11/30	UAB*	W/62-27	Birmingham, Ala.	6,383

* Denotes C-USA Game

2014 (3-9, 1-7 Conference USA)

Coach: Todd Monken

Captains: Alan Howze, Dasman McCullum, Markese Triplett, Nick Mullens

8/30	Mississippi State	L/0-49	Starkville, Miss.	61,889
9/6	Alcorn State	W/26-20	Hattiesburg, Miss.	26,448
9/13	Alabama	L/12-52	Tuscaloosa, Ala.	101,821
9/20	Appalachian State	W/21-20	Hattiesburg, Miss.	21,836
9/27	Rice*	L/23-41	Hattiesburg, Miss.	24,756
10/4	Middle Tennessee*	L/31-37	Murfreesboro, Tenn.	14,022
10/18	North Texas*	W/30-20	Denton, Texas	19,127
10/25	Louisiana Tech*	L/20-31	Hattiesburg, Miss.	23,343
11/1	UTEP*	L/14-35	El Paso, Texas	24,673
11/8	Marshall*	L/17-63	Hattiesburg, Miss.	22,949
11/13	UTSA*	L/10-12	San Antonio, Texas	20,281
11/29	UAB*	L/24-45	Hattiesburg, Miss.	17,103

* Denotes C-USA Game

2015 (9-5, 7-1 Conference USA West Division Champions)

Coach: Todd Monken

Captains: Brian Anderson, Rashod Hill, Nick Mullens,

Kalan Reed, Michael Smith

9/5	Mississippi State	L/16-34	Hattiesburg, Miss.	36,641
9/12	Austin Peay	W/52-6	Hattiesburg, Miss.	23,042
9/19	Texas State	W/56-50	San Marcos, Texas	27,252
9/26	Nebraska	L/28-36	Lincoln, Neb.	89,899
10/3	North Texas*	W/49-14	Hattiesburg, Miss.	26,430
10/9	Marshall*	L/10-31	Huntington, W.Va.	22,763
10/17	UTSA*	W/32-10	Hattiesburg, Miss.	28,745
10/24	Charlotte*	W/44-10	Charlotte, N.C.	13,813
10/31	UTEP*	W/34-13	Hattiesburg, Miss.	25,581
11/14	Rice*	W/65-10	Houston, Texas	18,656
11/21	Old Dominion*	W/56-31	Hattiesburg, Miss.	29,568
11/28	Louisiana Tech*	W/58-24	Ruston, La.	19,028
12/5	Western Kentucky	L/28-45	Bowling Green, Ky.	16,823
12/26	Washington	L/31-44	Dallas, Texas	20,229

(Zaxby's Heart of Dallas Bowl)

* Denotes C-USA Game | # Denotes C-USA Championship Game



All-Time Results

Jay Hopson

1 Season | 2016-Present

Record: 7-6

The former Golden Eagle assistant coach returned to Southern Miss to take over the program after enjoying a successful tenure as the head coach at Alcorn State for four seasons. He served as a Southern Miss assistant from 2001-03 and again from 2005-07 and was a Defensive Coordinator during his second stint.

2016 (7-6, 4-4 Conference USA)

Coach: Jay Hopson

Captains: No permanent captains named

9/3	Kentucky	W/44-35	Lexington, Ky.	57,230
9/10	Savannah State	W/56-0	Hattiesburg, Miss.	29,509
9/17	Troy	L/31-37	Hattiesburg, Miss.	27,905
9/24	UTEP*	W/34-7	El Paso, Texas	21,419
10/1	Rice*	W/44-28	Hattiesburg, Miss.	28,325
10/8	UTSA*	L/32-55	San Antonio, Texas	19,818
10/15	LSU	L/10-45	Baton Rouge, La.	102,164
10/29	Marshall*	W/24-14	Hattiesburg, Miss.	31,275
11/5	Charlotte*	L/27-38	Hattiesburg, Miss.	28,347
11/12	Old Dominion*	L/35-51	Norfolk, Va.	20,118
11/19	North Texas*	L/23-29	Denton, Texas	19,120
11/26	Louisiana Tech*	W/39-24	Hattiesburg, Miss.	26,164
12/17	Louisiana-Lafayette	W/28-21	New Orleans, La.	35,061

(R+L Carriers New Orleans Bowl)

* Denotes C-USA Game



All-Time Rankings

In The Associated Press Weekly Poll (Division I)

The Associated Press began selecting a Poll in 1936. Southern Miss competed in Division I in 1960 and from 1963 to present

2011 Season

Final	20
12/4	22
11/27	24
11/13	22
11/6	25

2004 Season

11/2	21
10/26	25
10/12	24

2000 Season

11/12	24
11/5	25
10/29	13
10/22	14
10/15	15
10/8	16
10/1	17
9/24	21
9/17	22
9/10	25
9/3	25
8/27	22
Preseason	24

1999 Season

Final	14
11/21	16
11/14	18

11/7	21
10/31	25
10/24	20
10/17	21
10/10	25

1998 Season

Preseason	21
-----------	----

1997 Season

Final	19
12/8	22
12/1	22
11/24	24
11/8	24
10/27	24

1996 Season

11/11	25
11/4	20
10/28	23
10/21	24

1990 Season

12/4	23
11/27	24
11/20	25
11/13	25

1989 Season

9/5	18
-----	----

1981 Season

12/1	18
11/24	17
11/17	9
11/10	14
11/3	20

1980 Season

10/21	20
-------	----

In The USA Today/ESPN Coaches Weekly Poll (Division I)

The USA Today Poll took over the Coaches Poll in 1991

2011 Season

Final	19
12/4	21
11/27	23
11/13	20
11/6	23
10/30	24
10/23	25

2004 Season

11/2	21
10/26	25
10/12	25

2000 Season

11/12	20
11/5	22
10/29	11
10/22	14
10/15	15
10/8	16
10/1	18
9/24	21
9/17	23
9/12	26
9/3	24
Preseason	25

1999 Season

Final	13
11/21	14
11/14	17
11/7	20
10/31	25
10/24	19
10/17	21

1998 Season

Preseason	21
-----------	----

1997 Season

Final	19
12/8	22
12/1	23
11/24	23
11/17	24
11/3	25

1996 Season

11/4	22
10/28	24

1990 Season

12/4	22
11/27	23
11/20	24
11/13	24

1989 Season

9/12	25
9/5	18



Games In Which Southern Miss and Opponents Were Both Ranked in the Division I Associated Press Poll When They Played

Date	Rank	Team	Score	Rank	Team	Score
12/3/11	(24)	Southern Miss	49	(7)	Houston	28
9/16/00	(25)	Southern Miss	21	(13)	Alabama	0
9/2/00	(22)	Southern Miss	16	(12)	Tennessee	19
10/30/99	(20)	Southern Miss	14	(14)	Alabama	35
9/5/98	(21)	Southern Miss	6	(13)	Penn State	34
11/8/97	(24)	Southern Miss	20	(8)	Tennessee	44
11/14/81	(14)	Southern Miss	58	(20)	Florida State	14
11/7/81	(20)	Southern Miss	7	(17)	Mississippi St.	6
10/25/80	(20)	Southern Miss	7	(1)	Alabama	42



All-Time Rankings

Southern Miss Against Ranked Teams

2014	9/13.....No. 3 Alabama, L/52-12 (A)	9/25.....No. 25 Auburn, L/24-35 (A)
	11/8..... No. 23 Marshall, L, 63-17 (H)	1992
2013		11/7..... No. 14 Florida, L/20-24 (A)
9/7.....No. 22 Nebraska, L/56-13 (A)		9/12..... No. 8 Alabama, L/10-17 (A)
2012		1991
9/29..... No. 19 Louisville, L/21-17 (H)		11/9.....No. 16 East Carolina, L/20-48 (H)
9/1.....No. 17 Nebraska, L/49-20 (A)		10/5.....No. 16 Auburn, W/10-9 (A)
2011		1990
12/3..... No. 7 Houston, W/49-28 (A)		11/10.....No. 15 Auburn, W/13-12 (A)
2010		9/8.....No. 13 Alabama, W/27-24 (A)
11/13..... No. 25 UCF, W/31-21 (A)		1989
2009		11/18..... No. 4 Alabama, L/14-37 (A)
10/31..... No. 15 Houston, L/43-50 (A)		9/30..... No. 22 Texas A&M/L 14-31 (A)
9/26.....No. 20 Kansas, L/28-35 (A)		9/16.....No. 5 Auburn, L/3-24 (A)
2008		9/2.....No. 6 Florida State, W/30-26 (N)
10/11..... No. 15 Boise State, L/7-24 (H)		1988
9/6.....No. 9 Auburn, L/13-27 (A)		11/5.....No. 9 Auburn, L/8-38 (A)
2007		9/10..... No. 10 Florida State, L/13-29 (A)
12/22..... No. 20 Cincinnati, L/21-31 (N)		1987
9/8.....No. 24 Tennessee, L/19-39 (A)		10/10.....No. 6 Florida State, L/10-61 (H)
2006		9/27.....No. 16 Texas A&M, L/14-27 (N)
9/2..... No. 7 Florida, L/7-34 (A)		1986
2005		9/27..... No. 14 Texas A&M, L/7-16 (A)
9/10..... No. 22 Alabama, L/21-30 (A)		9/13..... No. 4 Alabama, L/17-31 (A)
2004		1985
12/4.....No. 4 California, L/16-26 (H)		11/16..... No. 20 Alabama, L/13-24 (A)
2003		1983
12/31..... No. 25 Utah, L/0-17 (N)		11/12..... No. 16 Alabama, L/16-28 (A)
11/20.....No. 9 TCU, W/40-28 (H)		9/10.....No. 4 Auburn, L/3-24 (A)
9/25..... No. 11 Nebraska, L/14-38 (H)		1982
2000		11/13.....No. 17 Alabama, W/38-29 (A)
12/20.....No. 13 TCU, W/28-21 (N)		1981
9/16.....No. 13 Alabama, W/21-0 (A)		11/14..... No. 20 Florida State, W/58-14 (A)
9/2..... No. 12 Tennessee, L/16-19 (A)		11/7..... No. 17 Mississippi St., W/7-6 (N)
1999		10/10..... No. 7 Alabama, T/13-13 (A)
10/30..... No. 14 Alabama, L/14-35 (A)		1980
10/9..... No. 16 East Carolina, W/39-22 (A)		10/25..... No. 1 Alabama, L/7-42 (A)
9/25..... No. 5 Texas A&M, L/6-23 (A)		1979
9/18.....No. 4 Nebraska, L/13-20 (A)		9/8..... No. 19 Florida State, L/14-17 (A)
1998		1976
10/3.....No. 25 Tulane, L/7-21 (A)		10/23..... No. T20 Mississippi St., L/7-14 (H)
9/19.....No. 18 Texas A&M, L/6-24 (H)		1975
9/5..... No. 13 Penn State, L/6-34 (A)		11/15..... No. 15 Alabama, L/6-27 (A)
1997		1974
11/8..... No. 8 Tennessee, L/20-44 (A)		9/21..... No. 4 Alabama, L/0-52 (A)
9/27..... No. 21 Alabama, L/13-27 (A)		1972
8/30..... No. 2 Florida, L/6-21 (A)		10/28..... No. 2 Alabama, L/11-48 (A)
1996		1971
11/16.....No. 3 Florida State, L/14-54 (A)		10/9.....No. 4 Auburn, L/14-27 (A)
9/7..... No. 13 Alabama, L/10-20 (A)		9/18..... No. 9 Alabama, L/6-42 (A)
1995		1970
11/4..... No. 5 Tennessee, L/0-42 (A)		10/17.....No. 4 Ole Miss, W/30-14 (A)
9/9..... No. 13 Alabama, L/20-24 (A)		1969
1994		10/18..... No. 19 Ole Miss, L/7-69 (A)
11/5..... No. 4 Florida, L/17-55 (A)		9/27..... No. 7 Alabama, L/14-17 (A)
10/8..... No. 11 Alabama, L/6-14 (A)		1968
9/24..... No. 12 Texas A&M, L/7-41 (A)		9/28..... No. 7 Alabama, L/14-17 (A)
9/10..... No. 21 Virginia Tech, L/14-24 (H)		1967
1993		9/30..... No. 9 Alabama, L/3-25 (A)
10/30..... No. 5 Alabama, L/0-40 (A)		1966
10/16.....No. 23 Louisville, W/35-27 (A)		11/26..... No. 3 Alabama, L/0-34 (A)



All-Americans

First Team

- 2010 Danny Hrapmann, place kicker**
Walter Camp
- 2004 Michael Boley, linebacker**
ABC Sports/Cingular; All-American Football Foundation
- 2003 Rod Davis, linebacker**
All-American Football Foundation; *Playboy*
- 2002 Rod Davis, linebacker**
All-American Football Foundation; CollegeFootballNews.com
- 1999 Adalius Thomas, defensive end**
College Football News
- 1998 Adalius Thomas, defensive end**
American Football Coaches Association
- 1988 James Henry, punt returner**
The Sporting News
- 1980 Hanford Dixon, defensive back**
The Sporting News
- 1980 Marvin Harvey, tight end**
Newspaper Enterprise Association
- 1972 Ray Guy, punter**
Associated Press; *Football News*; Football Writers Association; Gridiron; *Playboy*; *The Sporting News*; Walter Camp

Second Team

- 2010 Danny Hrapmann, place kicker**
CBSSports.com; CollegeFootballNews.com
- 2004 Michael Boley, linebacker**
Associated Press; CollegeFootballNews.com; *SI.com*, *The Sporting News*, Walter Camp Football Foundation
- 2003 Michael Boley, linebacker**
CollegeFootballNews.com
- 2003 Rod Davis, linebacker**
The Sporting News
- 2002 Etric Pruitt, defensive back**
CNNSI.com, CollegeFootballNews.com
- 2000 Leo Barnes, defensive back**
Football News
- 1999 Adalius Thomas, defensive end**
Associated Press; BCS Online; CBS Sportsline; *The Sporting News*
- 1997 Patrick Surtain, defensive back**
The Sporting News

Third Team

- 2010 Danny Hrapmann, place kicker**
Phil Steele; Rivals.com
- 2006 George Batiste, offensive lineman**
CollegeFootballNews.com
- 2005 Kevis Coley, linebacker**
SI.com
- 2005 Luke Johnson, punter**
SI.com
- 2005 Darren McCaleb, kicker**
SI.com
- 2003 Rod Davis, linebacker**
Associated Press; CollegeFootballNews.com
- 2002 Rod Davis, linebacker**
Associated Press; *The Sporting News*
- 2000 Cedric Scott, defensive end**
Associated Press; *Football News*
- 1999 Adalius Thomas, defensive end**
Football News

- 1998 Adalius Thomas, defensive end**
Associated Press; *College Sports News*; *Football News*
- 1990 Kerry Valrie, defensive back**
Associated Press
- 1981 Reggie Collier, quarterback**
Associated Press
- 1973 Fred Cook, defensive end**
Associated Press

Fourth Team

- 2012 Jamie Collins, defensive end**
Phil Steele
- 2011 Marquese Wheaton, defensive back**
Phil Steele
- 2002 Etric Pruitt, defensive back**
The Sporting News
- 2001 Rod Davis, linebacker**
The Sporting News

First Team (Small College)

- 1958 Hugh McInnis, end**
Associated Press
- 1958 Bob Yenko, end**
Associated Press
- 1956 Don Owens, tackle**
Helms Foundation
- 1955 Les Clark, center**
Helms Foundation
- 1954 Hamp Cook, guard**
Associated Press
- 1953 Bucky McElroy, fullback**
Helms Foundation
- 1953 Hugh Laurin Pepper, halfback**
Helms Foundation
- 1952 Bucky McElroy, fullback**
Paul Williamson's Mid-Bracket
- 1951 Bucky McElroy, fullback**
Associated Press; Paul Williamson's Mid-Bracket
- 1951 Phil Musmeci, tackle**
Associated Press
- 1946 Jay Smith, end**
Paul Williamson's Mid-Bracket
- 1938 George Westerfield, end**
International News Service

Second Team

- 1954 Hamp Cook, guard**
Paul Williamson's Mid-Bracket
- 1954 Jim Davis, tackle**
Paul Williamson's Mid-Bracket
- 1950 Bubba Phillips, halfback**
Associated Press
- 1947 Jay Smith, end**
Associated Press
- 1946 Mike Katrishen, tackle**
Associated Press

Third Team

- 1951 Phil Musmeci, tackle**
Paul Williamson's Mid-Bracket



All-Time Honors

Conference Awards

All-Conference USA

First Team

- 2016 D'Nerius Antoine, DB; Dylan Bradley, DL; Cameron Tom, OL
- 2015 Jalen Richard, RB; Cameron Tom, OL; Kalan Reed, DB; Lance Schuffert, DS
- 2014 Rakeem Nunez-Roches, DL; Corey Acosta, PK
- 2012 Jamie Collins, DL
- 2011 Lamar Holmes, OL; Cordarro Law, DL; Marquese Wheaton, DB; Tracey Lampley, PR
- 2010 Cameron Zipp, OL; Johdrick Morris, TE; Danny Hrapmann, PK
- 2009 Ryan Hebert, OL; Eddie Hicks, DB
- 2008 Damion Fletcher, RB; DeAndre Brown, WR; Gerald McRath, LB
- 2007 Matthew Chatelain, DL; Gerald McRath, LB; Martavius Prince, DL; Brandon Sumrall, DB
- 2006 George Batiste, OL; Travis Cooley, OL; Damion Fletcher, RB; Shawn Nelson, TE
- 2005 George Batiste, OL; Kevis Coley, LB; Trevis Coley, DB; John Eubanks, KOR; Luke Johnson, P
- 2004 Michael Boley, LB; John Eubanks DB/KOR
- 2003 Michael Boley, LB; Greg Brooks, DB; Rod Davis, LB; John Eubanks, KOR; Jeremy Parquet, OL; Terrell Paul, DE; Etric Pruitt, DB; Marvin Young, PR
- 2002 Michael Boley, LB; Rod Davis, LB; Derrick Nix, RB; Torrin Tucker, OL; Etric Pruitt, DB
- 2001 Greg Brooks, DB; Rod Davis, LB; Chad Williams, DB
- 2000 Leo Barnes, DB; Cedric Scott, DL; DeQuincy Scott, DL
- 1999 Leo Barnes, DB; Shedrick Blackmon, OL; Cedric Scott, DL; T.J. Slaughter, LB; Adalius Thomas, DE
- 1998 Sherrod Gideon, WR; Henry McClendon, OL; Derrick Nix, RB; T.J. Slaughter, LB; Adalius Thomas, DE; Ty Trahan, LB
- 1997 Robert Brown, DL; Sherrod Gideon, WR; Kasey Keith, OL; Marchant Kenney, LB; Perry Phenix, DB; Harold Shaw, RB; Patrick Surtain, DB; Adalius Thomas, DL
- 1996 Eric Booth, RB/KOR; Leroy Dewitt, OL; Marchant Kenney, LB; Patrick Surtain, DB; Cedric Walthaw, DL

Second Team

- 2016 Parker Shaunfield, PK; Ito Smith, RB
- 2015 Nick Mullens, QB; Ito Smith, RB; Rashod Hill, OL; Mike Thomas, WR; Michael Smith, DL; Brian Anderson, LB
- 2013 Khyri Thornton, DL
- 2011 Austin Davis, QB; Joe Duhon, OL; Jason Weaver, OL; Danny Hrapmann, PK
- 2010 Austin Davis, QB; Anthony Gray, DL; Cordarro Law, DL; Justin Wilson, DB
- 2009 Damion Fletcher, RB; Leroy Banks, TE; DeAndre Brown, WR; Korey Williams, LB; Cody Tawater, LS
- 2008 Ryan McKee, OL; Anthony Gray, DL; Eddie Hicks, DB
- 2007 Britt Barefoot, P; Chris Clark, OL; Nick Dean, OL; Damion Fletcher, RB; Shawn Nelson, TE
- 2006 Darren McCaleb, PK; Martavius Prince, DL
- 2005 Travis Cooley, OL; Tom Johnson, DL; Darren McCaleb, K; Brandon Sumrall, DB
- 2004 Trevis Coley, DB; Darren McCaleb, K; Jeremy Parquet, OL; Chad Ruffin, DL
- 2003 Terrell Bowden, TE; Jim Hicks, OL

- 2002 Jason Jimenez, OL; Terrell Paul, DL
- 2001 Jeremy Bridges, OL; Roy Magee, LB; Terrell Paul, DL
- 2000 Billy Clay, OL; Raymond Walls, DB; Chad Williams, DB
- 1999 Sherrod Gideon, WR; Derrick Nix, RB; Terrance Parrish, DB; Todd Pinkston, WR; DeQuincy Scott, DL; Ty Trahan, LB
- 1998 Jose Gonzalez, DB; DeShone Mallard, DB; O'Lester Pope, OL; Cedric Scott, DL
- 1997 Jamaal Alexander, DB; Eric Booth, KOR; Terry Hardy, TE; Henry McClendon, OL; Lee Roberts, QB
- 1996 Terry Hardy, TE; Lee Roberts, QB; Perry Phenix, DB; Daryl Terrell, OL

Third Team

- 2006 Chris Clark, OL; Robert Henderson, DL; Caleb Hendrix, DB; Brandon Sumrall, DB
- 2005 Shawn Nelson, TE
- 2004 Antwon Courington, WR
- 2003 Ronald Jones, DL; Alex Ray, DB; Eric Scott, DL; Chris White, OL; Marvin Young, WR

All-Freshman

- 2016 Ty Pollard, OL
- 2015 Darian Yancey, DL
- 2014 Cornell Armstrong, DB
- 2013 Tyre'oune Holmes, WR; Nick Mullens, QB; Cameron Tom, OL
- 2011 Jamal Woodyard, RB; Rakeem Nunez-Roches, DL; Tray Becton-Martin, DB
- 2010 Kendrick Hardy, RB; Zeke Walters, TE; Khyri Thornton, DL; Alex Walters, DB; Deron Wilson, DB
- 2009 Peter Boehme, P; Tracy Lampley, PR
- 2008 Austin Davis, QB; DeAndre Brown, WR; Terrance Pope, DL; D'Eddrick Jones, DL; Korey Williams, LB
- 2007 C.J. Bailey, DB; Justin Estes, PK
- 2006 Damion Fletcher, RB; Eddie Hicks, DB; Gerald McRath, LB
- 2005 Shawn Nelson, TE
- 2004 Chris Clark, OL; Martavius Prince, DL
- 2003 Travis Cooley, OL; Greg Casnave, DL; Darren McCaleb, K
- 2002 John Eubanks, DB
- 2001 Chris Johnson, WR; Skylor Magee, DL; Jeremy Parquet, OL; Myron Powe, OL; James Walley, RB
- 2000 Greg Brooks, DB; Rod Davis, LB; Jim Hicks, OL; Kenneth Johnson, WR, RS; Terrell Paul, DE
- 1999 Jeremy Bridges, OL; Joe Henley, LB; Zeb Landers, OL; Buck Miciotto, TE; Torrin Tucker, OL
- 1998 Derrick Nix, RB
- 1997 John Nix, DL; DeQuincy Scott, DL
- 1996 Shedrick Blackmon, OL; Sherrod Gideon, WR; Jamie Purser, P; Adalius Thomas, DL

Conference USA Coach of the Year

- 2015 Todd Monken
- 1999 Jeff Bower
- 2003 Jeff Bower
- 1997 Jeff Bower

Conference USA Offensive Player of the Year

- 2015 Nick Mullens, QB

Conference USA Defensive Player of the Year

- 2007 Gerald McRath, LB
- 2005 Kevis Coley, LB



All-Time Honors

- 2004 Michael Boley, LB
- 2003 Rod Davis, LB
- 2000 Cedric Scott, DE
- 1999 Adalius Thomas, DE
- 1998 Adalius Thomas, DE
- 1997 Patrick Surtain, DB

Conference USA Freshman of the Year

- 1998 Derrick Nix, RB

Conference USA Special Teams Player of the Year

- 2004 John Eubanks, KOR/PR

Conference USA Team of the Decade

- Offense** - Derrick Nix, RB; Sherrod Gideon, WR
- Defense** - Michael Boley, LB; Rod Davis, LB; Patrick Surtain, DB; Adalius Thomas, DE
- Special Teams** - Eric Booth, KR; John Eubanks, KR

Conference USA Coach of the Decade

- 2004 Jeff Bower

Conference USA All-Academic Team

- 2015 Cameron Tom, OL; Picasso Nelson, Jr., DB
- 2014 Corey Acosta, PK; Cameron Tom, OL
- 2013 Corey Acosta, PK
- 2012 Corey Acosta, PK; Brandon Francesconi, LB
- 2011 Creighton Nelms, DS
- 2010 Austin Davis, QB
- 2008 Austin Davis, QB
- 2007 Jeremy Young, QB

All-South Independent

First Team

- 1994 Michael Tobias, DT
- 1993 Todd Beeching, OT; Bobby Hamilton, DE; Michael Tobias, DT; Tyrone Nix, LB; LT Gulley, DB
- 1992 Leon Anderson, OG; Tyrone Nix, LB; Terryl Ulmer, DB; Michael Welch, RB
- 1991 Tony Smith, TB
- 1990 Chafan Marsh, OG
- 1988 Scott Bryant, P
- 1987 Pat Ferrell, OT
- 1986 Onesimus Henry, LB; Pat Ferrell, OT
- 1984 Richard Byrd, DT
- 1983 Jerald Baylis, NG; Bud Brown, S; Glen Howe, OT; Louis Lipps, WR;
- 1982 Jerald Baylis, NG; Reggie Collier, QB; Sam DeJarnette, TB; Glen Howe, OT; George Tillman, DE
- 1981 Jerald Baylis, NG; Reggie Collier, QB; George Tillman, DE; Sammy Winder, TB
- 1980 Hanford Dixon, DB; Marvin Harvey, TE; George Tillman, DE; Jamey Watson, OC; Sammy Winder, TB
- 1979 Marvin Harvey, TE; J.J. Stewart, DE; Clump Taylor, LB
- 1978 Randy Butler, OT; Stoney Parker, DT; Clump Taylor, LB
- 1977 Ben Garry, TB; Stoney Parker, DT; Eric Smith, OT
- 1976 Ben Garry, TB; Eric Smith, OT; Bobby Smithart, DE
- 1975 Jerry Fremin, OT; Randy Latta, NG; Norris Thomas, DB
- 1974 Ron Cheatham, LB; Rick Gemmel, DB; John Sawyer, TE
- 1973 Fred Cook, DE; Mike Dennerly, LB; Doyle Orange, TB; Ricky Palmer, P; Clint Tapper, OG
- 1972 Fred Cook, DE; Mike Dennerly, LB; Ray Guy, DB/P

- 1971 Ray Guy, P; Jimmy Haynes, OC; Johnny Herron, DT
- 1970 Hugh Eggersman, DE; Ray Guy, DB/P; Dickey Surace, LB
- 1969 Radell Key, DT; Billy Mikel, WR; Bob Sheperd, OT
- 1968 Melvin Autry, C; Rex Barnes, nt; Radell Key, DT; Ihor Kondrat, OG

Second Team

- 1995 Tim Bell, DL; Fred Brock, WR; Chris Pierce, K; Daryl Terrell, OL
- 1994 Brent Duggins, OG; LT Gulley, DB
- 1992 Bobby Hamilton, DE; George McReynolds, G; Lance Nations, K; Marcus Pope, TE; Michael Tobias, DT
- 1991 Derrick Hoskins, DB; Chafan Marsh, G; Thad McDowell, LB; Marcus Pope, TE; Chris Ryals, T; Arnie Williams, LB
- 1990 Brett Favre, QB; Tony Smith, TB; Arnie Williams, LB
- 1989 Scott Bryant, P; William Kirksey, LB; Chris Ryals, T; Kerry Valrie, DB
- 1988 Shelton Gandy, TB; James Henry, DB; George Hill, LB; Marty Williams, C
- 1986 Vincent Alexander, TB; Billy Knighten, P
- 1984 Fred Richards, T
- 1983 Richard Byrd, DT; Steve Carmody, C; Sam DeJarnette, TB
- 1982 Bud Brown, DB; Louis Lipps, WR
- 1981 Bud Brown, DB; Glen Howe, OT; Rhett Whitley, DE
- 1978 Greg Aherns, OT; David O'Dom, DB
- 1977 Amos Fowler, OG; Bobby Smithart, DE
- 1974 Jeff Bower, QB; Norris Thomas, DB; Mike Smith, DT

Third Team

- 1995 Robert Brown, DL; Eugene Harmon, LB; Derrick Hervey, DB; Chris Pierce, P

Honorable Mention

- 1995 Fred Brock, RET.; Albert McRae, LB; Rod Thomas, DB

Independent Football Alliance

- 1993 Todd Beeching, T; Perry Carter, DB; Eric Estes, P; LT Gulley, DB; Bobby Hamilton, DE; Michael Tobias, DT
- 1992 Leon Anderson, G; Perry Carter, DB; Tyrone Nix, LB; James Singleton, DE; Terryl Ulmer, DB; Michael Welch, TB

Liberty Bowl Alliance All-Star Team

- 1995 Tim Bell, DL; Fred Brock, WR; Eugene Harmon, LB; Chris Pierce, K/P; Daryl Terrell, Jr., OL
- 1994 Robert Brown, DE; Eugene Harmon, LB; Derrick Hervey, DB; Mark Montgomery, WR; Michael Tobias, DT

All-Gulf States Conference

First Team

- 1951 Dick Caldwell, e; Scrappy Hart, HB; Eddie Kauchick, LB; Walter Mann, T; Bucky McElroy, HB; Phil Musmeci, T
- 1950 Dave Allen, C; Bubba Phillips, HB; Ivan Rasamond, E

Second Team

- 1951 Dave Allen, C; Jimmy Brashier, HB; Jackson Brumfield, E; Ken Farris, G; Jack Fulkerson, T; Tom LeGros, QB; Ed McDaniel, G; Bob McKellar, E; Phil Muscarello, LB
- 1950 Bobby Holmes, QB; Phil Musmeci, T



All-Time Honors

State Awards

Conerly Trophy

(Best Player in the State of Mississippi)

Year	Name	Position
2011	Austin Davis	Quarterback
2007	Damion Fletcher	Running Back
2004	Michael Boley	Linebacker
2002	Rod Davis	Linebacker

National Awards

AFCA Good Works Team

Year	Name	Position
2004	Luke Johnson	Punter
1997	Karr Shannon	Defensive Back

The Burlsworth Trophy

(Given to top former Walk-on who has become solid performer)

Year	Name	Position
2011	Austin Davis	Quarterback

College Football Association All-Academic Team

Year	Name	Position
1992	James Singleton	Defensive End
1991	James Singleton	Defensive End

College Football Chronicle Unsung Hero All-America

Year	Name	Position
1996	Karr Shannon	Defensive Back

CoSIDA Academic All-America

First Team

Year	Name	Position
1997	Jeremy Lindley	Offensive Line
1992	James Singleton	Defensive End

Second Team

Year	Name	Position
2014	Corey Acosta	Kicker
2000	Jeff Kelly	Quarterback
1991	James Singleton	Defensive End

National Football Foundation and College Hall of Fame

Year	Name	Position
2004	Ray Guy	Punter
1987	Thad "Pie" Vann	Coach

National Football Foundation and College Hall of Fame Scholar Athlete

Year	Name	Position
2001	Jeff Kelly	Quarterback

The Sporting News Freshman All-America Team

Year	Name	Position
2008	DeAndre Brown	Wide Receiver (Second Team)
2006	Gerald McRath	Linebacker (First Team)
	Damion Fletcher	Running Back (Second Team)

2005	Shawn Nelson	Tight End (Third Team)
2003	Darren McCaleb	Kicker (Third Team)
2001	Skylor Magee	Defensive Line (Third Team)
2000	Rod Davis	Linebacker (Second Team)
1998	Derrick Nix	Running Back (First Team)
1997	John Nix	Defensive Tackle
1996	Adalius Thomas	Defensive End

CollegeFootballNews.com

Freshman All-America Team

Year	Name	Position
2010	Kendrick Hardy	Running Back (Honorable Mention)
	Deron Wilson	Defensive Back (Honorable Metnion)
2008	DeAndre Brown	Wide Receiver (First Team)
	Austin Davis	Quarterback (Honorable Mention)
2006	Gerald McRath	Linebacker (Second Team)
	Damion Fletcher	Running Back (Second Team)

Lowe's Senior Class Award

Year	Name	Position
2011	Austin Davis	Quarterback (Finalist)

CollegeFootballNews.com Sophomore

All-America Team

Year	Name	Position
2007	Gerald McRath	Linebacker (Second Team)
	Damion Fletcher	Running Back (Second Team)

Woody Hayes NCAA Division I

National Scholar-Athlete

Year	Name	Position
2005	Luke Johnson	Punter
2001	Jeff Kelly	Quarterback

The Frank Broyles Award Finalists

Year	Name	Position
2003	Tyrone Nix	Defensive Coordinator

National Defensive Player of the Year - SportsRampage.com

Year	Name	Position
1999	Adalius Thomas	Defensive End

Southern Miss Team of the Century

Offense: End - Cliff Coggin (1948-49), Bob Yenko (1955-58); Guard - Amos Fowler (1975-77), Hamp Cook (1952-54); Center - Richard Johnston (1956-58); Tackle - Glen Howe (1980-83); Don Owens (1953-56); Tight End - Marvin Harvey (1977-80); Wide Receiver - Louis Lipps (1980-83), Sherrod Gideon (1996-99); Quarterback - Brett Favre (1987-90); Reggie Collier (1979-82); Left Half - Derrick Nix (1998-2001), Bubba Phillips (1947-50); Fullback - Bucky McElroy (1951-53); Right Half - Sammy Winder (1978-81), Hugh Lauren Pepper (1952-53).

Defense: Line - Jerald Baylis (1980-83); Richard Byrd (1981-84), Don Hultz (1960-62), P.W. Underwood (1954-56); Ends - Adalius Thomas (1996-99), Fred Cook (1971-73); Linebacker - Ronald (Clump) Taylor (1976-79), Ken Avery (1964-66), Doug Satcher (1963-65), Harold Hays (1960-62); Cornerback - Patrick Surtain (1994-97), Hanford Dixon (1977-80); Safety - Bud Brown (1980-83), Tommy Walters (1962-63).

Specialist: Kickoff Returns - Tony Smith (1989-91); Punt Returns - James Henry (1986-88); Kicker - Steve Clark (1981-83); Punter - Ray Guy (1970-72).



Southern Miss Legends Club

Over the years there have been many standouts to don Southern Miss Golden Eagle jerseys. There have been countless all-conference and All-America players. There have been members of conference championship and NCAA postseason teams. There have been those who made their mark on Golden Eagle athletics, excelling in different sports and eras, all giving their heart and soul for Southern Miss.

While the standouts to grace the fields and courts have been many, there's been a select few who truly carved a niche in their respective sports. The Southern Miss Department of Athletics created an organization to honor these heroes – the Southern Miss Legends Club.

An idea inspired by former football great Sammy Winder, the Legends Club recognizes

former university athletic standouts who made prominent contributions in their individual sports.

The players' athletic feats are enough to deserve the highest honor in the world of sports – having their respective jerseys retired. But with the Legends Club, Southern Miss' standouts do not have their jerseys retired. Instead, the players are honored by being recognized with membership in this prestigious club. Their names and numbers will be displayed prominently in the athletic facilities in which they played.

There are 23 such members in the Legends Club, 15 of which are associated with the football program. Those individuals include Reggie Collier, Fred Cook, Hanford Dixon, Brett Favre, Ray Guy,


Bucky McElroy, Derrick Nix, Hugh Laurin Pepper, Bubba Phillips, Adalius Thomas and Sammy Winder, along with the 1958 and 1962 National Championship teams and former coaches Jeff Bower and Thad "Pie" Vann.

The remaining makeup of the Legends Club includes four associated with the men's basketball program. This group consists of all-star players Wendell Ladner, Nick Revon, Clarence Weatherspoon and legendary coach M.K. Turk, the winningest coach in the program's history. Also represented are women's basketball standout Janice Felder and women's softball stars Courtney Blades and Amy Berman. Only one other coach has been inducted into the group – former women's basketball coach Kay James.


The Legends Club for Southern Miss Football



Jeff Bower
(1973-75)
Head Coach
(1990-2007)




Reggie Collier
Football
(1979-82)



Fred Cook
Football
(1971-73)



Hanford Dixon
Football
(1977-80)




Brett Favre
Football
(1987-90)




Ray Guy
Football
(1970-72)



Bucky McElroy
Football
(1951-53)




Derrick Nix
Football
(1998-2000, 2002)



Hugh Laurin Pepper
Football
(1952-53)



Bubba Phillips
Football
(1947-50)



Adalius Thomas
Football
(1996-99)




Thad "Pie" Vann
Head Coach
(1949-1968)



Sammy Winder
Football
(1978-81)



1958 National Champions



1962 National Champions



M-Club Hall of Fame

Inducted February 20, 1965

- Melvin "Pel" Autry - Football 1939-40-41
- Tom Bishop - Basketball 1950-51-52-53
- Robert "Curley" Dement - Football 1941-46-47
- C. L. "Dipsey" Dews - Football 1940-41-42
- Nollie C. Felts, Sr. - Football 1922-23-24-26
- Jack Gallagher - Basketball 1950-51-52-53
- Reed Green - Football 1930-31-32-33
- M. C. Johnson - Football 1939-40
- William "Mike" Katrishen - Football 1941-42-46-47
- Joe Latham - Football 1941-46-47
- Fred "Coon" Leech - Football 1922-23-24-25
- A. D. "Sandy" Morgan - Football 1938-39
- John M. "Bubba" Phillips - Football 1947-48-49-50
- Henry "Hindu" Reynolds - Football 1947-48
- Bracie Smith - Football 1936-37
- James Stubbs - Golf 1947-48-49-50
- Reginald Switzer - Football 1936-37
- Richard "Dick" Thames - Football 1941-46
- P. W. Underwood - Football 1954-55-56
- Joe Vetrano - Football 1940-41-42
- George Westerfield - Football 1936-37-38

Inducted March 26, 1966

- Henry "Frenchie" Bolis - Football 1939-40
- Frank Brown - Football 1946-47-48
- G. F. "Sporty" Dabbs, Jr. - Football 1937-38
- Bobby Holmes - Football 1949-50
- Earl "Harlow" Morgan - Football 1936-37
- Don Owens - Football 1953-54-55-56
- Hugh Pepper - Football 1952-53
- Nick Revon - Basketball 1951-52-53-54
- Jay Smith - Football 1946-47
- J. D. Stonestreet - Football 1935-36
- O. M. "Brownie" Thomas - Football 1930-31
- Fred Waters - Baseball 1947-48

Inducted April 29, 1967

- Charles Gillis - Golf 1953-54-55-56
- Micky Harrington - Basketball 1952-53-54-55
- Billy Jarrell - Football 1953-54
- Jesse Elmo Lang - Football 1949-50-51-52
- Roland Loper - Football 1940-41-46
- Bucky McElroy - Football 1949-50-51-52
- C. G. Meador, Sr. - Football 1913-14
- Andy Webb - Football 1937-38

Inducted April 27, 1968

- Victor Allgood - Basketball 1947-48
- Doyle Coats - Football 1926
- Cliff Coggin - Football 1948-49
- Jim Davenport - Football 1952-53-54
- Frank Montague, Sr. - Football 1913
- George Sekul - Football 1957-58
- Arno Vincent - Football 1937-38

Inducted April 26, 1969

- Morris Brown - Football 1947-48-49-50
- Hamp Cook - Football 1952-53-54
- Fred Dickey - Football 1938-39
- Tony Martello - Football 1929-30-31
- Bob Yencho - Football 1955-56-57-58

Inducted May 9, 1970

- Clay Boyd - Football 1932-33
- J. P. Hackney - Football 1926-27-28-29
- Thomas A. Morrow - Football 1958-59-60
- Frank Spruiell - Football 1948-49
- Melvin "Bucky" Waters - Football 1955-56-57-58

Inducted May 8, 1971

- G. S. "Scotty" Bryne - Golf, Football 1951-52-53
- Obaladner - Football 1935-36
- Hugh McInnis - Football 1957-58-59
- Leo Purvis - Football 1935-36
- Joe Stringfellow - Football 1939-40-41

Inducted April 29, 1972

- Les De Vall - Football 1940-41

- Ed Langford - Football 1947-48-49
- Perrin Purvis - Tennis, Football 1935-36-37-38
- Vic Purvis - Football 1963-54-65
- John T. Russell - Football 1956-57-58

Inducted April 28, 1973

- M. G. Clements, Jr. - Football 1940-41
- D. C. Leech - Football 1923-24
- Walter Love III - Golf 1955-56-60
- Bob McKellar - Football 1950-51-52
- Jerrell Wilson - Football 1961-62

Inducted April 26, 1974

- Roy Danforth - Basketball 1958-61
- Thomas "Scoop" Howard - Football 1937-38-39
- Don Hultz - Football 1960-61-62
- Maxie Lambright - Football 1946-47-48
- C. J. "Pete" Taylor - Football 1941-46

Inducted May 10, 1975

- Doug Barfield - Football 1954-55-56
- Les Clark - Football 1953-54-55
- L. E. Gafford - Football 1920-21-22-23
- Phil Musmeci - Football 1948-49-50-51
- Wayne Pulliam - Basketball 1957-59

Inducted May 8, 1976

- Jimbo Green - Baseball 1961-62-63
- Gary Hannan - Basketball 1963-66
- Buddy Supple - Football 1957-58-59
- Al Tregle - Football 1954-55-56
- Robbie Webb - Golf 1957-58-59-60

Inducted May 7, 1977

- Jackson Brumfield - Football 1951-52-53
- James R. Carpenter - Basketball 1948-50
- Pat Ferlise - Football 1951-52
- Harold Hays - Football 1960-61-62
- Tom Roussell - Football 1965-66-67
- Thad "Pie" Vann - Football Coach 1937-68

Inducted April 29, 1978

- Frank Baker - Baseball 1965-66-67
- Ray Guy - Football 1970-71-72
- Richard Johnston - Football 1956-57-58
- Wendell Ladner - Basketball 1967-69
- Reese Snell - Football 1947-48-49
- B. O. Van Hook - Golf Coach 1951-69

Inducted April 28, 1979

- Billy Allgood - Basketball 1949-52
- Fred Cook - Football 1971-72-73
- Lee Floyd - Basketball Coach 1949-53, 1962-71
- Wiggle Green - Boxing 1935-36-37-38
- Jackie Howard - Football 1951-52-53-54
- Willie Oubre - Football 1936-37-38

Inducted April 26, 1980

- Dick Caldwell - Football 1951-52-53
- Morris Meador - Football 1959-60-61
- Clyde "Heifer" Stuart - Coach 1949-58
- Wilson Plunkett - Baseball 1972-73-74
- Joe Yenni - Football 1939-40-41

Inducted April 25, 1981

- Jimmy Havard - Football 1960-61-62
- Jim King - Football 1963-64
- Andin McLeod - Football 1959-60
- Norris Thomas - Football 1972-73-74-75
- Tom Walters - Football 1962-63

Inducted May 1, 1982

- Wesley "Buzzy" Clark - Football 1953-54-55
- Bob Garrison - Basketball 1955
- Levis Murray, Jr. - Football 1950
- Doug Rouse - Football 1968-69
- Jake Scott - Football 1936-37-38
- H. A. Smith - Football Coach 1949-54

Inducted April 30, 1983

- J. C. Arban - Football 1955-56-57-58
- Ken Avery - Football 1964-65-66
- Bo Dickinson - Football 1953-56-57
- Don Fuell - Football 1959-60-61
- J. Lloyd Milam - Faculty Representative 1953-79
- Doug Satcher - Football 1963-64-65

Inducted April 27, 1984

- Sam H. Hall - Golf 1954-58
- Nick Kolinsky - Football 1961-62-63
- John Mangum - Football 1964-65
- Lawrence Meeks - Football 1954-55-56-57
- Billy Mikel - Football 1968-69-70

Inducted April 26, 1985

- Ed Assaf - Baseball 1966-67-68
- Jim Brasher - Football 1951-52-53
- Ace Cleveland - SID 1955-86
- Bill Devrow - Football 1964-65-66
- Larry Moulton - Football 1968-70
- John Sawyer - Football 1972-73-74
- Poochie Stringfellow - Football 1964-65-66

Inducted April 25, 1986

- Hank Autry - Football 1966-67-68
- Marvin E. Breazeale - Football 1961-62
- Rick Donegan - Football 1969-70-71
- Ken Fortenberry - Basketball 1955-58
- Dr. E. Larry "Doc" Harrington - Trainer/Tennis Coach 1950-94
- Eddie Kauchick - Football 1949-50-51

Inducted April 25, 1987

- Carl Allen - Football 1974-75-76
- Billy Applewhite - Golf 1962-63-64-65
- Troy Craft - Football 1964-65-66
- Amos Fowler - Football 1975-76-77
- Bobby Posey - Football 1951-52-53
- Bob Stevens - Football 1947-48

Inducted April 23, 1988

- Jeff Bower - Football 1973-74-75
- Capt. Billy Dickson - Baseball 1960-61-62-63
- Hanford Dixon - Football 1977-78-79-80
- Dr. William D. McCain - President, 1955-75
- Clint Tapper - Football 1971-72-73
- Don Winstead - Football 1947-48

Inducted April 21, 1989

- Lionel Fayard - Football 1968-69-70
- Shirley Jones-Hill - Basketball 1977-81
- Buddy Palazzo - Football 1970-71-72
- Fred Smallwood - Football 1953-54-55
- Sammy Winder - Football 1978-79-80-81

Inducted April 20, 1990

- Larry Boyd - Basketball 1979-83, Football 1983, Baseball 1981
- Bud Brown - Football 1980-81-82-83
- Richard Byrd - Football 1981-82-83-84
- Hill Denson - Baseball 1966
- Buster Mullin - Football 1946-47
- John Prince - Basketball 1974-77

Inducted April 26, 1991

- Bill Davis - Football 1966-69-70
- Larry Harrington, Jr. - Football 1976-78, Baseball 1979-80
- Glen Howe - Football 1980-81-82-83
- Earl Marshall - Football 1956-57
- M. K. Turk - Basketball Coach 1976-96

Inducted April 10, 1992

- Mike Crenshaw - Football 1976-77-78
- Dickie Dunaway - Football 1965-66-67
- George Herring - Football 1954-55
- Mike McAdams - Football 1966-67-68
- Portland McCaskill - Basketball 1981-85
- Anthony "Stoney" Parker - Football 1975-76-77-78



M-Club Hall of Fame

Inducted April 16, 1993

- Chuck Cook - Football 1977-78-79-80
- Webb Farish - Football 1950-51
- Jim Gallaspy - Head Trainer 1974-2000
- Helen Grant - Women's Basketball 1977-79, Softball 1980, Tennis 1978-79, Volleyball 1979, Volleyball Coach 1980-91, Tennis Coach 1981-87, Softball Coach 1987-92
- Milo McCarty - Football 1965-66-67

Inducted April 22, 1994

- Kay James - Basketball Coach 1977-99
- Louis Lipps - Football 1980-81-82-83
- Hugh Mitchell - Football 1953-54
- Doc Roberts - Golf 1952
- Ron "Clump" Taylor - Football 1976-77-78-79
- Hub Waters - Football 1952-53-54
- Ben Willoughby - Football 1961-62

Inducted April 7, 1995

- Bill Boling - Football 1951-52-53-54
- Steve Carmody - Football 1980-81-82-83
- Jimmie McDowell - Sports Information Director 1951-54
- Bob Weathers - Basketball 1950-54

Inducted April 12, 1996

- Dr. Robert Boothe - Basketball & Baseball 1955-58
- Fred Cooley - Baseball 1987-89
- Roland Dale - Athletic Director 1974-87
- Willie Heidelberg - Football 1970-71
- Arthur J. "Red" Mangum - Football 1947-48

Inducted April 18, 1997

- Rich Corsetto - Basketball & Baseball 1968-71
- Jim "Coon Dog" Davis - Football 1953-54
- Brett Favre - Football 1987-88-89-90
- Joye Lee McNelis - Women's Basketball 1980-84

Inducted April 17, 1998

- Ben Garry - Football 1974-75-76-77
- Dr. Aubrey K. Lucas - President 1975-97
- Corky Palmer - Baseball 1974-75-76-77
- Tony Rouchon - Football 1950-51-52

Inducted April 9, 1999

- Randy Butler - Football 1976-78
- Tom Le Gros - Football 1949-51, Baseball 1949-52
- George Stevens - Football 1947-48, Basketball 1947-49
- Bob Witt - Football 1941-46

Inducted April 7, 2000

- Thamas Coleman - Coach 1978-99
- Reggie Collier - Football 1979-82
- Janice Felder - Women's Basketball 1990-94
- Randolph Keys - Men's Basketball 1984-88
- Jackie Laird - Men's Basketball 1960-64
- John Perkins - Football 1957-58
- Jimmy Taylor - Football 1956-58
- Donnie Young - Track 1980-84

Inducted April 6, 2001

- Billy Coleman - Football 1961-1962
- Nancy Faulk - Women's Basketball 1977-81
- Sam Hollingsworth - Men's Basketball 1953-55, 1957-59
- H. C. "Bill" McLellan - Athletic Director 1986-1998
- Barbara Taylor Gandy - Softball 1980-82
- Butler "Sonny" Tucker - Football 1957-59
- Mitchell Williams - Track 1980-84

Inducted April 12, 2002

- Willie Coats - Football 1957-58
- Bobby Collins - Head Football Coach 1975-81
- Marvin Harvey - Football 1977-78-79-80
- L. T. Herrmann - Football 1952-53-54
- Steve Knight - Baseball 1975-76-77-78
- Diana Lyons-Jones - Basketball 1977-78-79
- Chuck Rohe - Track & Field 1982-83

Inducted April 11, 2003

- Rex Barnes - Football 1967-68-69
- Tanya Bullock - Basketball 1991-92-93-94
- Tommy Davis - Baseball 1992-93-94
- Charles Ellzey - Football 1957-58-59
- Glen Hnatiuk - Golf 1985-86-87-88
- Tyrone Nix - Football 1990-91-92-93
- Ken Shearer - Administrative Assistant 1957-58-59-60

Inducted April 16, 2004

- Dr. Wayne Adkison - Football 1966-67-68
- Marshall Bell - Head Track and Field Coach 1979-97
- Stephanie Brown DeBrisco - Cross Country, Track and Field, 1989-90-91-92
- Steve Clark - Football 1981-82-83
- Shelton Gandy - Football 1985-86-87-88
- Todd Nace - Baseball 1989-90-91
- James van Norman - Golf 1954-55-56-57

Inducted April 15, 2005

- Casey Fisher - Basketball 1985-86-87-88
- Jeff Hammond - Football 1976-77-78
- Onesimus Henry - Football 1984-85-86-87
- Steve Summer - Golf 1988-90-91
- Jack Thomas - A-st. Coach/Football 1958-60
- Kerry Valrie - Football 1987-88-89-90
- Baseball 1988-89-90

Inducted March 31, 2006

- Sam Bella - Football 1962-63
- Courtney Blades-Rogers - Softball 1999-2000
- John Brechtel - Football 1962; Baseball 1961-62-63
- Gene Carlisle - Mascot 1962-63
- Greg Hausler - Football 1981-82-83-84
- Jimmy Haynes - Football 1969-70-71
- Pat Kergosien - Track 1982-86
- Clemon Terrell - Football 1980-81-82-83
- Clarence Weatherspoon - Basketball 1989-90-91-92

Inducted April 13, 2007

- Amy Berman - Softball 1999-2000
- Larry Ecuyer - Football 1962-63-64
- Ricky Floyd - Football 1978-79-80-81
- Kenny Glenn - Track 1987-88-89-90
- Derrek Hamilton - Basketball 1985-86-87-88
- Vinson "Bull" Sullivan - Football 1957-58
- Dr. Shelby Thames - President 2002-07

Inducted October 28, 2007

- Richard "Dick" Shields - Football 1933-34-35
- Ronald J. Slay - Head Football Coach 1912

Inducted September 19, 2008

- Owen Bowen III - Football Admin. Asst. 1974-present
- Harmon (Bull) Brannan - Football 1963-64
- Mike Denney - Football 1972-74
- Buddy King - Football 1986-89
- Michael Hansson - Men's Tennis 1982, 1984-86
- Kyle Logan - Baseball 1994-97
- Charlie McArthur - Football 1957-59
- Lynn McLelland - Athletic Department 1974 - 2011

Inducted September 18, 2009

- Jim Carmody - Football Coach 1982-87
- Erin Doyle-Packer, Women's Golf 1997-2000
- Wydol Faggard - Track 1954-57
- Marchant Kenney - Football 1994-97
- Louis D. Megehee - Football 1928-29
- Lee Roberts - Football 1994-98

Inducted September 18, 2010

- Mark Carmichael - Football 1979-82
- Charles Dedwylder - Football 1959-61
- Jennifer Ford - Softball 1999-2000
- Larry Hancock - Football 1962-63
- Kevin Mangum - Athletic Trainer 1978-81

- Buth McKenzie - Men's Tennis 1980-83
- Bill Selby - Baseball 1991-92
- Rhett Whitley - Football 1978-81

Inducted September 16, 2011

- Darrin Chancellor - Men's Basketball 1987-91
- Joe Dawson - Men's Basketball 1978-82
- Angela Atterberry - Women's Basketball 1997-00
- Keith Kennedy - Men's Swimming 1980-84
- Chris Logan - Baseball 1990-94
- Todd Pinkston - Football 1996-99
- Patrick Surtain - Football 1994-97
- Jerry Taylor - Football 1954-56
- Adaluis Thomas - Football 1996-99

Inducted September 28, 2012

- Bill Breene - Baseball 1972-75
- Bobby Hamilton - Football 1990-93
- James Henry - Football 1986-88
- Sharon Montgomery-Nelson - Volleyball, 1985-88
- Kenny Siler - Men's Basketball 1983-87
- Ricky Sutherland - Baseball 1973-76
- John White - Men's Basketball 1984-88
- Tim Yelverton - Men's Golf 1999-2002

Inducted October 4, 2013

- James Berry - Baseball 1959-63
- Jeff Cook - Baseball 2000-03
- Mike Craft - Football 1968-70
- Stacey Hall - Soccer 1997-2000
- Bernard Haslett - Men's Basketball 1990-94
- Derrick Nix - Football 1998-2002
- Wenston Riley - Men's Track 1999-2000
- T.J. Slaughter - Football 1995-99

Inducted September 19, 2014

- Michael Boley - Football 2001-04
- Ken Fischer - Baseball 1955-57
- Jarrett Hoffpauir - Baseball 2002-04
- Nedra Hosey - Women's Basketball 1993-97
- Casey Price - Men's Basketball 1971-74
- DeQuincy Scott - Football 1997-2000
- Jacob Wilson - Men's Track 1998-2000

Inducted September 11, 2015

- Gary Cannizarro - Baseball 1973-76
- Rod Davis - Football 2000-03
- Sherrod Gideon - Football 1996-99
- Chris Hayden - Tennis 1990-93
- Jeff Kelly - Football 1998-2001
- Billy Lyons - Football 1960-62
- Patricia Nash Griffin - Women's Basketball 1992-96
- Cedric Scott - Football 1997-2000
- Sheila Sims-Williams - Volleyball 1981-82, 84-85
- Kenny Smith - Basketball 1976-80
- Wilhemina "Kat" Smith - Women's Basketball 1982-85

Inducted September 16, 2016

- Sonny Baskin - Football 1947-49
- Joe Ganse - Football 1972-74
- Curtis Green - Basketball 1980-84
- Cliff Lewis - Football 1978-80
- Marc Maddux - Baseball 2003-06
- Pam McCoy - Women's Basketball 1978-81
- Chris Ryals - Football 1988-91
- Harold Shaw - Football 1994-97
- Toby Simpson - Tennis 1995-98

- Deceased



Postseason Games

Golden Eagles in Postseason All-Star Games

All-America Bowl

1958 Bob Yenko, E

Blue-Gray All-Star Classic

2001 Chad Williams, DB
Roy Magee, LB

2000 Daleroy Stewart, DT

1996 Daryl Terrell, OL

1992 Marcus Pope, TE
Chris Pierce, K

1991 Derrick Hoskins, DB
Tim Roberts, DT

1989 Buddy King, T

1987 Billy Knighten, P

1986 Vincent Alexander, TB
Collins Hess, DB

1984 Richard Byrd, DL

1983 Jerald Baylis, NG
Glen Howe, OL

1982 Reggie Collier, QB

1980 Marvin Harvey, TE
Hanford Dixon, DB
Jamey Watson, OL

1974 Fred Cook, DE
Mike Dennery, C

1967 Tommy Roussel, LB

1966 Ken Avery, LB
Troy Craft, E

1965 John Mangum, T

1962 Billy Coleman, QB

1961 Don Fuell, QB

1949 Cliff Coggin, WR

1948 Albert Sanders, C

Casino Del Sol All-Star Game

2012 Ryan Balentine, WR
Cordarro Law, DL

College All-Star Game

1973 Ray Guy, P

1968 Tommy Roussel, LB

1962 Don Fuell, QB

1960 Charles Ellzy, C
Hugh McClinnis, E

1957 Don Owens, T

1954 Bucky McElroy, HB

East-West Shrine Bowl

2017 Nick Mullens, QB
Cameron Tom, C

2012 Austin Davis, QB
Lamar Holmes, OL
Ronnie Thornton, LB

2001 Leo Barnes, DB

2000 Sherrod Gideon, WR

1999 DeShone Mallard, B

1997 Daryl Terrell, OL

1991 Brett Favre, QB

1985 Richard Byrd, DT

1984 Steve Carmody, C

1983 Eddie Ray Walker, B

1982 Sammy Winder, RB
Rhett Whitley, DE

1979 Randy Butler, OF/OG

1977 Amos Fowler, G

1956 Don Owens, T

Inta Juice North-South All-Star Classic

2007 Darren McCaleb, K

Japan Bowl

1988 Billy Knighten, P

1987 Collins Hess, DB

1987 Collins Hess, DB

Las Vegas All-American Classic

2004 Antoine Cash, LB
Eric Scott, DT

Magnolia Gridiron All-Star Classic

2005 Dustin Almond, QB
John Eubanks, DB

NFLPA Collegiate Bowl

2016 Kalan Reed, DB
Mike Thomas, WR

2015 Emmanuel Johnson, DB

2014 Khyri Thornton, DL

2012 Darius Barnes, OL

Rotary Gridiron Classic

2003 Ronald Jones, DL

2002 Jeremy Bridges, OL
Jason Jimenez, OL

2000 John Nix, DL
Daleroy Stewart, DL

Senior Bowl

2013 Jamie Collins, DL

2009 Shawn Nelson, TE

2004 Michael Boley, LB
Jeremy Parquet, OL

2003 Greg Brooks, DB
Rod Davis, LB
Etric Pruitt, DB

2002 Jeremy Bridges, OL
Torrin Tucker, OL

2000 Cedric Scott, DE
Raymond Walls, DB
John Nix, DT

1999 Sherrod Gideon, WR

Terrance Parrish, DB

Todd Pinkston, WR

T.J. Slaughter, LB

1997 Adalius Thomas, DE

Jamaal Alexander, DB

Patrick Surtain, DB

1996 Johnny Lomoro, K

1994 Michael Tobias, DT

1993 Perry Carter, DB

1992 Mike Losia, DS

Marcus Pope, TE

James Singleton, LB

1991 Tony Smith, TB

Tim Roberts, DT

Chris Ryals, T

Arnie Williams, LB

1990 Brett Favre, QB

Kerry Valrie, DB

1989 James Henry, DB

1988 Chris Seroka, k

1987 Sidney Coleman, LB

1986 Lyneal Alston, WR

1985 Richard Byrd, DT

1984 Steve Carmody, C

Glen Howe, T

Louis Lipps, WR

1983 Reggie Collier, QB

1982 Sammy Winder, TB

1981 Hanford Dixon, DB

1980 J.J. Stewart, DE

1979 Randy Butler, T

1978 Ben Garry, TB

1976 Norris Thomas, DB

1975 John Sawyer, TE

1974 Fred Cook, DE

Harvey McGee, WR

1972 Jimmy Haynes, C

1970 Henry Quick, DE

1969 Melvin Autry, C

1968 Tommy Roussel, LB

1967 Ken Avery, LB

1963 Harold Hays, C

1962 Don Fuell, QB

1961 Tommy Morrow, LB

1960 Hugh McClinnis, E

Johnny Skoplan, HB

1959 Richard Johnston, CR

George Sekul, QB

1958 Curry Juneau, E

1957 Don Owens, T

1956 George Herring, QB/P

1955 Hamp Cook, G

1954 Bucky McElroy, FB

1952 Scrapy Hart, HB

1951 Bubba Phillips, HB

1950 Cliff Coggin, E

Texas vs. The Nation

2008 Brandon Sumrall, DB



All-Time Letterwinners

Chapman, Anthony.....	1998-99-00	Crayton, Rod.....	2014-15-16	Duhon, Joe.....	2010-11-12	Floyd, V.J.....	2007-08-09-10
Chapman, Derek.....	2005-0-076	Crenshaw, Mike.....	1976-77-78	Dunaway, Dickie.....	1964-65-66	Flurry, H.L.....	1920-21-25
Chatelain, Matthew.....	2004-05-06-07	Crestman, J.H.....	1928	Dunn, Kendall.....	1994-95-96-97	Flynt,.....	1932
Cheatham, Ronnie.....	1972-73-74-75	Crimm, Ben.....	1988-89-90	Dunn, Steve.....	1972-73-74	Foley, Bill.....	1970-71
Childers, W.F.....	1926-27-28	Critt, Armand.....	1939-40	DuPont, Robert.....	1982	Ford, Terrance.....	2002-03-04-05
Chisolm, Scott.....	1966-67-68	Croley, Scott.....	1998-99-00-01			Fore, Steve.....	1967-68-69
Christmas, J.Y.....	1935-36-37	Crusoe, Carlos.....	2002	E		Forde, James.....	1939-40
Clancy, Charles.....	1973-74-75-76	Culliver, Grant.....	1978-79-80	Earnest, Ryan.....	2003	Foshee, Orville.....	1946
Clark, Bishop.....	1931	Cumbie, Seth.....	2001-02-03-04	East, T.F.....	1914	Foshee, Win.....	1969
Clark, Brett.....	1992	Cunningham, Donald.....	1993-94-95-96	Ector, Clemon.....	1974-75-76-77	Foster, Devonta.....	2015-16
Clark, Chris.....	2004-05-06-07			Ecuyer, Larry.....	1962-63-64	Foster, Kyle.....	2014
Clark, Garrett.....	2012	D		Edenfield, Thomas.....	2010-11	Fowler, Amos.....	1975-76-77
Clark, Harold.....	1955-56	Dabbs, Fortner (Sporty).....	1937-38	Edgar, Frank.....	1942	Fowler, Danny.....	1998-99-00-01
Clark, Harry.....	1939-40	Dabbs, J.V.....	1916	Edwards, Addaryl.....	2002-03-04	Fox, E.E.....	1915
Clark, Lesley.....	1953-54-55	Daigle, Stephen.....	2003-04-05-06	Edwards, Elmer.....	1936	Francesconi, Brandon.....	2011-12
Clark, Ricardo.....	2004-05	Dale, J.E.....	1923-24-25-26	Edwards, Jon Michael.....	2015	Francis, Brandon.....	1996-97-98-99
Clark, S.A.....	1930	Dale, V.C.....	1915	Edwards, W.G.....	1912-15	Franklin.....	1927
Clark, Steve.....	1981-82-83	Dampeer, Greg.....	1982-83-84-85	Eggersman, Hugh.....	1969-70-71	Franklin, Antonio.....	1998
Clark, Wesley (Buzzy).....	1953-54-55	D'Angelo, Joey.....	1970-71	Elder, Reggie.....	1990-92-93	Freeman, Bill.....	1961-62-63
Clay, Billy.....	1999-00	D'Angelo, Micky.....	2001-02-03	Ellender, Vaughn.....	1947-48	Freeman, Thomas Glover.....	1938-39
Clayton, N.R.....	1920-21	D'Angelo, Robby.....	2003-04-05-06	Elliott, Roger.....	1967-68-69	Freeman, Wil.....	2012-13-14-15-16
Cleckler, Dillon.....	2001-02-03-04	Daniell, Steve.....	1974	Ellis, Ryan.....	2007	Fremin, Jerry.....	1973-74-75
Clements, M.G.....	1940-41	Daniels, J.W.....	1929-30	Ellis, Steve.....	1988	Friedhoff, Gary.....	1966
Clinton, E.W.....	1926	Daniels, Terry.....	1976	Elizey, Charles.....	1957-58-59	Fuell, Don.....	1959-60-61
Coats, Willie (Teenie).....	1957-58	Dantzler, Orlando		Emerson, Ralph.....	1941-42	Fulkerson, Jack.....	1950-51
Cochran, Pete.....	1934	(Pop).....	1998-99-00-01	Esckridge, John.....	1998	Furlow, S.M.....	1913-14-15
Cockfield, Larry.....	1972-73	Darby, C.J.....	1920	Estes, Eric.....	1992-93	Fussell, Clifton.....	1972-73-74
Coggin, Cliff.....	1948-49	Davenport, Jim (Peanuts).....	1952-53-54	Estes, Justin.....	2007-09		
Colbert, Clevon.....	1991	Davidson, Richie.....	1997-98	Ethridge, Ron.....	1979	G	
Coleman, Billy.....	1961-62	Davis.....	1916	Eubanks, John.....	2002-03-04-05	Gabourel, Shane.....	1978-80-81
Coleman, F.M.....	1915	Davis, Austin.....	2008-09-10-11	Eubanks, Brian.....	2000-01	Gabriel, Jack.....	1996-97-98
Coleman, Barrett.....	1982-83	Davis, Bill.....	1968-69-70	Evans, Bruce.....	1950	Gafford, L.E.....	1920-21-22-23
Coleman, John.....	1962	Davis, Brandon.....	2006-07-09	Evans, G.G.....	1919	Galloway, Tito.....	1995
Coleman, Lee.....	1972	Davis, Chuck.....	1989	Evans, G.W.....	1933	Gamble, Shaun.....	1991-92-93-94
Coleman, Sidney.....	1984-85-86-87	Davis, Daythan.....	2014-15	Evans, Roy.....	1934	Gamble, Tracy.....	1981-82-83-84
Coley, Kevis.....	2002-03-04-05	Davis, Fred E.....	1925-26-27-28	Evans, Russell.....	1932-33	Gandy, Shelton.....	1985-86-87-88
Coley, Trevis.....	2002-03-04-05	Davis, Jim.....	1953-54	Evans, Octavius.....	2007	Ganse, Joe.....	1972-73-74
Collier, I.A.....	1925	Davis, J.W.....	1928-29			Gant, Kyle.....	1970-71-72
Collier, Reggie.....	1979-80-81-82	Davis, Larry.....	1986-88	F		Gardner, W.C.....	1928-29
Collins, Jamie.....	2009-10-11-12	Davis, Rod.....	2000-01-02-03	Fagan, Walter.....	1932	Garner, D.....	1931
Collins, Kendrick.....	1988-89-90-91	Davis, Tommy.....	1969	Fairchild, Danny.....	1968-69	Garner, Bobby.....	1999-00-01-02
Collins, Thomas.....	2014	Davis, W.J.....	1920	Fairley, Gayle.....	1927-30-31	Garner, Terrel.....	1967
Collins, Trae.....	2014-15-16	Davis III, Walden.....	2015-16	Fairley, Brandon.....	2013-14-15-16	Garrett, Denton.....	1935-36
Collins, Vernard.....	1989-90-91-92	Dawkins, David.....	1988-89	Farrer, Pitt.....	1969-70-71	Garry, Ben.....	1974-75-76-77
Colona, Darryl.....	1986-87	Dean, Nick.....	2006-07	Farrior, Devin.....	2013-14-15-16	Garton, Morris.....	1941
Combust, Steve.....	1980	Dedwylder, Charley.....	1959-60-61	Farris, Ken.....	1950-51	Gates, Neil.....	1935-36
Comacho, John.....	1989-90	Deering.....	1932	Farrish, Webb.....	1950-51	Gatti, Dick.....	1952
Conner, Terrance.....	2008-09	Defranco, Tony.....	1961-62-63	Faulk, Jasper.....	2003-04-05-06	Gay, Jack.....	1927
Conner, Walter.....	1925-26	Dejarnette, Sam.....	1982-83-84	Favor, Arsenio.....	2012	Gemmel, Rick.....	1973-74-75
Cook, Chad.....	2014	Del Vacario, Pat.....	1955	Favre, Brett.....	1987-88-89-90	Gibson, Barry.....	1972-73-74-75
Cook, Chuck.....	1977-78-79-80	Dement, Robert (Curley).....	1941-46-47	Favre, Jeff.....	1994-95	Gideon, Sherrod.....	1996-97-98-99
Cook, Ed.....	1925	Dempsey, Alvin.....	1993	Fayard, Lionel.....	1968-69-70	Gill, Art.....	1964-65-66
Cook, E.L.....	1921	Denley, James.....	2005-06-07	Fehrenbacher, Jim.....	1986-87	Gill, Byron.....	1998-99-00
Cook, Fred.....	1971-72-73	Dennery, Mike.....	1971-72-73-74	Felix, C.J.....	2013	Gillis, Malcolm.....	1934
Cook, Hamp.....	1952-53-54	Dennis, Stacy.....	1989-90	Felts, Nollie.....	1922-23-24-26	Gillis, Tommie.....	1939-40
Cook, Harvey.....	1912	Denson, Hunter.....	1932	Ferlise, Pat.....	1951-52	Glover, Melton.....	1996
Cook, Joe.....	1923-24	Deremer, Jeff.....	1988	Ferrell, Hugh.....	1924-25	Godwin, Eddie.....	1958
Cooley, Travis.....	2003-04-05-06	DeVal, Les.....	1940-41	Ferrell, Jim.....	1984-85-86-87	Golden, Wiley.....	1914
Cooper, James.....	1982-83-84-85	Devrow, Billy.....	1964-65-66	Ferrell, Pat.....	1984-85-86-87	Gomey, Bill.....	1963-64-65
Cooper, Tim.....	1987	Dewitt, Leroy.....	1995-96	Fife, Dale.....	1978-79-80-81	Gonzalez, Jose.....	1997-98
Corbett, Patrick.....	2003-04	Dews, C.L. (Dipse).....	1940-41-42	Fillingim, Elmer.....	1940	Gordon, Anthony.....	1991
Corley.....	1923	Dickerson, Harold.....	1941	Finch, Brownie.....	1930	Gordon, Derrick.....	1996
Cornelius, N.H.....	1919-20	Dickinson, Bo.....	1956-57	Finch, Ray.....	1927	Goudy, Darrion.....	2014
Cornelison, Van.....	1940	Dillard, Thad.....	1975-76-77-78	Finch, Roy.....	1930-31-32	Goudy, Johntr'e.....	2013-14-15
Corne, Charlie.....	1952-53	Dilworth, Billy.....	1985-86-87	Finch, W.....	1920	Gowdy, Maurice.....	1996-97-98
Corner, Willie.....	1978-79	Dixon, Derrick.....	2016	Finlayson, John S.....	1920	Grace, Nathan.....	2000-01
Cotton, Jacorius.....	2011-12, 14	Dixon, Hanford.....	1977-78-79-80	Firestone, Frank.....	1997-98	Graham.....	1916
Coughlin, Walton.....	1924	Doggett, Joe.....	1956-57	Fisackerly.....	1920	Graham, Arthur.....	1925
Courington, Antwon.....	2002-03-04-05	Donegan, Rick.....	1969-70-71	Fisher.....	1932	Graham, Greg.....	1978-79
Cowart, Don.....	1933-34-35	Dorbeck, Drake.....	2016	Fitzgerald, Dave.....	1954-55-56	Graham, Heath.....	1994-95-96
Cowart, O.E.....	1922-23-24	Dorsey, James.....	1994	Flanagan, P.P.....	1926-27-28-29	Graham, James.....	1946-47
Cowart, Roland.....	1914	Dorsey, Travis.....	1999-00	Flanders, Bob.....	1970-71-72	Graham, Stanley.....	1941-42
Cox, Ernest.....	1935	Dotson, Demar.....	2008	Flanders, Josh.....	2013	Graves, Otho.....	2003-04
Cox, James.....	2013-14	Douglas, Kelsey.....	2013-14, 16	Fleming, A.B.....	1927-28	Gray, Anthony.....	2007-08-09-10
Cox, Luther M.....	1912	Dowd, Clyde.....	1964-65-66	Fleming, F.....	1929	Gray, Antonio.....	1998-99
Crabb, A.B.....	1916-20	Doze, Mitch.....	1981-82	Fleming, Jacob.....	2015-16	Gray, Rodney.....	2006
Craft.....	1925	Dragg, Johnny.....	1971-72	Fleming, Joel.....	1978	Gray, Tony.....	1983
Craft, C.E.....	1920-21	Draughn, Benny.....	1985	Fleming, R.....	1932	Grayson, Charles.....	1927-30
Craft, Dalvin.....	2012	Driskell, Jimmy.....	2008	Fletcher, Damion.....	2006-07-08-09	Green, Cole.....	1994-95-96-97
Craft, Mike.....	1968-69-70	Drone, Mark.....	1989	Fletcher, I.W.....	1934-35	Green, Jeff.....	1993
Craft, Mitch.....	2005-06	Duckswordth, Lelland.....	2012-13	Floyd, John.....	1999	Green, John.....	2009
Craft, Troy.....	1964-65-66	Duckswordth, Robert.....	1982-83-84-85	Floyd, Ricky.....	1978-79-80-81	Green, Kwantell.....	2000-01
Crane, Losa.....	1924	Duggins, Brent.....	1993-94	Floyd, Stuart.....	2001-02	Green, Keed.....	1930-31-32-33
Crawford, S.B.....	1921					Green, Richard.....	1988



All-Time Letterwinners

Green, Tim 2009-10-11
 Greene, Jordan 2012-13
 Greene, Robert 1983
 Greer, George 1935-36
 Gregory, J.E. 1921
 Griffin, Steven 2000-01
 Griffin, Terry 1969
 Griffith, Cecil 1937
 Grimes, Alton 1931-32
 Grubbs, Gary 1969-70-71
 Guerry, Jonathan 2010-11-12
 Guin, Arlis 1937-38
 Gullette, A.T. 1925-26-27
 Gulley, Josh. 1998-99
 Gulley, Letorrance (LT) 1992-93-94-95
 Gunn, Ernest 2016
 Gunnell, Nick 1914
 Guy, Ray 1970-71-72
 Guy, T.J. 1914-15

H

Haag, Chris. 1973
 Haag, Chris R. 1982-83-84-85
 Hackney, J.P. 1926-27-28-29
 Haeusler, Greg 1981-82-83-84
 Hailey, Scooba 1930-31
 Halbert, James 1932-33
 Hale, Ben 1975
 Hale, James. 1978
 Hale, John 1968-69
 Hale, Ken 1969-70
 Haley, Danny 1967-68
 Hall, Jason 1994-95-96
 Hallman, Tim 1984-85-86-87
 Hambright, Brandon 1995-96-97
 Hamilton, Bobby 1990-91-92-93
 Hammond, Jeff 1976-77-78
 Hancock, Larry 1963
 Handy, Leroy 1999-00-01-02
 Hanks, Ryan 2009-10-11-12
 Hanna, Brant 1998-99-00-01
 Hansford, Preston 1986-87-88-89
 Hanzo, Al 1948
 Hardaway, Tim 1997-98
 Hardman, Roger 1972-73-74
 Hardy, Kendrick 2010-11-12-13
 Hardy, Terry 1994-95-96-97
 Hardy, Tom 1923
 Hardy, Wayne 2003-04-05-06
 Harmon, Eugene 1992-93-94-95
 Harper, Scott 1993-94
 Harrell, Joe 1998
 Harris, Anthony 2002-03
 Harris, Anthony 1988-89-90
 Harris, Antrone 2008
 Harris, Bobo 1982-83-84-85
 Harris, Don 1968
 Harris, Jerry 2014-15-16
 Harris, Jerry 1992-93-94-95
 Harris, LaDarius 2015-16
 Harris, Mike 1968-69-70
 Harris, Orlando 1989
 Harris, Ray 1933-34
 Harrison, Rocky 2001
 Harrison, Tory 2006-07-08-09
 Harrington 1923
 Harrington, Billy 1984
 Harrington, Cooper 2012
 Harrington, Larry 1976-77-78
 Harrington, Robert 1934
 Hart, Granville 1951
 Harvey, Marvin 1977-78-79-80
 Hatcher, Wayne 1969-70-71
 Hatchett, Marchene 2000-01
 Haulman, Mark 1999-00-01-02
 Havard, Jimmy 1960-61-62
 Hayden, Charles 1969
 Hayes, Justice 2015
 Haynes, Carmus 2001
 Haynes, Jimmy 1969-70-71
 Hays, Harold 1960-61-62
 Heard, Kevin 1997-98
 Heath, Charles 1939-40
 Heath, John 1935-36

Hebert, Ryan 2006-07-08-09
 Hefner, Reece 1956
 Hegwood, Wayne 1947
 Heidelberg, Willie 1970-71
 Helms, Steve 1990
 Henderson, Archie 1980-81-82
 Henderson, John 2009-10
 Henderson, Pat 1990-91
 Henderson, Robert 2004-05-06-07
 Henderson, Tom 1972-73-74
 Hendrix 1919
 Hendrix, Caleb 2003-04-05-06
 Hendrix, Joey 1979-80-81
 Hendrix, Steve 1983-84-85
 Hendrix, Troy 1938-39
 Henley, Joe 1999-00-01-02
 Henry, James 1986-87-88
 Henry, Malachi 1974-75-76
 Henry, Onesimus 1984-85-86-87
 Herrmann, Leo (L.T.) 1952-53-54
 Herring, Charles 1933-34
 Herring, George 1954-55
 Herrington, Roland 1919
 Herron, Johnny 1969-70-71
 Hervey, Derrick 1992-93-94-95
 Hess, Collins 1984-85
 Hester, E.W. 1922-23-24
 Hester, Jeremy 2010-11-12-13
 Hickman, Logan 2008-09-10-11
 Hicks, Brett 2008
 Hicks, Eddie 2006-07-08-09
 Hicks, Jim 2000-01-02-03
 Hicks, Roger 1960-61
 Highstreet, Paul 1960
 Hightower, Aaron 1992
 Hill, Andy 2007-08-09
 Hill, George 1985-86-87-88
 Hill, Rashod 2012-13-14-15
 Hillman, 1929
 Hinton, Charles 1965
 Hinton, Jerry 1969-70-71
 Hinton, L.T. 1926
 Hitt, Harold 1963-64
 Hodges, Bill 1966-67
 Hodges, Deon 2010
 Holcomb 1931
 Holfield, G.E. 1936
 Hollingsworth, Luther 1936-37-38
 Hollins, Raymond 1919
 Holleman, Clarence 1919
 Holloway 1937
 Holloway, Jimmy 1998
 Holmes, David Benton 1912
 Holmes, Bobby 1949-50
 Holmes, Denton 1912
 Holmes, Lamar 2010-11
 Holmes, Ronnie 1971
 Holmes, Sonny 1962
 Holmes, Tyre'oune 2013, 2015-16
 Holt, Gary 1977-78
 Hood, Richard 1968
 Honaker, Doug 1946-47-48
 Hopgood, Jeff 1995-97
 Horn, Don 1979-80-81-82
 Horton, Freeman 1975-76-77-78
 Hosemann, David 1974-76-77
 Hosey, Corey 1999-00-02-03
 Hoskins, Derrick 1989-90-91
 Housley, Wesley 2005-06-07-08
 Houston, Brennan 2008-09
 Houston, Zaid 1997-98-99-00
 Howard, Carl 1947-48-49
 Howard, Jackie 1951-52-53-54
 Howard, Keon 2016
 Howard, Thomas 1937-38-39
 Howe, Glen 1980-81-82
 Howell, Ronald 1987-88-89
 Howell, Tony 1980-81
 Howerton 1915
 Howington, Lee 1929
 Howze, Alan 2010-11-12-13-14
 Hrapmann, Danny 2009-10-11
 Huckabee, Cooper 1971-72
 Huddleston, Fred 1982-84

Hudson, Ethridge 1932-35-36
 Hudson, Mickey 1970-71-72
 Huelsbeck, Harry 1966-67
 Huesser, Huey 1954
 Huettel, Steve 1972-73-74
 Huff, Jim 1957
 Huff, Robert 1920
 Huff, Scott 1981
 Hughes, Bobby 1955-56
 Hughes, Jamison 2008
 Hughes, Shane 1991
 Hull, Cody 2004-05
 Hultz, Don 1960-61-62
 Hultz, George 1960-61
 Hultz, Wilford 1963
 Hunt, George 1970-71-72
 Hunt, Reggie 2010-11-12
 Hunter, Chico 2007-08-09-10
 Hunter, George 1966-67
 Hurd, Josh 2009
 Hurdle, Jesse 1933-34-35
 Hurst, Adam 2003-05
 Hutchins, Pierre 2001-02-03-04

I

Ilosia, Mike 1991-92
 Isler, Alan 1967-68-69
 Ivy, Gary 1978-79
 Ivy, Jake 1939-40

J

Jackson, Chris 1981-82-83-84
 Jackson, Danny 1978-79-80-81
 Jackson, Eddie Ray 1987-88-89-90
 Jackson, Joe 1985
 Jackson, Kevin 1992-93
 Jackson, Michael 1988-89-90
 Jackson, Pat 1986-87-88-89
 Jackson, Quentin 1993-94-95-96
 Jackson, T.A. 1926-27-28-29
 Jackson, Wayne 1948
 Jarbo, Collin 2011-12
 Jarrell, Billy 1952-53
 Jeffries, Don 1986
 Jenevein, Jack 1948-49
 Jenkins, Charlie 1979-80-81-82
 Jeter, Troy 2014
 Jimenez, Jason 2000-01-02
 Johnson, Aubrey 1989-90-91-92
 Johnson, Arthur 1932-33
 Johnson, Bruce 2011-12-13
 Johnson, Chris 2004-05-06-07
 Johnson, Chris 2001-02
 Johnson, Clifford 2012
 Johnson, David Earl 1970-71
 Johnson, Desmond 2010-11-12
 Johnson, Emmanuel 2011-12-13-14
 Johnson, Errion 2010-11-12-13
 Johnson, Johnny 1966-67-68
 Johnson, J.R. 1919
 Johnson, Kenny 2000-01-02-03
 Johnson, Leroy 2001-02
 Johnson, Luke 2003-04-05
 Johnson, Marion C. (Tuffy) 1939-40
 Johnson, Mark 1978-79
 Johnson, Mel 1948
 Johnson, Nick 1923-24-25
 Johnson, Reggie 1985
 Johnson, Roland 1990-91
 Johnson, Sam 1973
 Johnson, Stan 1968-69
 Johnson, Tom 2004-05
 Johnson, Tony 1989
 Johnson, Urell 2013-14
 Johnston, Frank 1967-68-69
 Johnston, Richard 1956-57-58
 Jones, Buster 1930
 Jones, Calvin 1977-78-79
 Jones, Coemba 1996
 Jones, Carl 1984-85-86-88
 Jones, Coty 1993-94
 Jones, Curt 2002
 Jones, Dauvard 1939-40
 Jones, Deddrick 2008-09-10-11

Jones, D.O. 1939
 Jones, G.N. 1930
 Jones, George W. 1959-60
 Jones, Isaiah 2016
 Jones, Jimmy 1942
 Jones, John Wesley 1939-40
 Jones, Rayshun 2001-02
 Jones, Ronald 2002-03
 Jones, Ronald 1992-93-94
 Jordan, Robert (Sonny) 1946-47-48-49
 Jones, Theodore 1938
 Jones, Victor 1933-34
 Jordan, Tom 1978
 Jordan, Wilmer 1932-33
 Juneau, Curry 1954-55-56-57
 Junker, Milton 1978-79
 Jussely, David 1968-69
 Justesen, Mike 1980-82

K

Kaiser, Edward 1951-52
 Kaplan, Eddie 1974-75-76
 Katrishen, William (Mike) 1941-42-46-47
 Kauchick, Eddie 1949-50-51
 Keekin, Val 1960
 Keith, David 1976
 Keith, Kasey 1994-95-96-97
 Kelley, Greg 1979-80-81-82
 Kelly, Adam 2003
 Kelly, Illiad 2015
 Kelly, Jeff 1998-99-00-01
 Kemper, Elmer 1949-50-51
 Kemper, Eugene 1948
 Kemper, Robert 1947
 Kennedy, Adam 1992-93-94-95
 Kennedy, Ta'Dren 2012-13-14
 Kennet, Ben 1936
 Kenney, Marchant 1994-95-96-97
 Kennington, Shelton 1982-83-84
 Key, Kendrick 2000-01
 Key, Radell 1966-68-69
 Keys, Corell 1992
 Kilcrease, Collin 2015-16
 Killingsworth, Emanuel 1977-78
 King 1919
 King, Buddy 1986-87-88-89
 King, Earl 1965-66
 King, James 1972
 King, Jim 1963-64
 King, Rivers 1940
 Kirke, John 1965
 Kirker, George 1942
 Kirkland 1913
 Kirksey, William 1986-87-88-89
 Kirsh, M. 1930
 Kisser, Bernard 1933-34
 Kitchen, Jim 1994-95-96-97
 Klein, Lee 1984
 Knight, Jake 1923
 Johnson, Kenny 1985-86
 Knobloch, Donnie 1972
 Koen, Sankey 1930-31-32
 Kondrat, Ihor (Mike) 1966-67-68
 Knox, Bishop 1974-75-76-77
 Kolinsky, Nick 1961-62-63

L

Lacoste, Chris 1990-91
 Ladner, A.R. 1927
 Ladner, Obie 1934-35
 Laird, John 1963-64
 Lambert 1924
 Lambright, Maxie 1946-47-48
 Lampley, Tracy 2009-10-11-12
 Lance, Bobby 1957-58
 Landers, Zeb 1999-01
 Landor, Jonathan 2007
 Landrum, Mike 1982-83
 Landry, Darrell 1968-70
 Lane, D.H. 1919
 Lang, Elmo 1951-52
 Langford, Eddie 1947-48-49
 Langston, Chris 1999-00-01-02



All-Time Letterwinners

Orphan, Dino 1954-55
 Orrell, Sonny 1968
 Ortega, Yamil 2004
 Osborne, Evan 2013-14-15
 Ott, A.D. 1932-33-34
 Ott, Sam 1930
 Oubre, Willie 1936-37-38
 Ovca, Joe 1939-40
 Overby, A.H. 1929-30-31
 Overby, Howard 2004-05-06
 Overby, M.E. 1929-30-31
 Owen, Jim Ray 1949
 Owen, Joe 1961-62-63
 Owens, Anthony 1991-92-93
 Owens, Don 1953-54-55-56
 Owings, A.D. 1926

P
 Pace, Chal 1981-83-84-85
 Palazzo, Buddy 1970-71-72
 Palmer, Denny 1969-70
 Palmer, Jonathan 2003-04-05-06
 Palmer, Ricky 1972-73-74-75
 Parham, Freddie 2008-09
 Parker, Anthony
 (Stoney) 1975-76-77-78
 Parker, Charles 1947
 Parker, Charlie 1961-62-63
 Parker, Elijah 2014-15-16
 Parker, Doug 1970-71-72
 Parker, W.L. 1921-22
 Parks, Ricky 2015
 Parks, Tez 2014, 16
 Parnell, Devontre 2016
 Parquet, Jeremy 2001-02-03-04
 Parrish, David 1976-77
 Parrish, Terrance 1996-97-98-99
 Parsons, A.H. 1919-20
 Patrick, Malcolm 1935-36-37
 Patterson 1928
 Patterson, Pat 1946
 Paul, Terrell 2000-01-02-03
 Paulin, Dwayne 2006-07
 Payne, George 2013-14, 16
 Payne, Jim 1960-61
 Peacock, R.V. 1916
 Pears, Levon 2001-02-03-04
 Pearson, Joe 1987
 Pearson, Ryan 1993-94-95
 Peck, Gabe 1988-89-90
 Pellerin, Micah 2008
 Pendarvis, Sylvester 1936-37
 Penn, Justin 2011-12-13-14
 Pepper, Hugh Laurin 1952-53
 Perine, Anthony 2003-04-05-06
 Perkins, John 1957-58
 Perry, C.J. 2013-14-15-16
 Pertero, J.T. 1920
 Peterson, Andrew 2015
 Peterson, Taylor 2011-12-13
 Phenix, Perry 1996-97
 Phillips, Eric 2005-06-07-08
 Phillips, John Melvin
 (Bubba) 1947-48-49-50
 Phillips, Jerome 1936
 Phillips, Ken 1970-71
 Phillips, Otto 1933-34-35
 Phillips, P.E. 1912
 Phillips, Quantrellis 1996-97
 Phillips, Ricky 1982
 Phillips, Robert 1980-81
 Pieper, Chris 1974-76
 Pieper, Greg 1974-75
 Pierce, Chris 1994-95
 Pierce, Quentin 2009-10-11-12
 Pigott 1922
 Pigott, Bud 1963
 Pinkston, Joey 1999-00
 Pinkston, Todd 1996-97-98-99
 Pitts, John 1975-76-77
 Plunkett, Wilson 1971-72-73
 Pogue, Tony 1986-87-88-89
 Pollard, Lytrel 1994-95-96-97
 Pollard, Ty 2016

Poole, Ja'Boree 2013-14-15-16
 Pope, Marcus 1990-91
 Pope, Moran 1912
 Pope, Moran 1942
 Pope, O'Lester 1995-96-97-98
 Pope, Terrance 2008-09-10-11
 Portis, Willie 1982-85
 Posey, Bobby 1951-52-53
 Posey, Jeff 1995-96
 Poulin, Mike 1981-82-83-84
 Powe, Myron 2001-02-03-04
 Powell, 1937
 Powell, Carlos 1985-86-87
 Powell, Raymond 1979-80-81-82
 Powers, Carley 1973
 Presley, Kendrick 2008-09-10-11
 Prestage, Aaron 1939-40
 Preston, Ed 2011-12-13
 Price, 1932
 Price, David 1968-69-70
 Price, Norman 2014-15
 Prince, Martavius 2004-05-06-07
 Pruitt, Etric 2000-01-02-03
 Pugh, Dan 1959-60-61
 Pumphrey, Charles 1995-96
 Purnell, Frank 1948
 Purser, Jamie 1996-97-98-99
 Purvis, 1924
 Purvis, Leo 1935-36
 Purvis, Robert 1934
 Purvis, Tommy 1958-59
 Purvis, Vic 1963-64-65

Q
 Quattrochi, Austin 2009-10-11-12
 Querner, William 1948
 Quick, Henry 1967-68-69

R
 Raines, Marcus 2006-07
 Randle, E.E. 1927
 Rankin, Steve 1987-88
 Rankins, Labarion 1991-92-93
 Ratcliff, Melvin 1992-93-94-95
 Ratesic, John 1960-61
 Ray, Alex 2000-01-02-03
 Ray, Kenny 1992-93-94
 Rayburn, Gary 1967-68-69
 Rayman, Gerald 1940
 Reaves, Stephen 2006-07
 Reda, Dylan 2012-13
 Redd, Eric 1985-86
 Reed, Greg 1988-89-90-91
 Reed, Kalan 2012-13-14-15
 Reed, Rod 1988-89-90-91
 Reeves, Bryan 1997
 Reeves, John H. 1913
 Revies, Jamaricus 2013
 Reynolds, 1913
 Reynolds, Carl 1934-35
 Reynolds, Henry (Hindu) 1947-48
 Reynolds, Marvin 1940
 Rhed, Bobby 1951-52
 Rhoden, Chris 2006-07-08
 Rial, Robbie 1986
 Rials, Reid 2016
 Ricard, Marquise 2013-14, 16
 Rice, Wiley 1962-63
 Rich, John 1937-38-39
 Rich, Larry 1954-55-56
 Richard, Jalen 2012-13-14-15
 Richards, Chaz 2005-06-07
 Richards, Fred 1980-82-83-84
 Richards, Mike 1985
 Richardson, Eric 1983
 Richardson, Milton 1983
 Richmond, LeVance 2006-07
 Ricks, Troy (T.A.) 1971-72-73
 Riley, Draper 2014-15-16
 Riley, E.J. 1912
 Riley, Karlin 2002
 Rinehart, Bob 1957-58-59
 Roan, Kameron 2009
 Roberts, Bill 1961

Roberts, C.C. 1916
 Roberts, Chris 1992-93
 Roberts, E.S. 1916
 Roberts, Gary 1972-73-74
 Roberts, Lee 1995-96-97-98
 Roberts, M.M. 1916
 Roberts, Tim 1988-89-90-91
 Roberts, Will 1990-91
 Robertson, 1937
 Robertson, Jonathan 1984-85-86
 Robertson, Korey 2015-16
 Robinson, Christopher 2014
 Robinson, James 1992-93-94-95
 Robinson, Lucius 1946
 Robinson, Marcal 2009-10-11
 Rockwell, Bishop 1941
 Rodman, George 1964-65
 Rodriguez, Tony 1971
 Rogers, Albert 1926-27
 Rollins, Vincent 1985-86-87-88
 Romo, Joe 1947
 Rosmaond, Ivan 1949-50
 Rosello, Dennis 1974
 Ross, Joel 2009, 2012
 Rouchon, Tony 1950-51-52
 Rouse, Doug 1968-69
 Roussel, Tommy 1965-66-67
 Rowan, T.J. 1913-14-15
 Rowell, Eugene 1991-92-93
 Rowells 1922
 Ruff, Sherrod 2015-16
 Ruffin, Chad 2001-02-03-04
 Russell, G.H. 1926
 Russell, G.H. 1927
 Russell, John T. 1956-57-58
 Russell, Quincy 2015
 Russell, Reggie 1989-90-91
 Rutherford, Rudy 1937
 Ryals, Chris 1988-89-90-91

S
 Sablich, John 2008
 Saddler, 1924
 Saggus, Gerry 1972-73
 Salter, 1932
 St. Pierre, Ray 1959-60
 Salmon, Dan 1960-61-62
 Samples, Eual 1933
 Sandman, Gerald 1947-48
 Sanders, George 1999
 Sanders, Stanley 1975-76
 Sangster, Jeremy 2015-16
 Sarrazin, Tyler 2013-14-15-16
 Satcher, Doug 1964-65-66
 Saucier, 1932
 Sawyer, John 1972-73-74
 Scalzo, Chester 1935-36
 Schiro, Mike 1980-81-82-83
 Schneider, Billy 1987
 Schoenberger, Ben 2009-10
 Schoeneck, Joe 1967-68
 Schuffert, Lance 2012-13-14-15
 Schuffert, Bobby 1942
 Scott, Cedric 1997-98-99-00
 Scott, DeQuincy 1997-98-99-00
 Scott, Deric 1997-98-99-00
 Scott, Eric 2001-02-04
 Scott, Eric 1998-99
 Scott, Jake 1936-37-38
 Scott, Maxie 1941
 Scott, P.C. 1921-23
 Scrimsher, Paxton 2016
 Seaberg, Ryan 2014
 Sears, Corey 1998
 Seay, Scott 1980-81-82
 Seegars, James D. 1939-40
 Sekul, George (QB) 1957-58
 Sekul, George (FB) 1961-62-63
 Seligman, Harvey 1955-56
 Sellers, Davy 1979-80-81
 Seroka, Chris 1986-87-88
 Seymour, Nicky 1993-94-95-96
 Shackelford, Craig 1986-87
 Shannon, Karr 1995-96-97

Sharp, Razor 1949
 Sharpe, Al 1948
 Shattles, Otis 1953
 Shaunfield, Parker 2015-16
 Shaw, Eddie 1995-96-97-98
 Shaw, Harold 1994-95-96-97
 Sheffield, Joe 1925
 Shields, Richard 1933-34-35
 Shaw, Sherrard 1947-48
 Shenk, Rodney 1959-60
 Shepherd, Bob 1967-68-69
 Shepherd, J.T. 1952-53
 Sherron, Jay 1985-86-87
 Shirley, Lewis 1930
 Shoemake, Billy 1992
 Rockwell, Bishop 1984-85-86
 Shows, Carroll 1932-33
 Shows, W.T. 1914
 Silas, Melvin 1977-78-79
 Simmons, Jon 2002
 Simmons, Edgar 1939
 Simmons, Gordon 1941-42
 Sims, Chuck 1986-87-88-89
 Sims, Emmett 1938-39
 Sims, Justin 2012-13
 Sims, Sawyer 1941
 Singleton, Joe 2005-06
 Singleton, James 1989-90-91-92
 Sizemore, Stacy 1991-92
 Sklopan, Johnny 1960-61-62
 Slater, Rick 1985-86
 Slaughter, T.J. 1995-96-97-98-99
 Slaughter, Ulysses 1984-85-86-87
 Slay, Glyn 1947-48
 Slotter, Kyle 2013-14
 Smallwood, Fred 1953-54-55
 Smith, Alex 2010-11-12-13
 Smith, Boo 1974-76
 Smith, Bracy 1936-37
 Smith, Butch 1977-78-79-80
 Smith, Carl 1947-48-49
 Smith, Chandler 1996-97
 Smith, Charles J. 1935-36
 Smith, Chauncey 2012
 Smith, Darian 1992-93
 Smith, Doug 1934-35
 Smith, Eric 1974-75-76-77
 Smith, Eugene 1912-13
 Smith, Ito 2014-15-16
 Smith, J. 1947
 Smith, Jay 1946-47
 Smith, Roosevelt (Kip) 1983-84-85
 Smith, Martez 2007-08-09-10
 Smith, Michael 2012-13-14-15
 Smith, Mike 1973
 Smith, Roy 1946-47-48
 Smith, Ross 2009-10
 Smith, Stacy 1991-92
 Smith, Tim 1983-84-85-86
 Smith, Tony 1989-90-91
 Smith, W.C. 1916-19-20
 Smith, William 1937-38
 Smith, Willie 1931
 Smithart, Bobby 1975-76-77
 Snell, Reese 1947-48-49
 Snowden, Jeremy 2008-09-10-11
 Soberski, Ed 1969-70-71
 Spence, Arnold 1958-59-60
 Spence, William 1931
 Spencer, Isaiah 2016
 Spencer, Ken 1985-86
 Speracino, Jack 1953-54
 Speyrer, Mark 1974
 Spiers, Blake 2007-08
 Spigener, C.W. 1926
 Spirit, William 2009-10-11
 Spruiell, Frank 1948-49
 Stabler, Roy 1993-94-95
 Stagers, Allenzay 2016
 Stallings, Robert Ray 1982-83-84-85
 Stampley, Walter 1948
 Stanley, George 1923
 Starnes, Joey 1977-79
 Stephen, Marty 1975



All-Time Letterwinners

Stevens, Arnold 1941-42
 Stevens, Craig 1973-75-76
 Stevens, George 1947-48
 Stevens, Joe 1932
 Stevens, Robert 1947-48
 Stewart 1926
 Stewart, Argile 1930
 Stewart, Brunnus 1930-31
 Stewart, Daleroy 1997-98-99-00
 Stewart, Naton 2002-03-04
 Stewart, J.J. 1976-77-78-79
 Stewart, L. 1931
 Stewart, Lindy 1949-50-51
 Stewart, William 1948
 Strain, Richard 1948
 Stringer, Jim 1969
 Stonestreet, J.D. 1934-35
 Stringfellow, Joe 1939-40-41
 Stringfellow, Julius
 (Poochie) 1964-65-66
 Stromas, Carsha 2001-02-03-04
 Stuart, Claude 1926
 Stubbs, Nevin 1935
 Sullivan, C.W. 1912
 Sullivan, Dominique 2011-12-13
 Sullivan, Vinson 1957-58
 Summers, C.L. 1915
 Sumrall, Brandon 2004-05-06-07
 Sumrall, George 1965-66
 Sumrall, T.D. 1921-23
 Supple, Buddy 1957-58-59
 Surace, Dicky 1968-69-70
 Surtain, Pat 1994-95-96-97
 Swain, Anthony 2015
 Switzer, Reginald 1939-40
 Symmes, Will 1993-94-95-96

T

Taconi, Nolan 1932-33-34
 Tally, Paul 1924-25
 Tapper, Clinton 1971-72-73
 Tapper, John T. 1971-72
 Tate, Eddie 1973-74-75
 Tate, Fred 1995-96
 Tawater, Cody 2007-08-09
 Taylor 1925
 Taylor, C.J. (Pete) 1941-46
 Taylor, Doug 1948-49
 Taylor, E.S. 1915
 Taylor, Jerry 1954-55-56
 Taylor, Jim 1988-89-90-91
 Taylor, Jimmy 1956-57-58
 Taylor, Larry 1979
 Taylor, Larry 1998
 Taylor, Ronald 1976-77-78-79
 Teague, Albert 1977-78-79
 Tenore, Jim 1927
 Terrell, Clemon 1980-81-82-83
 Terrell, Darryl 1995-96
 Thames, Richard (Dick) 1941-46
 Thatch, George 1912-13-14
 Thicklen, Willie 1973
 Thigpen, Doug 1987-88-89
 Thigpen, Xavier 2014-15-16
 Thomas 1925
 Thomas, Adaluis 1996-97-98-99
 Thomas, Albert Pat 1939-40
 Thomas, Arnold 1968-69-70
 Thomas, Brownie 1928-30-31
 Thomas, Jim 1960-61
 Thomas, Larry 2004-05
 Thomas, Mike 2014-15
 Thomas, Norris 1972-73-74-75
 Thomas, Octavius 2010-11, 13
 Thomas, Percy 1929
 Thomas, Rod 1993-94-95
 Thomas, Sam 1986-87-88
 Thompson, Bruce 1979-80-81-82
 Thompson, D.D. 1981
 Thompson, D.J. 2012, 2014-15-16
 Thompson, Jack 1912-13-14-15
 Thompson, Martez 2011-12
 Thompson, Rick 2005-06-07
 Thompson, Steve 1989-90

Thompson, Kevin 1999
 Thornton, Delaunte' 2015
 Thornton, Gordon 1952
 Thornton, Khyri 2010-11-12-13
 Thornton, Ronnie 2009-10-11
 Tillman, Darryl 1986-87-88-89
 Tillman, George 1979-80-81-82
 Tisdale, Brooks 1953
 Tobias, Michael 1991-92-93-94
 Tolbert, Larry 1966-67
 Tom, Cameron 2013-14-15-16
 Tompkins, Clinton 1968-69
 Toomey, Erskine 1951-52-53
 Touchstone, G.R. 1913-14-15-16
 Trahan, Tommy 1977-78
 Trahan, Ty 1996-97-98-99
 Trantham, C.G. 1923
 Travis, Roy 1985
 Tregle, Al 1954-55-56
 Trimm, Ferrell 1999
 Triplett, Calvin 1946
 Triplett, Markese 2011-12-13-14
 Trone, Elbert 1966-67
 Truly, Deshadrick 2015-16
 Tuccio, Sam 1956-57-58
 Tucker, Butler (Sonny) 1957-58-59
 Tucker, Joe 1978
 Tucker, R.H. 1922-24-25
 Tucker, Torrin 1999-00-01-02
 Tuggle, Joe 1968-69
 Tujaque 1924
 Tullis, Willie 1977
 Turner, Claude 1912
 Turner, Louis 1937
 Turner, Marcus 2013
 Tynes, John 1937

U

Ulmer, Terry 1990-92
 Ulrich, Paul 1999
 Underwood, George 1958-59
 Underwood, P.W. 1954-55-56
 Urquhart, Don 1999-02
 Ussery, Larry 1966-67-68

V

Valrie, Kerry 1987-88-89-90
 Vance, Toby 1967-68
 Van Hook, Cloyd 1937
 Van Tone, Art 1939-40-41
 Vaughn, Blake 1993
 Vaughn, Chris 1999-00-01-02
 Veal, Marshall 1970-71-72
 Verdell, David 1997-98
 Vige, Maxie 1998
 Villalonga, Michael 1997-98-99
 Vracken, Van 1932
 Venable, L.S. 1912
 Vetrano, Joe 1940-41-42
 Vines, M.R. 1921-22
 Vincent, Arno 1937-38
 Vinson, James 1919

W

Waites, Al 1923-25
 Waites, Edgar 1924-25
 Waites, Fred 1946-47-48
 Waites, Otis 1925-26
 Waites, Donnie 1956-57
 Waldvogel, Perry 1941-42
 Walker, David Lee 1950-51-52
 Walker, Eddie Ray 1979-80-81-82
 Walker, Harry 1930
 Walker, Ken 1959-60
 Walker, Tracy 1935-36-37
 Walker, W.H. 1923
 Walker, Winston 1979-80
 Wallace, Charles 1942
 Wallace, William 1940
 Walley, James 2001-02-03
 Walls, Raymond 1997-98-99-00
 Walters, Alexander 2011-12-13
 Walters, Tommy 1962-63
 Walters, Zeke 2010

Walthaw, Cedric 1993-94-95-96
 Walton, Linn 1938
 Ward, Bill 1953
 Warner, Bill 1974-75-76-77
 Warner, Pop 1948
 Warnsley, Reginald 1988-89
 Warren, Joey 1977
 Washington, Ben 1987-88-89-90
 Washington, Jay/Shawn 2015-16
 Waters, Fred 1946-47-48
 Waters, Hub 1952-53-54
 Waters, Melvin (Bucky) 1941-46-47
 Waters, Tommy 1991-92-93-94
 Watkins, Buddy 1947
 Watkins, Warren 1946
 Watson, Andre 2008-09
 Watson, Clint 1984
 Watson, Jamey 1977-78-79-80
 Watson, Milton 1942
 Watson, Ryan 2005-06
 Watterson, Gerald 1992-93
 Watts, Larry 1995-97-98
 Watts, Toby 1987-88-89
 Watwood, Louis 1937-38
 Weakley Bobby 2003-04-05-06
 Weathers, Adam 2011
 Weathersby, Robert 1931-32
 Weaver, Jason 2010-11-12
 Webb, Andy 1937-38
 Webb, Bobby 1965-66-67
 Webb, Ladarius 2005-06
 Webb, Thomas 2007
 Weeks, Cole 2012, 14
 Weeks, Robbie 1985-86-87-88
 Welborn, J.P. 1912-13-14-15
 Welch, Delvin 2013
 Welch, Michael 1990-91-92
 Wells, Robert 1946
 Wells, Robert 1966-67
 Wells, Terrence 1971-72-73
 Wells, Vernon 1946-47-48
 West, Walton 1934
 Westerfield, George 1936-37-38
 Wheat, Otis 1936-37
 Wheaton, Marquese 2010-11
 Wheeler, Jimmie B. (J.B.) 1924-25
 Wheeler, Kendel 2005
 Wheeler, Tom 1956
 Whiddon, Justin 2008
 Whitcomb, John 1990
 White, Chris 2003-04
 White, Doug 1971-72-73
 White, Dyron 2011
 White, Jack 1961-62-63
 White, Joe 1959-60
 White, Joe 1992
 White, Milton 1951-52
 White, Richard 1991-92
 White, Zac 2000
 Whitehead, Chase 2016
 Whitehead, Ray 1946
 Whitfield, Dallas 1954-55-56
 Whitley, Rhett 1978-79-80-81
 Whitney, Alan 2003
 Wiggins, C.H. 1923
 Wilbanks, Mike 1976
 Wiles, Willie Dee 1949-50
 Wilkes 1929
 Wilkes, Bernie 1946-47
 Wilkes, Chuck 1966
 Wilkes, Peter 2009
 Wilkins, Ed 2012-13
 Williams 1925
 Williams, Adam 2013-14
 Williams, Alfred 1987-88-89
 Williams, Arnie 1988-89-90-91
 Williams, Chad 1998-99-00-01
 Williams, Darrell 1985-86-87
 Williams, Eric 1989-90-91
 Williams, Gary 1982
 Williams, Jackie 1950
 Williams, James 1998
 Williams, Kerry 1987-88-89
 Williams, Jr., Kevin 2014-15-16

Williams, Corey 2008-09-10-11
 Williams, Leonard 1953-54
 Williams, Marty 1987-88-89
 Williams, R.M. 1919
 Williams, W.B. 1915
 Williamson, D. 1932-33
 Williamson, Roy 1934-35-36
 Williams, Seante 2002
 Williams, Tavarres 2004-05
 Williams, Wendell 1979-80-81
 Willoughby, Ben 1961-62
 Willingham, Eddie 2005-06-07-08
 Willoughby, Will 1964-65
 Wilson, Anthony 2012
 Wilson, Bob 1973-74
 Wilson, Calvin 2007-08
 Wilson, Deron 2010-11-12
 Wilson, Edward 1983-84-85
 Wilson, Fred 1985
 Wilson, Henry 1998
 Wilson, Irie 1929
 Wilson, Jerrel 1961-62
 Wilson, Justin 2007-08-09-10
 Wilson, Khalid 2011-12
 Wilson, Richard 1938-39-40
 Wilson, Todd 2007-08
 Wilson, Walker 1930-31-32
 Wimberly, Donald 1939
 Winchester, Gayle 1960
 Winder, Sammy 1978-79-80-81
 Windham, Rod 1966-67-68
 Windham, Rusty 1969
 Windsor, Chris 1995-96
 Winn, Melvin 1995-96-97
 Winstead, Don 1947-48
 Witt, Robert 1941-46
 Womack, Bruce 1946
 Wommack, Kane 2009
 Wood, Brian 1989-90-91
 Wood, W.H. 1919-20
 Wood, R.L. 1926-27-28
 Wood, Richard 1969
 Wood, Tommy 1952-53
 Woods, Dawayne 1998-99-00-01
 Woodard, Mike 1980
 Woodward, D.M. 1923-24
 Woodyard, Jamal 2011
 Worthington, Bradley 2002-05
 Wright, Curtis 1986
 Wright, James 1964
 Wright, Jerry 1969-70
 Wright, Larry 1966
 Wright, Mike 1976-77-78
 Wright, Robert 1966-67-68
 Wright, Terrick 2012-13-14-15
 Wright, Tim 1991-93
 Wright, William 1967-68
 Wynn, Pat 1989-90-91

Y

Yancey, Darian 2015-16
 Yates, Corey 1999-00-01-03
 Yates, Johnny 1948
 Yates, Ollie 1957-58
 Yelverton, Tony 1967-68
 Yenko, Bob 1955-56-57-58
 Yenni, Joe 1939
 Youmans, Tommy 1963-64-65
 Young, Ailrick 1987-88
 Young, Jeremy 2004-05-06-07
 Young, Lorenzo 2002
 Young, Martevius 2009-10
 Young, Marvin 2001-02-03-04
 Young, Nate 2004

Z

Ziegler, Curtis 1978
 Zipp, Cameron 2007-08-09-10



Year-by-Year Results

Year	W	L	T	Pct.	Coach
1912	2	1	0	.667	R.G. Slay
1913	1	5	1	.214	M.J. "Blondie" Williams
1914	2	3	1	.417	A.B. Dillie
1915	4	4	0	.500	A.B. Dillie
1916	0	3	0	.000	A.B. Dillie
1917-1918					NO TEAM DUE TO WAR
1919	4	1	2	.714	Cephus Anderson
1920	5	2	1	.688	B.B. O'Mara
1921	3	4	0	.429	O.V. Austin
1922	2	6	0	.250	O.V. Austin
1923	3	3	0	.500	O.V. Austin
1924	3	3	2	.500	Herschel Bobo
1925	0	6	0	.000	Herschel Bobo
1926	3	4	1	.438	Herschel Bobo
1927	3	4	1	.438	Herschel Bobo
1928	4	5	0	.444	W.B. Saunders
1929	2	6	1	.278	W.B. Saunders
1930	3	5	1	.389	John Lumpkin
1931	2	5	0	.286	Pooley Hubert
1932	5	4	0	.556	Pooley Hubert
1933	3	5	2	.400	Pooley Hubert
1934	3	4	2	.444	Pooley Hubert
1935	6	4	0	.600	Pooley Hubert
1936	7	2	1	.750	Pooley Hubert
1937	7	3	0	.700	Reed Green
1938	7	2	0	.778	Reed Green
1939	4	2	3	.611	Reed Green
1940	7	4	0	.636	Reed Green
1941	9	0	1	.950	Reed Green
1942	4	0	0	1.000	Reed Green
1943-1945					NO TEAM DUE TO WAR
1946	7	3	0	.700	Reed Green
1947	7	3	0	.700	Reed Green
1948	7	3	0	.700	Reed Green
1949	7	3	0	.700	Thad "Pie" Vann
1950	5	5	0	.500	Thad "Pie" Vann
1951	6	5	0	.545	Thad "Pie" Vann
1952	10	2	0	.833	Thad "Pie" Vann
1953	9	2	0	.818	Thad "Pie" Vann
1954	6	4	0	.600	Thad "Pie" Vann
1955	9	1	0	.900	Thad "Pie" Vann
1956	7	2	1	.750	Thad "Pie" Vann
1957	8	3	0	.727	Thad "Pie" Vann
1958	9	0	0	1.000	Thad "Pie" Vann
1959	6	4	0	.600	Thad "Pie" Vann
1960	6	4	0	.600	Thad "Pie" Vann
1961	8	2	0	.800	Thad "Pie" Vann
1962	9	1	0	.900	Thad "Pie" Vann
1963	5	3	1	.611	Thad "Pie" Vann
1964	6	3	0	.667	Thad "Pie" Vann
1965	7	2	0	.778	Thad "Pie" Vann
1966	6	4	0	.600	Thad "Pie" Vann
1967	6	3	0	.667	Thad "Pie" Vann
1968	4	6	0	.400	Thad "Pie" Vann
1969	5	5	0	.500	P.W. "Bear" Underwood
1970	5	6	0	.455	P.W. "Bear" Underwood
1971	6	5	0	.545	P.W. "Bear" Underwood
1972	3	7	1	.318	P.W. "Bear" Underwood
1973	6	4	1	.591	P.W. "Bear" Underwood
1974	6	5	0	.545	P.W. "Bear" Underwood
1975	8	3	0	.727	Bobby Collins
1976	3	8	0	.273	Bobby Collins
1977	6	6	0	.500	Bobby Collins
1978	7	4	0	.636	Bobby Collins
1979	6	4	1	.591	Bobby Collins
1980	9	3	0	.750	Bobby Collins
1981	9	2	1	.792	Bobby Collins
1982	7	4	0	.636	Jim Carmody
1983	7	4	0	.636	Jim Carmody
1984	4	7	0	.364	Jim Carmody
1985	7	4	0	.636	Jim Carmody
1986	6	5	0	.545	Jim Carmody
1987	6	5	0	.545	Jim Carmody
1988	10	2	0	.833	Curley Hallman
1989	5	6	0	.455	Curley Hallman
1990	8	3	0	.727	Curley Hallman
	0	1	0	.000	Jeff Bower
					(Coached All American Bowl)
1991	4	7	0	.364	Jeff Bower
1992	7	4	0	.636	Jeff Bower
1993	3	7	1	.318	Jeff Bower
1994	6	5	0	.545	Jeff Bower
1995	6	5	0	.545	Jeff Bower
1996	8	3	0	.727	Jeff Bower
1997	9	3	0	.750	Jeff Bower
1998	7	5	0	.583	Jeff Bower
1999	9	3	0	.750	Jeff Bower
2000	8	4	0	.667	Jeff Bower
2001	6	5	0	.545	Jeff Bower
2002	7	6	0	.538	Jeff Bower
2003	9	4	0	.692	Jeff Bower
2004	7	5	0	.583	Jeff Bower
2005	7	5	0	.583	Jeff Bower
2006	9	5	0	.643	Jeff Bower
2007	7	6	0	.538	Jeff Bower
2008	7	6	0	.538	Larry Fedora
2009	7	6	0	.538	Larry Fedora
2010	8	5	0	.615	Larry Fedora
2011	12	2	0	.857	Larry Fedora
2012	0	12	0	.000	Ellis Johnson
2013	1	11	0	.082	Todd Monken
2014	3	9	0	.250	Todd Monken
2015	9	5	0	.643	Todd Monken
2016	7	6	0	.538	Jay Hopson
Totals	580	415	27	.581	



All-Time Coaches Records

By Chronology

Coach	Years	Win	Loss	Tie	Percent
Jay Hopson (2016-)	1	7	6	0	.538
Todd Monken (2013-15)	3	13	25	0	.342
Ellis Johnson (2012)	1	0	12	0	.000
Larry Fedora (2008-11)	4	34	19	0	.642
Jeff Bower (1991-2007) *	17	119	83	1	.589
Curley Hallman (1988-90)	3	23	11	0	.676
Jim Carmody (1982-87)	6	37	29	0	.561
Bobby Collins (1975-81)	7	48	30	2	.613
P. W. "Bear" Underwood (1969-74)	6	31	32	2	.492
Thad "Pie" Vann (1949-68)	20	139	59	2	.700
Reed Green (1937-42, 46-48)	9	59	20	4	.735
Allison "Pooley" Hubert (1931-36)	6	26	24	5	.518
John Lumpkin (1930)	1	3	5	1	.389
William B. Saunders (1928-29)	2	6	11	1	.361
William Herschel Bobo (1924-27)	4	9	17	4	.367
O. V. "Spout" Austin (1921-23)	3	8	13	0	.381
B. B. O'Mara (1920)	1	5	2	1	.688
Cephus Anderson (1919)	1	4	1	2	.714
A. B. Dillie (1914-16)	3	6	10	1	.382
M. J. "Blondie" Williams (1913)	1	1	5	1	.214
Ronald J. Slay (1912)	1	2	1	0	.667
Totals	100	580	415	27	.581

By Wins

Coach	Years	Win	Loss	Tie	Percent
Thad "Pie" Vann (1949-68)	20	139	59	2	.700
Jeff Bower (1991-2007) *	17	119	83	1	.589
Reed Green (1937-42, 46-48)	9	59	20	4	.735
Bobby Collins (1975-81)	7	48	30	2	.613
Jim Carmody (1982-87)	6	37	29	0	.561
Larry Fedora (2008-2011)	4	34	19	0	.642
P. W. "Bear" Underwood (1969-74)	6	31	32	2	.492
Allison "Pooley" Hubert (1931-36)	6	26	24	5	.518
Curley Hallman (1988-90)	3	23	11	0	.676
Todd Monken (2013-15)	3	13	25	0	.342
William Herschel Bobo (1924-27)	4	9	17	4	.367
O. V. "Spout" Austin (1921-23)	3	8	13	0	.381
Jay Hopson (2016-)	1	7	6	0	.538
A. B. Dillie (1914-16)	3	6	10	1	.382
William B. Saunders (1928-29)	2	6	11	1	.361
B. B. O'Mara (1920)	1	5	2	1	.688
Cephus Anderson (1919)	1	4	1	2	.714
John Lumpkin (1930)	1	3	5	1	.389
Ronald J. Slay (1912)	1	2	1	0	.667
M. J. "Blondie" Williams (1913)	1	1	5	1	.214
Ellis Johnson (2012)	1	0	12	0	.000
Totals	100	580	415	27	.581

* Bower coached the 1990 All American Bowl



Bowl History

1953 Sun Bowl Pacific 26, Southern Miss 7

EL PASO, Texas - Mississippi Southern made its first bowl appearance here in El Paso, Texas, but it would be the College of the Pacific who would leave Texas as the winner, 26-7. Pacific scored the first points of the game and never looked back. Trailing 13-0 at the half, MSC received the kickoff and then fumbled the ball on the very next play, resulting in a Tiger touchdown. Coach Pie Vann's squad would lose four fumbles on the day. Mississippi Southern's only score came on a 73-yard march with little time remaining. Hugh Laurin Pepper scored on a two-yard run, and Peanuts Davenport kicked the extra point. Newspaper reports from the day after the game indicate that defensive tackle J. T. Shepard was the defensive standout for the Southerners. He blocked a punt and recovered it, as well as making some key tackles.

Scoring Summary

	1	2	3	4	Final
Pacific	6	7	7	6	26
Southern Miss	0	0	0	7	7

1954 Sun Bowl UTEP 37, Southern Miss 14

EL PASO, Texas - Although it was the second consecutive trip to the Sun Bowl for the Southerners, the result was the same as the UTEP quarterback and Sun Bowl MVP Dick Shinaut threw for two touchdowns, booted a 14-yard field goal, and led the Miners to a 47-20 victory over the Southerners. The Miners struck early, recovering a fumble in the MSC end zone for the first score. UTEP built up a 30-7 halftime lead. The MSC first score came on a Billy Jarrell 13-yard pass to Tommie Wood. The other MSC score came on a 13-yard run by Fred Smallwood in the third quarter.

Scoring Summary

	1	2	3	4	Final
UTEP	17	13	7	0	37
Southern Miss	0	7	7	0	14

1957 Tangerine Bowl West Texas A&M 20, Southern Miss 13

ORLANDO, Fla. - Mississippi Southern Coach Pie Vann called this 20-13 loss to West Texas State "my toughest loss ever," although Vann would go on to coach 11 years. The Southerners jumped out to an early 13-0 lead at halftime and were threatening early in the third quarter when the Buffaloes' defensive back Ron Mills returned an interception 75 yards for a touchdown to ignite West Texas State. J. C. Arban scored MSC's first touchdown on a 51-yard Statue of Liberty play, and Bobby Hughes threw a 53-yard bomb to Jerry Taylor for Mississippi Southern's other score. But it was not enough, as Mills scored on a two-yard romp, and quarterback Bubba Hillman scampered 19 yards for the other score, stealing victory away from Mississippi Southern. The following day the Orlando Sentinel called the game the "best in 11 years."

Scoring Summary

	1	2	3	4	Final
West Texas A&M	0	0	6	14	20
Southern Miss	0	13	0	0	13

1958 Tangerine Bowl Texas A&M Commerce 10, Southern Miss 9

ORLANDO, Fla. - Mississippi Southern had every opportunity in the world to win the 12th Annual Tangerine Bowl, but East Texas State found a way to postpone an MSC Bowl victory, defeating the Southerners 10-9. The Lions scored the first touchdown of the game when Garry Berry went in from the three-yard line. MSC quarterback George Sekul then engineered a drive that resulted in his scoring on a one-yard plunge. Before the half ended, the Lions center snapped the ball over the punter's head and out of the end zone, giving Coach Pie Vann's club a 9-7 halftime lead. With 7:47 left in the game, East Texas State's Neal Hinson connected on a 31-yard field goal that was the eventual winning score. Southern's Curry Juneau was cited for his outstanding defensive play.

Scoring Summary

	1	2	3	4	Final
Texas A&M - Commerce	7	0	0	3	10
Southern Miss	7	0	2	0	9

1980 Independence Bowl Southern Miss 16, McNeese State 14

SHREVEPORT, La. - Golden Eagle fans would have to wait until USM's fifth bowl appearance before they could claim a victory. The Eagles' Winston Walker hit a 36-yard field goal, and Clemon Terrell scored on a 14-yard run in the first quarter to give USM the early advantage. USM, though, fell behind 14-10 late in the third quarter. With just 1:17 remaining, USM's Mike Woodard scored on a one-yard plunge to ensure a 16-14 Golden Eagle victory. For his stellar play, Jerald Baylis was named the defensive MVP.

Scoring Summary

	1	2	3	4	Final
Southern Miss	10	0	0	6	16
McNeese State	0	7	7	0	14

- 1st** USM - Walker 36 field goal, 2:09
 USM - Terrell 14 run, Walker kick, 0:13
2nd MSU - Jordan 1 run, Stump kick, 0:44
3rd MSU - Starring 4 run, Stump kick, 7:43
4th USM - Woodard 1 run, kick failed, 1:17

	USM	MSU
First Downs	14	14
Offensive plays	68	76
Yards Per Play	3.7	5.3
Rushing Att.-Yds.	50-181	64-262
Passing Att./Comp./Int.	18/8/1	12/6/0
Passing Yards	69	139
Total Offense	250	401
Return Yards	26	29
Fumbles/Lost	2/1	4/0
Penalties/Yards	4/36	8/69
Punts/Avg.	6/34.8	9/38.1
Third Down Conversions	2/14	3/17
Time of Possession	30:40	29:20

Rushing

USM: Collier 14-63; Winder 18-48; Terrell 7-33, TD;
 Woodard 6-27, TD; Floyd 5-10

MSU: Starring 23-82, TD; McClendon 20-97; Polaski 4-12; Jordan 12-50, TD; 5-21

Passing

USM: Collier 17-8-1, 69 yards; Floyd 1-0-0

MSU: Starring 12-6-0, 139 yards



Bowl History

Receiving

USM: Harvey 3-24; Horn 2-23; Livings 1-17; Lipps 1-8; Floyd 1- minus 3
MSU: Barrouse 2-69; McClendon 2-31; Landry 1-22; Kusar 1-17

Tackles (U-A-TT)

USM: Baylis 10-2-12; Lewis 9-0-9; Jackson 6-3-9
MSU: Burokel 8-3-11; Carroll 6-2-8

1981 Tangerine Bowl Missouri 19, Southern Miss 17

ORLANDO, Fla. - Missouri got four field goals from Bob Lucchesi and a three-yard touchdown run from Bobby Meyer on their way to a 19-17 victory over USM. Head Coach Bobby Collins' squad got a first half field goal by Steve Clark, but it was all the Eagles could manage. Sammy Winder scored on a 4-yard run to bring the score closer at 13-10. USM's only other score was a 74-yard bomb from David Sellers to Louis Lipps late in the game. The Eagles' Bruce Miller was the game's defensive MVP.

Scoring Summary

	1	2	3	4	Final
Missouri	7	6	3	3	19
Southern Miss	0	3	7	7	17

- 1st** UM - Meyer 3 run, Lucchesi kick, 0:40
2nd USM - Clark 37 field goal, 4:07
 UM - Lucchesi 45 field goal, 2:05
 UM - Lucchesi 41 field goal, 7:10
3rd USM - Winder 4 run, Clark kick, 7:10
 UM - Lucchesi 30 field goal, 0:14
4th UM - Lucchesi 28 field goal, 10:52
 USM - Lipps 74 pass from Sellers, Clark kick, 1:03

	UM	USM
First Downs	15	15
Offensive plays	66	72
Yards Per Play	4.6	3.6
Rushing Att.-Yds.	44-164	52-133
Passing Att./Comp./Int.	22/10/1	20/6/0
Passing Yards	141	128
Total Offense	305	261
Return Yards	97	122
Fumbles/Lost	1/0	2/1
Penalties/Yards	7/50	6/58
Punts/Avg.	7/35.9	8/34.5
Third Down Conversions	3/16	6/17
Time of Possession	29:33	30:27

Rushing

UM: Meyer 20-96, TD; White 18-62; Shorthose 3-11; Perry 2-minus 4; Caver 1-minus 1
USM: Winder 13-50, TD; Terrell 9-44; Floyd 7-23; Collier 20-16; Lipps 1-13; Sellers 2-minus 13

Passing

UM: Perry 22-10-1, 141 yards
USM: Collier 17-5-0, 54 yards; Sellers 3-1-0, 74 yards, TD

Receiving

UM: Caver 4-65; Gibler 1-38; White 1-20; Meyer 3-11; Thomas 1-7
USM: Lipps 1-74, TD; Powell 2-26; Floyd 2-18; Means 1-10

1988 Independence Bowl Southern Miss 38, UTEP 18

SHREVEPORT, La. - This game could be renamed "The James Henry Show." The USM defensive back/punt returner scored two second half touchdowns on punt returns of 65- and 45-yards. For his efforts, he took home both the offensive and defensive game MVP honors. USM's Shelton Gandy also turned in a solid performance, scoring two touchdowns and putting UTEP completely out of the game. For the Golden Eagles it was only the second bowl win in school history.

Scoring Summary

	1	2	3	4	Final
UTEP	7	0	3	8	18
Southern Miss	3	7	21	7	38

- 1st** UTEP - Barrett 30 pass from Hegarty, Jacke kick, 8:27
 USM - Seroka 26 field goal, 3:53
2nd USM - Warnsley 3 pass from Favre, Seroka kick, 0:19
3rd USM - Henry 65 punt return, Seroka kick, 13:29
 USM - Gandy 1 run, Seroka kick, 9:52
 USM - Henry 45 punt return, Seroka kick, 5:38
 UTEP - Jacke 37 field goal, 1:37
4th USM - Gandy 7 run, Seroka kick, 11:46
 UTEP - Fuller 2 pass from Flores, Flores to Fuller, 8:50

	UTEP	USM
First Downs	19	17
Offensive plays	82	67
Yards Per Play	4.4	4.8
Rushing Att.-Yds.	38-53	41-168
Passing Att./Comp./Int.	44/23/0	26/15/2
Passing Yards	308	157
Total Offense	361	323
Return Yards	25	108
Fumbles/Lost	3/0	2/0
Penalties/Yards	10/95	5/45
Punts/Avg.	6/39.2	6/32.2
Third Down Conversions	4/18	2/12
Time of Possession	31:08	28:52

Rushing

UTEP: Fuller 9-31; Dixon 8-26; Menifee 5-13; Flores 2-3; Forrest 1-1; Lopez 1-minus 1; Hegarty 11-minus 10

USM: Gandy 22-134, 2TD; Bradley 9-29; Warnsley 3-8; Favre 7-minus 3

Passing

UTEP: Hegarty 27-14-0, 203 yards, TD; Flores 17-9-0, 105 yards, TD
USM: Favre 26-15-2, 157 yards, TD

Receiving

UTEP: Barrett 9-119, TD; Adkison 4-55; Housler 3-49; Fuller 3-27, TD; Lopez 2-33; Bailey 1-19; Dixon 1-6
USM: Jackson 3-15; Tillman 2-44; Williams 2-28; Rowell 1-24; Warnsley 2-11, TD; Gandy 2-10; Rowell 1-24; Hansford 1-10

Tackles (U-A-TT)

UTEP: Sale 6-2-8; Morgan 3-5-8
USM: Kirksey 7-5-12; Valrie 3-3-6



Bowl History

1990 All American Bowl North Carolina State 31, Southern Miss 27

BIRMINGHAM, Ala. - The Golden Eagles made the trip to nearby Birmingham, Alabama, for their first appearance in the All American Bowl. Just two weeks earlier, USM hired former Golden Eagle quarterback Jeff Bower to direct the program. USM quarterback Brett Favre threw for 341 yards and two touchdowns, but it would not be enough, as North Carolina State went on to a 31-27 victory. For the Eagles, freshman receiver Mark Montgomery caught two Favre passes for touchdowns, while running backs Michael Welch and Tony Smith added touchdowns on the ground.

Scoring Summary

	1	2	3	4	Final
NC State	14	3	7	7	31
Southern Miss	6	8	7	6	27

- 1st** USM - Montgomery 10 pass from Favre, kick failed, 8:06
 NCSU - Jordan 10 run, Fowble kick, 5:26
 NCSU - Downs 2 run, Fowble kick, 2:15
- 2nd** USM - Montgomery 13 pass from Favre, Favre to Welch pass, 13:42
 NCSU - Fowble 22 field goal, 0:27
- 3rd** USM - Smith 1 run, Taylor kick, 8:47
 NCSU - Jurgens 12 pass Jordan, Fowble kick, 1:02
- 4th** NCSU - Manior 41 run, Fowble kick, 6:21
 USM - Welch 5 run, pass failed, 3:09

	USM	NCSU
First Downs	19	23
Offensive plays	63	74
Yards Per Play	6.1	4.9
Rushing Att.-Yds.	24-44	49-193
Passing Att./Comp./Int.	39/28/1	25/15/1
Passing Yards	341	166
Total Offense	385	359
Return Yards	13	33
Fumbles/Lost	4/2	2/0
Penalties/Yards	9/73	7/67
Punts/Avg.	5/34.6	7/26
Third Down Conversions	4/10	3/13
Time of Possession	27:24	32:36

Rushing

USM: Smith 9-35, TD; Welch 2-11, TD; Nelson 1-6; E. Jackson 2-4; Dennis 1-2; R. Johnson 4-1; Favre 5-minus 15

NCSU: Manior 10-71, TD; Downs 9-53, TD; George 4-28; Shaw 7-18; Jordan 16-17, TD; T. Jackson 1-6; Cotton 1-2; Davenport 1-minus 2

Passing

USM: Favre 39-28-1, 341 yards, 2 TD

NCSU: Jordan 25-15-1, 166 yards, TD

Receiving

USM: M. Jackson 4-116; Montgomery 5-85, 2 TD; Pope 7-58; E. Jackson 6-39; Nelson 3-18; E. Williams 1-9; T. Smith 1-9; A. Harris 1-7

NCSU: Davenport 5-37; Harrison 2-29; Shaw 2-28; Jurgens 2-27, TD; W. Turner 1-16; George 1-12; Manior 1-10; Byrd 1-7

Tackles (U-A-TT)

USM: Haynes 7-5-12; Savage 4-3-7

NCSU: Williams 10-5-15; Carter 6-2-8

1997 Liberty Bowl Southern Miss 41, Pittsburgh 7

MEMPHIS, Tenn. - Southern Miss capped off an amazing season by claiming a 41-7 victory over Big East opponent Pittsburgh in the Liberty Bowl before a crowd of 50,209 mostly Golden Eagle fans. The win ended USM's season at 9-3, which capped off a season that saw the Golden Eagles earn a second consecutive Conference USA championship. The game was a showcase for both the USM offense and defense. Sherrad Gideon was named the game's Most Valuable Player after hauling in three touchdown passes from the arm of quarterback Lee Roberts. No. 22 Southern Miss combined the passing of Roberts to Gideon for three touchdowns with three defensive TDs for the 41-7 win. On a mission after being shut out of the bowl picture last year despite an 8-3 record, the Eagles capped it off with the Liberty Bowl victory and a perfect season in Conference USA. The 34-point margin of victory was the widest in the bowl's history, surpassing a pair of 30-point differences from the 1976 and 1994 contests.

Scoring Summary

	1	2	3	4	Final
Pittsburgh	0	7	0	0	7
Southern Miss	7	7	14	13	41

- 1st** USM - Gideon 31 pass from Roberts, Hardaway kick, 6:04
- 2nd** USM - Gideon 8 pass from Roberts, Hardaway kick, 11:27
 PITT - Hoffart 89 pass from Gonzalez, Ferencik kick, 2:52
- 3rd** USM - Phenix 16 fumble return, Hardaway kick, 11:17
 USM - Gideon 5 pass from Roberts, Hardaway kick, 00:00
- 4th** USM - Thomas 26 interception return, Hardaway kick, 13:45
 USM - Parrish 63 interception return, kick failed, 11:05

	Pitt	USM
First Downs	16	15
Offensive plays	79	58
Yards Per Play	4.3	6.1
Rushing Att.-Yds.	38-150	31-125
Passing Att./Comp./Int.	41/16/2	27/18/1
Passing Yards	190	227
Total Offense	340	352
Return Yards	100	164
Fumbles/Lost	1/1	0/0
Penalties/Yards	8/72	6/40
Punts/Avg.	7/40.3	7/36.3
Third Down Conversions	6/20	5/12
Time of Possession	32:55	27:05

Rushing

Pitt: Barlow 9-68; West 19-56; Gonzalez 7-23; Thompson 3-3

USM: Shaw 17-62; Booth 7-49; Nance 5-20; Roberts 2-minus 6

Passing

Pitt: Gonzalez 29-13-2, 172 yards, TD; Lytle 12-3-0, 18 yards

USM: Roberts 26-18-1, 227 yards, 3 TDs; Balazik 1-0-0

Receiving

Pitt: Hoffart 5-121, TD; J. Williams 4-21; Barlow 2-20; Murphy 2-18; West 2-6; T. Thompson 1-4

USM: Gideon 7-111, 3 TDs; Hardy 4-43; Pinkston 2-43; H. Shaw 2-17; Heard 2-15; E. Shaw 1- minus 2

Tackles (U-A-TT)

Pitt: Coakley 5-8-13; McGhee 4-6-10

USM: Kenney 3-3-6; Mallard 4-2-6; Pollard 5-1-6; Surtain 5-1-6



Bowl History

1998 Humanitarian Bowl Idaho 42, Southern Miss 35

BOISE, Idaho - Leading 21-7 with a 1st and 10 at the Idaho 38 yard line and 8:13 left in the first half, Southern Miss appeared well on its way to a second straight bowl victory. However, the Golden Eagles did not convert that scoring opportunity, and, before the first half ended, the Vandals scored three times to take a 28-21 lead into the locker room before a crowd of 19,664 at the Humanitarian Bowl. The two teams fought to a 14-14 standoff in the second half, though Southern Miss did tie the score at 35 with 6:37 left in the game, and, after Idaho scored to take a 42-35 lead, the Golden Eagles had one final opportunity to tie the game but moved as far as their own 40 yard line before losing a fumble that allowed the Vandals to run out the clock. Several Golden Eagle players had big games, including freshman running back Derrick Nix, who capped his first season with a 29-carry, 122-yard performance; quarterback Lee Roberts, who ended his college career with a 30-of-51 passing performance that netted 342 yards and a pair of touchdowns; and, junior wideout Sherrod Gideon, who caught both Roberts TDs and finished with 12 catches for 117 yards. Roberts earned game MVP honors for his performance. Southern Miss won the rushing and passing yardage battles with a 170-153 edge in rushing and a solid 362-291 margin in passing. However, the Golden Eagles also lost five of six fumbles, while managing to force three Idaho fumbles, all recovered by USM.

Scoring Summary

	1	2	3	4	Final
Idaho	7	21	7	7	42
Southern Miss	13	8	0	14	35

- 1st** USM - Gideon 2 pass from Roberts, Hardaway kick, 6:01
 UI - Thomas, Jer 98 kick return, Davis kick, 5:44
 USM - Nix 8 run, kick failed, 0:48
- 2nd** USM - Nix 1 run, Roberts to Gideon pass, 10:09
 UI - Townsley 12 pass from Welsh, Davis kick, 5:32
 UI - Roberg 21 pass from Welsh, Davis kick, 4:07
 UI - Moody 2 pass from Welsh, Davis kick, 0:00
- 3rd** UI - Thomas, Joel 1 run, Davis kick, 2:59
- 4th** USM - Gideon 7 pass from Robert, Hardaway kick, 9:25
 USM - Nix 15 run, Hardaway kick, 6:37
 UI - Prestimonico 28 pass from Welsh, Davis kick, 2:01

	USM	UI
First Downs	25	26
Offensive plays	92	75
Yards Per Play	5.2	5.6
Rushing Att.-Yds.	40-117	34-130
Passing Att./Comp./Int.	52/31/0	41/24/0
Passing Yards	362	291
Total Offense	479	421
Return Yards	19	60
Fumbles/Lost	6/5	3/3
Penalties/Yards	5/44	9/59
Punts/Avg.	4/43.5	5/39.0
Third Down Conversions	7/17	4/12
Time of Possession	31:23	28:37

Rushing

USM: Nix 29-122, 3 TDs; Woods 3-15; Roberts 8- minus 20
UI: Joel Thomas 22-86, TD; Welsh 11-48; Alderson 1 -4

Passing

USM: Roberts 51-30-0, 342 yards, 2 TDs; Purser 1-1-0, 20 yds.
UI: Welsh 41-24-0, 291 yards, 4 TDs

Receiving

USM: Gideon 12-117, 2 TDs; Pinkston 7-101; Shaw 5-83; Nix 3-29; Heard 2-7; Thomas 1-20; Gulley 1-5

UI: Prestimonico 5-61, TD; Jones 4-49; Townsley 4-62, TD; Joel Thomas 4-42; Roberg 2-35, TD; Lacy 2-22; Jer. Thomas 1-minus 1; Alderson 1-19; Moody 1-2, TD

Tackles (U-A-TT)

USM: Gonzalez 8-3-11; Slaughter 6-2-8; Bell 6-2-8

UI: Skinner 9-11-20; Nofoaiga 9-2-11

1999 Liberty Bowl Southern Miss 23, Colorado State 17

MEMPHIS, Tenn. - The Southern Miss defense, which had been regarded as one of the best in school history all season long, made a strong argument for that case as it held Colorado State to only 268 total yards, its second-lowest of the season, in a hard-fought 23-17 win. The win was the second Liberty Bowl championship for the Golden Eagles in three years. In 1997, Southern Miss defeated Pittsburgh 41-7. Unlike 1997, when the Golden Eagle offense put on an offensive clinic, the Southern Miss offense struggled, but was rescued by the stingy play of the Golden Eagle defense. Southern Miss managed only 187 yards, but the Golden Eagle defense held when it counted most. In the second half, USM held Colorado State scoreless despite being on the field for 19 minutes. After the game, a jubilant Jeff Bower praised his defense. "I'm officially declaring this the best Southern Miss defense ever," said Bower.

Scoring Summary

	1	2	3	4	Final
Colorado State	3	14	0	0	17
Southern Miss	13	7	3	0	23

- 1st** USM - Williams 5 fumble return, Hanna kick, 13:11
 CSU - Hurst 35 field goal, 8:54
 USM - Frances recovered blocked punt in endzone, kick failed, 4:35
- 2nd** CSU - Rice 2 run, Hurst kick, 7:45 CSU - Woolstenhulme 38 pass from Newton, Hurst kick, 3:32
 USM - Nix 3 run, Hanna kick, 0:26
- 3rd** USM - Hanna 25 field goal, 9:35

	USM	CSU
First Downs	11	15
Offensive plays	64	78
Yards Per Play	2.9	3.4
Rushing Att.-Yds.	34-62	32-40
Passing Att./Comp./Int.	30/13/1	46/20/1
Passing Yards	125	228
Total Offense	187	268
Return Yards	68	109
Fumbles/Lost	2/1	3/2
Penalties/Yards	11/59	8/71
Punts/Avg.	9/34.3	5/15.9
Third Down Conversions	3/18	5/18
Time of Possession	24:58	35:02

2000 GMAC Bowl Southern Miss 28, TCU 21

MOBILE, Ala. - In a game that featured the top two defenses in the nation, it was the Southern Miss offense that took center stage in the end. Down 21-14 entering the fourth quarter, the Golden Eagles scored two touchdowns on the nation's top defense in the final frame, converting on quarterback Jeff Kelly's touchdown passes of 56 and 29 yards, respectively. The final score came with :08 seconds left in the game, as Southern Miss wide receiver Kenneth Johnson grabbed a 29-yard touchdown pass to lift the Golden Eagles



Bowl History

to the 28-21 victory over No. 13 TCU in the 2000 GMAC Mobile Alabama Bowl. Earlier in the fourth, Kelly connected with LeRoy Handy for a 56-yard scoring strike with 7:24 remaining. The win was Southern Miss' third bowl victory in four seasons and also marked the fifth-straight year that the team finished with seven or more victories in a season. The Golden Eagles defense, ranked second in the nation, held NCAA-leading rusher and Heisman Trophy finalist LaDainian Tomlinson to a season-low 118 yards on the ground. Handy finished as the bowl's Offensive MVP after grabbing five receptions for 84 yards and two touchdowns. Leo Barnes, who returned an interception 50 yards for a score in the first quarter, earned Defensive MVP honors.

Scoring Summary

	1	2	3	4	Final
TCU	7	0	14	0	21
Southern Miss	7	0	7	14	28

- 1st** TCU - Layne 3 pass from Printers, Kaylakie kick, 7:51
USM - Barnes 50 int. return, Hanna kick, 6:08
- 3rd** USM - Handy 9 pass from Kelly, Hanna kick, 13:06
TCU - Tomlinson 7 run, Kaylakie kick, 9:52
TCU - Tomlinson 33 run, Kaylakie kick, 4:58
- 4th** USM - Handy 56 pass from Kelly, Hanna kick, 7:24
USM - Johnson 29 pass from Kelly, Hanna kick, :08

	TCU	USM
First Downs	16	15
Offensive plays	66	59
Yards Per Play	4.1	5.4
Rushing Att.-Yds.	43-150	36-158
Passing Att./Comp./Int.	10/22/2	11/23/0
Passing Yards	115	159
Total Offense	265	317
Return Yards	142	100
Fumbles/Lost	2/0	0/0
Penalties/Yards	8/68	5/35
Punts/Avg.	6/33.3	4/40.5
Third Down Conversions	9/16	5/14
Time of Possession	32:41	27:19

Rushing

TCU: Tomlinson 28-118, 2 TDs; Layne 7-31
USM: Nance 16-104; Kelly 11-43; Woods 8-12

Passing

TCU: Printers 10-22-2, 115 yards, 1 TD
USM: Kelly 11-23-0, 159, 3 TDs

Receiving

TCU: Brown 3-37; Layne 3-14, 1 TD; Dunbar 2-42; Maiden 2-22
USM: Handy 5-84, 2 TDs; Garner 3-42, Johnson 1-29, 1 TD

Tackles (U-A-TT)

TCU: Owens 5-1-6; Fuller 4-2-6; Schobel 5-0-5
USM: Davis 14-0-14; Magee 6-2-8; C. Scott 6-0-6; Moore 5-1-6

2002 Houston Bowl Oklahoma State 33, Southern Miss 23

HOUSTON, Texas - For three-and-a-half quarters Southern Miss challenged Oklahoma State, but the Cowboys overtook the Golden Eagles in the final half of the fourth quarter to win, 33-23, in the third annual Houston Bowl.

Rashaun Woods caught nine catches for 164 yards and a touchdown to lead OSU and collected Houston Bowl Most Valuable Player honors.

Dustin Almond came in on the Golden Eagles' second drive of the game and remained in the contest as Southern Miss' quarterback. He finished the game completing 11-of-27 passes for 173 yards and rushing 17 times for

54 yards and one touchdown. James Walley led the Golden Eagles with 21 carries for 74 yards and one touchdown. Chris Johnson led Southern Miss in receiving with five catches for 67 yards.

Scoring Summary

	1	2	3	4	Final
Southern Miss	3	10	10	0	23
Oklahoma State	10	10	0	13	33

- 1st** OSU - Denard 3 pass from Fields, Phillips kick, 10:39
OSU - Phillips 46 field goal, 7:50
USM - Jones 38 field goal, 2:51
- 2nd** USM - Almond 13 run, Jones kick, 10:32
OSU - Phillips 52 field goal, 8:05
USM - Jones 24 field goal, 2:29
OSU - Woods 51 pass from Fields, Phillips kick, 1:38
- 3rd** USM - Walley 2 run, Jones kick, 11:50
USM - Jones 30 field goal, 4:13
- 4th** OSU - Phillips 28 field goal, 14:56
OSU - Bell 22 run, Phillips kick, 8:07
OSU - Phillips 24 field goal, 5:15

	USM	OSU
First Downs	17	21
Offensive plays	71	73
Yards Per Play	4.5	6.9
Rushing Att.-Yds.	43/148	33/194
Passing Att./Comp./Int.	11/28/1	40/21/1
Passing Yards	173	310
Total Offense	321	504
Return Yards	181	156
Fumbles/Lost	1/0	0/0
Penalties/Yards	8/57	10/97
Punts/Avg.	7/44.1	4/41.5
Third Down Conversions	2/15	4/16
Time of Possession	30:32	29:28

Rushing

USM: Walley 21-74, 1 TD; Almond 17-54, 1 TD;
C. Johnson 2-16; Harris 2-6, Team 1-minus 2
OSU: Bell 13-160, 1 TD; Shaw 12-37; Fields 6-1; Team 2-minus 4

Passing

USM: Almond - 11-27-0, 173 yards, 0 TD; D'Angelo 0-1-1, 0 yards, 0 TD
OSU: Fields 21-40-1, 310 yards, 2 TD

Receiving

USM: C. Johnson 5-67; Walley 2-45; Browden 1-44; Young 1-8;
Garner 1-5; Handy 1-4
OSU: Woods 9-164, 1 TD; Johnson 3-47; Davis-Bryant 3-37; Lewis 2-19;
Bajema 1-33; Lindsay 1-8; Denard 1-3, 1 TD; Bell 1-minus 1

Tackles (U-A-TT)

USM: Pruitt - 6-9-15; Davis 6-5-11; Henley 4-6-10; Boley 2-6-8
OSU: Massey 4-5-9; Craig 6-1-7; Williams 6-1-7; Robinson 2-5-7

2003 Liberty Bowl Utah 17, Southern Miss 0

MEMPHIS, Tenn. - The 2003 AXA Liberty Bowl was deemed the battle of champions, and in the end, it was just that - at least on the defensive side of the ball. Utah did just enough on offense to take a 17-0 victory over Southern Miss in a tough, defensive clash at Liberty Bowl Memorial Stadium.

The defenses were so good that the two teams managed to convert only 4-of-31 third down attempts, two by each team. Utah was averaging 381 yards a game coming in but netted only 228 against the Golden Eagle defense, and Southern



Bowl History

Miss had just 213 yards, as compared to the 334 yards per game prior to the game. The game also marked the first time that Southern Miss had been shut out since the 1995 season, when the team fell 42-0 to Tennessee.

The Utes' offensive total included 104 yards on the ground. Running back Brandon Warfield paced Utah with a game-high 91 yards and one touchdown.

The Golden Eagles had a chance to get on the board first in the opening quarter, but Darren McCaleb's 47-yard field goal attempt fell short, keeping the game scoreless at the 9:40 mark.

Running back Anthony Harris led Southern Miss with 70 yards on 14 carries, while Dustin Almond finished with 122 yards on 11-of-13 passing. Senior All-American linebacker Rod Davis ended his decorated Southern Miss career with a game-high 16 tackles, including eight solos, and was named the Golden Eagles' Defensive Player of the Game. He became the school's all-time leader in total tackles, notching 526 in his career.

Scoring Summary

	1	2	3	4	Final
Utah	0	7	0	10	17
Southern Miss	0	0	0	0	0

2nd Utah - Warfield 5 run (Borreson kick), 4:41

4th Utah - Borreson 19 field goal, 3:24

Utah - Scalley 74 fumble return (Borreson kick), 1:36

	UTAH	USM
First Downs	12	11
Offensive Plays	64	69
Rushing Att.-Yds.	45-104	30-69
Passes Att-Comp-Int	19-8-1	39-13-0
Passing Yards	124	144
Total Offense	228	213
Return Yards	105	76
Fumbles-Lost	6-2	4-4
Penalties-Yards	12-85	12-92
Punts-Avg	9-37.9	8-45.8
Third-Down Conversions	2 of 15	2 of 16
Time of Possession	33:24	26:36

Rushing

UTAH: Warfield 27-91, 1TD; Smith 13-42; Savoy 1-12; Team 4-minus 41

USM: Harris 14-70; Blackwell 3-18; Hardy 3-2; Almond 9-minus 10; D'Angelo 1-minus 11

Passing

UTAH: Smith 8-19-1, 124 yds

USM: Almond 11-33-0, 122 yds.; D'Angelo 2-6-0, 22 yds

Receiving

UTAH: Warren 5-72; Savoy 1-41; Moa 1-6; Latendresse 1-5

USM: Blackwell 3-30; Courington 2-34; Browden 2-33; Lawrence 2-27; Johnson 1-9; Hardy 1-6; Harris 1-5; Young 1-0

Tackles (U-A-TT)

UTAH: Holdcraft 4-4-8; Toone 3-5-8; Revill 5-1-6

USM: Davis 8-8-16; Boley 10-3-13; Pruitt 7-3-10

2004 New Orleans Bowl Southern Miss 31, North Texas 10

NEW ORLEANS, La. - Southern Miss led from start to finish and cruised to a 31-10 victory over North Texas in the New Orleans Bowl at the Louisiana Superdome.

The Golden Eagles opened with a 37-yard Dustin Almond to Otho Graves scoring combination, and then tacked on to that lead with a 1-yard score by Almond.

In the second quarter, North Texas answered with a 24-yard field goal

from Nick Bazaldua, but the Golden Eagles extended its lead on Darren McCaleb's 45-yard field goal second before the half.

After a scoreless third quarter, Southern Miss all but put the game away with a pair of touchdowns -- Michael Boley's 62-yard interception return and a 1-yard scoring run by Sherron Moore.

North Texas finished the scoring with an 11-yard touchdown pass from Scott Hall to Johnny Quinn with one second remaining, ending the game, 31-10.

Boley was named the 2004 Wyndham New Orleans Bowl MVP, finishing the game with eight tackles, three tackles for loss and two sacks.

Almond finished with 247 passing yards, his second highest total of the season, as he completed 16-of-30 attempts, while Anthony Harris finished with 14 carries for 104 yards.

Antwon Courington led the receivers with five catches for 57 yards, and Graves led the team with 58 receiving yards on three catches.

Jamario Thomas, the leading rusher in the nation entering the game, finished with 92 rushing yards, Quinn finished with eight catches for 92 yards, and Hall finished with 134 passing yards for North Texas.

Scoring Summary

	1	2	3	4	Final
Southern Miss	14	3	0	14	31
North Texas	0	3	0	7	10

1st USM - Graves 37 pass from Almond, McCaleb kick, 11:01

USM - Almond 1 run, McCaleb kick, 6:13

2nd NT - Bazaldua 24 field goal, 10:08

USM - McCaleb 45 field goal, 00:15

4th USM - Boley 62 int. return, McCaleb kick, 12:52

USM - Moore 1 run, McCaleb kick, 01:26

NT - Quinn 11 pass from Hall, Bazaldua kick, 00:01

	USM	NT
First Downs	17	17
Offensive Plays	62	69
Yards per Play	6.5	3.1
Rushing Att.-Yds.	32-156	39-78
Passes Att./Comp./Int.	30/16/1	30/15/2
Passing Yards	247	134
Total Offense	403	212
Return Yards	148	46
Punts/Avg.	3/46.0	8/43.0
Fumbles/Lost	3/2	2/1
Penalties/Yards	9/60	1/0
Third-Down Conversions	4/13	3/14
Possession Time	27:32	32:28

Rushing

USM: Harris 14-104; Moore 10-33, 1TD; Thomas 4-24;

Weakley 1-2; Almond 3-minus 7, 1 TD

NT: Thomas 29-92; Mitchell 1-1; Moore 1-1; Hall 8-minus 16

Passing

USM: Almond 16-30-1, 247 yards, 1 TD

NT: Hall 15-30-2, 134 yards, 1 TD

Receiving

USM: Courington 5-57; Graves 3-58, 1TD; Perine 2-25;

Thomas 2-3; Williams 1-47; Harris 1-33; Lawrence 1-17; Young 1-7

NT: Quinn 8-92, 1TD; Blount 3-13; Culberson 1-10; Mitchell 1-8;

Jackson 1-7; Thomas 1-4

Tackles (U-A-TT)

USM: Boley 5-3-8; Coley, T. 6-1-7; Cash 5-2-7

NT: Holman 6-4-10; Knowlton 6-3-9; Buckles 5-1-6; Awasom 4-2-6;

Early 2-4-6



Bowl History

2005 New Orleans Bowl Southern Miss 31, Arkansas State 19

LAFAYETTE, La. - Career-high performances from Cody Hull and Shawn Nelson, the 2005 New Orleans Bowl MVP, helped Southern Miss earn a 31-19 victory over Arkansas State.

Nelson finished with a team-high six catches for 121 yards and two. His 121 yards also set a Southern Miss bowl record, surpassing Sherrod Gideon's 117-yard total in the Humanitarian Bowl vs. Idaho in 1998.

Hull finished with a career-high 37 carries for 161 yards, both New Orleans Bowl and Southern Miss bowl records. Hull's totals surpassed Derrick Nix's 29 carries against Idaho in the 1998 Humanitarian Bowl and a 124 rushing yard performance by Shelton Gandy against UTEP in the 1988 Independence Bowl.

After a scoreless first quarter, the Golden Eagles took the first lead of the game on a 31-yard field goal by Darren McCaleb. Arkansas State then answered with a 44-yard field goal from Eric Neihouse, knotting the game at 3-3 with 6:57 to play before halftime.

Southern Miss scored on its ensuing drive, on a Cole Mason 5-yard touchdown run, but the lead was shortlived as the Indians added a four-yard touch-down run by Nick Noce with six seconds remaining before the half, tying the game, 10-10.

Southern Miss retook the lead in the third quarter on a 1-yard run by Hull, but Noce found Manuel Burton for a two-yard touchdown, knotting the game with 8:51 remaining in the third quarter.

The Golden Eagles then took the lead for good on the next drive, when Almond and Nelson connected on a 29-yard touchdown. Arkansas State added a safety following a bad snal on a punt attempt, but Almond found Nelson for a six-yard touchdown, with 8:22 remaining, to make the final margin of victory.

Almond finished with 253 passing yards, completing 17-of-32 passes for 253 yards and two touchdowns.

Scoring Summary

	1	2	3	4	Final
Arkansas State	0	10	9	0	19
Southern Miss	0	10	14	7	31

2nd USM - McCaleb 31 field goal, 9:20

ASU - Neihouse 45 field goal, 6:37

USM - Mason 5 run, McCaleb kick, 2:05

ASU - Noce 4 run, Neihouse kick

3rd USM - Hull 1 run, McCaleb kick, 11:44

ASU - Burton 2 pass from Noce, Neihouse kick, 8:51

USM - Nelson 29 pass from Almond, McCaleb kick, 6:08

ASU - Team Safety, 2:22

4th USM - Nelson 6 pass from Almond, McCaleb kick, 8:22

	USM	ASU
First Downs	25	16
Offensive Plays	82	59
Rushing Att.-Yds.	50-192	40-119
Passes Att./Comp./Int.	32/17/0	19/10/1
Passing Yards	253	213
Total Offense	445	332
Return Yards	46	93
Punts-Avg.	3/38.3	6/31.2
Third-Down Conversions	7/14	4/13
Time of Possession	34:24	25:36

Rushing

USM: Hull 37-161; Mason 6-34; Almond 3-11; bThomas 1-9; Weakley 1-3; Team 2-minus 26

ASU: Noce 17-55; Bracey 14-40; Warren 7-20; Jones 2-4

Passing

USM: Almond 17-32-0-253

ASU: Noce 10-19-1-213

Receiving

USM: Nelson 6-121; Perine 3-60; Carter 2-26; Barnes 2-23; Causey 2-12; Williams 2-11

ASU: Vincent 3-53; Burton 2-8; Dejohnette 1-49; Jones 1-43; Smith 1-43; Bracey 1-20; Hampton, Ed 1-minus 3

Tackles (U-A-TT)

USM: T. Coley 9-1-10; Abanikanda 6-1-7; Sumrall 5-2-7

ASU: Anderson 9-0-9; Johnson 8-1-9

2007 GMAC Bowl Southern Miss 28, Ohio 7

Southern Miss scored three second-quarter touchdowns to defeat Mid-American Conference foe Ohio, 28-7, in the Eighth Annual GMAC Bowl at Ladd-Peebles Stadium.

After a scoreless opening quarter, true freshman Tory Harrison got the Golden Eagles on the scoreboard with a 43-yard rushing touchdown with 8:33 left in the period. It was the longest rushing touchdown of the year for Southern Miss as his score ended an eight-play, 90-yard drive.

Fellow freshman Damion Fletcher added a two-yard run for a score with 3:03 remaining before halftime to give the Golden Eagles an insurmountable advantage. Fletcher, the game's most valuable player, finished the contest with 58 yards on 20 carries to go along with three receptions for 28 yards.

Then it was the defense's turn to get in the on the scoring barrage right before the half.

The game's defensive most valuable player, James Denley, picked off a Brad Bower pass and returned it 18 yards for a score to complete the Golden Eagles second-quarter scoring with 1:13 to play. The 21 points tied a season-high for a quarter with which they did two other times during the year. It also marked the seventh non-offensive touchdown for Southern Miss during the campaign - the most in a season in the Jeff Bower era.

The offense then put the game out of reach to start the third quarter as the Golden Eagles took the opening kickoff and put together a drive that spanned 80 yards and 17 plays. More importantly, the drive consumed 9:55 of the game clock. Fletcher then ended the drive with a nine-yard scoring run for his second score of the game.

Junior quarterback Jeremy Young helped keep the drive alive with a 17-yard pass to Anthony Perine on a 3rd-and-10. Young ended the game as the offensive most valuable player, as he finished the day with 160 yards passing on 14-of-22 attempts and an interception.

Scoring Summary

	1	2	3	4	Final
Ohio	0	0	0	7	7
Southern Miss	0	21	7	0	28

2nd USM - Harrison 43 run (McCaleb kick), 8:33

USM - Fletcher 2 run (McCaleb kick), 3:03

USM - Denley 18 interception return (McCaleb kick), 1:13

3rd USM - Fletcher 9 run (McCaleb kick), 5:05

4th OU - Christy 13 pass from Everson (Lasher kick), 9:34

	OU	USM
First Downs	12	17
Rushing Att.-Yds.	22-47	39-124
Passing Yards	177	160
Passes Att-Comp-Int	37-15-2	22-14-1
Offensive Plays	65	65
Total Offense	224	284
Return yards	75	36
Punts-Avg.	5-37.0	4-41.8
Fumbles-Lost	0-0	1-0



Bowl History

Penalties-Yards	6-39	6-50
Third-Down Conversions	3 of 15	7 of 14
Possession Time	24:55	35:05

Rushing

OU: McRae 10-37; Bower 3-9; Owens 2-7; Mayle 1-4; Garrett 1-3; Norwood 1-3; Everson 4-(-16)

USM: Harrison 9-68, 1 TD; Fletcher 20-58, 2 TD; Weakley 2-11; Chanove 4-(-5); Young 4-(-8)

Passing

OU: Everson 34-14-1, 175 yards, 1 TD; Bower 3-1-1, 2 yards

USM: Young 22-14-1, 160 yards.

Receiving

OU: Mayle 4-56; Norwood 3-36; Christy 2-43, 1 TD; Nwokocha 2-28; Price 2-6; Garrett 1-6; Owens 1-2.

USM: Barnes 4-59; Perine 3-37; Fletcher 3-28; Weakley 2-19; Gray 1-13; Johnson 1-4

Tackles

OU: Russ 5-4-9, 1 TFL; Graham 4-2-6, 1.5 TFL; Muncy 2-4-6, 2 TFL; Hodge 3-2-5, 1 TFL; Wright 2-2-4, 1.5 TFL, 1 INT, 1 PBU, 1 Sack

USM: McRath 8-5-13, 3 TFL; Denley 3-1-4, 1 INT, 1 PBU; Richmond 3-1-4, 1 INT, 1 PBU; Abanikanda 3-1-4; Hendrix 3-1-4, 2 PBU

2007 Papajohns.com Bowl Cincinnati 31, Southern Miss 21

Ben Mauk completed 30-of-52 passes for 334 yards and four scores as 20th-ranked Cincinnati collected a 31-21 victory over Southern Miss in the 2nd annual Papajohns.com Bowl at Legion Field in Birmingham.

DeAngelo Smith led an opportunistic Bearcats defense, intercepting Southern Miss quarterback Jeremy Young three times.

Dominick Goodman hauled in seven passes - including two touchdowns - for 95 yards and Connor Barwin and Antwan Giddens also finished with seven receptions each. Mauk was intercepted three times, but also rushed for 41 yards.

Young was 18-for-32 for 122 yards passing with a pair of touchdowns in addition to the three picks. The senior also rushed for 55 yards and a score in his final collegiate outing.

Damion Fletcher carried 29 times for 155 yards, but the Golden Eagles were unable to generate any offense on their final two scoring opportunities and had a two-game win streak snapped in their last game under longtime head coach Jeff Bower.

Down 31-14 following a pair of Cincinnati scores late in the third quarter, Southern Miss didn't go away, driving 76 yards to pull back within 10 points. Young hit Chris Johnson over the middle for a five-yard TD to complete the drive with 9:37 remaining.

The Eagles then attempted an onside kick, and momentarily appeared to have recovered, but Barwin emerged with the ball, positioning the Bearcats in USM territory. The Southern Miss defense held, but on the following series Fletcher was stopped short of converting a 4th-and-1 from the 14, seemingly killing the team's comeback chances.

Mauk threw an interception in the end zone, giving the Eagles one final opportunity, but on 4th-and-22 from the 32, Young was intercepted by Smith for the third time on the day, stifling the final threat.

Scoring Summary

	1	2	3	4	Final
Southern Miss	7	7	0	7	21
Cincinnati	0	14	17	0	31

1st USM - Nelson 10 pass from Young (Estes kick), 5:23

2nd UC - Goodman 14 pass from Mauk (Rogers kick), 6:12
UC - Goodman 5 pass from Mauk (Rogers kick), 0:24

3rd UC - Jackson 39 pass from Mauk (Rogers kick), 13:17
USM - Young 1 run (Estes kick), 6:48
UC - Giddens 10 pass from Mauk (Rogers kick), 4:08
UC - Rogers 22 field goal, 0:05

4th USM - Johnson 5 pass from Young (Estes kick), 9:37

	USM	UC
First Downs	19	21
Rushing Att.-Yds.	49-217	26-71
Passing Yards	122	334
Passes Att-Comp-Int	32-18-3	52-30-3
Offensive Plays	81	78
Total Offense	339	405
Return yards	47	90
Punts-Avg.	6-39.2	4-47.0
Fumbles-Lost	0-0	1-1
Penalties-Yards	8-80	8-51
Third-Down Conversions	6 of 17	6 of 14
Possession Time	33:36	26:24

Rushing

USM: Fletcher 29-155; Young 17-55, 1 TD; Harrison 2-7; Barefoot 1-0.

UC: Mauk 12-41; Moore 4-18; Ramsey 6-0; Glatthaar 1-7; Benton 1-0; Team 2-(-4)

Passing

USM: Young 32-18-3, 122 yards, 2 TDs

UC: Mauk 52-30-3, 334 yards, 4 TDs

Receiving

USM: Fletcher 7-50; Nelson 3-18, 1 TD; Magee 2-15; Johnson 2-13, 1 TD; Morgan 2-8; Harrison 1-18; Baptiste 1-0

UC: Goodman 7-95, 2 TDs; Barwin 7-86; Giddens 7-64, 1 TD; Jackson 3-46, 1 TD; Howard 2-24; Barnett 2-17; Moore 1-3; Benton 1-(-1)

Tackles

USM: Henderson 8-0-8, 1 Sack, 2 TFL; McRath 6-2-8, 2 TFL; Sumrall 7-0-7, 1 INT, 1 PBU.

UC: Bryd 8-1-9, 2 Sacks, 3 TFL; Nakamura 7-2-9, 1 TFL; Williams 7-0-7

2008 New Orleans Bowl Southern Miss 30, Troy 27 (OT)

NEW ORLEANS - Michael McGee blocked Sam Glusman's 28-yard overtime field goal attempt, giving Southern Miss a come-from-behind 30-27 victory.

Britt Barefoot managed to push a 39-yard attempt off the left upright and through for a three-point USM lead in the opening of overtime.

On Troy's ensuing drive, Glusman lined up at the left hashmark for a 28-yard attempt, but his try was smothered at the line by McGee.

Austin Davis threw for 276 yards and two touchdowns on 20-of-34 passes for USM, who ended the season by winning their final five games.

Gerald Baptiste and Johnathan Massey posted TD receptions and Damion Fletcher gained 78 yards on 14 carries with a TD for Southern Miss, which dealt with the loss of wideout DeAndre Brown with a serious leg injury in the first quarter.

Behind 27-17 deficit with 9 1/2 minutes left, the Eagle defense stopped Troy on a 4th-and-1 from their 39, and five plays later Davis found Massey wide open for a 35-yard touchdown and with the extra point were within three.

The Trojans went three-and-out on the next drive, and Fletcher's 22-yard dash helped set up Barefoot's 46-yard attempt with 2:50 to play.

The Trojans took an early advantage less than a minute into the contest, as Jorrick Calvin picked up a Davis fumble and rolled 17 yards into the end zone.

Davis then took to the air to tie the game on the next series, finding Baptiste for a 64-yard pass only 48 seconds later.



Bowl History

Scoring Summary

	1	2	3	4	OT	Final
Southern Miss	7	10	0	10	3	30
Troy	14	3	10	0	0	27

- 1st** TU - Calvin 17 fumble recovery (Glusman kick), 14:10
 USM - Baptiste 64 pass from Davis (Barefoot kick), 13:22
 TU - Burton 4 pass from Brown (Glusman kick), 2:58
- 2nd** USM - Fletcher 8 run (Barefoot kick), 14:25
 TU - Glusman 20 yd field goal, 3:03
 USM - Barefoot 38 yd field goal, 0:00
- 3rd** TU - Glusman 34 yd field goal, 4:34
 TU - Jernigan 6 run (Glusman kick), 2:01
- 4th** USM - Massey 35 pass from Davis (Barefoot kick), 7:20
 USM - Barefoot 46 yd field goal, 2:50 OT
 USM - Barefoot 39 yd field goal

	USM	Troy
First Downs	20	21
Rushing Att.-Yds.	37-146	35-73
Passing Yards	276	255
Passes Att-Comp-Int	34-20-0	44-26-0
Offensive Plays	71	79
Total Offense	422	328
Return yards	101	196
Punts-Avg.	4-34.0	3-47.0
Fumbles-Lost	1-1	2-1
Penalties-Yards	7-75	3-28
Third-Down Conversions	6 of 15	10 of 18
Possession Time	29:35	30:25

Rushing

USM: Fletcher 14-78, 1 TD; Davis 18-37; Harrison 5-31.
Troy: Harris 19-52; Moreland 4-28; Jernigan 6-22, 1 TD; Burton 1(-2); Brown 5(-27)

Passing

USM: Davis 20-34-0-276, 1 TD
Troy: Brown 26-43-0-255, 1 TD; Jernigan 0-1-0-0

Receiving

USM: Baptiste 5-88, 1 TD; Morris 4-61; Parham 3-26; Fletcher 3-23; Nelson 2-16; Massey 1-35, 1 TD; Spight 1-18; Brown 1-9
Troy: Jernigan 9-65; Tate 3-47; Burton 3-30, 1 TD; Harris 3-20; Williams 2-36; Silvoy 1-16; Turner 1-13; Davis 1-10; Marcum 1-8; Bray 1-7; Terry 1-3

Tackles

USM: McRath 9-2-11; Abanikanda 8-3-11; Smith 6-0-6
Troy: Lee 7-6-13; Calvin 7-1-8; Martin 3-4-7

2009 New Orleans Bowl Middle Tennessee 42, Southern Miss 32

NEW ORLEANS (AP) - Dwight Dasher ran for 201 yards and two touchdowns and threw two scoring passes to lead Middle Tennessee to a 42-32 victory. Dasher completed 15 of 25 for 162 yards and ran 26 times.

Damion Fletcher ran for 78 yards for the Golden Eagles and became the ninth player in major college football to reach 1,000 in all four seasons. He did it despite a hamstring injury that caused him to sit out one game this season.

Martevious Young completed 18 of 34 for 271 yards and three touchdowns for USM.

Southern Miss started strong, scoring on their first possession as Tory Harrison rushed for a 2-yard touchdown. On their second possession the Golden Eagles stretched their lead to 14-0 on a 24-yard reception by DeAndre Brown.

The Blue Raiders pulled even in the second quarter on an 11-yard

reception by Garrett Anders, and--after Alex Suber intercepted Young on the Southern Miss 12--a 9-yard TD catch by Shane Blissard.

Southern Miss held a 17-14 edge at halftime thanks to Danny Hrapmann's 20-yard field goal as time expired.

Dasher opened the third quarter with a 35-yard touchdown run. When Dasher left briefly with an ankle injury, Brent Burnette capped 76-yard scoring drive with a 23-yard TD pass to Chris McClover.

Hrapmann hit a 38-yard field goal to cut the Blue Raiders lead to 28-20 at the end of three quarters.

Southern Miss had a chance to tie it early in the fourth, making it 28-26 on Brown's 7-yard TD reception, but the 2-point conversion failed.

Benjamin Cunningham and Dasher ran for touchdowns to make it 42-26 for Middle Tennessee.

Scoring Summary

	1	2	3	4	Final
Southern Miss	14	3	3	12	32
Middle Tennessee	0	14	14	14	42

- 1st** USM - Harrison 2 run (rush failed), 10:42
 USM - Brown 24 pass from Young (Brown pass from Young), 6:35
- 2nd** MT - Andrews 11 pass from Dasher (Gendreau kick), 13:25
 MT - Blissard 9 pass from Dasher (Gendreau kick), 4:41
 USM - Hrapmann 20 field goal, 0:00
- 3rd** MT - Dasher 35 run (Gendreau kick), 10:12
 USM - Hrapmann 38 field goal, 7:36
 MT - McClover 23 pass from Burnette (Gendreau kick), 0:00
- 4th** USM - Brown 7 pass from Young (pass failed), 6:52
 MT - Cunningham 2 run (Gendreau kick), 3:14
 MT - Dasher 1 run (Gendreau kick), 1:13
 USM - Parham 33 pass from Young (pass failed), 0:27

	USM	MT
First Downs	20	23
Rushing Att.-Yds.	37-123	44-243
Passing Yards	271	207
Passes Att-Comp-Int	34-18-2	28-17-0
Offensive Plays	71	72
Total Offense	394	450
Return yards	126	88
Punts-Avg.	5-37.8	4-35.2
Fumbles-Lost	0-0	2-1
Penalties-Yards	10-75	6-63
Third-Down Conversions	10 of 18	9 of 15
Possession Time	31:41	28:19

Rushing

USM: Fletcher 17-78; Young 9-24; Harrison 10-21; Lampley 1-0.
MT: Dasher 26-201, 2 TD; Kyles 12-35; Cunningham 5-11, 1 TD; Team 1(-4)

Passing

USM: Young 34-18-2, 271 yards, 2 TDs
MT: Dasher 25-15-0, 162 yards, 2 TDs; Burnette 3-2-0-45, 1 TD

Receiving

USM: Baptiste 4-117; Brown 4-65, 2 TD; Fletcher 4(-2); Parham 3-62, 1 TD; Banks 2-13; Lampley 1-16
MT: McClover 4-55, 1 TD; Andrews 4-51, 1 TD; Blissard 3-10, 1 TD; Gee 2-45; McDonald 2-15; Caldwell 1-22; Honeycutt 1-9

Tackles

USM: Williams 6-3-9, 1 Sack, 2 TFL; Smith 6-1-7; Thornton 5-2-7, 1 FF, 1 TFL; Law 5-2-7, 1 TFL
MT: Robinson 6-3-9; Brown 5-3-8; Kellem 3-4-7, 1 TFL; Carmichael 3-4-7, 1 INT



Bowl History

2010 St. Petersburg Bowl Louisville 31, Southern Miss 28

ST. PETERSBURG, Fla. (AP) - Justin Burke threw for a pair touchdowns and Jeremy Wright scored on a 95-yard kickoff return to help Louisville beat former Conference USA rival Southern Mississippi 31-28 in the Beef 'O' Brady's St. Petersburg Bowl.

Burke tossed scoring passes of 11 yards to Cameron Graham and 10 yards to Josh Chichester while the Cardinals (7-6) erased a 14-point first-half deficit, then produced a go-ahead field goal in the fourth quarter.

Austin Davis threw 205 yards and two touchdowns to become Southern Mississippi's career TD pass leader, moving ahead of Brett Favre and Lee Roberts in the Golden Eagles record book with 53 in three seasons.

The Southern Miss quarterback also scored on a 17-yard reception from receiver Quentin Pierce.

Wright's long kickoff return made it 28-all early in the fourth quarter. Chris Philpott's 36-yard field goal gave the Cardinals their first lead with 6:30 remaining.

Davis completed 19 of 32 passes, including TD throws of 32 yards to Pierce and 8 yards to Zeke Walters for the Golden Eagles (8-5).

Scoring Summary

	1	2	3	4	Final
Southern Miss	14	7	0	7	28
Louisville	0	21	0	10	31

1st USM - Pierce 28 pass from Davis (Hrapmann kick), 12:06
USM - D.Johnson 62 run (Hrapmann kick), 10:12

2nd LOU - Graham 11 pass from Burke (Philpott kick), 11:21
USM - Davis 17 pass from Pierce (Hrapmann kick), 9:15
LOU - Chichester 10 pass from Burke (Philpott kick), 4:24
LOU - Powell 6 run (Philpott kick), 1:18

4th USM - Walters 8 pass from Davis (Hrapmann kick), 14:55
LOU - Wright 95 kickoff return (Philpott kick), 14:40
LOU - Philpott 36 field goal, 6:30

	USM	LOU
First Downs	24	15
Rushes-Yards	40-170	29-109
Passing Yards	226	178
Passes Att-Comp-Int	34-21-0	32-20-0
Offensive Yards	396	287
Fumble Returns-Yards	0-0	0-0
Punt Returns-Yards	1-9	1-14
Kickoff Returns-Yards	4-74	4-158
Interception Returns-Yards	0-0	0-0
Punts (Number-Avg)	6-38.5	7-38.9
Fumbles-Lost	2-1	1-1
Penalties-Yards	6-45	9-54
Possession Time	28:48	31:12
Third-Down Conversions	5 of 16	7 of 15
Fourth-Down Conversions	1 of 2	0 of 0
Red-Zone Scores-Chances	2-3	4-5
Sacks By: Number-Yards	1-1	1-8

Rushing

USM: D. Johnson 10-102, 1 TD; Hardy 12-48; Lampley 3-35; Davis 13-16.

LOU: Powell 18-75, 1 TD; Wright 5-31, Burke 4-21

Passing

USM: Davis 19-32-0-205 yards, 2 TDs; Boehme 1-1-0-4 yards; Pierce 1-1-0-17 yards, 1 TD

LOU: Burke 20-32-0-178 yards, 2 TDs

Receiving

USM: Bolden 5-55; Pierce 4-54, 1 TD; Brown 4-41; Morris 4-21;

Hardy 1-19; Davis 1-17, 1 TD; Sullivan 1-11; Walters 1-8, 1 TD.
LOU: Beaumont 7-57; Graham 3-31, 1 TD; Chichester 3-27, 1 TD; Bellamy 2-29; Smith 2-16; Powell 2-10; Donnell 1-8.

Tackles

USM: Williams 9-3-12; Collins 4-1-5; Henderson 4-1-5.

LOU: Heath 9-2-11; Holton 7-2-9; Smith 6-2-8

2011 Hawai'i Bowl Southern Miss 24, Nevada 17

HONOLULU (AP) - Austin Davis threw two touchdowns, including a 4-yarder late in the game, and No. 22 Southern Miss earned a school-record 12th victory by holding off Nevada 24-17 in the Sheraton Hawai'i Bowl.

On the winning drive, Davis was 3-of-4 for 66 yards, including a 43-yard completion to Dominique Sullivan down the right sideline and a 19-yarder to a crossing William Spight. Sullivan had five catches for 75 yards.

With Davis held in check, the Golden Eagles relied on their defense, stopping Lampford Mark on fourth-and-1 at midfield with 3:56 left. Mark had 183 yards rushing for the Wolf Pack but was held to just 21 yards in the second half after scoring twice in the second quarter.

Nevada tied the game 17-17 late in the third quarter on a 37-yard field goal by Allen Hardison, taking advantage of a miscue by Southern Miss. Lampley waved for a fair catch on a punt and was run into by teammate Alex Smith. The ball bounced off Lampley's left leg and Nevada's Brandon Marshall recovered on the Southern Miss 14, leading to the field goal.

Just as Nevada seemed to take control of the game, Southern Miss scored 10 points in the final 1 1/2 minutes of the first half to take a 17-14 lead into the break.

Danny Hrapmann kicked a 48-yard field goal by Hrapmann with 1:21 left in the half. to cut the gap to 14-10.

On the ensuing kickoff, Wooten fumbled and Southern Miss's Emmanuel Johnson recovered at the Nevada 24. Seven plays later, Davis threw a 2-yard pass to Lampley in the back of the end zone for the go-ahead score.

With both teams struggling to get going, special teams got the Golden Eagles on the scoreboard from a blocked punt by Tim Green early in the second quarter.

Green burst through the middle and leaped in the air, getting his hand on the ball as he flipped over a blocker. Tray Becton-Martin then dropped on the ball in the end zone, giving the Golden Eagles a 7-0 lead. Tray Becton-Martin was the 25th different player to score for the Golden Eagles this year, which led the nation.

Cordarro Law was named the USM Most Valuable Player by registering seven tackles, including a pair of sacks for 12 yards and 4.5 tackles for loss for 15.

Scoring Summary

	1	2	3	4	Final
Nevada	0	14	3	0	17
Southern Miss	0	17	0	7	24

2nd USM - Becton-Martin 0 blocked punt return (Hrapmann kick), 14:06

UNR - Mark 5 run (Hardison kick), 7:45

UNR - Mark 45 run (Hardison kick), 4:54

USM - Hrapmann 48 field goal, 1:21

USM - Lampley 2 pass from Davis (Hrapmann kick), 0:12

3rd UNR - Hardison 37 field goal, 2:44

4th USM - Bolden 4 pass from Davis (Hrapmann kick), 5:48

	UNR	USM
First Downs	15	19
Rushing Att.-Yds.	45-196	40-171
Passing Yards	117	165
Passes Att-Comp-Int	28-13-1	42-18-0



Bowl History

Offensive Plays	73	82
Total Offense	313	336
Return yards	90	135
Punts-Avg.	9-39.0	8-43.8
Fumbles-Lost	1-1	2-2
Penalties-Yards	5-33	8-35
Third-Down Conversions	2 of 17	5 of 20
Possession Time	31:50	28:10

Rushing

UNR: Mark 29-183, 2 TD; Fajardo 9-14; Jefferson; 1-6; Lantrip 4-(-1); Team 1-(-2); Session 1-(-4)

USM: D. Johnson 16-77; Woodyard 3-49; Hrapmann 1-29; Davis 9-20; Lampley 7-13; Team 3-(-6); Bolden 1-(-11)

Passing

UNR: Fajardo 19-8-1, 60 yards; Lantrip 9-5-0, 57 yards

USM: Davis 41-18-0, 165 yards, 2 TDs; Pierce 1-0-0, 0 yards

Receiving

UNR: Bradley 7-64; Session 2-39; Hale 2-16; Jefferson 1-0; Mark 1-(-2)

USM: Sullivan 5-75; Lampley 4-25, 1 TD; Bolden 3-24, 1 TD;

D. Johnson 2-5; Spight 1-19; Triplett 1-11; Briggs 1-5; Llanos 1-1

Tackles

UNR: J.M. Johnson 11-2-13, 1 Sack, 2.0 TFL; Wooten 8-0-8, FF; Frey 7-0-7

USM: Law 6-1-7, 2 Sacks, 4.5 TFL; Cotton 5-2-7, INT; R. Thornton 5-2-7

Smith's 1-yard touchdown plunge through the middle followed a 36-yard catch by Thomas along the left sideline just short of the pylon.

That 80-yard drive was kept alive by punter Tyler Sarrazin's 22-yard pass to Curtis Mikell on fourth-and-5 at the Golden Eagles 25. In Southern Miss' win at Rice in mid-November, Sarrazin threw for a touchdown off a fake field-goal attempt.

Scoring Summary

	1	2	3	4	Final
Washington	14	7	10	13	44
Southern Miss	7	10	7	7	31

1st UW - Gaskin 2 run (Van Winkle kick), 5:16
USM - Thomas 56 pass from Mullens (Brauchle kick), 3:33
UW - Gaskin 1 run (Van Winkle kick), 0:56

2nd USM - Brauchle 22 field goal, 10:56
UW - Mickens 29 run (Van Winkle kick), 9:02
USM - I. Smith 1 run (Brauchle kick), 1:15

3rd UW - Van Winkle 24 field goal, 8:23
USM - I. Smith 2 run (Brauchle kick), 2:47
UW - Gaskin 86 run (Van Winkle kick), 2:26

4th UW - Van Winkle 21 field goal, 14:15
UW - Gaskin 13 run (Van Winkle kick), 7:53
USM - Thomas 27 pass from Mullens (Brauchle kick), 5:22
UW - Van Winkle 23 field goal, 0:13

	UW	USM
First Downs	27	22
Rushing Att.-Yds.	44-296	30-22
Passing Yards	284	353
Passes Att-Comp-Int	34-23-0	39-26-0
Offensive Plays	78	69
Total Offense	580	375
Return yards	94	113
Punts-Avg.	2-56.0	6-37.7
Fumbles-Lost	3-1	1-0
Penalties-Yards	5-50	4-45
Third-Down Conversions	7 of 13	6 of 15
Possession Time	34:25	25:35

Rushing

UW: Gaskin 26-181, 4 TDs; Coleman 6-39; Mickens 1-29, TD; Browning 5-28; McClatcher 4-26; Cooper 1-2; Team 1-(-9)

USM: I. Smith 16-40, 2 TDs; Hayes 7-9; Team 1-(-2); Mullens 6-(-24); Price 0-(-1)

Passing

UW: Browning 34-23-0, 284 yards.

USM: Mullens 38-25-0, 331 yards, 2 TDs; Sarrazin 1-1-0, 22 yards

Receiving

UW: Mickens 8-95; Hall 4-44; Perkins 3-69; Pettis 2-30; Dotson 2-19; Daniels 1-9; Griffin 1-9; McClatcher 1-6; Gaskin 1-3

USM: Thomas 9-190, 2 TDs; Martin 6-70; I. Smith 5-22; Thompson 3-36; Mikell 1-22; Parks 1-7; Davis 1-6

Tackles

UW: Clay 7-1-8; Baker 7-0-7, PBU; Victor 4-3-7, 1 Sack, 1.5 TFL, 1 FF; Bierra 3-4-7

USM: Antoine 8-2-10, PBU; Reed 9-0-9, 1 FF, 1 FR; Mikell 6-2-8

2015 Heart of Dallas Bowl Washington 44, Southern Miss 31

DALLAS (AP) - Myles Gaskin broke a third-quarter tie with an 86-yard run and finished with a season-high 181 yards and four touchdowns to help Washington beat Southern Mississippi 44-31 in the Heart of Dallas Bowl.

The Huskies won their last two regular-season games by a combined 97-17 over Oregon State and Washington State to become bowl eligible and then delivered Chris Petersen's first postseason victory in his two seasons at Washington.

Gaskin's other scores came on 2- and 1-yard runs in the first quarter and a 13-yarder in the fourth. On the 86-yarder, the freshman took a handoff inside, broke to the left sideline and shook off one final defender at the Southern Miss 35.

Gaskin, the game's most valuable player, gained 170 yards in the second half on 17 carries after being held to 11 yards on nine rushes in the first half. His previous high was 155 yards against Oregon.

The Golden Eagles were seeking their first win over a Power 5 conference team since 2011.

They played without rushing leader Jalen Richard. A Southern Miss official said Richard, one of two Golden Eagles with 1,000 yards rushing this season, was held because of an injury.

Nick Mullens threw touchdowns passes of 56 and 27 yards by Michael Thomas for the Eagles, and Ito Smith added 1- and 2-yard scoring runs.

The Golden Eagles averaged 519.8 yards during the regular season, including their 45-28 loss to Western Kentucky in the Conference USA championship game. On Saturday, they gained 375. They were held to 22 net rushing yards with Smith, who gained 1,088 during the season, leading the way with 40.

Gaskin's 86-yard run was the sixth-longest in school history. It came on Washington's first play from scrimmage after Southern Miss recovered a fumble near midfield to set up Smith's second touchdown run that tied it at 24.

Thomas set a Southern Miss record with 14 touchdown catches this season.

Receiver Jaydon Mickens scored Washington's other touchdown on a 29-yard run in the second quarter. Mickens took a handoff on what appeared to be an end around following a fake inside, then cut inside and was virtually untouched. The five-play, 65-yard drive included a 20-yard pass to Mickens that was upheld after a challenge from Southern Miss.



Bowl History

2016 New Orleans Bowl Southern Miss 28, Louisiana-Lafayette 21

DALLAS (AP) - Allenzae Staggers set records for receptions and receiving yards as Southern Miss outlasted Louisiana-Lafayette 28-21 in the 16th annual R+L Carriers New Orleans Bowl at the Mercedes-Benz Superdome.

Staggers, who was named Southern Miss' Most Valuable Player, caught a career-high 11 passes for 230 yards and a touchdown before the fourth-largest crowd (35,601) in the bowl's history.

Staggers became the only Golden Eagle to ever log two, 200-yard receiving games, having a six-catch, school-record, 292-yard effort against Rice on Oct. 1.

Running back Ito Smith rushed for 138 yards and two touchdowns and caught a pass for a third, as the Golden Eagles won in the postseason for the first time since 2011.

Smith gained 105 yards and scored on a 1-yard run on 19 carries over the final two quarters as the Golden Eagles scored on a pair of lengthy, drives that ground off a third of the second half clock.

The Cajuns struggled to find any offensive consistency against the Golden Eagles. Two of UL-Lafayette's three touchdowns came on drives of 29 yards and 19 yards after USM turnovers.

All told, Louisiana-Lafayette managed just 252 total yards, including 95 yards passing.

The Cajuns came up short at the beginning of the game as well, as senior quarterback Nick Mullens and Staggers hooked up on long passes to set up Southern Miss' first two scores.

The two combined on a 55-yard pass down to the Ragin' Cajuns' 12-yard line on the Golden Eagles' first offensive snap. The strike set up Smith's bronco-ride-of-an-11-yard run for a 7-0 Southern Miss lead with 9:39 left in the first quarter.

After forcing a three-and-out, Mullens hit Staggers with a quick slant that turned into a 66-yard gain down to UL-Lafayette's 9-yard line. Two plays later, Mullens found Smith on a 6-yard touchdown pass for a 14-0 lead with 7:17 left in the quarter.

UL-Lafayette responded with a nine-play, 66-yard drive, capped by quarterback Anthony Jennings' 4-yard run with 3:15 left in the first period, to pull within 14-7, and momentum continued to shift UL-Lafayette's way through the first half of the second quarter.

Parker Shaunfield, in his first action since being sidelined in late October with a pulled thigh muscle, missed a 38-yard field, and on Southern Miss' next possession, Mullens was sacked and stripped of the ball by UL-Lafayette linebacker Tre'maine Lightfoot.

Peters recovered and returned the ball 15 yards to USM's 29-yard line. Two plays later, backup quarterback Dion Ray took a direct snap and weaved his way 12 yards to tie the game 14-14 with 7:28 left in the second quarter.

The Golden Eagles drove 75 yards in 11 plays to take a 21-14 lead in the third quarter with Mullens finding Staggers in the back of the end zone off play-action.

Mullens completed 25 of 40 passes for 346 yards and two touchdowns with an interception in his final game in a Golden Eagle uniform.

Smith's 1-yard run capped a 14-play, 83-yard drive that straddled the third and fourth quarters and put Southern Miss up by two scores with 12:26 to play in the game.

But Travis Crawford's 53-yard interception return set up the Cajuns at Southern Miss' 19-yard line and Jennings scored his second touchdown on a 3-yard run as UL-Lafayette pulled within 28-21 with 5:10 to play.

The Cajuns got the ball back at their 18-yard line with 2:02 to play. But after a pair of first downs brought them to midfield, a sack by defensive linemen Dylan Bradley and Xavier Thigpen led to incompletions on third and fourth downs as the Golden Eagles' locked down the victory.

Scoring Summary

	1	2	3	4	Final
Southern Miss	14	0	7	7	28
Louisiana-Lafayette	7	7	0	7	21

- 1st** USM - Smith 11 run (Shaunfield kick), 9:39
USM - Smith 6 pass from Mullens (Shaunfield kick), 7:17
UL - Jennings 4 run (Artigue kick), 3:15
- 2nd** UL - Ray 12 run (Artigue kick), 7:28
- 3rd** USM - Staggers 5 pass from Mullens (Shaunfield kick), 10:42
- 4th** USM - Smith 1 run (Shaunfield kick), 12:26
UL - Jennings 3 run (Artigue kick), 5:10

	USM	UL
First Downs	22	21
Rushing Att.-Yds.	32-135	47-157
Passing Yards	346	95
Passes Att-Comp-Int	42-25-1	22-8-1
Offensive Plays	74	69
Total Offense	481	252
Return yards	23	147
Punts-Avg.	4-42.8	6-41.7
Fumbles-Lost	2-1	0-0
Penalties-Yards	13-131	6-57
Third-Down Conversions	7 of 14	3 of 12
Possession Time	30:34	29:26

Rushing

USM: Smith 26-138, 2 TDs; Payne 2-13; Parks 1-1; Team 1-(-1); Mullens 2-(-16)
UL: McGuire 17-99; Jennings 20-19, 2 TDs; Wright 2-17; Ray 4-11, TD; Riles 207; Davis 1-4; Hoggins 1-0.

Passing

USM: Mullens 40-25-1, 346 yards, 2 TDs; Staggers 0-1-0, 0 yards; Team 0-1-0, 0 yards

UL: Jennings 20-8-1, 95 yards; Riles 0-1-0, 0 yards; Ray 0-1-0, 0 yards

Receiving

USM: Staggers 11-230, 1 TD; Robertsin 5-49; Thompson 4-40; Whitehead 2-15; Smith 1-6, TD; Holmes 1-6; Allen 1-0

UL: Riles 5-64; Barnes 1-12; Braley 1=12' McGuire 1-7

Tackles

USM: Poole 7-2-9, 3 SACK; Nelson, Jr. 5-1-6; Foster 5-1-6

UL: Goodlett 4-3-7, PBU; Mitchell 5-1-6, 1 TFL; Lightfoot 4-2-6, 1 SACK, 2 TFLs



Bowl Records

Individual

Total Offense

Most Plays: 59, Lee Roberts vs. Idaho, 1998 Humanitarian Bowl
Most Yards: 330, Nick Mullens vs. UL Lafayette, 2016 New Orleans Bowl
TDs Responsible For: 3, five players, most recently by Martevius Young vs. Middle Tennessee, 2009 New Orleans Bowl

Rushing

Most Attempts: 37, Cody Hull vs. Arkansas State, 2005 New Orleans Bowl
Most Yards: 161, Cody Hull vs. Arkansas State, 2005 New Orleans Bowl
Most TDs: 3, Derrick Nix vs. Idaho, 1998 Humanitarian Bowl
Longest Rush: 62 yards, Desmond Johnson vs. Louisville, 2010 St. Petersburg Bowl
Highest Average (Min. 10 carries): 10.2, Desmond Johnson vs. Louisville, 2010 St. Petersburg Bowl

Passing

Most Attempts: 51, Lee Roberts vs. Idaho, 1998 Humanitarian Bowl
Most Completed: 30, Lee Roberts vs. Idaho, 1998 Humanitarian Bowl
Most Yards: 346, Nick Mullens vs. UL Lafayette, 2016 New Orleans Bowl
Most TDs: 3, Martevius Young vs. Middle Tennessee, 2009 New Orleans Bowl; Lee Roberts vs. Pittsburgh, 1997 Liberty Bowl; Jeff Kelly vs. TCU, 2000 GMAC Bowl

Receiving

Most Catches: 12, Sherrod Gideon vs. Idaho, 1998 Humanitarian Bowl
Most Yards: 230, Allenzae Staggers vs. UL Lafayette, 2016 New Orleans Bowl
Most TDs: 3, Sherrod Gideon vs. Pittsburgh, 1997 Liberty Bowl

Punting

Most Punts: 8, Peter Boehme vs. Nevada, 2011 Hawai'i Bowl; Luke Johnson vs. Utah, 2003 Liberty Bowl; Jamie Purser vs. Colorado State, 1999 Liberty Bowl; Bruce Thompson vs. McNeese State, 1980 Independence Bowl
Highest Average: 48.0, Britt Barefoot vs. Ohio, 2007 GMAC Bowl
Most Yards: 366, Luke Johnson vs. Utah, 2003 Liberty Bowl

Punt Returns

Most Returns: 3, by six players; most recently by Tracy Lampley vs. Middle Tennessee, 2009 New Orleans Bowl
Most Yards: 108, James Henry vs. UTEP, 1988 Independence Bowl

Kickoff Returns

Most: 5, by John Eubanks vs. Oklahoma State, 2002 Houston Bowl
Most Yards: 126, by John Eubanks vs. Oklahoma State, 2002 Houston Bowl
Longest: 61, by Jeremy Hester vs. Nevada, 2011 Hawai'i Bowl

Interceptions

Most: 1, 19 times, most recently by Tarvarius Moore vs. UL Lafayette, 2016 New Orleans Bowl
Most Yards: 63, Terrance Parrish vs. Pittsburgh, 1997 Liberty Bowl

Scoring

Most Points: 18, Ito Smith vs. UL Lafayette, 2016 New Orleans Bowl; Derrick Nix vs. Idaho, 1998 Humanitarian Bowl; Sherrod Gideon vs. Pittsburgh, 1997 Liberty Bowl
Most TDs: 3, Ito Smith vs. UL Lafayette, 2016 New Orleans Bowl; Derrick Nix vs. Idaho, 1998 Humanitarian Bowl; Sherrod Gideon vs. Pittsburgh, 1997 Liberty Bowl
Most PAT's Attempted: 6, Tim Hardaway vs. Pittsburgh, 1997 Liberty Bowl
Most Points Kicking: 12, Britt Barefoot vs. Troy, 2008 New Orleans Bowl

Field Goals

Most Attempted: 4, Darren McCaleb vs. North Texas, 2004 New Orleans Bowl; Brant Hanna vs. TCU, 2000 GMAC Bowl
Most Made: 3, twice last by Britt Barefoot vs. Troy, 2008 New Orleans Bowl
Longest: 48, Danny Hrapmann vs. Nevada, 2011 Hawai'i Bowl

Team

Total Offense

Most Yards: 481 vs. UL Lafayette, 2016 New Orleans Bowl
Most Yards, Both Teams: 955 vs. Washington, 2015 Heart of Dallas Bowl

Rushing

Most Yards: 217 vs. Cincinnati, 2007 Papajohns.com Bowl
Most Yards, Both Teams: 443 vs. McNeese State, 1980 Independence Bowl

Passing

Most Attempted: 51 vs. Idaho, 1998 Humanitarian Bowl
Most Completions: 30 vs. Idaho, 1998 Humanitarian Bowl
Most Had Intercepted: 3 vs. Cincinnati, 2007 Papajohns.com Bowl
Most Yards: 346 vs. UL Lafayette, 2016 New Orleans Bowl
Most Yards, Both Teams: 653 vs. Idaho, 1998 Humanitarian Bowl
TDs: 3 vs. Louisville, 2010 St. Petersburg Bowl; Middle Tennessee, 2009 New Orleans Bowl; 3 vs. TCU, 2000 GMAC Bowl; 3 vs. Pittsburgh, 1997 Liberty Bowl

Punting

Most: 9 vs. Colorado State, 1999 Liberty Bowl
Most, Both Teams: 17 vs. Nevada, 2011 Hawai'i Bowl
Highest Average: 46.0, vs. North Texas, 2004 New Orleans Bowl

Punt Returns

Most: 5, vs. North Texas, 2004 New Orleans Bowl
Most Yards: 108 vs. UTEP, 1988 Independence Bowl

Kickoff Returns

Most: 7, vs. Middle Tennessee, 2009 New Orleans Bowl
Most Yards: 126 vs. Oklahoma State, 2002 Houston Bowl

Scoring

Most Points: 41 vs. Pittsburgh, 1997 Liberty Bowl
Most TDs: 6 vs. Pittsburgh, 1997 Liberty Bowl
Most PATs: 5 vs. Pittsburgh, 1997 Liberty Bowl; vs. UTEP, 1988 Independence Bowl
Most Field Goals: 3 twice, most recently vs. Troy, 2008 New Orleans Bowl

First Downs

Most: 25 vs. Arkansas State, 2005 New Orleans Bowl; vs. Idaho, 1998 Humanitarian Bowl
Most, Both teams: 51 vs. Idaho, 1998 Humanitarian Bowl
Most Rushing: 12, twice, last time vs. Cincinnati, 2007 Papajohns.com Bowl
Most Passing: 15 vs. Idaho, 1998 Humanitarian Bowl; vs. North Carolina State, 1990 All-American Bowl

Fumbles

Most Lost: 5 vs. Idaho, 1998 Humanitarian Bowl
Most Lost, Both Teams: 8 vs. Idaho, 1998 Humanitarian Bowl

Team Defense

First Downs

Fewest Allowed: 11 by Texas A&M-Commerce, 1958 Tangerine Bowl

Total Defense

Fewest Yards: 114 by Texas A&M-Commerce, 1958 Tangerine Bowl
Most Yards: 580 by Washington, 2015 Heart of Dallas Bowl

Rushing Defense

Fewest Yards: 40 by Colorado State, 1999 Liberty Bowl
Most Yards: 296 by Washington, 2015 Heart of Dallas Bowl

Pass Defense

Fewest Passes Attempted: 8 by West Texas A&M, 1957 Tangerine Bowl
Fewest Passes Completed: 4 by Texas A&M - Commerce, 1958 Tangerine Bowl; by West Texas A&M, 1957 Tangerine Bowl
Fewest Yards: 42 by West Texas A&M, 1957 Tangerine Bowl
Most Yards: 334 by Cincinnati, 2007 Papajohns.com Bowl
Most Intercepted: 3 vs. Cincinnati, 2007 Papajohns.com Bowl

Penalties

Most: 13 vs. UL Lafayette, 2016 New Orleans Bowl
Most, Both Teams: 24 vs. Utah, 2003 Liberty Bowl
Most Yards: 131 vs. UL Lafayette, 2016 New Orleans Bowl
Most Yards, Both Teams: 188 vs. UL Lafayette, 2016 New Orleans Bowl



Players in the Draft

2016	Mike Thomas	6th	Los Angeles Rams (NFL)	1986	Robert Ducksworth	8th	New York Jets (NFL)	1962	Harold Hays	14th	Dallas Cowboys (NFL)
	Kalan Reed	7th	Tennessee Titans (NFL)	1985	Richard Byrd	2nd	Houston Oilers (NFL)		Harold Hays	26th	Houston Oilers (AFL)
2015	Rakeem Nunez-Roches	6th	Kansas City Chiefs (NFL)	1984	Louis Lipps	1st	Pittsburgh Steelers (NFL)	1961	George Hultz	7th	St. Louis Cardinals (NFL)
2014	Khyri Thornton	3rd	Green Bay Packers (NFL)		Clemon Terrell	8th	New Orleans Saints (NFL)		Val Keckin	11th	Green Bay Packers (NFL)
2013	Jamie Collins	2nd	New England Patriots (NFL)		Glen Howe	9th	Atlanta Falcons (NFL)		Don Fuell	26th	Houston Oilers (AFL)
2012	Lamar Holmes	3rd	Atlanta Falcons (NFL)		Bud Brown	11th	Miami Dolphins (NFL)		George Hultz	30th	Boston Patriots (AFL)
2009	Shawn Nelson	4th	Buffalo Bills (NFL)	1983	Reggie Collier	6th	Dallas Cowboys (NFL)	1960	Charles Ellzey	3rd	Chicago Cardinals (NFL)
	Gerald McRath	4th	Tennessee Titans (NFL)	1982	Sammy Winder	5th	Denver Broncos (NFL)		Hugh McInnis	3rd	Chicago Cardinals (NFL)
2008	Robert Henderson	6th	New York Giants (NFL)		Ricky Floyd	10th	Cleveland Browns (NFL)		Byron Bradfute		Los Angeles Chargers (AFL)
2005	Michael Boley	5th	Atlanta Falcons (NFL)	1981	Hanford Dixon	1st	Cleveland Browns (NFL)		Hugh McInnis		Houston Oilers (AFL)
	Jeremy Parquet	7th	Kansas City Chiefs (NFL)		Marvin Harvey	3rd	Kansas City Chiefs (NFL)	1959	Sam Tuccio	10th	Green Bay Packers (NFL)
2004	Rod Davis	5th	Minnesota Vikings (NFL)		Cliff Lewis	12th	Green Bay Packers (NFL)		Rene Lorio	26th	Baltimore Colts (NFL)
	Greg Brooks	6th	Cincinnati Bengals (NFL)	1978	Amos Fowler	5th	Detroit Lions (NFL)	1958	Richard Johnston	15th	Los Angeles Rams (NFL)
	Etric Pruitt	6th	Atlanta Falcons (NFL)		Eric Smith	6th	Buffalo Bills (NFL)		John Perkins	16th	Pittsburgh Steelers (NFL)
2003	Jeremy Bridges	6th	Philadelphia Eagles (NFL)		Ben Garry	6th	Baltimore Colts (NFL)	1957	Don Owens	3rd	Pittsburgh Steelers (NFL)
2002	Chad Williams	6th	Baltimore Ravens (NFL)	1977	Carl Allen	11th	Cincinnati Bengals (NFL)		Bo Dickinson	6th	Chicago Bears (NFL)
	Jeff Kelly	7th	Seattle Seahawks (NFL)		Barry Caudill	12th	Los Angeles Rams (NFL)		Curry Juneau	21st	Cleveland Browns (NFL)
2001	Cedric Scott	4th	New York Giants (NFL)	1976	Norris Thomas	9th	Miami Dolphins (NFL)	1956	George Herring	16th	San Francisco 49ers (NFL)
	Raymond Walls	5th	Indianapolis Colts (NFL)		Brad Bowman	13th	Green Bay Packers (NFL)		Pat Del Vicario	22nd	Baltimore Colts (NFL)
	Daleroy Stewart	6th	Dallas Cowboys (NFL)	1975	John Sawyer	11th	Houston Oilers (NFL)		Bob Hughes	29th	Philadelphia Eagles (NFL)
	John Nix	7th	Dallas Cowboys (NFL)	1974	Fred Cook	2nd	Baltimore Colts (NFL)	1955	Wes Clark	17th	Baltimore Colts (NFL)
2000	Todd Pinkston	2nd	Philadelphia Eagles (NFL)		Doyle Orange	6th	Atlanta Falcons (NFL)		Carl Bolt	20th	Green Bay Packers (NFL)
	T.J. Slaughter	3rd	Jacksonville Jaguars (NFL)		Eugene Bird	11th	New York Jets (NFL)	1954	Hugh Laurin Pepper	6th	Pittsburgh Steelers (NFL)
	Sherrad Gideon	6th	New Orleans Saints (NFL)		Harvey McGee	11th	Dallas Cowboys (NFL)		P.W. Underwood	28th	Chicago Bears (NFL)
	Adalius Thomas	6th	Baltimore Ravens (NFL)		Mike Dennerly	13th	Oakland Raiders (NFL)	1953	Bucky McElroy	7th	Chicago Bears (NFL)
1998	Patrick Surtain	2nd	Miami Dolphins (NFL)	1973	Ray Guy	1st	Oakland Raiders (NFL)		Howard Lehman	19th	New York Giants (NFL)
	Terry Hardy	5th	Arizona Cardinals (NFL)	1969	Tommy Boutwell	13th	Cleveland Browns (NFL)		Hugh Laurin Pepper	28th	Detroit Lions (NFL)
	Jamaal Alexander	6th	Detroit Lions (NFL)		Hank Autry	17th	Houston Oilers (NFL)	1952	Bucky McElroy	26th	Chicago Bears (NFL)
	Harold Shaw	6th	New England Patriots (NFL)	1968	Tom Roussel	2nd	Washington Redskins (NFL)		Scrappy Hart	28th	Los Angeles Rams (NFL)
1994	Perry Carter	4th	Arizona Cardinals (NFL)		Bobby Webb	6th	Los Angeles Rams (NFL)		Jack Fulkerson	30th	Green Bay Packers (NFL)
1992	Tony Smith	1st	Atlanta Falcons (NFL)	1967	Billy Devrow	8th	Cleveland Browns (NFL)	1951	Bubba Phillips	19th	San Francisco 49ers (NFL)
	Derrick Hoskins	5th	Los Angeles Raiders (NFL)	1966	Ken Avery	2nd	Boston Patriots (AFL)		Cliff Coggin	7th	Los Angeles Rams (NFL)
	Tim Roberts	5th	Houston Oilers (NFL)		John Magnum	5th	Boston Patriots (AFL)	1949	Al Sanders	11th	Pittsburgh Steelers (NFL)
1991	Brett Favre	2nd	Atlanta Falcons (NFL)		Doug Satcher	9th	Boston Patriots (AFL)		Joe Morgan	16th	Los Angeles Rams (NFL)
	Michael Jackson	6th	Cleveland Browns (NFL)		Ken Avery	12th	New York Giants (NFL)		Al Sanders	18th	Baltimore Colts (AFC)
	Simmie Carter	7th	New York Giants (NFL)	1964	Charlie Parker	13th	Denver Broncos (AFL)		Bubba Phillips	18th	Chicago Hornets (AAFC)
1990	Eugene Rowell	9th	Cleveland Browns (NFL)		Charlie Parker	13th	Baltimore Colts (NFL)	1948	Jay Smith	3rd	Chicago Cardinals (NFL)
	Reginald Warnsley	11th	Detroit Lions (NFL)		Tommy Walters	16th	Washington Redskins (NFL)		Jay Smith	6th	Brooklyn (AAFC)
1989	James Henry	4th	Seattle Seahawks (NFL)		John Sklopan	8th	Kansas City Chiefs (AFL)		Mike Katrishen	8th	Washington (NFL)
1988	John Baylor	5th	Indianapolis Colts (NFL)		Jerrel Wilson	11th	Kansas City Chiefs (AFL)		Bob Dement	13th	Los Angeles Rams (NFL)
					John Sklopan	12th	Minnesota Vikings (NFL)	1947	Dick Thomas	23rd	New York Giants (NFL)
					Jerrel Wilson	17th	Los Angeles Rams (NFL)	1942	Joe Stringfellow	12th	Detroit Lions (NFL)
					Bill Freeman	18th	Dallas Texas (AFL)				



Players in the Pros

Alexander, Jamaal (1994-97)

St. Louis Rams (NFL) 1998

Alexander, Vincent (1983-86)

New Orleans Saints (NFL) 1987

Allen, Carl (1974-75)

St. Louis Cardinals (NFL) 1977-82
 Chicago Blitz (USFL) 1983
 Arizona Wranglers (USFL) 1984
 Arizona Outlaws (USFL) 1985

Allen, Moochie (1979-82)

Birmingham Stallions (USFL) 1983

Alston, Lyneal (1983-86)

Pittsburgh Steelers (NFL) 1987

Autry, Hank (1966-68)

Houston Oilers (NFL) 1969-70

Avery, Ken (1964-66)

New York Giants (NFL) 1967-68
 Cincinnati Bengals (NFL) 1969-74
 Kansas City Chiefs (NFL) 1975

Bailey, C.J. (2007-10)

Edmonton Eskimos (CFL) 2011

Barnes, Leo (1997-2000)

Frankfurt Galaxy (NFL-EUROPE) 2002

Baylis, Jerald (1980-83)

New Orleans Breakers (USFL) 1984
 Portland Breakers (USFL) 1985
 Toronto Argonauts (CFL) 1986-89
 British Columbia Lions (CFL) 1991
 Saskatchewan Roughriders (CFL) 1992-93
 Baltimore Stallions (CFL) 1994-95

Baylor, John (1984-87)

Indianapolis Colts (NFL) 1989-93

Boley, Michael (2001-04)

Atlanta Falcons (NFL) 2005-08
 New York Giants (NFL) 2009-12
 Cincinnati Bengals (NFL) 2013

Boutwell, Tommy (1967-68)

Miami Dolphins (NFL) 1969

Bradfute, Byron (1959)

Dallas Cowboys (NFL) 1960-61

Bridges, Jeremy (1999-2002)

Philadelphia Eagles (NFL) 2003
 Arizona Cardinals (NFL) 2004-05
 Carolina Panthers (NFL) 2006-08, 2012
 Arizona Cardinals (NFL) 2009-11

Brock, Fred (1992-95)

Arizona Cardinals (NFL) 1996-98

Brooks, Greg (2000-03)

Cincinnati Bengals (NFL) 2004-06

Broussard, Steve (1970-71)

Green Bay Packers (NFL) 1975

Brown, Bud (1980-83)

Miami Dolphins (NFL) 1984-88

Brown, Jim (1979-83)

Birmingham Stallions (USFL) 1984-85

Brown, Robert (1994-97)

Edmonton Eskimos (CFL) 1998-2001, 2006-07
 Montreal Alouettes (CFL) 2002-05

Brumfield, Jackson (1951-53)

San Francisco 49ers (NFL) 1954

Bryant, Tim (1983)

Minnesota Vikings (NFL) 1987

Byrd, Richard (1981-84)

Houston Oilers (NFL) 1985-89

Carter, Perry (1990-93)

Kansas City Chiefs (NFL) 1994-95
 Oakland Raiders (NFL) 1996-98
 Edmonton Eskimos (CFL) 2000-01
 Montreal Alouettes (CFL) 2002

Carter, Simmie (1987-90)

Birmingham Fire (WLAFL) 1992

Cash, Antoine (2001-04)

Atlanta Falcons (NFL) 2005
 Tampa Bay Buccaneers (NFL) 2006

Clark, Chris (2004-07)

Denver Broncos (NFL) 2010-14
 Houston Texas (NFL) 2015-16

Coleman, Sidney (1984-87)

Tampa Bay Buccaneers (NFL) 1988-90
 Phoenix Cardinals (NFL) 1991

Coley, Kevis (2002-05)

Jacksonville Jaguars (NFL) 2006
 Houston Texans (NFL) 2008

Collier, Reggie (1979-82)

Birmingham Stallions (USFL) 1983
 Washington Federals (USFL) 1984
 Orlando Renegades (USFL) 1985
 Dallas Cowboys (NFL) 1986
 Pittsburgh Steelers (NFL) 1987

Collins, Jamie (2009-12)

New England Patriots (NFL) 2013-16
 Cleveland Browns (NFL) 2016

Cook, Fred (1971-73)

Baltimore Colts (NFL) 1974-80

Davis, Austin (2008-11)

St. Louis Rams (NFL) 2012-14
 Cleveland Browns (NFL) 2015
 Denver Broncos (NFL) 2016

Davis, Rod (2000-03)

Minnesota Vikings (NFL) 2004-06
 Carolina Panthers (NFL) 2006
 Edmonton Eskimos (CFL) 2009-11
 Montreal Alouettes (CFL) 2012

Dennery, Mike (1971-73)

Oakland Raiders (NFL) 1974-75
 Miami Dolphins (NFL) 1976

Devrow, Billy (1964-66)

Cleveland Browns (NFL) 1967

Dickinson, Bo (1956-57)

Kansas City Chiefs (NFL) 1960-61
 Denver Broncos (NFL) 1962-63
 Houston Oilers (NFL) 1963
 Oakland Raiders (NFL) 1964

Dixon, Hanford (1977-80)

Cleveland Browns (NFL) 1981-89

Dotson, Demar (2008)

Tampa Bay Buccaneers (NFL) 2009-16

Duggins, Brent (1993-94)

Indianapolis Colts (NFL) 1995

Ellzey, Charles (1957-59)

St. Louis Cardinals (NFL) 1960-61

Eubanks, John (2002-05)

Washington Redskins (NFL) 2006-07
 Calgary Stampeders (CFL) 2009
 Saskatchewan Roughriders (CFL) 2011

Favre, Brett (1987-90)

Atlanta Falcons (NFL) 1991
 Green Bay Packers (NFL) 1992-2007
 New York Jets (NFL) 2008
 Minnesota Vikings (NFL) 2009-10

Fowler, Amos (1975-77)

Detroit Lions (NFL) 1978-79



Players in the Pros

Fuell, Don (1959-61)

Toronto Argonauts (CFL) 1963-64
 Montreal Alouettes (CFL) 1965

Garry, Ben (1974-77)

Baltimore Colts (NFL) 1979-80

Gideon, Sherrod (1996-99)

Miami Dolphins (NFL) 2000
 St. Louis Rams (NFL) 2001
 Ottawa Renegades (CFL) 2003-04

Guy, Ray (1970-72)

Oakland Raiders (NFL) 1973-86

Hamilton, Bobby (1990-93)

Seattle Seahawks (NFL) 1994
 London Monarchs (WLAFL) 1994-95
 New York Jets (NFL) 1997-99, 2006-07
 New England Patriots (NFL) 2000-03
 Oakland Raiders (NFL) 2004-05

Hardy, Terry (1994-97)

Arizona Cardinals (NFL) 1998-01

Harrison, Tory (2006-09)

Calgary Stampeders (CFL) 2015-16

Harvey, Marvin (1977-80)

Kansas City Chiefs (NFL) 1981-82
 Tampa Bay Bandits (USFL) 1984-86

Hays, Harold (1960-62)

Dallas Cowboys (NFL) 1963-67
 San Francisco 49ers (NFL) 1968-69

Henderson, Robert (2004-07)

New York Giants (NFL) 2008-09
 Edmonton Eskimos (CFL) 2011

Henry, James (1986-88)

Birmingham Fire (WLAFL) 1991-92

Herring, George (1954-55)

Denver, Broncos (NFL) 1960-61

Hill, Rashod (2012-15)

Jacksonville Jaguars (NFL) 2016
 Minnesota Vikings (NFL) 2017

Holmes, Lamar (2010-11)

Atlanta Falcons (NFL) 2012-15

Hoskins, Derrick (1988-91)

Oakland Raiders (NFL) 1992-97

Howe, Glen (1980-83)

Pittsburgh Steelers (NFL) 1985
 Atlanta Falcons (NFL) 1985-86

Hultz, Don (1960-62)

Minnesota Vikings (NFL) 1963
 Philadelphia Eagles (NFL) 1964-73
 Chicago Bears (NFL) 1974

Hultz, George (1960-61)

St. Louis Cardinals (NFL) 1962

Jackson, Michael (1987-90)

Cleveland Browns (NFL) 1991-95
 Baltimore Ravens (NFL) 1996-98

Jimenez, Jason (2000-2002)

Green Bay Packers (NFL) 2003
 Oakland Raiders (NFL) 2004
 Frankfurt Galaxy (NFL EUROPE) 2004
 Cologne Centurions (NFL EUROPE) 2005
 British Columbia Lions (CFL) 2006-09
 Hamilton Tiger-Cats (CFL) 2010-11

Johnson, Tom (2004-2005)

Calgary Stampeders (CFL) 2009-10
 New Orleans Saints (NFL) 2011-13
 Minnesota Vikings (NFL) 2014-16

Jones, Ronald (2002-03)

Indianapolis Colts (NFL) 2004

Juneau, Curry (1954-57)

Montreal Alouettes (CFL) 2004

Katrishen, Mike (1941, 46-47)

Washington Redskins (NFL) 1948-49

Kecklin, Val (1960)

San Diego Chargers (NFL) 1962

Kelly, Jeff (1998-01)

Seattle Seahawks (NFL) 2002

King, Buddy (1986-89)

Birmingham Fire (WLAFL) 1991-92

Kirksey, William (1986-89)

Minnesota Vikings (NFL) 1990
 London Monarchs (WLAFL) 1992
 Birmingham Stallions (CFL) 1995
 Montreal Alouettes (CFL) 1996

Landrum, Mike (1982-83)

Atlanta Falcons (NFL) 1984

Law, Cordarro (2008-11)

Calgary Stampeders (CFL) 2012-13, 16
 San Diego Chargers (NFL) 2014-15

Lewis, Cliff (1978-80)

Green Bay Packers (NFL) 1981-84

Lipps, Louis (1980-83)

Pittsburgh Steelers (NFL) 1984-91
 New Orleans Saints (NFL) 1992

Magnum, John (1964-65)

New England Patriots (NFL) 1966-67

McElroy, Bucky (1951-53)

Hamilton Tiger Cats (CFL) 1954-55

McGee, Howard (1993-94)

Birmingham Barracudas (CFL) 1995

McKee, Ryan (2005-08)

New York Jets 2009
 St. Louis Rams 2009-11

McInnis, Hugh (1957-59)

St. Louis Cardinals (NFL) 1960-62
 Detroit Lions (NFL) 1964
 Atlanta Falcons (NFL) 1966

McRath, Gerald (2005-2008)

Tennessee Titans (NFL) 2009-12

Miller, Bruce (1980-83)

New Orleans Breakers (USFL) 1984
 Portland Breakers (USFL) 1985
 Saskatchewan Roughriders (CFL) 1986

Mills, Shawn (1999-00)

Atlanta Falcons (NFL) 2001-02

Morgan, Joe (1948)

San Francisco 49ers (NFL) 1949

Morrow, Tommy (1958-60)

Oakland Raiders (NFL) 1962-64

Nix, John (1997-00)

Dallas Cowboys (NFL) 2001-02
 San Francisco 49ers (NFL) 2003
 Cleveland Browns (NFL) 2003
 Amsterdam Admirals (NFL EUROPE) 2004
 Arizona Cardinals (NFL) 2004
 Montreal Alouettes (CFL) 2005

Nunez-Roches, Rakeem (2011-14)

Kansas City Chiefs (NFL) 2015-16

Oliver, Maurice (1985-88)

Birmingham Fire (WLAFL) 1991-92
 Tampa Bay Buccaneers (NFL) 1991

Orange, Doyle (1971-73)

Toronto Argonauts (CFL) 1974



Players in the Pros

Owens, Don (1953-56)

Washington Redskins (NFL)..... 1957
 Philadelphia Eagles (NFL)..... 1958-60
 St. Louis Cardinals (NFL)..... 1960-63

Parker, Charlie (1961-63)

Denver Broncos (NFL)..... 1965
 Montreal Alouettes (CFL)..... 1967-69

Parker, Stoney (1975-78)

Saskatchewan Roughriders (CFL)..... 1979

Parrish, Terrance (1996-99)

Ottawa Renegades (CFL)..... 2002

Parquet, Jeremy (2001-04)

Kansas City Chiefs (NFL)..... 2005
 St. Louis Rams (NFL)..... 2006-07
 Pittsburgh Steelers (NFL)..... 2008-09
 Edmonton Eskimos (CFL)..... 2010

Phenix, Perry (1996-97)

Tennessee Titans (NFL)..... 1998-2001
 Carolina Panthers (NFL)..... 2001

Pinkston, Todd (1996-2000)

Philadelphia Eagles (NFL)..... 2000-05

Pope, O'Lester (1995-98)

Miami Dolphins (NFL)..... 1999
 Barcelona Dragons (NFL EUROPE)..... 2000-01
 Calgary Stampeders (CFL)..... 2002
 British Columbia Lions (CFL)..... 2003

Posey, Jeff (1995-96)

San Francisco 49ers (NFL)..... 1997-2001
 Carolina Panthers (NFL)..... 2001
 Houston Texans (NFL)..... 2002
 Buffalo Bills (NFL)..... 2003-05
 Washington Redskins (NFL)..... 2006

Pruitt, Etric (2000-03)

Atlanta Falcons (NFL)..... 2004
 Seattle Seahawks (NFL)..... 2005
 Detroit Lions (NFL)..... 2006

Purvis, Vic (1963-65)

New England Patriots (NFL)..... 1966-67

Reaves, Stephen (2006-2007)

Toronto Argonauts (CFL)..... 2009

Reed, Rod (1988-91)

Las Vegas Posse (CFL)..... 1994

Reed, Kalan (2012-15)

Tennessee Titans (NFL)..... 2016

Richard, Jalen (2012-15)

Oakland Raiders (NFL)..... 2016

Roberts, Tim (1988-91)

Houston Oilers (NFL)..... 1992-94
 New England Patriots (NFL)..... 1995

Roussel, Tommy (1965-67)

Washington Redskins (NFL)..... 1968-70
 New Orleans Saints (NFL)..... 1971-72
 Philadelphia Eagles (NFL)..... 1973

Rowell, Eugene (1988-89)

Cleveland Browns (NFL)..... 1990
 Birmingham Fire (WLAFL)..... 1992

Satcher, Doug (1963-65)

New England Patriots (NFL)..... 1966-68

Sawyer, John (1972-74)

Houston Oilers (NFL)..... 1975-76
 Seattle Seahawks (NFL)..... 1977-82
 Washington Redskins (NFL)..... 1983
 Denver Broncos (NFL)..... 1983-84

Scott, Cedric (1996-00)

New York Giants (NFL)..... 2001
 Cleveland Browns (NFL)..... 2002
 Scottish Claymores (NFL EUROPE)..... 2004
 Edmonton Eskimos (CFL)..... 2005

Scott, Dequincy (1996-2000)

San Diego Chargers (NFL)..... 2001-05
 Tennessee Titans (NFL)..... 2006

Shaw, Harold (1994-97)

New England Patriots (NFL)..... 1998-00

Sklopan, John (1960-62)

Denver Broncos (NFL)..... 1963

Slaughter, T.J. (1995-99)

Jacksonville Jaguars (NFL)..... 2000-03
 Green Bay Packers (NFL)..... 2003
 Baltimore Ravens (NFL)..... 2003-04
 New Orleans Saints (NFL)..... 2005
 San Francisco 49ers (NFL)..... 2006

Smith, Tony (1989-91)

Atlanta Falcons (NFL)..... 1992-94
 Carolina Panthers (NFL)..... 1995
 Toronto Argonauts (CFL)..... 1998

Stallings, Robert Ray (1982-85)

St. Louis Cardinals (NFL)..... 1986
 Raleigh-Durham (WLAFL)..... 1991

Stewart, Daleroy (1996-2000)

Dallas Cowboys (NFL)..... 2001-03
 San Francisco 49ers (NFL)..... 2004

Stringfellow, Joe (1941)

Detroit Lions (NFL)..... 1942

Surtain, Patrick (1994-97)

Miami Dolphins (NFL)..... 1998-2004
 Kansas City Chiefs (NFL)..... 2005-08

Terrell, Daryl (1995-96)

New Orleans Saints (NFL)..... 1999-2001
 Jacksonville Jaguars (NFL)..... 2002
 Washington Redskins (NFL)..... 2003

Thomas, Adalius (1996-99)

Baltimore Ravens (NFL)..... 2000-06
 New England Patriots (NFL)..... 2007-09

Thomas, Mike (2014-15)

Los Angeles Rams (NFL)..... 2016

Thomas, Norris (1972-75)

Miami Dolphins (NFL)..... 1977-79
 Tampa Bay Buccaneers (NFL)..... 1980-84

Thornton, Khyri (2010-13)

Green Bay Packers (NFL)..... 2014
 Detroit Lions (NFL)..... 2015-16

Tucker, Torrin (1999-2002)

Dallas Cowboys (NFL)..... 2003-05
 Edmonton Eskimos (CFL)..... 2008

Ulmer, Terry (1990, 1992)

Saskatchewan Roughriders (CFL)..... 1993-98, 2000

Underwood, P.W. (1954-56)

Hamilton Tiger Cats (CFL)..... 1957-58

Van Tone, Art (1939-42)

Detroit Lions (NFL)..... 1943-45

Vetrano, Joe (1940-41)

San Francisco 49ers (NFL)..... 1946-49

Walker, Eddie Ray (1979-82)

Arizona Wranglers (USFL)..... 1983
 Saskatchewan Roughriders (CFL)..... 1985-88

Walls, Raymond (1996-2000)

Indianapolis Colts (NFL)..... 2001-02
 Cleveland Browns (NFL)..... 2002
 Baltimore Ravens (NFL)..... 2003-04
 Arizona Cardinals (NFL)..... 2005

Walters, Tommy (1962-63)

Washington Redskins (NFL)..... 1964-67



Players in the Pros

Weaver, Jason (2010-12)

Miami Dolphins (Nfl)2013

Wells, Terrance (1971-73)

Houston Oilers (NFL) 1974

Green Bay Packers (NFL)..... 1975

White, Chris (2003-04)

Green Bay Packers (NFL).....2005-06

Houston Texans (NFL).....2006-09

Williams, Chad (1999-2002)

Baltimore Ravens (NFL).....2002-05

San Francisco 49ers (NFL).....2006

Wilson, Jerrel (1961-62)

Kansas City Chiefs (NFL) 1963-77

New England Patriots (NFL)..... 1978

Wilson, Justin (2007-10)

Saskatchewan Roughriders (CFL)2011

Winder, Sammy (1979-81)

Denver Broncos (NFL) 1982-90

Windsor, Chris (1995-96)

Edmonton Eskimos (CFL) 1997



2017 Opponents

Kentucky

Saturday, Sept 2



General Information

Location: Lexington, Kentucky
Founded: 1865
Enrollment: 30,131
President: Eli Capilouto
Athletics Director: Mitch Barnhart
Conference: Southeastern (Eastern Division)
Nickname: Wildcats
Colors: Blue and White
Stadium (Cap): Commonwealth Stadium (61,000)
Playing Surface: UBU Speed Series synthetic turf
Series Record: Kentucky leads 2-1
Last Meeting: W, 44-35
Sept. 3, 2016 – Lexington, Ky.

Head Coach: Mark Stoops
Record at School: 19-30
Overall Record: 19-30
2016 Record: 7-6
2016 Conference Record: 4-4
2016 Postseason: TaxSlayer Bowl
L, 33-18 Georgia Tech
Final AP Rank: N/A
Letterwinners Retuning/Lost: 49/12
Starters Retuning/Lost: 17/5
Offense: 8/3
Defense: 9/2
Special Teams: 4/0

Media Relations

Football Contact: Susan Lax
Office Phone: (859) 257-8420
Email: slax0@uky.edu
Website: www.ukathletics.com

Southern

Saturday, Sept. 9



General Information

Location: Baton Rouge, Louisiana
Founded: 1880
Enrollment: 6,152
President: M. Christopher Brown II
Athletics Director: Roman Banks
Conference: SWAC
Nickname: Jaguars
Colors: Columbia Blue and Gold
Stadium (Cap): A.W. Mumford Stadium
Playing Surface: UBU-Intensity Series-S5-M
Synthetic Turf
Series Record: First Meeting
Last Meeting: N/A

Head Coach: Dawsom Odums
Record at School: 36-21
Overall Record: 36-21
2016 Record: 8-3
2016 Conference Record: 8-1
2016 Postseason: N/A
Final AP Rank: N/A
Letterwinners Retuning/Lost:
Starters Retuning/Lost:
Offense:
Defense:
Special Teams:

Media Relations

Football Contact: Christopher Jones
Office Phone: (225) 771-3791
Email: jones_chrisk@yahoo.com
Website: www.gojagsports.com

ULM

Saturday, Sept. 16



General Information

Location: Monroe, Louisiana
Founded: 1931
Enrollment: 8,854
President: Nick Bruno
Athletics Director: Nick Floyd
Conference: Sun Belt
Nickname: Warhawks
Colors: Maroon and Gold
Stadium (Cap): JPS Field
At Malone Stadium (30,427)
Playing Surface: FieldTurf Revolution
Series Record: Southern Miss leads 3-1
Last Meeting: W, 44-37, 1993
Head Coach: Matt Viator
Record at School: 4-8
Overall Record: 82-41
2016 Record: 4-8
2016 Conference Record: 3-5
2016 Postseason: N/A
Final AP Rank: N/A
Letterwinners Retuning/Lost: 53/13
Starters Retuning/Lost: 18/8
Offense: 7/4
Defense: 8/3
Special Teams: 3/1

Media Relations

Football Contact: TBA
Office Phone: (318) 342-5463
Cell Phone: TBA
Email: TBA
Website: www.ulmwarhawks.com

North Texas

Saturday, Sept 30



General Information

Location: Denton, Texas
Founded: 1890
Enrollment: 37,941
President: Dr. Neal Smatresk
Athletics Director: Wren Baker
Conference: Conference USA
Nickname: Mean Green
Colors: Green and White
Stadium (Cap): Apogee Stadium (30,850)
Playing Surface: Sportexe PowerBlade HP
Series Record: Southern Miss leads 6-5
Last Meeting: L, 29-23,
Nov. 11, 2016 – Denton, Texas

Head Coach: Seth Littrell
Record at School: 5-8
Overall Record: 5-8
2016 Record: 5-8
2016 Conference Record: 3-5
2016 Postseason: Heart of Dallas Bowl
L, 38-31 (OT), Army
Final AP Rank: N/A
Letterwinners Retuning/Lost: 49/21
Starters Retuning/Lost: 15/9
Offense: 7/4
Defense: 8/5
Special Teams: 1/2

Media Relations

Football Contact: Jordan Stepp
Office Phone: 940-369-8329
Cell Phone: 805-551-8648
Email: jordan.stepp@unt.edu
Website: www.meangreensports.com

UTSA

Saturday, Oct. 7



General Information

Location: San Antonio, Texas
Founded: 1969
Enrollment: 28, 959
President: Dr. Pedro Reyes
Athletics Director: Lynn Hickey
Conference: Conference USA
Nickname: Roadrunners
Colors: Orange, Navy Blue and White
Stadium (Cap): Alamodome (36,582)
Playing Surface: Field Turf
Series Record: UTSA leads 2-1
Last Meeting: L, 55-32
Oct. 8, 2016 - San Antonio, Texas

Head Coach: Frank Wilson
Record at School: 6-7
Overall Record: 6-7
2016 Record: 6-7
2016 Conference Record: 5-3
2016 Postseason: Gildan New Mexico Bowl
L, 23-20 – New Mexico
Final AP Rank: N/A
Letterwinners Retuning/Lost: 45/17
Starters Retuning/Lost: 15/9
Offense: 6/5
Defense: 7/4
Special Teams: 2/0

Media Relations

Football Contact: Kyle Stephens
Office Phone: (210) 458-4551
Cell Phone: (210) 887-3636
Email: kyle.stephens@utsa.edu
Website: goUTSA.com

UTEP

Saturday, Oct. 14



General Information

Location: El Paso, Texas
Founded: 1914
Enrollment: 23,397
President: Diana Natalicio
Athletics Director: Bob Stull
Conference: Conference USA
Nickname: Miners
Colors: Dark Blue and Orange
Stadium (Cap): Sun Bowl (51,500)
Playing Surface: Artificial (matrix 46)
Series Record: Southern Miss leads 5-4
Last Meeting: W, 34-7 – El Paso, Texas

Head Coach: Sean Kugler
Record at School: 18-31
Overall Record: 18-31
2016 Record: 4-8
2016 Conference Record: 2-6
2016 Postseason: N/A
Final AP Rank: N/A
Letterwinners Retuning/Lost: 44/26
Starters Retuning/Lost: 14/13
Offense: 5/6
Defense: 7/4
Special Teams: 2/3

Media Relations

Football Contact: Denise Mata
Office Phone: (915) 747-6653
Email: mdmata@utep.edu
Website: www.utepathletics.com



2017 Opponents

Louisiana Tech

Saturday, Oct. 21



General Information

Location: Ruston, Louisiana
Founded: 1894
Enrollment: 12,694
President: Dr. Les Guice
Athletics Director: Tommy McClelland
Conference: Conference USA
Nickname: Bulldogs
Colors: Blue and Red
Stadium (Cap): Joe Aillet Stadium (28,019)
Playing Surface: FieldTurf
Series Record: 33-15
Last Meeting: W, 39-24
Nov. 25, 2016 – Hattiesburg, Mississippi

Head Coach: Skip Holtz
Record at School: 31-22
Overall Record: 119-93
2016 Record: 9-5
2016 Conference Record: 6-2
2016 Postseason: Lockheed Martin Armed Forces Bowl W, 48-45, Navy
Final AP Rank: N/A
Letterwinners Retuning/Lost: 44/24
Starters Retuning/Lost: 11/13
Offense: 5/6
Defense: 5/5
Special Teams: 1/2

Media Relations

Football Contact: Anna Claire Thomas
Office Phone: 318-257-5314
Email: acthomas@latech.edu
Website: www.LATechSports.com

UAB

Saturday, Oct. 28



General Information

Location: Birmingham, Alabama
Founded: 1969
Enrollment: 18,333
President: Dr. Ray L. Watts
Athletics Director: Mark Ingram
Conference: Conference USA
Nickname: Blazers
Colors: Forest Green and Old Gold
Stadium (Cap): Legion Field (72,000)
Playing Surface: Field Turf
Series Record: Southern Miss leads 10-5
Last Meeting: L, 45-24
Nov. 11, 2014 – Hattiesburg, Mississippi

Head Coach: Bill Clark
Record at School: 6-6
Overall Record: 17-10
2016 Record: N/A
2016 Conference Record: N/A
2016 Postseason: N/A
Final AP Rank: N/A
Letterwinners Retuning/Lost: N/A
Starters Retuning/Lost: N/A
Offense: N/A
Defense: N/A
Special Teams: N/A

Media Relations

Football Contact: Ted Feeley
Office Phone: (205) 934-0730
Email: tfeeley@uab.edu
Website: www.uabsports.com

Tennessee

Saturday, Nov. 4



General Information

Location: Knoxville, Tennessee
Founded: 1793
Enrollment: 28,052
President: Dr. Beverly J. Davenport
Athletics Director: John Currie
Conference: Southeastern Conference
Nickname: Volunteers
Colors: Orange and White
Stadium (Cap): Neyland Stadium (102,455)
Playing Surface: Tifway 419 Bermuda Hybrid Grass
Series Record: Tennessee leads 5-0
Last Meeting: L, 39-19
Sept. 8, 2007 – Knoxville, Tennessee

Head Coach: Butch Jones
Record at School: 16-30
Overall Record: 80-48
2016 Record: 9-4
2016 Conference Record: 4-4
2016 Postseason: Music City Bowl W, 28-24, Nebraska
Final AP Rank: 22
Letterwinners Retuning/Lost: 52/22
Starters Retuning/Lost: 19/7
Offense: 9/2
Defense: 8/3
Special Teams: 2/2

Media Relations

Football Contact: Ryan Robinson
Office Phone: (865) 974-4167
Email: ryan.robinson@tennessee.edu
Website: www.utsports.com

Rice

Saturday, Nov. 11



General Information

Location: Houston, Texas
Founded: 1912
Enrollment: 6,623
President: David W. Leebron
Athletics Director: Joe Karlgaard
Conference: Conference USA
Nickname: Owls
Colors: Blue and Gray
Stadium (Cap): Rice Stadium (47,000)
Playing Surface: AstroTurf 3D60H Synthetic Turf
Series Record: Rice leads 4-3
Last Meeting: W, 44-28
Oct. 1, 2016 – Hattiesburg, Mississippi

Head Coach: David Bailiff
Record at School: 56-69
Overall Record: 77-84
2016 Record: 3-9
2016 Conference Record: 2-6
2016 Postseason:
Final AP Rank: N/A
Letterwinners Retuning/Lost: 54/22
Starters Retuning/Lost: 16/10
Offense: 5/6
Defense: 8/3
Special Teams: 3/1

Media Relations

Football Contact: Chuck Pool
Office Phone: 713-348-5775
Cell Phone: 832-244-6476
Email: cpool@rice.edu
Website: www.RiceOwls.com

Charlotte

Saturday, Nov. 18



General Information

Location: Charlotte, North Carolina
Founded: 1946
Enrollment: 28,721
President: Dr. Philip Dubois
Athletics Director: Judy Rose
Conference: Conference USA
Nickname: 49ers
Colors: Green and White
Stadium (Cap): Jerry Richardson Stadium (15,314)
Playing Surface: Matrix artificial turf
Series Record: The series is tied 1-1
Last Meeting: L, 38-27
Nov. 5, 2017 – Hattiesburg, Mississippi

Head Coach: Brad Lambert
Record at School: 16-30
Overall Record: 16-30
2016 Record: 4-8
2016 Conference Record: 3-5
2016 Postseason: N/A
Final AP Rank: N/A
Letterwinners Retuning/Lost: 44/27
Starters Retuning/Lost: 14/12
Offense: 6/5
Defense: 6/5
Special Teams: 2/2

Media Relations

Football Contact: Tom Whitestone
Office Phone: 704-687-1022
Cell Phone: 980-253-4951
Email: tewhites@unc.edu
Website: www.charlotte49ers.com

Marshall

Saturday, Nov. 25



General Information

Location: Huntington, W.Va.
Founded: 1837
Enrollment: 14,000
President: Dr. Jerome Gilbert
Athletics Director: Mike Hamrick
Conference: Conference USA
Nickname: Thundering Herd or the Herd
Colors: Green and White
Stadium (Cap): Joan C. Edwards Stadium (38,019)
Playing Surface: FieldTurf
Series Record: The series is tied 6-6
Last Meeting: W, 24-14,
Oct. 29, 2016 – Hattiesburg, Mississippi

Head Coach: Doc Holliday
Record at School: 53-37
Overall Record: 53-37
2016 Record: 3-9
2016 Conference Record: 2-6
2016 Postseason: N/A
Final AP Rank: N/A
Letterwinners Retuning/Lost: 52/20
Starters Retuning/Lost: 12/14
Offense: 7/4
Defense: 4/7
Special Teams: 1/3

Media Relations

Football Contact: Jason Corriher
Office Phone: 304-696-4660
Cell Phone: 832-331-1497
Email: corriher@marshall.edu
Website: www.HerdZone.com



Record against 2017 Opponents

Kentucky

(1-2, 1949-2016)



7-71	L	9-17-49	Lexington, Ky.
0-32	L	10-4-86	Lexington, Ky.
44-35	W	9-3-16	Lexington, Ky.

Record in Hattiesburg: Never Met

Record in Lexington: 1-2

Neutral Site Games: Never Met

Most Points Scored: 44 (9-3-16)

Fewest Points Scored: 0 (10-4-86)

Largest Margin of Victory: 9 (9-3-16)

Largest Loss Margin: 64 (9-17-49)

Longest Winning Streak: 1

Longest Losing Streak: 2 (1949-1986)

Current Streak: Won 1

Shutouts: 0

Games Decided By 7 or fewer points: 0-0

Southern

(First Meeting)



ULM

(3-1, 1982-1993)



45-27	W	9-4-82	Hattiesburg, Miss.
28-19	W	9-6-86	Hattiesburg, Miss.
24-34	L	11-7-87	Hattiesburg, Miss.
44-37	W	9-18-93	Hattiesburg, Miss.

Record in Hattiesburg: 3-1

Record in Monore: Never Met

Neutral Site Games: Never Met

Most Points Scored: 45 (9-4-82)

Fewest Points Scored: 24 (11-7-87)

Largest Margin of Victory: 18 (9-4-82)

Largest Loss Margin: 10 (11-7-87)

Longest Winning Streak: 2 (1982-1986)

Longest Losing Streak: 1 (1987)

Current Streak: Won 1

Shutouts: 0

Games Decided By 7 or fewer points: 1-0

North Texas

(6-5, 1954-2016)



7-15	L	10-2-54	Denton, Texas
26-0 (HC)	W	10-8-55	Hattiesburg, Miss.
14-27 (HC)	L	10-8-77	Hattiesburg, Miss.
12-25	L	11-4-78	Denton, Texas
30-10	W	10-6-79	Hattiesburg, Miss.
22-0	W	10-31-81	Denton, Texas
31-10	W	12-14-04	New Orleans, La.
14-55	L	10-26-13	Hattiesburg, Miss.
30-20	W	10-18-14	Denton, Texas
49-14	W	10-3-15	Hattiesburg, Miss.
23-29	L	11-19-16	Denton, Texas

Record in Hattiesburg: 3-2

Record in Denton: 2-3

Neutral Site Games: 1-0

Most Points Scored: 49 (10-3-15)

Fewest Points Scored: 7 (10-2-54)

Largest Margin of Victory: 35 (10-3-15)

Largest Loss Margin: 41 (10-26-13)

Longest Winning Streak: 3 (1979-2004)

Longest Losing Streak: 2 (1977-1978)

Current Streak: Lost 1

Shutouts: 2

Games Decided By 7 or fewer points: 0-1

In C-USA Games: 2-2

UTSA

(1-2, 2014-2016)



10-12	L	11-13-14	San Antonio, Texas
32-10	W	10-17-15	Hattiesburg, Miss.
32-55	L	10-8-16	San Antonio, Texas

Record in Hattiesburg: 1-0

Record in San Antonio: 0-2

Neutral Site Games: Never Met

Most Points Scored: 32 (Twice)

Fewest Points Scored: 10 (11-13-14)

Largest Margin of Victory: 22 (10-17-15)

Largest Loss Margin: 23 (10-8-16)

Longest Winning Streak: 1 (2015)

Longest Losing Streak: 1 (Twice)

Current Streak: Lost 1

Shutouts: 0

Games Decided By 7 or fewer points: 0-1

In C-USA Games: 1-2

UTEP

(5-4, 1954-2016)



14-37	L	1-1-54	El Paso, Texas
38-18	W	12-23-88	Shreveport, La.
56-30	W	11-17-07	El Paso, Texas
37-40 (2 OT)	L	10-4-08	Hattiesburg, Miss.
31-13	W	10-29-11	El Paso, Texas
33-34	L	11-17-12	Hattiesburg, Miss.
14-35	L	11-1-14	El Paso, Texas
34-13	W	10-31-15	Hattiesburg, Miss.
34-7	W	9-24-16	El Paso, Texas

Record in Hattiesburg: 1-2

Record in El Paso: 3-2

Neutral Site Games: 1-0

Most Points Scored: 56 (11-17-07)

Fewest Points Scored: 14 (twice)

Largest Margin of Victory: 27 (9-24-16)

Largest Loss Margin: 23 (1-1-54)

Longest Winning Streak: 2 (Twice)

Longest Losing Streak: 2 (2012-2014)

Current Streak: Won 2

Shutouts: 0

Games Decided By 7 or fewer points: 0-2

In C-USA Games: 4-3

Louisiana Tech

(33-15, 1935-2016)



29-31	L	10-3-07	Hattiesburg, Miss.
0-27	L	11-28-35	Ruston, La.
12-7	W	10-16-36	Ruston, La.
0-7	L	10-15-37	Ruston, La.
19-7	W	10-3-41	Ruston, La.
7-0	W	9-21-46	Hattiesburg, Miss.
7-6	W	10-11-47	Ruston, La.
20-6 (HC)	W	11-13-48	Hattiesburg, Miss.
13-34	L	11-12-49	Ruston, La.
41-20	W	11-18-50	Hattiesburg, Miss.
33-7	W	11-17-51	Ruston, La.
52-0	W	11-15-52	Hattiesburg, Miss.
30-0	W	11-14-53	Ruston, La.
28-0	W	9-25-54	Hattiesburg, Miss.
7-6	W	9-24-55	Ruston, La.
14-0	W	9-22-56	Hattiesburg, Miss.
7-0	W	9-21-57	Ruston, La.
14-0	W	9-20-58	Hattiesburg, Miss.
0-16	L	11-28-59	Ruston, La.
7-10	L	11-12-60	Hattiesburg, Miss.
7-0	W	11-11-61	Ruston, La.
22-14 (HC)	W	11-17-62	Hattiesburg, Miss.
0-10	L	11-16-63	Ruston, La.
14-7	W	11-14-64	Hattiesburg, Miss.
31-7	W	11-13-65	Ruston, La.
14-0	W	9-17-66	Hattiesburg, Miss.
58-7	W	11-23-67	Shreveport, La.
20-27 (HC)	L	11-2-68	Hattiesburg, Miss.



Record against 2017 Opponents

24-23	W	11-1-69	Ruston, La.
6-27 (HC)	L	11-14-70	Hattiesburg, Miss.
24-20	W	11-13-71	Ruston, La.
14-33	L	9-16-72	Hattiesburg, Miss.
24-14	W	10-25-75	Ruston, La.
22-23	L	11-13-76	Ruston, La.
10-28	L	11-12-77	Hattiesburg, Miss.
38-11	W	9-20-80	Hattiesburg, Miss.
6-13	L	11-20-82	Hattiesburg, Miss.
28-10	W	9-17-83	Hattiesburg, Miss.
34-0	W	9-15-84	Hattiesburg, Miss.
28-0	W	9-7-85	Hattiesburg, Miss.
26-19	W	11-12-88	Ruston, La.
14-30	L	11-16-91	Ruston, La.
16-13	W	9-19-92	Hattiesburg, Miss.
13-12	W	9-25-10	Ruston, La.
19-17	W	9-1-11	Hattiesburg, Miss.
13-36	L	11-9-13	Ruston, La.
20-31	L	10-25-14	Hattiesburg, Miss.
58-24	W	11-28-15	Ruston, La.
39-24	W	11-25-16	Hattiesburg, Miss.

Record in Hattiesburg: 17-7
Record in Ruston: 15-8
Neutral Site Games: 1-0
Most Points Scored: 58 (twice)
Fewest Points Scored: 0 (four times)
Largest Margin of Victory: 52 (11-15-52)
Largest Loss Margin: 27 (11-28-35)
Longest Winning Streak: 9 (1950-1958)
Longest Losing Streak: 2 (three times)
Current Streak: Won 2
Shutouts: 3
Games Decided By 7 or fewer points: 13-5
In C-USA Games: 2-2

UAB

(10-5, 2000-2014)



33-30	W (2OT)	11-11-00	Birmingham, Ala.
3-0	W	9-29-01	Hattiesburg, Miss.
20-13	W	11-9-02	Birmingham, Ala.
17-12	W	9-4-03	Birmingham, Ala.
26-21	W	11-27-04	Hattiesburg, Miss.
37-28	W	10-21-05	Birmingham, Ala.
25-20	W	11-18-06	Hattiesburg, Miss.
37-7	W	11-10-07	Birmingham, Ala.
70-14	W	11-1-08	Hattiesburg, Miss.
17-30	L	10-1-09	Birmingham, Ala.
49-50	L (2OT)	10-30-10	Hattiesburg, Miss.
31-34	L	11-17-11	Birmingham, Ala.
19-27	L	11-3-12	Hattiesburg, Miss.
62-27	W	11-30-13	Birmingham, Ala.
24-45	L	11-29-14	Hattiesburg, Miss.

Record in Hattiesburg: 4-3
Record in Birmingham: 6-2
Neutral Site Games: Never Met

Most Points Scored: 70 (11-1-08)
Fewest Points Scored: 3 (9-29-01)
Largest Margin of Victory: 56 (11-1-08)
Largest Loss Margin: 21 (11-29-14)
Longest Winning Streak: 9 (2000-2008)
Longest Losing Streak: 4 (2009-2012)
Current Streak: Lost 1
Shutouts: 1
Games Decided By 7 or fewer points: 6-2
In C-USA Games: 10-5

Tennessee



(0-5, 1950-2007)

0-56	L	9-23-50	Knoxville, Tenn.
0-42	L	11-4-95	Knoxville, Tenn.
20-44	L	11-8-97	Knoxville, Tenn.
16-19	L	9-2-00	Knoxville, Tenn.
19-39	L	9-8-07	Knoxville, Tenn.

Record in Hattiesburg: Never Met
Record in Knoxville: 0-5
Neutral Site Games: Never Met
Most Points Scored: 20 (11-8-97)
Fewest Points Scored: 0 (Twice)
Largest Margin of Victory: 0
Largest Loss Margin: 56 (9-23-50)
Longest Winning Streak: 0
Longest Losing Streak: 5 (1950-2007)
Games Decided By 7 or fewer points: 0-1

Rice



(3-4, 2007-2016)

29-31	L	10-3-07	Hattiesburg, Miss.
40-45	L	10-18-08	Houston, Texas
48-24	W	10-1-11	Hattiesburg, Miss.
17-44	L	10-27-12	Houston, Texas
23-41	L	9-27-14	Hattiesburg, Miss.
65-10	W	11-14-15	Houston, Texas
44-28	W	10-1-16	Hattiesburg, Miss.

Record in Hattiesburg: 2-2
Record in Houston: 1-2
Neutral Site Games: Never Met
Most Points Scored: 65 (11-14-15)
Fewest Points Scored: 17 (10-27-12)
Largest Margin of Victory: 55 (11-14-15)
Largest Loss Margin: 27 (10-27-12)
Longest Winning Streak: 2 (2015-16)
Longest Losing Streak: 2 (twice)
Current Streak: Won 2
Shutouts: 0
Games Decided By 7 or fewer points: 0-2
In C-USA Games: 3-4

Charlotte



(1-1, 2015-2016)

44-10	W	10-24-15	Charlotte, N.C.
27-38	L	11-5-16	Hattiesburg, Miss.

Record in Hattiesburg: 0-1
Record in Charlotte: 1-0
Neutral Site Games: Never Met
Most Points Scored: 44 (10-24-15)
Fewest Points Scored: 44 (10-24-15)
Largest Margin of Victory: 34 (10-24-15)
Largest Loss Margin: 11 (11-5-16)
Longest Winning Streak: 1 (2015)
Longest Losing Streak: 1 (2016)
Games Decided By 7 or fewer points: 0-0
In C-USA Games: 1-1

Marshall



(6-6, 2005-2016)

27-24 (OT)	W	11-8-05	Huntington, W.Va.
42-7	W	11-25-06	Hattiesburg, Miss.
33-24	W	10-21-07	Huntington, W.Va.
27-34	L	9-20-08	Hattiesburg, Miss.
27-20	W	11-14-09	Huntington, W.Va.
41-16	W	10-2-10	Hattiesburg, Miss.
20-26	L	9-10-11	Huntington, W.Va.
24-59	L	10-20-12	Hattiesburg, Miss.
13-61	L	11-2-13	Huntington, W.Va.
17-63	L	11-8-14	Hattiesburg, Miss.
10-31	L	10-9-15	Huntington, W.Va.
24-14	W	10-29-16	Hattiesburg, Miss.

Record in Hattiesburg: 3-3
Record in Huntington: 3-3
Neutral Site Games: Never Met
Most Points Scored: 42 (11-25-06)
Fewest Points Scored: 10 (10-9-15)
Largest Margin of Victory: 35 (11-25-06)
Largest Loss Margin: 48 (11-2-13)
Longest Winning Streak: 3 (2005-2007)
Longest Losing Streak: 5 (2011-2015)
Current Streak: Won 1
Shutouts: 0
Games Decided By 7 or fewer points: 2-2
In C-USA Games: 6-6



2017 Opponent Composite Schedule

Date	Kentucky	Southern	ULM	North Texas	UTSA	UTEP	LA Tech	UAB	Tennessee	Rice	Charlotte	Marshall
Sept. 2	at USM 3 p.m. CBS Sports	South Carolina State 1:30 p.m. (9/3) ESPN 3	at Memphis 8 p.m. CBS Sports	Lamar TBA	Houston 6 p.m. Stadium TV	at Oklahoma 1:30 p.m. FOX	Northwestern State TBA	Alabama A&M 2:30 p.m. Stadium TV	at Georgia Tech 8 p.m. (9/4)	Stanford 9 p.m. (8/26) ESPN	at E. Michigan 6:30 p.m. (9/1) ESPN 3	Miami (Ohio) 6:30 p.m.
Sept. 9	E. Kentucky TBA	at USM 6 p.m. Stadium TV	at Florida State 6 p.m. ACC Network	at SMU 6 p.m. ESPN 3	at Baylor 11 am CBS SN	Rice 6 p.m.	Miss. State 6:30 p.m. CBS Sports	at Ball State 2 p.m. ESPN 3	Indiana State TBA	at UTEP 7 p.m.	at Kansas State 6 pm Fox Sports	at NC State 6 p.m. ESPN 3
Sept. 16	at South Carolina TBA TBA	at UTSA TBA	USM 6 pm	at Iowa 2:30 p.m. ESPN 2	Southern TBA TBA	OPEN	at WKU 6 p.m. Stadium TV	Coastal Carolina TBA	at Florida 3:30 pm	at Houston 7 p.m. ESPN3	North Carolina A&T 6 p.m.	Kent State 6:30 p.m.
Sept. 23	Florida TBA	at Alcorn State 6 p.m.	at Louisiana TBA	UAB 5:30 p.m. beIN	at Texas State TBA	at New Mexico State 6 p.m.	at South Carolina TBA	at North Texas 5:30 p.m. beIN	UMass TBA	FIU 6-30	Georgia State 6 p.m.	OPEN
Sept. 30	E. Michigan TBA	Fort Valley State 6 p.m.	Coastal Carolina 6 p.m.	at USM 6 pm	OPEN	at Army 1:30 p.m. CBS Sports	at South Alabama TBA	OPEN	Georgia TBA	at Pitt TBA	at FIU 7 p.m.	at Cincinnati TBA
Oct. 7	Missouri TBA	Alabama State 6 pm	at Texas State TBA	OPEN	USM TBA	WKU 6 p.m.	UAB TBA	Louisiana Tech TBA	OPEN	Army 5:30 beIN	Marshall 6 p.m. ASN	at Charlotte 6 p.m.
Oct. 14	OPEN	OPEN	Georgia State TBA	UTSA TBA	North Texas TBA	at USM 5 p.m. Stadium TV	OPEN	Middle Tenn. 5:30 p.m. BeIN	South Carolina TBA	OPEN	at WKU 4:30 p.m.	Old Dominion 2:30 p.m. ESPN 3
Oct. 21	at Miss. State TBA	at Jackson State 6 p.m.	at South Alabama TBA	at FAU TBA ESPN 3	Rice TBA	OPEN	USM 6 p.m. Stadium TV	at Charlotte 5:30 p.m. beIN	at Alabama TBA	at UTSA TBA	UAB 6:30 p.m. beIN	at Middle Tenn. 7 p.m. (10/20) ESPN 2
Oct. 28	Tennessee TBA	at Arkansas-Pine Bluff 2:30 p.m.	at Idaho TBA	Old Dominion TBA ESPN 3	at UTEP 7 p.m.	UTSA 6 p.m.	at Rice TBA	at USM 6 pm	Kentucky TBA	Louisiana Tech 2:30 p.m.	OPEN	FIU 2:30 p.m.
Nov. 4	Ole Miss TBA	Prairie View A&M 4 p.m.	Appalachian State TBA	at Louisiana Tech TBA	at FIU 6 p.m. Stadium TV	at Middle Tenn. 5:30 pm beIN	North Texas TBA	Rice TBA	USM TBA	at UAB TBA	Old Dominion 3:30 pm ESPN 3	at FAU 6 p.m. (11/3) CBS Sports
Nov. 11	at Vanderbilt TBA	at Texas Southern 5 p.m.	OPEN	UTEP 5 p.m. ESPN 3	UAB TBA	at North Texas TBA ESPN 3	FAU 2:30 p.m. Stadium TV	at UTSA TBA	at Missouri TBA	USM 2:30 pm ESPN 3	Middle Tenn. 2:30 pm ESPN 3	WKU 6:30 p.m. beIN
Nov. 18	at Georgia TBA	Open	at Auburn TBA	Amy 5:30 p.m. beIN	Marshall TBA	Louisiana Tech TBA	UTEP TBA	at Florida TBA	LSU TBA	at Old Dominion 1 p.m. ESPN 3	USM 3 p.m.	at UTSA TBA
Nov. 25	Louisville TBA	Grambling State 4 p.m. NBC Sports	Arkansas State 2 p.m.	at Rice 12 p.m. ESPN 3	at Louisiana Tech TBA ESPN Networks	UAB TBA	UTSA TBA ESPN Networks	UTEP TBA	Vanderbilt TBA	North Texas 12 p.m. ESPN 3	FAU 2 p.m.	USM 2:30 p.m. Stadium TV
Dec. 2	SEC Champ. TBA CBS			C-USA Champ. TBA ESPN Networks	C-USA Champ. TBA ESPN Networks	C-USA Champ. TBA ESPN Networks	C-USA Champ. TBA ESPN Networks	C-USA Champ. TBA ESPN Networks	SEC Champ. TBA CBS	C-USA Champ. TBA ESPN Networks	C-USA Champ. TBA ESPN Networks	C-USA Champ. TBA ESPN Networks

All Times Central; Conference Championship Games set for weekend of Dec. 1-2



2017 Southern Miss Football Schedule



9.2

Kentucky
(CBSSN)

Hattiesburg, Miss.
3:00 p.m.



9.9

Southern
(Stadium)

Hattiesburg, Miss.
6:00 p.m.



9.16

Louisiana-Monroe
(ESPN3)

Monroe, La.
6:00 p.m.

9.23

BYE



9.30

North Texas*
(Stadium)

Hattiesburg, Miss.
6:00 p.m.



10.7

UTSA*
San Antonio, Texas
TBA



10.14

UTEP*
(Homecoming)
(Stadium)

Hattiesburg, Miss.
6:00 p.m.



10.21

Louisiana Tech*
Ruston, La.
6:00 p.m.



10.28

UAB*
Hattiesburg, Miss.
6:00 p.m.



11.4

Tennessee
Knoxville, Tenn.
TBA



11.11

Rice*
(Stadium)
Houston, Texas
2:30 p.m.



11.18

Charlotte*
Hattiesburg, Miss.
2:00 p.m.



11.25

Marshall*
(Stadium)
Huntington, WVa.
1:30 p.m.

* Conference USA Game

