



UAB FOOTBALL

2017 MEDIA GUIDE



#THERETURN

Ever Faithful

Wally Adams



Tevin Crews

Shaq Jones

Ever Loyal

Darius Williams

Jordan Petty

Collin Lisa




TABLE OF CONTENTS

INTRODUCTION

| | |
|-------------------|---|
| TABLE OF CONTENTS | 4 |
| GENERAL INFO | 5 |
| QUICK FACTS | 5 |

MEDIA

| | |
|--------------------------|-----|
| MEDIA SERVICES | 6 |
| TRIBUTE TO NORM REILLY | 7 |
| OPPONENT INFO | 8-9 |
| LEGION FIELD | 10 |
| C-USA COMPOSITE SCHEDULE | 11 |
| BOWL SCHEDULE | 12 |
| TEAMMATES NOW & THEN | 13 |

TEAM

| | |
|-----------------------|-------|
| ROSTER (ALPHABETICAL) | 14-15 |
| ROSTER (NUMERICAL) | 16-17 |
| ROSTER BREAKDOWN | 18-19 |

STAFF

| | |
|-----------------|-------|
| BILL CLARK | 21-22 |
| LES KOENNING | 23-24 |
| DAVID REEVES | 25 |
| HINDLEY BRIGHAM | 26 |
| TREY CLARK | 27 |
| CASEY WOODS | 28 |
| LARRY SMITH | 29 |
| KYLE TATUM | 30 |
| BRIAN WILLIAMS | 31 |
| BLAKE SHRADER | 32 |
| SUPPORT STAFF | 33-34 |

PLAYERS

| | |
|------------------|-------|
| NUMERICAL ROSTER | 36-66 |
|------------------|-------|

HISTORY

| | |
|-----------------------------|---------|
| TEAM RECORDS | 68-70 |
| ATTENDANCE RECORDS | 70 |
| INDIVIDUAL RECORDS | 71-96 |
| ALL-TIME COACHES RECORDS | 97 |
| YEAR-BY-YEAR RESULTS | 97-100 |
| RECORD VS. RANKED OPPONENTS | 100 |
| ALL-TIME SERIES | 101-104 |
| RECORD BY CONFERENCE | 104 |
| ALL-TIME LETTERWINNERS | 105-113 |
| ACCOLADES | 113-114 |

GREATER BHAM

| | |
|-----------------------------------|---------|
| FOOTBALL FACILITY TIMELINE | 116-117 |
| THE GANG OF SEVEN | 118-120 |
| PRESIDENT DR. RAY L. WATTS | 121 |
| DIRECTOR OF ATHLETICS MARK INGRAM | 122 |
| SENIOR STAFF | 123 |
| RODDY WHITE | 124-125 |



QUICK FACTS

MEDIA

TEAM

STAFF

PLAYERS

HISTORY

GREATER BHAM



GENERAL INFORMATION

School University of Alabama at Birmingham (UAB)
 Location Birmingham, Ala.
 Founded..... 1969
 Enrollment 19,535
 Affiliation NCAA Division I
 Conference Conference USA
 Nickname..... Blazers
 Colors..... Forrest Green and Old Gold
 President..... Dr. Ray Watts, *UAB, 1976*
 Director of Athletics..... Mark Ingram, *Tennessee, 1996*
 Athletics Faculty Rep. . Dr. Frank Messina, *West Alabama, 1986*

FOOTBALL INFORMATION

Head Coach Bill Clark, *Jacksonville State, 1990*
 Overall Record 17-10 (Two Seasons)
 Record at UAB 6-6 (One Season)
 2014 Record 6-6

FOOTBALL COACHING STAFF

Head Coach Bill Clark
 Offensive Coordinator/Quarterbacks Les Koenning
 Defensive Coordinator David Reeves
 Running Backs Hindley Brigham
 Offensive Line Trey Clark
 Inside Wide Receivers/Tight Ends..... Casey Woods
 Outside Wide Receivers Larry Smith
 Defensive Line..... Kyle Tatum
 Linebackers Brian Williams
 Defensive Backs Blake Shrader

ATHLETIC COMMUNICATIONS

Phone (205) 934-0722
 Website UABSports.com
 Twitter/Instagram @UAB_FB
 Associate AD for Communications Ted Feeley
 Email TFeeley@uab.edu
 Assistant Director for Communications Kylie Murphy
 Email KNMurphy@uab.edu
 Mailing Address: Bartow Arena - West Tower 105
 617 13th St South, Birmingham, Ala., 35294

2017 SCHEDULE

| | | |
|----------|------------------------------------|-----------|
| Sept. 2 | Alabama A&M (Stadium) | 2:30 p.m. |
| Sept. 9 | at Ball State (ESPN3) | 2 p.m. |
| Sept. 16 | Coastal Carolina | TBA |
| Sept. 23 | at North Texas* (beIN) | 5:30 p.m. |
| Oct. 7 | Louisiana Tech* (HC) | TBA |
| Oct. 14 | Middle Tennessee* (beIN) | 5:30 p.m. |
| Oct. 21 | at Charlotte* (beIN) | 5:30 p.m. |
| Oct. 28 | at Southern Miss* | 6 p.m. |
| Nov. 4 | Rice* | TBA |
| Nov. 11 | at UTSA* | TBA |
| Nov. 18 | at Florida | TBA |
| Nov. 25 | UTEP* | TBA |
| Dec. 2 | C-USA Championship (ESPN or ESPN2) | TBA |

* Conference USA game // HC = Homecoming

2014 RESULTS (6-6)

| DATE | OPPONENT | RESULTS |
|----------|-----------------------|----------|
| Aug. 30 | Troy | W, 48-10 |
| Sept. 6 | at Mississippi State | L, 34-47 |
| Sept. 13 | Alabama A&M | W, 41-14 |
| Sept. 27 | FIU * | L, 20-34 |
| Oct. 4 | at Western Kentucky * | W, 42-39 |
| Oct. 11 | North Texas * | W, 56-21 |
| Oct. 18 | at Middle Tennessee | L, 22-34 |
| Oct. 25 | at Arkansas | L, 17-45 |
| Nov. 1 | at FAU * | W, 31-28 |
| Nov. 8 | Louisiana Tech * | L, 24-40 |
| Nov. 22 | Marshall * | L, 18-23 |
| Nov. 29 | at Southern Miss * | W, 45-24 |

ABOUT OUR NAME

The University of Alabama at Birmingham (UAB) has been an autonomous member of the University of Alabama system since 1969, and has had an intercollegiate athletic program since 1977.

In addition, the UAB name is often altered by various media, opponents, merchandisers, etc. Please note that there are only two correct versions of our name, the acronym "UAB" or the full "University of Alabama at Birmingham."

We are: UAB

- or -

The University of Alabama at Birmingham

We are not: Alabama-Birmingham // Ala.-Birmingham
 Ala.-Birm. // UA-Birmingham // U.A.B.

MEDIA SERVICES



Ted Feeley



Kylie Murphy

The UAB Athletic Communications Office appreciates your interest in UAB Blazers Football and looks forward to assisting you during the 2016-17 season. Our offices are located in the West Tower of Bartow Arena.

To assist your coverage, please take the time to read the information found on this page. These policies have been established in consideration of the media's needs, as well as those of UAB's student-athletes and coaches to create a positive work environment for all concerned.

If additional information or assistance is needed, contact UAB football contacts **Ted Feeley** (205-704-4147, tfeeley@uab.edu) or **Kylie Murphy** (205-908-7890, knmurphy@uab.edu). We appreciate your coverage of UAB football and look forward to working with you this season.

CREDENTIALS

Working media hoping to attend UAB football games should apply for credentials at www.sportssystem.com/uab. Credentials will be approved based on space limitations and demand.

UNAUTHORIZED USE OF MEDIA CREDENTIAL

Credentials will be issued to working media only. Media credentials are not transferable and use by anyone other than members of the working media is unauthorized. Media credentials used in an unauthorized manner will be revoked immediately. News organizations allowing unauthorized individuals to use credentials will have their credentials revoked for the remainder of the year.

WEEKLY PRESS CONFERENCE

Head Coach Bill Clark will hold his weekly press conference every Monday of game week at 10 a.m. in the Football Operations Center multi-purpose room. Selected players will be available during that window as well. Following the press conference, the UAB Athletic Communications Office will post a transcript on uabsports.com.

PLAYER INTERVIEWS

All player interviews must be coordinated through the Athletic Communications Office. Media is forbidden to contact student-athletes without the permission and knowledge of Ted Feeley or Kylie Murphy. During game week, Wednesday will be the final day for media to conduct student-athlete interviews.

LEGION FIELD PRESSBOX

The Legion Field Press Box opens three hours prior to game time. Media will be provided with a meal and complimentary wifi on gameday in the pressbox.

Media information sheets, game notes and flip cards are provided to all media members at their press box seat prior to the game. Final statistic books will be available approximately 15 minutes after the game.

POSTGAME INTERVIEWS

UAB is committed to a policy of equal access for both male and female reporters and photographers, therefore, the UAB locker room is closed to the media. Interviews with Head Coach Bill Clark and players will be conducted following the NCAA-mandated 10-minute cooling-off period.

A member of the Athletic Communications staff will collect postgame interview requests with approximately 10 minutes remaining in the fourth quarter. The postgame press conference will be held in the media room behind the North endzone.

PHOTOGRAPHY

UAB follows NCAA rules regarding media representatives photographing games. Only properly credentialed photographers will be allowed in the designated photo area of Legion Field as specified by the NCAA. Photo credentials are subject to revocation by the UAB Athletic Communications Office at any time.

WEBSITES & NEW MEDIA

Web-based media sites affiliated with established, nationally-recognized news-gathering organizations are eligible for media credentials.

Online media with an emphasis on recruiting of potential student-athletes, that meet the above qualification can request one (1) credential if the purpose of attending is writing a game/event recap. Credentials will not be granted to any online agency operating sites that are in any way affiliated with gambling. Nor will credentials be granted to "freelance" or "fan-based" sites that are not affiliated with an established news-gathering organization and/or sites whose sole entity is fan-generated message boards that allows the posting of anonymous comments.

SOCIAL MEDIA

In addition to following the most up-to-date information on UAB's official athletics site, UABSports.com, you can get additional coverage during the UAB football season through social media. Follow along on Twitter at @UAB_Athletics and @UAB_FB. Follow on Instagram at @UAB_Athletics and @UAB_FB. You can also find information on UAB Athletics on Facebook and Snapchat 'UABAthletics.'

ON THE CALL

In his 11th season as the voice of the Blazers, David Crane will resume play-by-play duties for UAB. He will be joined by Steve Irvine who is in his second season as the color commentator.

WHERE TO LISTEN

Fans can listen to UAB Football on 100.5 JOX2 the entire season. The gameday pregame show begins one hour prior to kickoff.

Every Monday of game week, David Crane will host the Bill Clark Coaches Show at Dreamland BBQ beginning at 6 p.m.

IN LOVING MEMORY OF NORM REILLY



Reilly joined the UAB staff in 2002 as assistant athletics director for media relations and was named associate athletics director in 2005. Norm mentored and managed the Athletics Communications team and served as the primary media contact for UAB Football, among other sports.

Prior to UAB, Reilly spent a year as director of communications and public relations at the National Senior Games Association and five years as assistant athletics director for media relations at East Carolina. Reilly spent 15 years in the Sports Information office at the University of Georgia before ECU.

Reilly graduated from the University of Georgia in 1980 and attended graduate school at Georgia in public relations. Outside of college athletics, Reilly was involved with six Olympic Games, working for the host television broadcaster.

Reilly was a member of the College Sports Information Directors of America, the Football Writers Association of America, and the United States Basketball Writers Association. He was named a 2006 recipient of the Scoop Hudgins Outstanding SID Award by the All-America Football Foundation. In July of 2007, Reilly was honored at the annual CoSIDA Workshop in San Diego as he received the organization's 25-Year Award.

Reilly is survived by his wife, Leslie, and two sons, Trey and Graham.

WHAT THEY SAID:

"Seeing him fight every day, and how he has carried himself over these last eight years, has been inspiring. He got up every morning, loved UAB and supported us all no matter what was going on in his life. He was a great friend who accomplished a tremendous amount in his short life."
-Head Volleyball Coach Kerry Messersmith

"Norm was above all else a family man. He loved to talk about his sons, Trey and Graham, and all of their accomplishments. That family mentality is one of the reasons he fit in so well at UAB. We are a close knit family. I count it a pleasure to have worked side by side with Norm and have him part of our family for 14 years. His friendship will be greatly missed, but his inspiration will live on forever."
- Head Softball Coach Marla Townsend

"Norm loved UAB Football, and UAB Football loved Norm. He was the kindest person you could ever meet, and we will miss him and what he did for our young men and our team dearly. He's in a better place."
- Head Football Coach Bill Clark

MEDIA

TEAM

STAFF

PLAYERS

HISTORY

GREATER BHAM



2017 OPPONENTS

Alabama A&M
Sept. 2 Legion Field



QUICK FACTS

LocationHuntsville, Ala.
ConferenceSWAC
2016 Record4-7
Head CoachJames Spady
Career Record11-23 (3)
Record at School11-23 (3)
FB ContactBud McLaughlin
Phone(256) 372-4005
EmailAAMUSportsInfo@aamu.edu
WebsiteAAMUSports.com

2017 SCHEDULE

Sept. 2 at UAB
Sept. 9 at Vanderbilt
Sept. 16 at South Alabama
Sept. 23 Texas Southern*
Sept. 30 Arkansas Pine-Bluff*
Oct. 7 at Southern*
Oct. 14 Mississippi Valley State*
Oct. 26 vs. Alabama State*
Nov. 4 at Alcorn State*
Nov. 11 Jackson State*
Nov. 18 Kentucky State

Ball State

Sept 9. Scheumann Stadium



QUICK FACTS

LocationMuncie, Ind.
ConferenceMid-American
2016 Record4-8
Head CoachMike Neu
Career Record4-8 (1)
Record at School4-8 (1)
FB ContactMichael Clark
Phone(765) 285-8904
EmailMClark4@bsu.edu
WebsiteBallStateSports.com

2017 SCHEDULE

Sept. 2 at Illinois
Sept. 9 UAB
Sept. 16 Tennessee Tech
Sept. 23 at Western Kentucky
Sept. 30 at Western Michigan*
Oct. 7 at Akron*
Oct. 21 Central Michigan*
Oct. 26 Toledo*
Nov. 2 at Eastern Michigan*
Nov. 9 at Northern Illinois*
Nov. 16 Buffalo*
Nov. 21 Miami (Ohio)*

Coastal Carolina
Sept 16. Legion Field



QUICK FACTS

LocationConway, S.C.
ConferenceIndependent
2016 Record10-2
Head CoachJoe Moglia
Career Record51-15 (5)
Record at School51-15 (5)
FB ContactMike Cawood
Phone(843) 349-2822
EmailCAWood@coastal.edu
WebsiteGoCCUSports.com

2017 SCHEDULE

Sept. 2 UMass
Sept. 16 at UAB
Sept. 23 Western Illinois
Sept. 30 at ULM
Oct. 7 Georgia State
Oct. 14 at Arkansas State
Oct. 21 at Appalachian State
Oct. 28 Texas State
Nov. 4 at Arkansas
Nov. 11 Troy
Nov. 18 at Idaho
Dec. 2 Georgia Southern

North Texas

Sept 23. Apogee Stadium



QUICK FACTS

LocationDenton, Texas
ConferenceConference USA
2016 Record5-8
Head CoachSeth Littrell (1)
Career Record5-8 (1)
Record at School5-8 (1)
FB ContactJordan Stepp
Phone(940) 369-8329
EmailJordan.Stepp@unt.edu
WebsiteMeanGreenSports.com

2017 SCHEDULE

Sept. 2 Lamar
Sept. 9 at SMU
Sept. 16 at Iowa
Sept. 23 UAB*
Sept. 30 at Southern Miss*
Oct. 14 UTSA*
Oct. 21 at Florida Atlantic*
Oct. 28 Old Dominion*
Nov. 4 at LA Tech*
Nov. 11 UTEP*
Nov. 18 Army
Nov. 25 at Rice*

Louisiana Tech
Oct. 7 Legion Field



QUICK FACTS

LocationRuston, La.
ConferenceConference USA
2016 Record9-5
Head CoachSkip Holtz
Career Record119-93 (17)
Record at School31-22 (4)
FB ContactAnna Claire Thomas
Phone(318) 257-5314
EmailACThomas@latech.edu
WebsiteLATechSports.com

2017 SCHEDULE

Sept. 2 Northwestern State
Sept. 9 Mississippi State
Sept. 16 at WKU*
Sept. 23 at South Carolina
Sept. 30 South Alabama
Oct. 7 at UAB*
Oct. 21 Southern Miss*
Oct. 28 at Rice*
Nov. 4 North Texas*
Nov. 11 Florida Atlantic*
Nov. 18 at UTEP*
Dec. 2 UTSA*

Middle Tennessee

Oct. 14 Legion Field



QUICK FACTS

LocationMurfreesboro, Tenn.
ConferenceConference USA
2016 Record8-5
Head CoachRick Stockstill
Career Record72-66 (11)
Record at School72-66 (11)
FB ContactMark Owens
Phone(615) 898-2968
EmailOwens@goblueraiders.com
WebsiteGoBlueRaiders.com

2017 SCHEDULE

Sept. 2 Vanderbilt
Sept. 9 at Syracuse
Sept. 16 at Minnesota
Sept. 23 Bowling Green
Sept. 30 at Florida Atlantic*
Oct. 7 FIU*
Oct. 14 at UAB*
Oct. 21 Marshall*
Nov. 4 UTEP*
Nov. 11 at Charlotte*
Nov. 18 at WKU*
Nov. 25 Old Dominion*

Charlotte

Oct. 21 Jerry Richardson

**QUICK FACTS**

Location Charlotte, N.C.
 Conference Conference USA
 2016 Record 4-8
 Head Coach Brad Lambert
 Career Record 16-30 (4)
 Record at School 16-30 (4)
 FB Contact Tom Whitestone
 Phone (704) 687-1022
 Email TEWhites@unc.edu
 Website Charlotte49ers.com

2017 SCHEDULE

Sept. 1 at Eastern Michigan
 Sept. 9 at Kansas State
 Sept. 16 North Carolina A&T
 Sept. 23 Georgia State
 Sept. 30 at FIU*
 Oct. 7 Marshall*
 Oct. 14 at WKU*
Oct. 21 UAB*
 Nov. 4 at Old Dominion*
 Nov. 11 Middle Tennessee
 Nov. 18 at Southern Miss*
 Nov. 25 Florida Atlantic*

SOUTHERN MISS

Oct. 28 Roberts Stadium

**QUICK FACTS**

Location Hattiesburg, Miss.
 Conference Conference USA
 2016 Record 7-6
 Head Coach Jay Hopson
 Career Record 39-23 (5)
 Record at School 7-6 (1)
 FB Contact Jack Duggan
 Phone (601) 266-4503
 Email Jack.Suggan@usm.edu
 Website SouthernMiss.com

2017 SCHEDULE

Sept. 2 Kentucky
 Sept. 9 Southern
 Sept. 16 at ULM
 Sept. 30 North Texas*
 Oct. 7 at UTSA*
 Oct. 15 UTEP*
 Oct. 21 at LA Tech*
Oct. 28 UAB*
 Nov. 4 at Tennessee
 Nov. 11 at Rice*
 Nov. 18 Charlotte
 Nov. 25 at Marshall*

Rice

Nov. 4 Legion Field

**QUICK FACTS**

Location Houston, Texas
 Conference Conference USA
 2016 Record 3-9
 Head Coach David Bailiff
 Career Record 74-75 (13)
 Record at School 53-60 (10)
 FB Contact Chuck Pool
 Phone (713) 348-5775
 Email CPool@rice.edu
 Website RiceOwls.com

2017 SCHEDULE

Aug. 26 vs. Stanford (Sydney, Australia)
 Sept. 9 at UTEP*
 Sept. 16 at Houston
 Sept. 23 vs. FIU*
 Sept. 30 at Pitt
 Oct. 7 Army
 Oct. 21 at UTSA*
 Oct. 28 LA Tech*
Nov. 4 at UAB*
 Nov. 11 Southern Miss*
 Nov. 18 at Old Dominion*
 Nov. 25 North Texas*

UTSA

Nov. 11 Alamodome

**QUICK FACTS**

Location San Antonio, Texas
 Conference Conference USA
 2016 Record 6-7
 Head Coach Frank Wilson
 Career Record 6-7 (1)
 Record at School 6-7 (1)
 Football SID Kyle Stephens
 Phone (210) 458-4551
 Email Kyle.Stephens@utsa.edu
 Website GoUTSA.com

2017 SCHEDULE

Sept. 2 Houston
 Sept. 9 at Baylor
 Sept. 16 Southern
 Sept. 23 at Texas State
 Oct. 7 Southern Miss*
 Oct. 14 at North Texas*
 Oct. 21 Rice*
 Oct. 28 at UTEP*
 Nov. 4 at FIU*
Nov. 11 UAB*
 Nov. 18 Marshall*
 Nov. 25 at LA Tech*

Florida

Nov. 18 Ben Hill Griffin

**QUICK FACTS**

Location Gainesville, Fla.
 Conference Southeastern
 2016 Record 9-4
 Head Coach Jim McElwain
 Career Record 41-25 (5)
 Record at School 19-8 (2)
 FB Contact Steve McClain
 Phone (352) 375-6115
 Email SteveM@gators.ufl.edu
 Website GatorZone.edu

2017 SCHEDULE

Sept. 2 vs. Michigan
 Sept. 9 Northern Colorado
 Sept. 16 Tennessee*
 Sept. 23 at Kentucky*
 Sept. 30 Vanderbilt*
 Oct. 7 LSU*
 Oct. 14 Texas A&M*
 Oct. 28 Georgia
 Nov. 4 at Missouri*
 Nov. 11 at South Carolina*
Nov. 18 UAB
 Nov. 25 Florida State

UTEP

Nov. 25 Legion Field

**QUICK FACTS**

Location El Paso, Texas
 Conference Conference USA
 2016 Record 4-8
 Head Coach Sean Kugler
 Career Record 18-31 (5)
 Record at School 18-31 (5)
 FB Contact Denise Mata
 Phone (915) 747-6653
 Email MDMata@utep.edu
 Website UTEPAthletics.com

2017 SCHEDULE

Sept. 2 at Oklahoma
 Sept. 9 Rice*
 Sept. 15 Arizona
 Sept. 23 at New Mexico State
 Sept. 30 at Army
 Oct. 7 WKU*
 Oct. 14 at Southern Miss*
 Oct. 28 UTSA*
 Nov. 4 at Middle Tennessee*
 Nov. 11 at North Texas*
 Nov. 18 LA Tech*
Nov. 25 at UAB*

MEDIA

TEAM

STAFF


PLAYERS

HISTORY

GREATER BHAM



LEGION FIELD » 90 YEARS



LEGION FIELD

Established in 1927, Legion Field is celebrating its 90th Anniversary in 2017. The Blazers have been playing at Legion Field since 1991. Legion Field seats approximately 72,000 people and has hosted numerous iconic events such as The Olympic Games and multiple Iron Bowls, among others.

UAB is currently the main tenant, but Legion Field is also home to the annual Magic City Classic featuring Alabama A&M vs. Alabama State, and also the Birmingham Bowl.



2017 CONFERENCE USA COMPOSITE SCHEDULE

SATURDAY, AUGUST 26

Stanford vs. Rice (Sydney, Australia)

THURSDAY, AUGUST 31

FIU at UCF

FRIDAY, SEPTEMBER 1

Charlotte at Eastern Michigan

Navy at Florida Atlantic

SATURDAY, SEPTEMBER 2

Northwestern State at Louisiana Tech

Miami (Ohio) at Marshall

Vanderbilt at Middle Tennessee

Lamar at North Texas

Albany at Old Dominion

Kentucky at Southern Miss

Alabama A&M at UAB

UTEP at Oklahoma

Houston at UTSA

Eastern Kentucky at WKU

SATURDAY, SEPTEMBER 9

Charlotte at Kansas State

Alcorn State at FIU

Florida Atlantic at Wisconsin

Mississippi State at Louisiana Tech

Marshall at NC State

Middle Tennessee at Syracuse

North Texas at SMU

Old Dominion at Massachusetts

Rice at UTEP

Southern at Southern Miss

UAB at Ball State

UTSA at Baylor

WKU at Illinois

FRIDAY, SEPTEMBER 15

Arizona at UTEP

SATURDAY, SEPTEMBER 16

North Carolina A&T at Charlotte

FIU at Indiana

Bethune-Cookman at Florida Atlantic

Louisiana Tech at WKU

Kent State at Marshall

Middle Tennessee at Minnesota

North Texas at Iowa

North Carolina at Old Dominion

Rice at Houston

Southern Miss at Louisiana-Monroe

Coastal Carolina at UAB

Southern at UTSA

SATURDAY, SEPTEMBER 23

Georgia State at Charlotte

FIU at Rice

Florida Atlantic at Buffalo

Louisiana Tech at South Carolina

Bowling Green at Middle Tennessee

UAB at North Texas

Old Dominion at Virginia Tech

UTEP at New Mexico State

UTSA at Texas State

Ball State at WKU

SATURDAY, SEPTEMBER 30

Charlotte at FIU

Middle Tennessee at Florida Atlantic

South Alabama at Louisiana Tech

Marshall at Cincinnati

North Texas at Southern Miss

Rice at Pittsburgh

UTEP at Army

SATURDAY, OCTOBER 7

Marshall at Charlotte

FIU at Middle Tennessee

Florida Atlantic at Old Dominion

Louisiana Tech at UAB

Army at Rice

Southern Miss at UTSA

WKU at UTEP

SATURDAY, OCTOBER 14

Charlotte at WKU

Tulane at FIU

Old Dominion at Marshall

Middle Tennessee at UAB

UTSA at North Texas

UTEP at Southern Miss

FRIDAY, OCTOBER 20

Marshall at Middle Tennessee

WKU at Old Dominion

SATURDAY, OCTOBER 21

UAB at Charlotte

North Texas at Florida Atlantic

Southern Miss at Louisiana Tech

Rice at UTSA

SATURDAY, OCTOBER 28

FIU at Marshall

Florida Atlantic at WKU

Louisiana Tech at Rice

Old Dominion at North Texas

UAB at Southern Miss

UTSA at UTEP

FRIDAY, NOVEMBER 3

Marshall at Florida Atlantic

SATURDAY, NOVEMBER 4

Charlotte at Old Dominion

UTSA at FIU

North Texas at Louisiana Tech

UTEP at Middle Tennessee

Rice at UAB

Southern Miss at Tennessee

WKU at Vanderbilt

SATURDAY, NOVEMBER 11

Middle Tennessee at Charlotte

Old Dominion at FIU

Florida Atlantic at Louisiana Tech

WKU at Marshall

UTEP at North Texas

Southern Miss at Rice

UAB at UTSA

FRIDAY, NOVEMBER 17

Middle Tennessee at WKU

SATURDAY, NOVEMBER 18

Charlotte at Southern Miss

FIU at Florida Atlantic

Louisiana Tech at UTEP

Marshall at UTSA

Army at North Texas

Rice at Old Dominion

UAB at Florida

FRIDAY, NOVEMBER 24

WKU at FIU

SATURDAY, NOVEMBER 25

Florida Atlantic at Charlotte

UTSA at Louisiana Tech

Southern Miss at Marshall

Old Dominion at Middle Tennessee

North Texas at Rice

UTEP at UAB

SATURDAY, DECEMBER 2

C-USA Championship Game

MEDIA

TEAM

STAFF

PLAYERS

HISTORY

GREATER BHAM



MEDIA

2017-18 BOWL SCHEDULE

| Date | Time (CT) | Game | Network |
|-------------|------------|--|---------|
| Sat, Dec 16 | 11 a.m. | Air Force Reserve Celebration Bowl | ABC |
| | Noon | R+L Carriers New Orleans Bowl | ESPN |
| | 2:30 p.m. | Las Vegas Bowl | ABC |
| | 3:30 p.m. | Gildan New Mexico Bowl | ESPN |
| | 7 p.m. | Raycom Media Camellia Bowl | ESPN |
| Tue, Dec 19 | 6 p.m. | Boca Raton Bowl | ESPN |
| Thu, Dec 21 | 7 p.m. | St. Petersburg Bowl | ESPN |
| Fri, Dec 22 | 11:30 a.m. | Bahamas Bowl | ESPN |
| | 3 p.m. | Famous Idaho Potato Bowl | ESPN |
| Sat, Dec 23 | 11 a.m. | Birmingham Bowl | ESPN |
| | 2:30 p.m. | Lockheed Martin Armed Forces Bowl | ESPN |
| | 6 p.m. | Dollar General Bowl | ESPN |
| Sun, Dec 24 | 7:30 p.m. | Hawai'i Bowl | ESPN |
| Tue, Dec 26 | TBD | Quick Lane Bowl | ESPN |
| | TBD | Zaxby's Heart of Dallas Bowl | ESPN |
| | TBD | Cactus Bowl | ESPN |
| Wed, Dec 27 | 12:30 p.m. | Independence Bowl | ESPN |
| | 4:15 p.m. | New Era Pinstripe Bowl | ESPN |
| | 8 p.m. | Texas Bowl | ESPN |
| Thu, Dec 28 | 12:30 p.m. | Military Bowl Presented by Northrop Grumman | ESPN |
| | 4:15 p.m. | Camping World Bowl | ESPN |
| | 8 p.m. | Valero Alamo Bowl | ESPN |
| Fri, Dec 29 | Noon | Belk Bowl | ESPN |
| | 3:30 p.m. | Franklin American Mortgage Music City Bowl | ESPN |
| | 7:30 p.m. | Goodyear Cotton Bowl Classic* | ESPN |
| Sat, Dec 30 | 11 a.m. | TaxSlayer Bowl | ESPN |
| | 11:30 a.m. | AutoZone Liberty Bowl | ABC |
| | 3 p.m. | PlayStation Fiesta Bowl* | ESPN |
| | 7 p.m. | Capital One Orange Bowl* | ESPN |
| Mon, Jan 1 | 11 a.m. | Outback Bowl | ESPN2 |
| | 11:30 a.m. | Chick-fil-A Peach Bowl* | ESPN |
| | Noon | Citrus Bowl | ABC |
| | 4 p.m. | College Football Playoff Semifinal at the Rose Bowl Game Presented by Northwestern Mutual* | ESPN |
| Mon, Jan 8 | 7:45 p.m. | College Football Playoff Semifinal at the Allstate Sugar Bowl* | ESPN |
| | 7 p.m. | College Football Playoff National Championship Presented By AT&T | ESPN |

C-USA BOWL AFFILIATES

| | | | | |
|--------------------------|--------------------|---------------|----------------------|------|
| R+L Carriers New Orleans | Saturday, Dec. 16 | 12 p.m. CST | C-USA vs. Sun Belt | ESPN |
| Gildan New Mexico | Saturday, Dec. 16 | 3:30 p.m. CST | C-USA vs. MWC | ESPN |
| Boca Raton | Tuesday, Dec. 19 | 6 p.m. CST | C-USA vs. American | ESPN |
| St. Petersburg | Thursday, Dec. 21 | 7 p.m. CST | C-USA vs. American | ESPN |
| Bahamas | Friday, Dec. 22 | 11:30 a.m. CT | C-USA vs. MAC | ESPN |
| Zaxby's Heart of Dallas | Tuesday, Dec. 26 | TBA | C-USA vs. Big 12 | ESPN |
| Independence* | Wednesday, Dec. 27 | 12:30 p.m. CT | C-USA vs. ACC or SEC | ESPN |

*Secondary agreement if ACC or SEC cannot fill

THEN and NOW

Allan Hancock

Bentley Easley DL
Derrick Gregory CB

Arkansas Baptist

Donnie Lee RB
Isiah Sampson DL

Blinn

Garrison Mitchell S
Michael Wright DL

Coffeyville

Bentley Easley DL
Darryl Waters DL

East Mississippi

James Davis OL
Anthony Rush DL
Joseph Willis QB

Florence

Irving Adams S
Jordan Petty CB
Dyjon Turner CB

Friendship Academy

Mar'sean Diggs CB
Jonathan Haden WR
Chigozie Onyekwere DB

Hartnell

Michael Turner QB
Ronnie Turner Jr. WR

Hewitt-Trussville

David Acafalle CB
Grayson Cash DB
T.J. McGettigan K

Homewood

Alec Marsh WR
Zach Sims OL

Huffman

Demetrius Davis WR
Isaiah Sampson DL

Iowa Western

Mar'sean Diggs CB
Jay Chisolm DL
Malique Johnson OL
Stacy Keely DL
Chris Schleguer OL
D.A. Williams CB

L.A. Pierce

Marc Jonassaint S
Chris Morgan S
Chigozie Onyekwere DB
Xavier Ubosi WR
Darryl Waters DL

Mississippi Gulf Coast

Rishard Cook OL
A.J. Erdely QB

Mortimer Jordan

Spencer Brown RB
Jacob Dean WR

Piedmont

Mitchell Bennefield WR
Jacob Clark LS

Pike County

Jacob Fuqua LS
Jarrod Fuqua K

Pell City

Luke Brasher LB
Stephen Pickren OL

Seaside

Michael Turner QB
Ronnie Turner Jr. WR

Scottsdale

Thair Blakes TE
Craig Kanyangarara LB

Spanish Fort

Kristian Cotton WR
Thomas Johnston LB
Tyler Johnston QB
Hayden Pittman TE

Trinity Valley

Justice Powers OL
Andre Wilson WR

Troy

Josh Morgan OL
Trey Whitmore RB

MEDIA

TEAM

STAFF

PLAYERS

HISTORY

GREATER BHAM



TEAM

2017 ALPHABETICAL ROSTER

| | | | | | | |
|----|---------------------|-------|----|------|------|---|
| 11 | David AcFalle | | CB | Fr. | 6-0 | 190 |
| | | | | | | Trussville, Ala./Hewitt-Trussville |
| 37 | Irving Adams | | S | Jr.* | 5-10 | 192 |
| | | | | | | Florence, Ala./Florence/Arkansas State |
| 6 | Wally Adams | | WR | Sr.* | 5-11 | 193 |
| | | | | | | Columbus, Ga./Carver |
| 88 | Logan Arnold | | TE | Fr. | 6-5 | 235 |
| | | | | | | Huntsville, Ala./Hazel Green |
| 46 | Mitchell Bennefield | | WR | Fr.* | 5-9 | 165 |
| | | | | | | Piedmont, Ala./Piedmont |
| 35 | Chase Biles | | S | Fr.* | 5-10 | 178 |
| | | | | | | Locust Fork, Ala./Locust Fork |
| 12 | Kylen Binn | | TE | Jr.* | 6-6 | 245 |
| | | | | | | Columbia, S.C./Blythewood/SC State/Hutchinson |
| 85 | Thair Blakes | | TE | Jr.* | 6-3 | 250 |
| | | | | | | Phoenix, Ariz./Mountain Pointe/Scottsdale CC |
| 18 | Quante Bone | | CB | Sr.* | 5-11 | 160 |
| | | | | | | Huntsville, Ala./Madison County/UT Martin |
| 32 | Luke Brasher | | LB | Fr.* | 6-0 | 220 |
| | | | | | | Pell City, Ala./Pell City |
| 9 | A.J. Brooks | | RB | Jr.* | 6-0 | 190 |
| | | | | | | Gilroy, Calif./Modesto Christian/Gavilan |
| 60 | Kelton Brown | | OL | Jr. | 6-4 | 330 |
| | | | | | | Tylertown, Miss./Tylertown/Pearl River |
| 28 | Spencer Brown | | RB | Fr. | 6-0 | 235 |
| | | | | | | Kimberly, Ala./Mortimer Jordan |
| 12 | Grayson Cash | | DB | Fr. | 6-0 | 190 |
| | | | | | | Trussville, Ala./Hewitt-Trussville |
| 82 | Vernon Chatman | | WR | Sr.* | 5-7 | 164 |
| | | | | | | Theodore, Ala./Theodore |
| 90 | Jay Chisolm | | DL | Jr.* | 6-1 | 290 |
| | | | | | | Chelsea, Ala./Chelsea/Iowa Western |
| 47 | Jacob Clark | | LS | Fr.* | 5-10 | 220 |
| | | | | | | Piedmont, Ala./Piedmont |
| 89 | Skylor Clinton | | TE | So.* | 6-3 | 245 |
| | | | | | | Prescott, Ariz./Prescott/Mesa/Wyoming |
| 71 | Rishard Cook | | OL | Jr. | 6-3 | 340 |
| | | | | | | Hattiesburg, Miss./Hattiesburg/Mississippi Gulf Coast |
| 10 | Sederian Copeland | | WR | Jr.* | 6-0 | 163 |
| | | | | | | Dallas, Texas/Skyline/Tyler |
| 40 | Morgan Coston | | K | Fr.* | 5-10 | 177 |
| | | | | | | Leeds, Ala./Leeds |
| 31 | Kristian Cotton | | WR | So.* | 5-8 | 165 |
| | | | | | | Spanish Fort, Ala./Spanish Fort/Butler CC |
| 23 | Tevin Crews | | LB | Sr.* | 6-2 | 230 |
| | | | | | | Tuscaloosa, Ala./Bibb County |
| 8 | Duke Culver | | CB | Jr.* | 6-0 | 190 |
| | | | | | | Jacksonville, Fla./Godby/Louisville |
| 75 | Natrell Curtis | | DL | Jr.* | 6-3 | 313 |
| | | | | | | Tucson, Ariz./Mountain Pointe/Pima |
| 15 | Demetrius Davis | | WR | Fr.* | 5-11 | 171 |
| | | | | | | Birmingham, Ala./Huffman |
| 23 | Kevin Davis | | WR | Fr. | 6-0 | 170 |
| | | | | | | Hesperia, Calif./Oak Hills |
| 51 | James Davis | | OL | Jr.* | 6-2 | 300 |
| | | | | | | Jackson, Miss./Murrah/Southern Miss/East Mississippi |
| 3 | Will Dawkins | | S | So.* | 5-10 | 200 |
| | | | | | | Vero Beach, Fla./Vero Beach/Indiana |
| 86 | Jacob Dean | | WR | Fr.* | 6-1 | 215 |
| | | | | | | Kimberly, Ala./Mortimer Jordan |

* denotes Redshirt

| | | | | | | |
|----|------------------------|-------|----|------|------|---|
| 2 | Mar'Sean Diggs | | CB | Jr.* | 6-2 | 212 |
| | | | | | | Washington, D.C./Friendship/Iowa Western |
| 37 | Joel Dixon | | P | So.* | 6-2 | 204 |
| | | | | | | Melbourne, Australia/Brighton School/San Joaquin Delta |
| 72 | Lee Dufour | | OL | So.* | 6-3 | 300 |
| | | | | | | Satsuma, Ala./Saraland |
| 96 | Bentley Easley | | DL | Jr.* | 6-2 | 315 |
| | | | | | | Tampa, Fla./Newsome/Coffeyville/Allan Hancock |
| 11 | A.J. Erdely | | QB | Jr.* | 6-4 | 220 |
| | | | | | | Cumming, Ga./West Forsyth/Middle Tenn./Mississippi Gulf Coast |
| 83 | Dylan Evans | | WR | So.* | 6-0 | 177 |
| | | | | | | Pinson, Ala./Pinson Valley |
| 66 | Greg Fecanin | | OL | Fr.* | 6-3 | 325 |
| | | | | | | Pinson, Ala./Clay-Chalkville |
| 39 | Jacob Fuqua | | LS | Fr.* | 6-2 | 228 |
| | | | | | | Williamson, Ga./Pike County |
| 87 | Jarrod Fuqua | | K | So.* | 6-4 | 195 |
| | | | | | | Williamson, Ga./Pike County/Auburn |
| 70 | Lowell Furlow | | OL | Fr.* | 6-8 | 350 |
| | | | | | | Plantersville, Ala./Dallas County |
| 50 | David Galten | | OL | So.* | 6-3 | 300 |
| | | | | | | San Mateo, Calif./Hillsdale/San Francisco CC |
| 99 | Jamell Garcia-Williams | | DL | Jr. | 6-8 | 235 |
| | | | | | | Las Vegas, Nev./Palo Verde/Victor Valley/Eastern Arizona |
| 31 | Derrick Gregory | | CB | Sr.* | 6-2 | 192 |
| | | | | | | McCalla, Ala./Brookwood/Allan Hancock |
| 1 | Jonathan Haden | | WR | Jr.* | 5-6 | 180 |
| | | | | | | Upper Marlboro, Md./Friendship/Arizona |
| 30 | Kyle Harrell | | RB | Fr. | 6-1 | 205 |
| | | | | | | Calera, Ala./Calera/West Point Prep |
| 33 | Brontae Harris | | CB | Fr.* | 5-10 | 172 |
| | | | | | | Cullman, Ala./Cullman/Alabama A&M |
| 5 | Kalin Heath | | RB | Fr.* | 6-2 | 176 |
| | | | | | | Cartersville, Ga./Cartersville/Kansas State |
| 28 | Nick Holman | | LB | So.* | 6-1 | 235 |
| | | | | | | Madison, Ala./Bob Jones/USF |
| 98 | D'Von Isaac | | DL | Jr.* | 6-5 | 320 |
| | | | | | | McDonough, Ga./Alpharetta/Western Kentucky |
| 65 | Jordan Jamison | | OL | Fr.* | 6-7 | 310 |
| | | | | | | Oxford, Miss./Lafayette |
| 58 | Malique Johnson | | OL | Jr.* | 6-3 | 320 |
| | | | | | | Freeport, Ill./Freeport/Iowa Western |
| 7 | Thomas Johnston | | LB | Fr. | 6-2 | 230 |
| | | | | | | Spanish Fort, Ala./Spanish Fort |
| 17 | Tyler Johnston III | | QB | Fr.* | 6-2 | 215 |
| | | | | | | Spanish Fort, Ala./Spanish Fort |
| 21 | Marc Jonassaint | | S | Jr.* | 6-2 | 200 |
| | | | | | | Miami, Fla./Union Grove/L.A. Pierce |
| 13 | Noah Jones | | DL | Jr.* | 6-4 | 245 |
| | | | | | | Ft. Lauderdale, Fla./Dillard/Michigan State |
| 42 | Shaq Jones | | DL | Sr.* | 6-3 | 250 |
| | | | | | | Lanett, Ala./Lanett |
| 18 | Jeremy Joseph | | QB | Jr.* | 6-7 | 235 |
| | | | | | | Auburn, Ala./Lee-Scott Academy/Eastern Illinois |
| 25 | Craig Kanyangarara | | LB | Jr.* | 6-0 | 235 |
| | | | | | | Lynn, Mass./Lynn Classical/Scottsdale CC |
| 97 | Stacy Keely | | DL | Jr.* | 6-7 | 240 |
| | | | | | | Omaha, Neb./Omaha NW/South Dakota State/Iowa Western |
| 46 | Keilan Knight | | DB | Fr.* | 6-1 | 200 |
| | | | | | | Birmingham, Ala./Center Pointe |

62 E.J. Lane III..... DL Fr.* 6-2 340
Prattville, Ala./Stanhope Elmore

4 Donnie Lee..... RB Jr.* 6-2 228
Harvey, La./Helen Cox/Arkansas Baptist

13 Collin Lisa WR Jr.* 5-10 166
Alpharetta, Ga./Chattahoochee/Bufalo

41 Chase Long WR Fr.* 5-8 180
Athens, Ga./East Limestone

24 T.K. Lowe S Sr.* 5-9 190
Tulsa, Okla./Booker T. Washington

44 Garrett Marino DL So.* 6-2 285
Orange County, Calif./Mission Viejo/Montana State

39 Alec Marsch WR Fr.* 6-0 184
Homewood, Ala./Homewood

20 Brock McCain WR Sr.* 6-0 174
Livingston, Tenn./Livingston Academy/Tennessee Tech

43 T.J. McGettigan K Fr.* 5-9 190
Trussville, Ala./Hewitt-Trussville/West Alabama

92 Roderrick McKinney DL Sr.* 6-3 250
Birmingham, Ala./Woodlawn

63 Brad Minor OL So.* 6-1 305
Centre, Ala./Cherokee County

10 Garrison Mitchell S So.* 6-0 200
Beaumont, Texas/Central Medical Magnet/New Mexico/Blinn

52 Fitzgerald Mofor LB So.* 5-11 245
Brookeville, Md./Jireh Prep/Glenville State

20 Kristopher Moll LB Fr. 6-1 205
Coral Gables, Fla./Coral Gables

30 Chris Morgan S Sr.* 6-0 188
Baton Rouge, La./Catholic High/UL Lafayette/L.A. Pierce/LA Valley

78 Garrett Morgan OL Fr.* 6-6 310
Gulf Shores, Ala./Gulf Shores

76 Josh Morgan OL Fr.* 6-6 330
Trussville, Ala./Moosy/Troy

38 Jamaal Morris LB Fr.* 6-1 240
Madison, Ala./James Clemens

36 X-Zavier Morris WR Jr.* 5-7 169
Prichard, Calif./Vigor

24 James Noble III RB Jr.* 5-7 180
Barstow, Calif./Barstow/Fresno State/Chaffey

74 Bryant Novick OL Jr.* 6-5 325
Hoover, Ala./Spain Park

73 Patrick Nuss OL Fr. 6-7 310
Vestavia Hills, Ala./Vestavia

6 Chigozie Onyekwere DB Jr.* 6-0 195
Washington, D.C./Friendship/L.A. Pierce

48 Bolton Patton LB Jr.* 5-11 247
Athens, Ala./Athens

17 Jordan Petty CB Jr.* 5-9 190
Florence, Ala./Florence

80 Stephen Pickren TE Sr.* 6-4 250
Pell City, Ala./Pell City/Chattanooga

38 Hayden Pittman TE Fr.* 6-4 235
Spanish Fort, Ala./Spanish Fort

93 Teko Powell DL Sr.* 6-3 320
Miami, Fla./Norland/Illinois

57 Justice Powers OL Jr. 6-3 300
Cedar Hill, Texas/Cedar Hill/Trinity Valley

49 Eric Ramsey LB So.* 6-2 210
Birmingham, Ala./Parkway Christian

81 Tony Ransom TE Sr.* 6-2 230
Birmingham, Ala./Shades Valley/Miles

55 Charles Richardson OL Jr.* 6-3 295
Moon Township, Pa./Moon Area/Georgia Military

47 Anthony Rush DL Jr. 6-5 340
Raleigh, N.C./Cary/Northeast Mississippi

77 Isaiah Sampson DL Fr.* 6-0 290
Birmingham, Ala./Huffman/Arkansas Baptist

59 Chris Schleuger OL Sr.* 6-4 305
Wesley, Iowa/West Hancock/Iowa Western/Northern Iowa

44 Logan Scott TE Jr.* 6-2 240
Purvis, Miss./Oak Grove/Jones County

45 Colin Silva LS So.* 6-0 218
Hoover, Ala./Hoover

53 Zach Sims OL Jr.* 6-1 300
Birmingham, Ala./Homewood

2 Lucious Stanley RB Fr.* 6-0 215
North Fort Myers, Fla./North Fort Myers

32 Carlos Stephens RB Fr.* 5-7 190
Alabaster, Ala./Thompson

29 Clay Templeton S Jr.* 6-0 185
Gadsden, Ala./Westbrook Christian/Jacksonville State

41 Quindarius Thagard DL Jr.* 6-4 285
Luverne, Ala./Luverne/Itawamba

22 Broderick Thomas CB Jr.* 6-1 195
West Columbia, Texas/Columbia/ Cisco

40 Jaleen Thomas RB Fr.* 5-11 212
Dothan, Ala./Northview

54 Chris Tucker OL So.* 6-4 310
Mobile, Ala./Baker

14 Dyjonn Turner CB Fr. 5-11 205
Florence, Ala./Florence

16 Michael Turner QB Jr.* 6-3 215
Salinas, Calif./Seaside/Hartnell

8 Ronnie Turner Jr. WR Jr.* 6-4 190
Salinas, Calif./Seaside/Hartnell

7 Xavier Ubosi WR Jr.* 6-3 218
Reseda, Calif./Reseda/ L.A. Pierce

64 Kyle Varnell LS Fr.* 6-5 215
Norcross, Ga./Norcross/Marshall

19 Nick Vogel PK So.* 5-10 185
Jacksonville, Fla./Mandarin

19 Darryl Waters DL Sr.* 6-1 255
Norfolk, Va./Maury/Mt. Sac/L.A. Pierce/Coffeyville

25 Trey Whitmore RB Fr.* 5-10 191
Albertville, Ala./Albertville/Troy

9 D.A. Williams CB Jr.* 5-10 180
St. Augustine, Fla./St. Augustine/Iowa Western

1 Darius Williams CB Sr.* 5-10 180
Jacksonville, Fla./Creekside

43 John Williams II S Jr.* 5-11 185
Memphis, Tenn./Christian Brothers

5 Zachary Williams LB Jr.* 6-2 250
Lena, Miss./Leake County/Copiah Lincoln

14 Joseph Willis QB So.* 6-5 225
Philadelphia, Miss./Madison Central/East Mississippi

3 Andre Wilson WR Jr.* 5-9 179
Converse, Texas/Judson/Trinity Valley

34 Trovell Womack CB So.* 5-10 179
Jacksonville, Fla./Atlantic Coast/Livingstone

27 Chris Woolbright LB Jr.* 6-3 230
Brooklyn, N.Y./Lafayette/Fresno City

94 Michael Wright DL Jr.* 6-4 275
Houston, Texas/Cypress Creek/Blinn

MEDIA

TEAM

STAFF

PLAYERS

HISTORY

GREATER BHAM



*denotes Redshirt

TEAM

2017 NUMERICAL ROSTER

| | | | | | |
|----|---|----|------|------|-----|
| 1 | Jonathan Haden | WR | Jr.* | 5-6 | 180 |
| | Upper Marlboro, Md./Friendship/Arizona | | | | |
| 1 | Darios Williams | CB | Sr.* | 5-10 | 180 |
| | Jacksonville, Fla./Creekside | | | | |
| 2 | Mar'Sean Diggs | CB | Jr.* | 6-2 | 212 |
| | Washington, D.C./Friendship/Iowa Western | | | | |
| 2 | Lucious Stanley | RB | Fr.* | 6-0 | 215 |
| | North Fort Myers, Fla./North Fort Myers | | | | |
| 3 | Will Dawkins | S | So.* | 5-10 | 200 |
| | Vero Beach, Fla./Vero Beach/Indiana | | | | |
| 3 | Andre Wilson | WR | Jr.* | 5-9 | 179 |
| | Converse, Texas/Judson/Trinity Valley | | | | |
| 4 | Donnie Lee | RB | Jr.* | 6-2 | 228 |
| | Harvey, La./Helen Cox/Arkansas Baptist | | | | |
| 5 | Kalin Heath | RB | Fr.* | 6-2 | 176 |
| | Cartersville, Ga./Cartersville/Kansas State | | | | |
| 5 | Zachary Williams | LB | Jr.* | 6-2 | 250 |
| | Lena, Miss./Leake County/Copiah Lincoln | | | | |
| 6 | Wally Adams | WR | Sr.* | 5-11 | 193 |
| | Columbus, Ga./Carver | | | | |
| 6 | Chigozie Onyekwere | DB | Jr.* | 6-0 | 195 |
| | Washington, D.C./Friendship/L.A. Pierce | | | | |
| 7 | Thomas Johnston | LB | Fr. | 6-2 | 230 |
| | Spanish Fort, Ala./Spanish Fort | | | | |
| 7 | Xavier Ubosi | WR | Jr.* | 6-3 | 218 |
| | Reseda, Calif./Reseda/ L.A. Pierce | | | | |
| 8 | Duke Culver | CB | Jr.* | 6-0 | 190 |
| | Jacksonville, Fla./Godby/Louisville | | | | |
| 8 | Ronnie Turner Jr. | WR | Jr.* | 6-4 | 190 |
| | Salinas, Calif./Seaside/Hartnell | | | | |
| 9 | A.J. Brooks | RB | Jr.* | 6-0 | 190 |
| | Gilroy, Calif./Modesto Christian/Gavilan | | | | |
| 9 | D.A. Williams | CB | Jr.* | 5-10 | 180 |
| | St. Augustine, Fla./St. Augustine/Iowa Western | | | | |
| 10 | Sederian Copeland | WR | Jr.* | 6-0 | 163 |
| | Dallas, Texas/Skyline/Tyler | | | | |
| 10 | Garrison Mitchell | S | So.* | 6-0 | 200 |
| | Beaumont, Texas/Central Medical Magnet/New Mexico/Blinn | | | | |
| 11 | David AcFalle | CB | Fr. | 6-0 | 190 |
| | Trussville, Ala./Hewitt-Trussville | | | | |
| 11 | A.J. Erdely | QB | Jr.* | 6-4 | 220 |
| | Cumming, Ga./West Forsyth/Middle Tenn./Mississippi Gulf Coast | | | | |
| 12 | Kylen Binn | TE | Jr.* | 6-6 | 245 |
| | Columbia, S.C./Blythewood/SC State/Hutchinson | | | | |
| 12 | Grayson Cash | DB | Fr. | 6-0 | 190 |
| | Trussville, Ala./Hewitt-Trussville | | | | |
| 13 | Noah Jones | DL | Jr.* | 6-4 | 245 |
| | Ft. Lauderdale, Fla./Dillard/Michigan State | | | | |
| 13 | Collin Lisa | WR | Jr.* | 5-10 | 166 |
| | Alpharetta, Ga./Chattahoochee/Buffalo | | | | |
| 14 | Dyjon Turner | CB | Fr. | 5-11 | 205 |
| | Florence, Ala./Florence | | | | |
| 14 | Joseph Willis | QB | So.* | 6-5 | 225 |
| | Philadelphia, Miss./Madison Central/East Mississippi | | | | |
| 15 | Demetrius Davis | WR | Fr.* | 5-11 | 171 |
| | Birmingham, Ala./Huffman | | | | |
| 16 | Michael Turner | QB | Jr.* | 6-3 | 215 |
| | Salinas, Calif./Seaside/Hartnell | | | | |
| 17 | Tyler Johnston III | QB | Fr.* | 6-1 | 215 |
| | Spanish Fort, Ala./Spanish Fort | | | | |

* denotes Redshirt

| | | | | | |
|----|---|----|------|------|-----|
| 17 | Jordan Petty | CB | Jr.* | 5-9 | 190 |
| | Florence, Ala./Florence | | | | |
| 18 | Quante Bone | CB | Sr.* | 5-11 | 160 |
| | Huntsville, Ala./Madison County/UT Martin | | | | |
| 18 | Jeremy Joseph | QB | Jr.* | 6-7 | 235 |
| | Auburn, Ala./Lee-Scott Academy/Eastern Illinois | | | | |
| 19 | Nick Vogel | PK | So.* | 5-10 | 185 |
| | Jacksonville, Fla./Mandarin | | | | |
| 19 | Darryl Waters | DL | Sr.* | 6-4 | 255 |
| | Norfolk, Va./Maury/Mt. Sac./L.A. Pierce/Coffeyville | | | | |
| 20 | Brock McCain | WR | Sr.* | 6-0 | 179 |
| | Livingston, Tenn./Livingston Academy/Tennessee Tech | | | | |
| 20 | Kristopher Moll | LB | Fr. | 6-1 | 205 |
| | Coral Gables, Fla./Coral Gables | | | | |
| 21 | Marc Jonassaint | S | Jr.* | 6-2 | 200 |
| | Miami, Fla./Union Grove/L.A. Pierce | | | | |
| 22 | Broderick Thomas | CB | Jr.* | 6-1 | 195 |
| | West Columbia, Texas/Columbia/ Cisco | | | | |
| 23 | Tevin Crews | LB | Sr.* | 6-2 | 230 |
| | Tuscaloosa, Ala./Bibb County | | | | |
| 23 | Kevin Davis | WR | Fr. | 6-0 | 170 |
| | Hesperia, Calif./Oak Hills | | | | |
| 24 | T.K. Lowe | S | Sr.* | 5-9 | 190 |
| | Tulsa, Okla./Booker T. Washington | | | | |
| 24 | James Noble III | RB | Jr.* | 5-7 | 180 |
| | Barstow, Calif./Barstow/Fresno State/Chaffey | | | | |
| 25 | Craig Kanyangarara | LB | Jr.* | 6-0 | 235 |
| | Lynn, Mass./Lynn Classical/Scottsdale CC | | | | |
| 25 | Trey Whitmore | RB | Fr.* | 5-10 | 191 |
| | Albertville, Ala./Albertville/Troy | | | | |
| 27 | Chris Woolbright | LB | Jr.* | 6-3 | 230 |
| | Brooklyn, N.Y./Lafayette/Fresno City | | | | |
| 28 | Spencer Brown | RB | Fr. | 6-0 | 235 |
| | Kimberly, Ala./Mortimer Jordan | | | | |
| 28 | Nick Holman | LB | So.* | 6-1 | 235 |
| | Madison, Ala./Bob Jones/USF | | | | |
| 29 | Clay Templeton | S | Jr.* | 6-0 | 185 |
| | Gadsden, Ala./Westbrook Christian/Jacksonville State | | | | |
| 30 | Kyle Harrell | RB | Fr. | 6-1 | 205 |
| | Calera, Ala./Calera/West Point Prep | | | | |
| 30 | Chris Morgan | S | Sr.* | 6-0 | 188 |
| | Baton Rouge, La./Catholic High/UL Lafayette/L.A. Pierce/LA Valley | | | | |
| 31 | Kristian Cotton | WR | So.* | 5-8 | 165 |
| | Spanish Fort, Ala./Spanish Fort/Butler CC | | | | |
| 31 | Derrick Gregory | CB | Sr.* | 6-2 | 192 |
| | McCalla, Ala./Brookwood/Allan Hancock | | | | |
| 32 | Luke Brasher | LB | Fr.* | 6-0 | 220 |
| | Pell City, Ala./Pell City | | | | |
| 32 | Carlos Stephens | RB | Fr.* | 5-7 | 190 |
| | Alabaster, Ala./Thompson | | | | |
| 33 | Brontae Harris | CB | Fr.* | 5-10 | 172 |
| | Cullman, Ala./Cullman/Alabama A&M | | | | |
| 34 | Trovell Womack | CB | So.* | 5-10 | 179 |
| | Jacksonville, Fla./Atlantic Coast/Livingstone | | | | |
| 35 | Chase Biles | S | Fr.* | 5-10 | 171 |
| | Locust Fork, Ala./Locust Fork | | | | |
| 36 | X-Zavier Morris | WR | Jr.* | 5-7 | 169 |
| | Prichard, Calif./Vigor | | | | |
| 37 | Irving Adams | S | Jr.* | 5-10 | 192 |
| | Florence, Ala./Florence/Arkansas State | | | | |

37 Joel Dixon P So.* 6-2 204
Melbourne, Australia/Brighton Grammer School/San Joaquin Delta

38 Jamaal Morris LB Fr.* 6-1 240
Madison, Ala./James Clemens

38 Hayden Pittman TE Fr.* 6-4 235
Spanish Fort, Ala./Spanish Fort

39 Jacob Fuqua LS Fr.* 6-2 228
Williamson, Ga./Pike County

39 Alec Marsch WR Fr.* 6-0 184
Homewood, Ala./Homewood

40 Morgan Coston K Fr.* 5-10 177
Leeds, Ala./Leeds

40 Jaleen Thomas RB Fr.* 5-11 212
Dothan, Ala./Northview

41 Chase Long WR Fr.* 5-8 180
Athens, Ga./East Limestone

41 Quindarius Thagard DL Jr.* 6-4 285
Luverne, Ala./Luverne/Itawamba

42 Shaq Jones DL Sr.* 6-3 250
Lanett, Ala./Lanett

43 T.J. McGettigan K Fr.* 5-9 190
Trussville, Ala./Hewitt-Trussville/West Alabama

43 John Williams S Jr.* 5-11 185
Memphis, Tenn./Christian Brothers

44 Garrett Marino DL So.* 6-2 285
Orange County, Calif./Mission Viejo/Montana State

44 Logan Scott TE Jr.* 6-2 240
Purvis, Miss./Oak Grove/Jones County

45 Colin Silva LS So.* 6-0 218
Hoover, Ala./Hoover

46 Mitchell Bennefield WR Fr.* 5-9 165
Piedmont, Ala./Piedmont

46 Keilan Knight DB Fr.* 6-1 200
Birmingham, Ala./Center Pointe

47 Jacob Clark LS Fr.* 5-10 220
Piedmont, Ala./Piedmont

47 Anthony Rush DL Jr. 6-5 340
Raleigh, N.C./Cary/Northeast Mississippi

48 Bolton Patton LB Jr.* 5-11 247
Athens, Ala./Athens

49 Eric Ramsey LB So.* 6-2 210
Birmingham, Ala./Parkway Christian

50 David Galten OL So.* 6-3 300
San Mateo, Calif./Hillsdale/San Francisco CC

51 James Davis OL Jr.* 6-2 300
Jackson, Miss./Murrah/Southern Miss/East Mississippi

52 Fitzgerald Mofor LB So.* 5-11 245
Brookeville, Md./Jireh Prep/Glenville State

53 Zach Sims OL Jr.* 6-1 300
Birmingham, Ala./Homewood

54 Chris Tucker OL So.* 6-4 310
Mobile, Ala./Baker

55 Charles Richardson OL Jr.* 6-3 295
Moon Township, Pa./Moon Area/Georgia Military

57 Justice Powers OL Jr. 6-3 300
Cedar Hill, Texas/Cedar Hill/Trinity Valley

58 Malique Johnson OL Jr.* 6-3 320
Freeport, Ill./Freeport/Iowa Western

59 Chris Schleuger OL Sr.* 6-3 305
Wesley, Iowa/West Hancock/Iowa Western/Northern Iowa

60 Kelton Brown OL Jr. 6-4 330
Tylertown, Miss./Tylertown/Pearl River

62 E.J. Lane III DL Fr.* 6-2 340
Prattville, Ala./Stanhope Elmore

63 Brad Minor OL So.* 6-1 305
Centre, Ala./Cherokee County

64 Kyle Varnell LS Fr.* 6-5 215
Norcross, Ga./Norcross/Marshall

65 Jordan Jamison OL Fr.* 6-7 310
Oxford, Miss./Lafayette

66 Greg Fecanin OL Fr.* 6-3 325
Pinson, Ala./Clay-Chalkville

70 Lowell Furlow OL Fr.* 6-8 350
Plantersville, Ala./Dallas County

71 Rishard Cook OL Jr. 6-3 340
Hattiesburg, Miss./Hattiesburg/Mississippi Gulf Coast

72 Lee Dufour OL So.* 6-3 300
Satsuma, Ala./Saraland

73 Patrick Nuss OL Fr. 6-7 310
Vestavia Hills, Ala./Vestavia

74 Bryant Novick OL Jr.* 6-5 325
Hoover, Ala./Spain Park

75 Natrell Curtis DL Jr.* 6-3 313
Tucson, Ariz./Mountain Pointe/Pima

76 Josh Morgan OL Fr.* 6-6 330
Trussville, Ala./Moosy/Troy

77 Isaiah Sampson DL Fr.* 6-0 290
Birmingham, Ala./Huffman/Arkansas Baptist

78 Garrett Morgan OL Fr.* 6-6 310
Gulf Shores, Ala./Gulf Shores

80 Stephen Pickren TE Sr.* 6-4 250
Pell City, Ala./Pell City/Chattanooga

81 Tony Ransom TE Sr.* 6-2 230
Birmingham, Ala./Shades Valley/Miles

82 Vernon Chatman WR Sr.* 5-7 164
Theodore, Ala./Theodore

83 Dylan Evans WR So.* 6-0 177
Pinson, Ala./Pinson Valley

85 Thair Blakes TE Jr.* 6-3 250
Phoenix, Ariz./Mountain Pointe/Scottsdale

86 Jacob Dean WR Fr.* 6-1 215
Kimberly, Ala./Mortimer Jordan

87 Jarrod Fuqua K So.* 6-4 195
Williamson, Ga./Pike County/Auburn

88 Logan Arnold TE Fr. 6-5 235
Huntsville, Ala./Hazel Green

89 Skylor Clinton TE So.* 6-3 245
Prescott, Ariz./Prescott/Mesa/Wyoming

90 Jay Chisolm DL Jr.* 6-1 290
Chelsea, Ala./Chelsea/Iowa Western

92 Roderrick McKinney DL Sr.* 6-3 250
Birmingham, Ala./Woodlawn

93 Teko Powell DL Sr.* 6-3 320
Miami, Fla./Norland/Illinois

94 Michael Wright DL Jr.* 6-4 275
Houston, Texas/Cypress Creek/Blinn

96 Bentley Easley DL Jr.* 6-2 315
Tampa, Fla./Newsome/Coffeyville/Allan Hancock

97 Stacy Keely DL Jr.* 6-7 240
Omaha, Neb./Omaha NW/South Dakota State/Iowa Western

98 D'Von Isaac DL Jr.* 6-5 320
McDonough, Ga./Alpharetta/Western Kentucky

99 Jamell Garcia-Williams DL Jr. 6-8 235
Las Vegas, Nev./Palo Verde/Victor Valley/Eastern Arizona

MEDIA

TEAM

STAFF

PLAYERS

HISTORY

GREATER BHAM



*denotes Redshirt

TEAM

ROSTER BREAKDOWN

» ROSTER BY CLASS «

Redshirt Senior (16)

| | |
|-------------------------|----|
| Wally Adams..... | WR |
| Quante Bone..... | CB |
| Vernon Chatman..... | WR |
| Tevin Crews..... | LB |
| Derrick Gregory..... | S |
| Shaq Jones..... | LB |
| T.K. Lowe..... | S |
| Brock McCoin..... | WR |
| Roderrick McKinney..... | DL |
| Chris Morgan..... | S |
| Stephen Pickren..... | OL |
| Teko Powell..... | DL |
| Tony Ransom..... | TE |
| Chris Schleuger..... | OL |
| Darryl Waters..... | DL |
| Darius Williams..... | CB |

Redshirt Junior (43)

| | |
|-------------------------|----|
| Irving Adams..... | S |
| Kylen Binn..... | TE |
| Thair Blakes..... | TE |
| A.J. Brooks..... | RB |
| Jay Chisolm..... | DL |
| Sedarian Copeland..... | WR |
| Duke Culver..... | CB |
| Natrell Curtis..... | OL |
| James Davis..... | OL |
| Mar'Sean Diggs..... | DB |
| Bentley Easley..... | DL |
| A.J. Erdely..... | QB |
| Jonathan Haden..... | WR |
| D'Von Isaac..... | DL |
| Malique Johnson..... | OL |
| Marc Jonassaint..... | S |
| Noah Jones..... | DL |
| Jeremy Joseph..... | QB |
| Craig Kanyangarara..... | LB |
| Stacy Keely..... | DL |
| Donnie Lee..... | RB |
| Collin Lisa..... | WR |
| X-Zavier Morris..... | WR |
| James Noble III..... | RB |
| Bryant Novick..... | OL |
| Chigo Onyekwere..... | DB |
| Bolton Patton V..... | LB |
| Jordan Petty..... | CB |
| Charles Richardson..... | OL |
| Logan Scott..... | TE |

| | |
|-------------------------|----|
| Zach Sims..... | OL |
| Clay Templeton..... | S |
| Quindarius Thagard..... | DL |
| Broderick Thomas..... | CB |
| Michael Turner..... | QB |
| Ronnie Turner Jr..... | WR |
| Xavier Ubosi..... | WR |
| D.A. Williams..... | CB |
| John Williams..... | S |
| Zachary Williams..... | LB |
| Andre Wilson..... | WR |
| Chris Woolbright..... | LB |
| Michael Wright..... | DL |

Junior (5)

| | |
|-----------------------------|----|
| Kelton Brown..... | OL |
| Rishard Cook..... | OL |
| Jamell Garcia-Williams..... | DE |
| Justice Powers..... | OL |
| Anthony Rush..... | DL |

Redshirt Sophomore (19)

| | |
|------------------------|----|
| Skylor Clinton..... | TE |
| Kristian Cotton..... | WR |
| Will Dawkins..... | S |
| Joel Dixon..... | P |
| Lee Dufour..... | OL |
| Dylan Evans..... | WR |
| Jarrod Fuqua..... | K |
| David Galten..... | OL |
| Nick Holman..... | LB |
| Garrett Marino..... | DL |
| Brad Minor..... | OL |
| Garrison Mitchell..... | S |
| Fitz Mofor..... | LB |
| Eric Ramsey..... | LB |
| Colin Silva..... | LS |
| Chris Tucker..... | OL |
| Nick Vogel..... | PK |
| Joseph Willis..... | QB |
| Trovell Womack..... | S |

Redshirt Freshman (29)

| | |
|--------------------------|----|
| Mitchell Bennefield..... | WR |
| Chase Biles..... | S |
| Luke Brasher..... | LB |
| Jacob Clark..... | LS |
| Morgan Coston..... | K |
| Demetrius Davis..... | WR |
| Jacob Dean..... | WR |

| | |
|-------------------------|----|
| Greg Fecanin..... | OL |
| Jacob Fuqua..... | LS |
| Lowell Furlow..... | OL |
| Brontae Harris..... | CB |
| Kalin Heath..... | RB |
| Jordan Jamison..... | OL |
| Tyler Johnston III..... | QB |
| Keilan Knight..... | DB |
| E.J. Lane III..... | DL |
| Chase Long..... | WR |
| Alec Marsch..... | WR |
| T.J. McGettigan..... | K |
| Garrett Morgan..... | OL |
| Josh Morgan..... | OL |
| Jamaal Morris..... | LB |
| Hayden Pittman..... | TE |
| Isaiah Sampson..... | DL |
| Lucious Stanley..... | RB |
| Carlos Stephens..... | RB |
| Jaleen Thomas..... | RB |
| Kyle Varnell..... | LS |
| Trey Whitmore..... | RB |

Freshman (10)

| | |
|----------------------|----|
| David AcFalle..... | CB |
| Logan Arnold..... | WR |
| Spencer Brown..... | RB |
| Grayson Cash..... | DB |
| Kevin Davis..... | WR |
| Kyle Harrell..... | RB |
| Thomas Johnston..... | LB |
| Kristopher Moll..... | LB |
| Patrick Nuss..... | OL |
| Dyjon Turner..... | CB |

» ROSTER BY STATE/COUNTRY «

Alabama

| | |
|--------------------------|-------------|
| David AcFalle..... | Trussville |
| Irving Adams..... | Florence |
| Logan Arnold..... | Huntsville |
| Mitchell Bennefield..... | Piedmont |
| Chase Biles..... | Locust Fork |
| Quante Bone..... | Huntsville |
| Luke Brasher..... | Pell City |
| Spencer Brown..... | Kimberly |
| Grayson Cash..... | Trussville |
| Vernon Chatman..... | Theodore |
| Jay Chisolm..... | Chelsea |
| Jacob Clark..... | Piedmont |
| Morgan Coston..... | Leeds |



Kristian Cotton Spanish Fort
 Tevin Crews Tuscaloosa
 Demetrius Davis Birmingham
 Jacob Dean Kimberly
 Lee Dufour Satsuma
 Dylan Evans Pinson
 Greg Fecanin Pinson
 Lowell Furlow Plantersville
 Derrick Gregory McCalla
 Kyle Harrell Calera
 Brontae Harris Cullman
 Nick Holman Madison
 Thomas Johnston Spanish Fort
 Tyler Johnston III Spanish Fort
 Shaq Jones Lanett
 Jeremy Joseph Auburn
 Keilan Knight Birmingham
 E.J. Lane III Prattville
 Alec Marsch Homewood
 TJ McGettigan Trussville
 Roderrick McKinney Birmingham
 Brad Minor Centre
 Garrett Morgan Gulf Shores
 Josh Morgan Trussville
 Jamaal Morris Madison
 Bryant Novick Hoover
 Patrick Nuss Vestavia Hills
 Bolton Patton Athens
 Jordan Petty Florence
 Stephen Pickren Pell City
 Hayden Pittman Spanish Fort
 Eric Ramsey Birmingham
 Tony Ransom Birmingham
 Isaiah Sampson Birmingham
 Colin Silva Hoover
 Zach Sims Birmingham
 Carlos Stephens Alabaster
 Clay Templeton Gadsden
 Quindarius Thagard Luverne
 Jaleen Thomas Dothan
 Chris Tucker Mobile
 Dy'jonn Turner Florence
 Trey Whitmore Albertville

Arizona

Thair Blakes Phoenix
 Skylor Clinton Prescott
 Natrell Curtis Tuscon

Australia

Joel Dixon Melbourne

California

A.J. Brooks Gilroy
 Kevin Davis Hesperia
 David Galten San Mateo
 Garrett Marino Orange County
 X-Zavier Morris Prichard
 James Noble III Barstow
 Michael Turner Salinas
 Ronnie Turner Salinas
 Xavier Ubosi Reseda

District of Columbia

Darez Diggs Washington
 Chigozie Onyekwere Washington

Florida

Duke Culver Jacksonville
 Will Dawkins Vero Beach
 Bentley Easley Tampa
 Marc Jonassaint Miami
 Noah Jones Ft. Lauderdale
 Kristopher Moll Coral Gables
 Teko Powell Miami
 Lucious Stanley North Fort Myers
 Nick Vogel Jacksonville
 D.A. Williams St. Augustine
 Darius Williams Jacksonville
 Trovell Womack Jacksonville

Georgia

Wally Adams Columbus
 A.J. Erdely Cumming
 Jacob Fuqua Williamson
 Jarrod Fuqua Williamson
 Kalin Heath Cartersville
 D'von Isaac McDonough
 Collin Lisa Alpharetta
 Chase Long Athens
 Kyle Varnell Norcross

Illinois

Malique Johnson Freeport

Iowa

Chris Schleuger Wesley

Louisiana

Donnie Lee Harvey
 Chris Morgan Baton Rouge

Maryland

Jonathan Haden Upper Marlboro
 Fitzgerald Mofor Brookeville

Massachusetts

Craig Kanyangarara Lynn

Mississippi

Kelton Brown Tylertown
 Rishard Cook Hattiesburg
 James Davis Jackson
 Jordan Jamison Oxford
 Logan Scott Purvis
 Zachary Williams Lena
 Joseph Willis Philadelphia

Nebraska

Stacy Keely Omaha

Nevada

Jamell Garcia-Williams Las Vegas

New York

Chris Woolbright Brooklyn

North Carolina

Anthony Rush Raleigh

Oklahoma

T.K. Lowe Tulsa

Pennsylvania

Charles Richardson Moon Township

South Carolina

Kylen Binn Blythewood

Tennessee

Brock McCain Livingston
 John Williams Memphis

Texas

Sedarian Copeland Dallas
 Garrison Mitchell Beaumont
 Justice Powers Cedar Hill
 Broderick Thomas West Columbia
 Andre Wilson Converse
 Michael Wright Houston

Virginia

Darryl Waters Norfolk



» STAFF

| | |
|------------------------|-------|
| BILL CLARK | 21-22 |
| LES KOENNING | 23-24 |
| DAVID REEVES | 25 |
| HINDLEY BRIGHAM | 26 |
| TREY CLARK | 27 |
| CASEY WOODS | 28 |
| LARRY SMITH | 29 |
| KYLE TATUM | 30 |
| BRIAN WILLIAMS | 31 |
| BLAKE SHRADER | 32 |
| SUPPORT STAFF | 33-34 |



BILL CLARK

HEAD COACH

SECOND SEASON AT UAB JACKSONVILLE STATE '90

Head Coach **Bill Clark** made it evident he was dedicated to rebuilding UAB football into a nationally recognizable program.

Clark will lead the Blazers out of the tunnel for their return to the football field on September 2, 2017 against Alabama A&M, just as he did in UAB's last game, a 45-24 victory at Southern Miss on November 29, 2014.

In Clark's first season as head coach of the Blazers in 2014, he turned around a program that was 2-10 the year before into a team that finished 6-6 and earned bowl eligibility for the first time since 2004. Clark's loyalty to the program has been paid back by the UAB Department of Athletics, Board of Trustees, donors and the city of Birmingham. Since 2015, UAB has raised over \$43 million to reinstate Football, Bowling and Rifle, and Clark has helped engineer a \$22.5 million state-of-the-art Football Operations Center.

The Football Operations Center is UAB Football's new home to coach's offices, meeting and film rooms, athletic training facilities, locker rooms, a weight room, a nutrition station and three practice fields. One of those practice fields is a pioneering open-air covered pavilion made possible by Legacy Community Federal Credit Union.

Legacy Credit Union announced the largest-ever sponsorship with UAB, a 20-year, \$4.2 million naming right agreement for Legacy Pavilion, and in the process, became the official credit union of UAB. Clark also proved that UAB will be a contender from the moment the Blazers return to the field in 2017 as he signed the No. 2 rated recruiting class in Conference USA in 2016.

In 2014, the Blazers had a school record 15 players earn All-Conference USA honors, including three first team selections (RB Jordan Howard, DE Diaheem Watkins and KR J.J. Nelson). Nelson was also named the school's first Walter Camp First Team All-American.

The Blazers also experienced the country's second-highest increase in home attendance average, growing by more than 130 percent. Prior to UAB, Clark was the head coach at Jacksonville State in 2013 and led the Gamecocks to an 11-4 record, their most victories since the 1992 campaign when JSU won the NCAA Division II National Championship. That number set an Ohio Valley Conference record and was also the most wins by a first-year head coach.

Jacksonville State earned an at-large berth in the FCS Playoffs and

» COACHING CAREER

| Year | School | Position |
|---------|--------------------|------------------|
| 1990-91 | Piedmont | Assistant |
| 1992-94 | Tuscaloosa County | Defensive Coord. |
| 1995-96 | Coffee | Defensive Coord. |
| 1997-98 | Dothan | Defensive Coord. |
| 1999-07 | Prattville | Head Coach |
| 2008-12 | South Alabama | Defensive Coord. |
| 2013 | Jacksonville State | Head Coach |
| 2014 | UAB | Head Coach |

» HEAD COACHING RECORD

| Year | School | Record |
|---------------|--------------------|---------------|
| 1999 | Prattville | 7-3 |
| 2000 | Prattville | 9-2 |
| 2001 | Prattville | 12-1 |
| 2002 | Prattville | 12-2 |
| 2003 | Prattville | 12-1 |
| 2004 | Prattville | 13-1 |
| 2005 | Prattville | 11-1 |
| 2006 | Prattville | 15-0 |
| 2007 | Prattville | 15-0 |
| 2013 | Jacksonville State | 11-4 |
| 2014 | UAB | 6-6 |
| TOTALS | 11 seasons | 123-21 |



MEDIA

TEAM

STAFF

PLAYERS

HISTORY

GREATER BHAM



captured two victories -- including a second-round win over No. 6 McNeese State to reach the quarterfinals. The wins were the Gamecocks' first-ever in the NCAA Division I playoffs.

JSU concluded the 2013 season ranked No. 10 in the final FCS poll. The Gamecocks, who ranked sixth in the nation in FCS attendance, set 49 school records in 2013 and broke 13 OVC marks, as well as three NCAA records. JSU had two players earn All-America honors and nine selected for All-Ohio Valley Conference accolades.

Clark became Jacksonville State's head coach after five outstanding seasons at South Alabama as the Jaguars' defensive coordinator. Clark's defense at USA finished second in the Sun Belt Conference in total defense in 2012 as the Jaguars completed their first full season of competition in the league. South Alabama posted the best record of any Division I FCS Independent in 2011 after winning the first 17 games in the program's history in 2009 and 2010.

During the 2010 season, South Alabama allowed only 13 points and 254.6 yards per game en route to a 10-0 record. In 2009, the Jags allowed only 5.9 points and 234 yards per game when the defense forced 25 sacks and forced 23 turnovers in only seven games.

Clark joined South Alabama in 2008 after spending nine years as head coach at Prattville (Ala.) High School where he led the Lions to national prominence. He won a pair of Class 6A State Championships as his last two teams won 30 straight games, while the 2007 squad was ranked No. 2 in USA Today's national high school poll.

Following his final season at Prattville High School, he was named the Alabama High School Athletic Association Coach of the Year and was also selected as the Schutt Southeast Regional Coach of the Year.

He first led the Lions to the Class 6A state playoffs in 2000, his second season guiding the program. Clark earned his first postseason victory a year later, helping Prattville advance to the quarterfinals before falling to the eventual state champion, which is where the Lions' season would end each of the next two falls.

Prattville made its first state championship game appearance under Clark in 2004, with the team allowing three touchdowns in four postseason contests, including a pair of shutouts. The Lions advanced to the quarterfinals of the 2005 playoffs before dropping a two-point decision.

Clark posted a 107-11 (90.7 percent) overall record during his tenure, suffering his last regular-season loss during the second week of the 2002 season.

Clark served on the staff of the Alabama-Mississippi All-Star Classic three times, including as head coach in the summer of 2007. He also served as head coach in the 2004 North-South All-Star Game. Clark began his coaching career as an assistant at Piedmont High School (1990-91) and also has coaching stints at Tuscaloosa County High School (1992-94), Coffee County (Ga.) High School (1995-96) and Dothan High School (1997-98).

He graduated from Jacksonville State in 1990 with a degree in physical education. Clark and his wife, Jennifer, have two children: daughter, Katie and son Jacob. Jacob is a long snapper for the Blazers.

» THE CLARK FILE

Born: June 28, 1968

Wife: Jennifer

Children: Katie and Jacob

Education: Jacksonville State, 1990

Hometown: Anniston, Ala.





LES KOENNING

OFFENSIVE COORDINATOR/QBs

FIRST SEASON AT UAB
UNIVERSITY OF TEXAS '80

A veteran coordinator with more than 35 years of experience, Les Koenning was named UAB's Offensive Coordinator and Quarterback Coach in January of 2016.

Prior to his arrival in Birmingham, Koenning served as wide receivers coach at the University of Texas in 2014. In his lone year with the Longhorns, Koenning guided John Harris to all-conference recognition as Harris hauled in 68 catches for 1,051 yards and seven touchdowns. Prior to joining the Texas staff, Koenning spent time as the offensive coordinator at Mississippi State (2009-13), South Alabama (2008), Texas A&M (2003-07) and Alabama (2001-02).

In five seasons at Mississippi State, Koenning elevated the offense to its highest levels in school history in addition to helping the Bulldogs play in four straight bowl games for the first time in school history. During that time, Koenning orchestrated what was then the top four seasons in school history in total offensive yards, the top two in passing yards and scoring, the top four in passing TDs, and two of the top four in rushing TDs.

Koenning also coached the top four quarterbacks on the career completion percentage chart in MSU history in Tyson Lee, Tyler Russell, Dak Prescott and Chris Relf.

In 2013, the Bulldogs set a then single-season record for total offense with an average of 434.4 yards per game, bettering the previous record of 422.0, set in 1982. Three of the top five averages in MSU history have fallen under Koenning's guidance (2013, 2010 and 2012). Mississippi State also set a then school record in total yards with 5,647, passing yards with 3,178, completion percentage (.590) and completions (253), all of which were marks set previously by offenses under Koenning.

Koenning came to Mississippi State from South Alabama, where he spent 2008 helping to establish the foundation for the newly developed Jaguars program that began play in 2009. Current UAB head coach Bill Clark was the defensive coordinator for USA while Koenning led offense.

Prior to that, Koenning spent five years on the Texas A&M staff, serving as offensive coordinator and working with the quarterbacks.

» COACHING CAREER

| Year | School | Position |
|---------|-------------------|--------------------|
| 1981-83 | Texas | Assistant |
| 1984 | Alabama | Assistant |
| 1985 | Southwestern La. | Assistant |
| 1986-89 | Mississippi State | Assistant |
| 1990-92 | Rice | Assistant |
| 1993 | Duke | Assistant |
| 1994-96 | Texas A&M | Assistant |
| 1997 | Miami Dolphins | Assistant |
| 1998 | Duke | Assistant |
| 1999 | Houston | Assistant |
| 2000 | TCU | Assistant |
| 2001-02 | Alabama | Offensive Coord. |
| 2003-07 | Texas A&M | Offensive Coord. |
| 2008 | South Alabama | Offensive Coord. |
| 2009-13 | Mississippi State | Offensive Coord/QB |
| 2014 | Texas | Wide Receivers |
| 2015-16 | UAB | Offensive Coord/QB |



During his time there he oversaw the development of both Reggie McNeal and Stephen McGee. McNeal set a then single-season school record with 2,791 passing yards in 2004, while McGee put together two seasons that ranked in the top 10 at that time in 2006-07. McNeal also finished his career as Texas A&M's career passing leader with 6,992 yards and rushed for 1,889 yards, while McGee left in fourth place with 5,475 passing yards combined with 1,750 rushing yards. Both players would go on to be drafted with McNeal selected in the sixth round of the 2006 draft by Cincinnati, and McGee chosen in the fourth round of the 2009 draft by Dallas. Seven other Aggies were also drafted who played under Koenning.

Koenning went to Texas A&M from Alabama where he was offensive coordinator and quarterbacks coach for two seasons (2001-02). Alabama split time between Tyler Watts and Andrew Zow in 2001, however Ahmaad Galloway led a rushing attack that ranked ninth in the nation (226.4 ypg). The 2002 team ranked 18th in rushing (213.2 ypg) while posting a 10-3 record. Shaud Williams and Santonio Beard carried the load with 921 rushing yards and 811, respectively, while Tyler Watts and Brodie Croyle shared time at quarterback. Center Alonzo Ephraim was a two-time First Team All-SEC honoree in the two years.

Before Alabama, Koenning spent one season as passing game coordinator and quarterbacks coach at TCU in 2000. He was the offensive coordinator at Houston in 1999 and Duke in 1998 following a one-year stint in the NFL as an offensive assistant with the Miami Dolphins. Koenning had also served previously at Texas A&M as wide receivers coach from 1994-96, and he briefly held the same position at Duke in December of 1993 after also coaching wide receivers at Rice from 1990-93. His first experience at Mississippi State came from 1986-89 as running backs/wide receivers coach.

A native of Houston, Koenning began his career with graduate assistantships at Texas and Alabama before being named wide receivers coach and recruiting coordinator at UL Lafayette in 1985.

He graduated from Texas in 1981 with a degree in health and physical education, and added a master's degree in sports management two years later. He played at Memorial High School in Houston for his father, Les Koenning Sr., who was a longtime Texas high school and college coach.

Koenning and his wife, Lisa, have two children, Les and Lana.

» THE KOENNING FILE

Born: February 10, 1959

Wife: Lisa

Children: Lana and Les

Education: Texas, 1980

Hometown: San Antonio, Texas





DAVID REEVES

DEFENSIVE COORDINATOR

SECOND SEASON AT UAB
ATHENS STATE '91

David Reeves was named UAB's Defensive Coordinator in June of 2016. Prior to his appointment as the Defensive Coordinator, Reeves was the Blazers' defensive line coach since 2014.

Reeves was an integral part of UAB's remarkable turnaround in 2014 in which the Blazers finished 6-6 after being 2-10 the year prior.

The Blazers improved 44 spots in total defense in 2014, spearheaded by the defensive line. Reeves' unit helped UAB tally 34 sacks in his first season, which was 16 more than the year before. The Blazers also finished with 81 TFLs with Reeves, a +21 difference from the 2013 campaign.

At the conclusion of 2014, the UAB defense allowed 29.9 points against, which was an average of 14 points better from 2013 when UAB allowed 43.8 points against.

Leading the way for the defensive front was senior end Diaheem Watkins, who was named a First Team All-Conference USA selection for tallying a team-high 10 sacks. Additionally, Interior lineman Chris Walton earned C-USA Honorable Mention.

Reeves joined the Blazers in 2014 following a year-long stint at Jacksonville State where he also coached the defensive line under the direction of head coach Bill Clark.

In 2013 at JSU, Reeves' unit ranked first in the Ohio Valley Conference in sacks (52) and third in the league in scoring defense (23.6 ppg). Under Reeves' guidance, two Gamecocks earned All-Ohio Valley Conference honors, including second team selection defensive lineman Caleb Lawrence. Jacksonville State defensive end Chris Landrum was named to the OVC Newcomer squad.

Reeves was the secondary coach at UT Martin in 2012, after coaching the previous five seasons at Southern Arkansas where he was the defensive coordinator his final two years. Reeves was a graduate assistant at the University of Alabama from 2005-06 and was the defensive coordinator at Athens (Ala.) High School from 2000-05. He is a 1991 graduate of Athens State University.

Reeves and his wife Starr have two sons, Major and Rhett.

» COACHING CAREER

| Year | School | Position |
|------------|--------------------|--------------------|
| 2000-04 | Athens (Ala.) | Defensive Coord. |
| 2005-06 | Alabama | Graduate Assistant |
| 2007-11 | Southern Arkansas | Defensive Coord. |
| 2012 | UT Martin | Assistant |
| 2013 | Jacksonville State | Defensive Line |
| 2014 | UAB | Defensive Line |
| 2016-Pres. | UAB | Defensive Coord. |



» THE REEVES FILE

Born: October 8, 1967
Wife: Starr
Children: Rhett and Major
Education: Athens State, 1991
Hometown: Athens, Ala.



MEDIA

TEAM

STAFF

PLAYERS

HISTORY

GREATER BHAM





HINDLEY BRIGHAM

RUNNING BACKS

FIRST SEASON AT UAB
FURMAN '03

Hindley Brigham was named UAB's running backs coach in May of 2017 after spending the previous year as the Blazers' Offensive Analyst.

A standout running back for local Mountain Brook High School, Brigham began his playing career at Baylor and was a second team Academic All-Big 12 performer following his sophomore season. After two years with the Bears, Brigham transferred to Furman where he etched his name into the record book from 2002-03.

He led the Paladins in rushing in both 2002 and 2003, which included rushing for 1,042 yards and five touchdowns in 2003. In addition to being named a team captain for the 2003 season, he was also honored as a second team All-Southern Conference running back for his efforts during the 2003 campaign.

Brigham was also bestowed the John Bagwell Offensive Back Award by the Furman coaching staff for the '03 season. For his career, Brigham compiled nine 100-yard rushing games, and currently ranks 11th all-time with 2,034 rushing yards. Brigham capped off his college career with a 145-yard and one touchdown performance in a 63-21 victory over Chattanooga.

In 2007, Brigham coached running backs at Birmingham Southern under head coach Joey Jones, where he led a unit that amassed 1,833 rushing yards and 16 touchdowns during the Panthers return to the gridiron following a 68-year hiatus.

From 2010-11, Brigham was an English teacher at Cornerstone Schools of Alabama while also coaching soccer and basketball. He returned to his Alma Mater of Mountain Brooke in 2012 where he coached running backs for one year.

He graduated from Furman in 2003 with a degree in political science and earned his second degree in English from the University of Montevallo in 2015.

Brigham and wife Erin reside in Vestavia Hills, Ala., and have one daughter, Dorothy Jean.

» COACHING CAREER

| Year | School | Position |
|---------|---------------------|-------------------|
| 2007 | Birmingham Southern | Running backs |
| 2012 | Mountain Brook | Running backs |
| 2016-17 | UAB | Offensive Analyst |



» THE BRIGHAM FILE

Born: August 12, 1980

Wife: Erin

Children: Dorothy Jean

Education: Texas, 1980

Hometown: Mountain Brook, Ala.





TREY CLARK

OFFENSIVE LINE

FIRST SEASON AT UAB SOUTH ALABAMA '12

MEDIA

TEAM

STAFF

PLAYERS

HISTORY

GREATER BHAM



Trey Clark, who helped guide Jacksonville State to the 2015 FCS national title game, was named UAB's offensive line coach in June of 2016.

Clark joined the Blazers after three years at JSU where the Gamecocks experienced unprecedented success during that time.

Clark served as a graduate assistant in 2013 under current UAB head coach Bill Clark and helped JSU finish 11-4 en route to reaching the quarterfinals of the FCS playoffs, marking the school's first-ever victories in the NCAA Division I playoffs.

He was then promoted to offensive line coach in 2014 and the team was a combined 23-4 in his two years overseeing that unit.

Most notably, Clark helped the Gamecocks reach the FCS national championship game with an offensive line that paved the path for an offense that averaged 38.9 points per game.

Clark's offensive line blocked for quarterback Eli Jenkins who put up record-setting numbers, including 2,788 passing yards and 1,161 rushing yards with 36 combined touchdowns. JSU had two 1,000-yard rushers in 2015, including Troymaine Pope who gained 1,788 yards and had 19 touchdowns.

As a player, Clark was an inaugural member of South Alabama's football program and played center for the Jags from 2009-12. In his time with USA, the Jags were a combined 25-15 overall.

Clark is engaged to Lauren Roberts.

» COACHING CAREER


| Year | School | Position |
|---------|--------------------|--------------------|
| 2013 | Jacksonville State | Graduate Assistant |
| 2014-15 | Jacksonville State | Offensive Line |
| 2016 | UAB | Offensive Line |



» THE CLARK FILE

Born: September 21, 1988
Education: South Alabama, 2012
Hometown: Montgomery, Ala.





CASEY WOODS

INSIDE WRs/TIGHT ENDS

FIRST SEASON AT UAB
TENNESSEE '07

Casey Woods joined the UAB coaching staff in January of 2016 and is in his second season as the inside wide receivers and tight ends coach.

Prior to joining the Blazers, Woods spent three years as the Director of Player Personnel at Auburn University from 2013-15. During his time at Auburn, the Tigers amassed a record of 27-13, which included a run to the national title game in 2013 and a 12-2 overall record.

In 2012, Woods coached the wide receivers and served as the recruiting coordinator for Arkansas State. The Red Wolves were 10-3 in Woods' lone season and won their final eight games, including a 17-13 victory over No. 25 Kent State in the GoDaddy.com Bowl.

From 2009-11, Woods was as an offensive quality control assistant at Auburn. He was a member of the 2010 national championship team led by current NFL star Cam Newton. Auburn finished the season 14-0 and defeated Oregon 22-19 in the Fiesta Bowl to claim the title.

Woods was a graduate assistant at his alma mater, the University of Tennessee, in 2008. He played in 41 games for the Vols from 2003-07 as a wide receiver and holder. In his five seasons in Knoxville, the Vols went 44-20 overall and had three 10-win seasons.

Woods is a native of Starkville, Mississippi, and played his high school ball at Starkville Academy.

He and his wife Lauren have two children, daughter Waverly Grace and son Sawyer.

» COACHING CAREER

| Year | School | Position |
|---------|----------------|---------------------------|
| 2009 | Tennessee | Graduate Assistant |
| 2009-11 | Auburn | Quality Control |
| 2012 | Arkansas Staet | Wide Receivers |
| 2013-15 | Auburn | Dir. of Player Personnel |
| 2016 | UAB | Wide Receivers/Tight Ends |



» THE WOODS FILE

Born: May 15, 1983

Wife: Lauren

Children: Waverly Grace and Sawyer

Education: Tennessee, 2007

Hometown: Starkville, Miss.





LARRY SMITH

OUTSIDE WIDE RECEIVERS

FIRST SEASON AT UAB VANDERBILT '11

Larry Smith joined the UAB coaching staff in the January of 2016 and is in his second season as the outside wide receiver's coach.

Prior to joining the Blazers, Smith spent 2013-15 coaching at Jacksonville State. He worked under current UAB head coach Bill Clark in 2013 as a graduate assistant, then spent 2014-15 as the quarterback's coach.

In 2015, Smith helped JSU quarterback Eli Jenkins earn All-America honors as Jenkins compiled nearly 4,000 yards and 36 touchdowns. The Gamecocks reached the Football Subdivision National Championship game for the first time in program history.

Smith played quarterback at Vanderbilt University from 2007-11 and started 27 games in his career. As a senior, he led the Commodores to a 4-2 start before suffering an injury which held him out until the AutoZone Liberty Bowl. Additionally, he started nine games as a junior, 11 games as a sophomore and one game as a freshman (Music City Bowl).

Smith is a 2011 graduate of Vanderbilt and earned his degree in human and organizational development.

Smith played for UAB head coach Bill Clark at powerhouse Prattville High School and was named Mr. Football in Alabama as a senior in 2006 after leading the Lions to a perfect 15-0 record and the 6A state title.

Smith was 39-2 as a starter with no regular-season losses at Prattville and finished with a school record 6,011 passing yards and 54 touchdowns.

» COACHING CAREER

| Year | School | Position |
|---------|--------------------|--------------------|
| 2013 | Jacksonville State | Graduate Assistant |
| 2014-15 | Jacksonville State | Quarterbacks |
| 2016 | UAB | Wide Receivers |



» THE SMITH FILE

Born: February 22, 1989
Education: Vanderbilt, 2011
Hometown: Prattville, Ala.



MEDIA

TEAM

STAFF

PLAYERS

HISTORY

GREATER BHAM





KYLE TATUM

DEFENSIVE LINE

FIRST SEASON AT UAB
ALABAMA '06

Kyle Tatum was named UAB's defensive line coach in February of 2017 following his time as the Blazers' strength and conditioning assistant since the Fall of 2016.

Tatum began his coaching career as a graduate assistant at Texas State from 2011-2012 under the direction of head coach Dennis Franchione. In 2012, he coached the tight ends and was subsequently promoted to defensive tackles coach from 2013-2015.

During the 2013 season, defensive lineman Michael Odiari was named Third Team All-Sun Belt. Odiari tripled his sack output between his junior and senior seasons, finishing with 9.0, and was recognized as a unanimous First Team All-Sun Belt Conference defensive lineman. The Bobcats' defense finished the year with 28 sacks, averaging 2.25 per contest, good for 61st nationally. The 2014 unit also boasted linebacker David Mayo, who was honored as the Sun Belt Defensive Player of the Year, in addition to second team selections Craig Mager (linebacker) and David Mims (defensive back).

Prior to entering the coaching profession, Tatum was a four-year varsity football letterman at the University of Alabama from 2002-2006, contributing his efforts to both the offensive and defensive lines. For his standout efforts in the classroom, he earned 2003 Academic All-SEC honors. After racking up 14 tackles during his redshirt freshman year, Tatum transitioned to the offensive line in 2004, starting nine games and 739 snaps at right tackle.

He proceeded to start all 12 games in 2005, again at right tackle, which included a 13-10 victory over Texas Tech in the Cotton Bowl, and was recognized as an honorable mention All-SEC offensive lineman. Tatum finished with 16 knockdown blocks during the 2006 season.

Tatum attended Prattville High School in Prattville, Ala., where he had a stellar prep career under the leadership of Bill Clark. Tatum, considered a high school All-American according to numerous publications, was a Birmingham News Dandy Dozen pick his senior year in addition to receiving honorable mention All-State honors. He led the Lions to the quarterfinals of the Class 6A state playoffs his senior year, which ended in a 17-14 defeat to eventual state champion Daphne.

He graduated from Alabama in 2006 with a degree in business management.

» COACHING CAREER

| Year | School | Position |
|---------|-------------|-------------------------|
| 2011-12 | Texas State | Tight Ends |
| 2013-15 | Texas State | Defensive Tackles |
| 2016 | UAB | Strength & Conditioning |



» THE TATUM FILE

Born: June 10, 1983
Education: Alabama, 2006
Hometown: Prattville, Ala.





BRIAN WILLIAMS

LINEBACKERS

FIRST SEASON AT UAB
FLORIDA A&M '03

MEDIA

TEAM

STAFF

PLAYERS

HISTORY

GREATER BHAM



Brian Williams is in his second year at UAB and is responsible for coaching the linebackers. He joined the UAB coaching staff in January of 2016.

Prior to UAB, Williams was most recently at the University of Georgia in 2015 as the player relations director for the Bulldogs' defense. Before that, he was on staff at Florida State for two years as a defensive analyst and was a part of the Seminoles' 29-game winning streak which included capturing the 2013 National Championship.

The Florida State defense finished the 2013 season allowing just 12.1 points against, anchored by linebackers Telvin Smith and Reggie Northrup. Smith led the team with 90 tackles and 9.5 TFL. Williams contributed to FSU's defense that ranked second in total defense, first in passing defense and third in rushing defense.

Williams had a very successful high school coaching career before jumping to the collegiate level. His first coaching stop was at Rickards High School in Tallahassee. He then returned to his alma mater of Miami Carol City High School where he spent seven years coaching football and teaching math and special education.

After one year in Georgia, Williams moved back to Tallahassee to begin a three-year stint at Godby High School as the Defensive Coordinator. Williams helped Godby win the Florida state title in 2012 as the Cougars finished with an overall record of 15-1.

Williams played high school ball at Miami Carol under legendary Florida coach Walt Frazier. He earned a scholarship at Albany State University in Georgia and then transferred to Florida A&M where he finished his college degree.

Williams is married to the former Diasha Walker.

» COACHING CAREER

| Year | School | Position |
|---------|------------------|---------------------------|
| 1999-01 | Rickards | Linebackers |
| 2002-08 | Miami Carol City | Defensive Coord./DL |
| 2009 | Northeast | Defensive Line |
| 2010-12 | Godby | Defensive Coord. |
| 2013-14 | Florida State | Defensive Analyst |
| 2015 | Georgia | Player Relations Director |
| 2016 | UAB | Linebackers |



» THE WILLIAMS FILE

Born: May 8, 1977
Wife: Daisha
Education: Florida A&M, 2003
Hometown: Miami, Fla.





BLAKE SHRADER

CORNERBACKS

FIRST SEASON AT UAB
AUBURN '08

Blake Shrader is in his second year as the cornerback's coach at UAB and returned to the Blazers' coaching staff in January of 2016. This is Shrader's second stint with the UAB football program.

Shrader was a part of UAB's remarkable turnaround in 2014 as he helped first year head coach Bill Clark and the Blazers reach bowl eligibility for the first time since 2004. Shrader served as the director of player personnel that season.

Prior to his return to Birmingham, Shrader spent the 2015 season as a quality control coordinator at the University of Georgia. The Bulldogs were 10-3 in 2015 and capped their season with a 24-17 victory over Penn State in the Taxslayer Bowl.

Shrader's first full-time appointment came in 2013 with Bill Clark at Jacksonville State as the cornerback's coach. In his lone season with the Gamecocks, JSU went 11-4 and reached the quarterfinals of the FCS playoffs, marking the school's first-ever victories in the NCAA Division I playoffs.

Before JSU, Shrader was a part of Bill Clark's defensive staff at South Alabama from 2010-12 as a graduate assistant. In 2012, USA's first year in Sun Belt, the Jaguars ranked second in the league in total defense. Shrader got his coaching start at his alma mater of Auburn University as a defensive quality control assistant from 2008-09.

A highly-touted recruit out of Stevenson, Ala., Shrader played safety at Auburn from 2004-07 and graduated in 2008 with a degree in health promotion. He was an all-state performer for North Jackson High School both as a junior and senior.

Shrader is married to the former Shanda Thomas.

» COACHING CAREER

| Year | School | Position |
|---------|--------------------|---------------------------|
| 2008-10 | Auburn | Defensive Quality Control |
| 2011-12 | South Alabama | Graduate Assistant |
| 2013 | Jacksonville State | Cornerbacks |
| 2014 | UAB | Dir. of Player Personnel |
| 2015 | Georgia | Quality Control |
| 2016 | UAB | Cornerbacks |



» THE SHRADER FILE

Born: November 20, 1985

Wife: Shanda

Education: Auburn, 2008

Hometown: Stevenson, Ala.



SUPPORT STAFF



Tyler Cook
Director of Football Operations



John Neal
Assistant of Football Operations



Randy Pippin
Director of Player Relations



Heath Thomas
Director of Player Development



Jeremy Hawkins
Defensive Analyst



John Jones
Graduate Assistant - Defense



Taylor Messina
Graduate Assistant - Offense



Kolton Peavey
Graduate Assistant - Offense



Jay Simpson
Graduate Assistant - Defense



Lyle Henley
Head Strength and Conditioning Coach



Jhun Cook
Assistant Strength and Conditioning Coach



Xavier Robinson
Assistant Strength and Conditioning Coach

MEDIA

TEAM

STAFF

PLAYERS

HISTORY


GREATER BHAM



STAFF



CAM BLANKENSHIP
Assistant Strength and Conditioning Coach



ROBERT "BOO" SMITH
Recruiting Intern



HUNTER MULLINS
Special Teams Intern



SHANNON RITCH
Football Administrative Assistant




JIM HILYER
Special Assistant to the Head Coach




TAVON ARRINGTON
FCA Representative



DAN SPRINGER
Head Football Athletic Trainer



ASHLEY DELK
Nutritionist



GAGE WHITTEN
Director of Football Equipment



TIMOTHY ALEXANDER
Player Development Consultant



TED FEELEY
Football SID



KYLIE MURPHY
Assistant Football SID



» PLAYERS

NUMERICAL ROSTER

36-66



PLAYERS

NUMERICALLY



JONATHAN HADEN

» **WIDE RECEIVER**

1

REDSHIRT JUNIOR • 5-6 • 180
UPPER MARLBORO, MD. • FRIENDSHIP
ARIZONA/PRINCE GEORGES

• Played at Arizona for two years; played in 34 career games

PERSONAL

Son of Joseph and Zakiya Haden... Youngest of five children... Brother Joe Haden played at Florida and was a first round draft pick of the Cleveland Browns... Brothers Josh and Jordan played collegiately at Boston College and Toledo, respectively... Majoring in Communication Studies... Born December 20, 1995.



DARIOUS WILLIAMS

» **CORNERBACK**

1

REDSHIRT SENIOR • 5-10 • 180
JACKSONVILLE, FLA. • CREEKSIDE

• Was on the team in 2014... Recorded one interception, nine PBUs and 12 tackles

PERSONAL

Son of Dexter and Renita Williams... Has one brother, Dexter... Majoring in Communication and Nutrition... Born March 15, 1993



MAR'SEAN DIGGS

» **SAFETY**

2

REDSHIRT JUNIOR • 6-2 • 212
WASHINGTON, D.C. • FRIENDSHIP
IOWA WESTERN

• Earned first team NJCAA All-American recognition... Registered 20 solo tackles, and 12 assisted tackles, four of which were for a loss... Recorded four interceptions on nine games

PERSONAL

Son of Renee Ricks... Has four brothers: Aron McDonald, Stefon Diggs, Treron Diggs, and Dimitri Ricks... Has one sister, Dalaini Workman... Majoring in communications... Born December 18, 1995... Brother Stefon Diggs plays wide receiver for the Minnesota Vikings.



LUCIOUS STANLEY

» **RUNNING BACK**

2

REDSHIRT FRESHMAN • 6-0 • 215
NORTH FT. MYERS, FLA. • NORTH FT. MYERS

• Picked up 180 yards and two touchdowns on 12 carries against Island Coast... Helped team to FHSAA Class 7A quarterfinal appearance during 2014 season

PERSONAL

Son of Latoya Weaver... Has three siblings, Mi'Carro, A'Maya, and La'Taya... Majoring in Communication Studies... Born July 21, 1998.



WILL DAWKINS

» SAFETY

3

REDSHIRT SOPHOMORE • 5-10 • 200
VERO BEACH, FLA. • VERO BEACH
INDIANA

• Recorded 17 total tackles and one pass breakup during redshirt freshman campaign at Indiana in 2015

PERSONAL

Son of Nakinya Allen...Stepmom is Jodi Harvey... Born July 29, 1995.

MEDIA

TEAM

STAFF



ANDRE WILSON

» WIDE RECEIVER

3

REDSHIRT JUNIOR • 5-9 • 179
CONVERSE, TEXAS • JUDSON
TRINITY VALLEY

• Finished 2015 with 49 receptions for 853 yards and 13 touchdowns... Had four touchdowns against Tyler... Hauled in season-best 11 receptions for 136 yards and a score versus Kilgore

PERSONAL

Son of Lisa Brown... Has a sister, Tatiana, and a brother, Marcus... Majoring in Communication Studies... Born August 13, 1996.

PLAYERS

HISTORY



DONNIE LEE

» RUNNING BACK

4

REDSHIRT JUNIOR • 6-2 • 228
HARVEY, LA. • HELEN COX
ARKANSAS BAPTIST

• A defensive back with experience on both sides of the ball, Lee accounted for two forced fumbles and one fumble recovery for the Buffaloes.

PERSONAL

Full name is Donnie Wilkerson Lee Sr. ... Son of Erica Lee and Darnell Sr. ... Has two siblings: Darnell Jr., and Erica ... Born October 14, 1992 ... has one son, Donnie Jr.

GREATER BHAM



KALIN HEATH

» RUNNING BACK

5

REDSHIRT FRESHMAN • 6-2 • 176
CARTERSVILLE, GA. • CARTERSVILLE
KANSAS STATE

• Amassed 3,594 yards and 48 touchdowns during prep career... Accounted for over 1,400 yards of offense and 21 touchdowns during senior year... Named the Daily Tribune News Bartow County player of the year ... A three-star recruit by 247sports.com

PERSONAL

Son of Amanda and Joey Heath... Has three siblings, Jada, Ashley, and Brandon... Major is undecided... Born February 10, 1996.

**ZACHARY WILLIAMS**» **LINEBACKER**

5

REDSHIRT JUNIOR • 6-2 • 250
LENA, MISS. • LEAKE COUNTY
COPIAH-LINCOLN CC

• Selected for the Academic All-District 1 Team by the College Sports Information Directors of America and was a Second-Team MACJC selection after the 2014 season ... Tallied 114 total tackles, eight sacks and one interception in two seasons

PERSONAL

Son of Michael and Lucretia Williams... Has one brother, Brandon... Majoring in Kinesiology... Born March 19, 1996

**WALLY ADAMS**» **WIDE RECEIVER**

6

REDSHIRT SENIOR • 5-11 • 193
COLUMBUS, GA. • CARVER

• Was on the team in 2014 ... In 2013, Ranked sixth in the team in receptions with 11 ... Had 145 receiving yards to average 13.2 yards per catch

PERSONAL

Son of Tracey Kendall... Majoring in Marketing... Born July 28, 1992

**CHIGOZIE "CHIGO" ONYEKWERE**» **DEFENSIVE BACK**

6

REDSHIRT JUNIOR • 6-0 • 195
WASHINGTON, D.C. • FRIENDSHIP
L.A. PIERCE

• Appeared in five games as a sophomore due to injury, racking up 12 tackles, nine of which were solo

PERSONAL

Son of Victor and Oluchi Onyekwere... Has two siblings, Lisa and Victor Jr... Majoring in Communication Studies... Born January 29, 1996

**THOMAS JOHNSTON**» **LINEBACKER**

7

FRESHMAN • 6-2 • 230
SPANISH FORT, ALA. • SPANISH FORT

• All-time leading tackler in the state of Alabama (675)... Three-time All-State linebacker... Alabama Sports Writers Association 6A Lineman of the Year... AL.com Player of the Year... Senior Bowl Player of the Year... Named MVP of Alabama/Mississippi All-Star Game

PERSONAL

Son of Tyler and Trisha Johnston... Has two brothers, Tyler and Tate... Tyler, a redshirt freshman quarterback, is also a member of the Blazers... Major is undecided... Born March 17, 1998.



XAVIER UBOSI

» **WIDE RECEIVER**

7

REDSHIRT JUNIOR • 6-3 • 218
RESEDA, CALIF. • RESEDA
L.A. PIERCE COLLEGE

• Led L.A. Pierce with nine touchdown receptions... Finished with 658 yards on 31 catches

PERSONAL

Son of Hearyi and Delisa Ubosi... Has three siblings, Elizabeth, Rozland, and Kila... Majoring in Communication Studies... Born February 2, 1994.



DUKE CULVER

» **CORNERBACK**

8

REDSHIRT JUNIOR • 6-0 • 190
JACKSONVILLE, FLA. • GODBY
LOUISVILLE

• Composite three-star out of HS, rated as the 38th CB in his 2014, according to 247Sports

PERSONAL

Son of Bridget Jackson... Has one brother, Jay Vickero... Has three sisters: Brionna, De'Ondria, and Emoni... Born Auhust 15, 1995... Majoring in criminal justice



RONNIE TURNER, JR.

» **WIDE RECEIVER**

8

REDSHIRT JUNIOR • 6-4 • 190
SALINAS, CALIF. • SEASIDE
HARTNELL

• Set Hartnell school records for receptions (93), yards (1,674) and touchdowns (22) in 15 total games... One of the top Junior College prospects in the country

PERSONAL

Son of Ronald and Elena Tuner... Has three brothers: Michael, Raziel, and Emarris... Has three sisters: Analicia, Carzina, and Indura... Brother, Michael, is a quarterback for the Blazers... Majoring in Communication Studies... Born July 7, 1996.



A.J. BROOKS

» **WIDE RECEIVER**

9

REDSHIRT JUNIOR • 6-0 • 190
GILROY, CALIF. • MODESTO CHRISTIAN
GAVILAN

• Rushed for 373 yards and five touchdowns, hauled in 24 receptions for 331 yards and two touchdowns, and added 207 return yards for the Rams

PERSONAL

Son of Anthony and Calista Brooks... Has three sisters: Olivia, Karishma, and Zharia... Has three brothers: Avery, Aeneas, and Amare... Majoring in Criminal Justice... Born June 16, 1996.

MEDIA

TEAM

STAFF

PLAYERS

HISTORY

GREATER BHAM



**D.A. WILLIAMS**» **CORNERBACK**

9

REDSHIRT JUNIOR • 5-10 • 180
ST. AUGUSTINE, FLA. • ST. AUGUSTINE
IOWA WESTERN

• Appeared in 11 games recording 14 solo tackles and assisting in seven more. Also had one interception

PERSONAL

Son of Aaron Williams, and Petrina Finch... Born May 25, 1994... Majoring in Communication

**SEDERIAN COPELAND**» **WIDE RECEIVER**

10

REDSHIRT JUNIOR • 6-0 • 163
DALLAS, TEXAS • SKYLINE
TYLER

• Led the Apaches to the playoff semifinals and top-20 ranking... Named the Offensive MVP of the Southwest JC Conference... A three-star prospect and considered the No. 2 overall athlete in the state of Texas according to 247sports.

PERSONAL

Son of Cecilia Cuvlin and James Coleman... One of ten siblings: Stav, Ameila, Sededrick, Sedrick, Tony, Josh, Sedricka, Sed, and Shanteveya... Relative of current NFL wide receiver Michael Crabtree... Born September 23, 1994.

**GARRISON MITCHELL**» **SAFETY**

10

REDSHIRT SOPHOMORE • 6-0 • 200
BEAUMONT, TEXAS • CENTRAL MEDICAL MAGNET
BLINN

• Hauled in seven touchdown receptions and amassed 602 receiving yards... Had season-best 141 yards on just five receptions versus Trinity Valley

PERSONAL

Son of Tony and Robert Mitchell... Youngest of four brothers, Robert and Deajan Mitchell, and Xavier Brooks... Majoring in Criminal Justice... Born December 22, 1995.

**DAVID AcFALLE**» **CORNERBACK**

11

FRESHMAN • 6-0 • 190
TRUSSVILLE, ALA. • HEWITT-TRUSSVILLE

• Helped Hewitt-Trussville go 11-1 as a senior and earn the No. 2 overall seed in Class 7A playoffs... Had 150 tackles, 115 which were solo... As a senior, had 49 tackles (42 solo) with 10 pass breakups, a sack and an interception

PERSONAL

Son of Ria and Tom Callens and Phillip Freeman... Has two sisters: Kaya AcFalle and Christiana Callens... Born April 21, 1999... Plans to major in Business



A.J. ERDELEY

» **QUARTERBACK**

11

REDSHIRT JUNIOR • 6-4 • 220
 CUMMING, GA. • WEST FORSYTH
 MIDDLE TENNESSEE • MISSISSIPPI GULF COAST

• Played in five games for MT... Finished with seven carries for 29 yards and one touchdown ... Transferred to Mississippi Gulf Coast his sophomore season

PERSONAL

Son of Greg and Wendy Erdely... Has one sister, Nikki... Majoring in Sociology... Dad played lacrosse at St. Johns, and sister played lacrosse at Jacksonville State... Born August 23, 1994



KYLEN BINN

» **TIGHT END**

12

REDSHIRT JUNIOR • 6-6 • 245
 COLUMBIA, S.C. • BLYTHEWOOD
 SC STATE • HUTCHINSON

• Played in 11 games throwing for 17 touchdowns and rushing for three... Member of the 2014 Jayhawk Conference Championship Team

PERSONAL

Son of Terri Binn... Has one brother, Kyle... Majoring in African-American Studies... Born December 8, 1994



GRAYSON CASH

» **DEFENSIVE BACK**

12

FRESHMAN • 6-0 • 190
 TRUSSVILLE, ALA. • HEWITT-TRUSSVILLE

• Rushed for 1,193 yards on 171 carries for Hewitt-Trussville, good for an average of 99.4 yards per game... Had 20 rushing touchdowns and 27 total touchdowns ... Helped the Huskies to an 11-1 overall record and the No. 2 seed in the Class 7A playoffs

PERSONAL

Son of Michael and Natalie Cash ... Has one sibling, Bailey ... Born October 23, 1998 ... Plans to major in Industrial Distribution



NOAH JONES

» **DEFENSIVE LINE**

13

REDSHIRT JUNIOR • 6-4 • 245
 FT. LAUDERDALE, FLA. • DILLARD
 MICHIGAN STATE • PEARL RIVER CC

• Signed with Michigan State out of high school and redshirted his freshman year... Played in seven games at Pearl River recording 13 tackles and 0.5 sacs

PERSONAL

Son of Kelly Johnson... Has four siblings: Bryshay, Jayden, Malakhi, and Shamah... Majoring in Communication Studies... Born May 9, 1995

**COLLIN LISA**» **WIDE RECEIVER**

13

REDSHIRT JUNIOR • 5-10 • 166
ALPHARETTA, GA. • CHATTAHOOCHEE
BUFFALO

• Was on the team in 2014 ... Transferred back to UAB after spending one season at Buffalo where he had 31 receptions for 325 yards and two touchdowns.

PERSONAL

Son of Kimberly and Gary Lisa... Has three siblings, Nolan, Blake and Trevor... Dad played Hockey at Vermont... Majoring in Criminal Justice.

**DYJONN TURNER**» **CORNERBACK**

14

FRESHMAN • 5-11 • 205
FLORENCE, ALA. • FLORENCE

• Standout three year starting cornerback at Florence (Ala.) ... Played for coach Jason Wallace... Tallied 58 tackles, three interceptions and 10 pass breakups as a senior... Twice recognized as a member of the Times Daily All-Area team.

PERSONAL

Son of Billie and the late Robert Turner... Has four siblings: Angel, Robert, Roberto, and Sandra... Major is undecided... Born March 12, 1998.

**JOSEPH WILLIS**» **QUARTERBACK**

14

REDSHIRT SOPHOMORE • 6-5 • 225
PHILADELPHIA, MISS. • MADISON CENTRAL
EAST MISSISSIPPI

• Redshirted in 2014 as the Lions finished a perfect 12-0 and won the national championship... Led team to an 8-1 record as a sophomore. In HS, was an honor student that sustained a 4.0 GPA... Named All-Metro, and was on State all-star team... Received Nike SPARQ MVP for QBs honor award

PERSONAL

Son of Allison and Walt Willis... Has one sister, Caroline Willis... Majoring in Biomedical Engineering... Born September 19, 1995.

**DEMETRIUS DAVIS**» **WIDE RECEIVER**


15

REDSHIRT FRESHMAN • 5-11 • 171
BIRMINGHAM, ALA. • HUFFMAN

• A three-star prospect according to 247sports.com ... Compiled 1,200 rushing yards, 700 receiving yards, and 21 total touchdowns his junior season.

PERSONAL

Son of Cynthia Williams... Has two brothers, Dearrius Nelson and Daequan Williams... Majoring in Communication Studies... Born January 1, 1998.



MICHAEL TURNER

» **QUARTERBACK**

16

REDSHIRT JUNIOR • 6-3 • 215
SALINAS, CALIF. • SEASIDE
HARTNELL

• Three-star receiver from Hartnell College... Played in seven games with the Panthers, totaling 755 yards of offense... Caught 49 passes and scored 10 touchdowns

PERSONAL

Son of Ronald and Elena Tuner... Has three brothers: Ronnie, Raziell, and Emarricis... Has three sisters: Analicia, Carzina, and Indura... Majoring in Psychology... Born December 28, 1994... Brother, Ronnie, is a wide receiver for the Blazers



TYLER JOHNSTON III

» **QUARTERBACK**

17

REDSHIRT FRESHMAN • 6-1 • 215
SPANISH FORT, ALA. • SPANISH FORT

• A three-star prospect according to 247sports.com, rated the # 48 dual-threat quarterback in America... Three-year starter... Led the Toros to two state championships (2013, 2015)... Awarded the 6A Back of the Year by the ASWA in 2015... Named "Super 12" member in '13 and '15

PERSONAL

Son of Tyler and Trisha Johnston... Has two brothers, Thomas and Tate... Thomas, a freshman linebacker, is also a member of the Blazers... Majoring in Business... Born January 30, 1997.



JORDAN PETTY

» **CORNERBACK**

17

REDSHIRT JUNIOR • 5-9 • 190
FLORENCE, ALA. • FLORENCE

• In 2014, appeared in 11 game for the Blazers... Had 29 tackles, one interception, one forced fumble and four pass breakups as a sophomore.

PERSONAL

Son of Ollie and Dianne Petty... Has one brother, Josh... Majoring in Healthcare



QUANTE BONE

» **CORNERBACK**

18

REDSHIRT SENIOR • 5-11 • 160
HUNTSVILLE, ALA. • MADISON COUNTY
UT MARTIN

• Began collegiate career at UT Martin under Coach Jason Simpson

PERSONAL

Son of Shannette Bone... Has one brother, Tyrell... Has two sisters: Alajzha and TaTyana... Majoring in General Studies... Born June 22, 1994.

MEDIA

TEAM

STAFF

PLAYERS

HISTORY

GREATER BHAM



**JEREMY JOSEPH**» **DEFENSIVE LINE**

18

REDSHIRT JUNIOR • 6-7 • 235
 AUBURN, ALA. • LEE-SCOTT ACADEMY
 EASTERN ILLINOIS

• Redshirted his freshman season before transferring to UAB. As a senior was named an All-Area first team member, passing for 904 yards with nine touchdowns... Rushed for 483 yards with seven touchdowns... Named AISA All-Star as a senior

PERSONAL

Son of James and Lora Joseph... Has one brother, Jonathan... Has one sister, Jamey... Majoring in Biology... Father played football for Auburn and then the Philadelphia Eagles and Cincinnati Bengals

**NICK VOGEL**» **KICKER**

19

REDSHIRT SOPHOMORE • 5-10 • 185
 JACKSONVILLE, FLA. • MANDARIN

• Redshirted 2014 at UAB

PERSONAL

Son of Bill and Pauline Vogel... Has one brother, Max... Majoring in Industrial Distribution... Born December 23, 1995... Grandfather Mike Galifianakis played football at North Carolina, Uncle Harry Galifianakis played football at NC State.

**DARRYL WATERS**» **DEFENSIVE LINE**

19

REDSHIRT SENIOR • 6-4 • 255
 NORFOLK, VA. • MAURY
 MT. SAC • L.A. PIERCE • COFFEYVILLE CC

• Accounted for 67 total tackles, including 29 for a loss, in addition to 12 sacks and three forced fumbles... Originally signed with the University of Memphis out of high school.

PERSONAL

Son of Felicia Waters... Has three siblings, Larry, Desi, and Raheem Waters... Majoring in Communication Studies... Born April 2, 1991.

**BROCK MCCOIN**» **WIDE RECEIVER**

20

REDSHIRT SENIOR • 6-0 • 174
 LIVINGSTON, TENN. • LIVINGSTON ACADEMY
 TENNESSEE TECH

• In the 2015 season, became the only player in NCAA Division I (FBS and FCS) in the past 20 years to accomplish a 100-yard rushing game, 200-yard passing game and 200-yard receiving game in the same season

PERSONAL

Son of Danny and Rhonda McCoin... Has three siblings: Brittany, Brannon, and Brilee... Majoring in Sociology... Born August 26, 1994.



KRISTOPHER MOLL

» **LINEBACKER**

20

FRESHMAN • 6-1 • 205

CORAL GABLES, FLA. • CORAL GABLES

• Class 8A All-State Team as a senior... Named First Team All-Miami Dade... Led Coral Gables to an 11-2 overall record as a senior... Had 133 total tackles, 17 TLFs, seven sacks and two pass breakups

PERSONAL

Son of Stephanie Perez... Has four siblings: Nicoles, Priscilla, Kansuke, and Kaylany... Majoring in Physical Therapy... Born August 19, 1999.

MEDIA

TEAM

STAFF



MARC JONASSAINT

» **SAFETY**

21

REDSHIRT JUNIOR • 6-2 • 200

MIAMI, FLA. • UNION GROVE

L.A. PIERCE

• Played two seasons at Los Angeles Pierce Community College as a safety... Recorded 33 total tackles, including 19 during the 2015 season

PERSONAL

Son of Jovette Jonassaint... Has two sisters: Madina, and Sabrina... Majoring in Communication Studies... Born August 2, 1994.

PLAYERS

HISTORY



BRODERICK THOMAS

» **CORNERBACK**

22

REDSHIRT JUNIOR • 5-9 • 190

WEST COLUMBIA, TEXAS • COLUMBIA

CISCO

• Accumulated 56 total tackles, two interceptions, and two pass breakups for the Wranglers... Also accounted for three blocked kicks

PERSONAL

Son of Rodney Thompson and Dana Thomas... Has two sisters: Brytany and Brandy... Has one brother: Brodney... Uncle, Emmitt Thomas, is the defensive backs coach for the Kansas City Chiefs... Born December 18, 1994... Majoring in Communications Management... Born July 28, 1995.

GREATER BHAM



TEVIN CREWS

» **LINEBACKER**

23

REDSHIRT SENIOR • 6-2 • 230

TUSCALOOSA, ALA. • BIBB COUNTY

• Began his career at UAB in 2011... In 2014, appeared in all 12 games for the Blazers... Finished with 33 tackles, including three for loss, two sacks, two quarterback hurries, and a forced fumble

PERSONAL

Son of Douglas and Latonia Kersh... Has two brothers: Stevie Crews and Maleake Kersh... Has one sister, Latrivia Kersh... Majoring in Business Management... Born May 26, 1992.

**KEVIN DAVIS**» **WIDE RECEIVER**

23

FRESHMAN • 6-0 • 190
 HESPERIA, CALIF. • OAK HILLS

• A composite three-star prospect according to 247sports.com... Considered the 25th best wide receiver in the western U.S. by Scout.com... Ranked 19th in California... Held offers from UCLA, UNLV, and Wyoming, among others.

PERSONAL

Son of Kevin and Melissa Davis... Has one sister, Aaliyah... Majoring in Communications... Born June 18, 1999... Chose UAB over UCLA, UNLV and UT Martin.

**T.K. LOWE**» **SAFETY**

24

REDSHIRT SENIOR • 5-9 • 190
 TULSA, OKLA. • BOOKER T. WASHINGTON

• Won 6A Oklahoma State Championship sophomore year... Played in four games recording 48 tackles, five pass break ups, two forced fumbles, and three fumble recoveries his senior year... Carried a 4.24 GPA and graduated with honors

PERSONAL

Son of Rashid and Dawn Lowe... Has two sisters: Porsha, and Malika... Majoring in Marketing... Born February 18, 1995.

**JAMES NOBLE III**» **RUNNING BACK**

24

REDSHIRT JUNIOR • 5-7 • 180
 BARSTOW, CALIF. • BARSTOW
 FRESNO STATE • CHAFFEY

• Signed with Fresno State out of Barstow, Calif... Transferred to Chaffey College, where he rushed for 700 yards in 10 games.

PERSONAL

Son of James and Sylvia Noble... Has a brother, James II, and a sister, Tyresha... Majoring in Criminal Justice... Born February 17, 1995.

**CRAIG KANYANGARARA**» **LINEBACKER**

25

REDSHIRT JUNIOR • 6-0 • 235
 LYNN, MASS. • LYNN CLASSICAL
 SCOTTSDALE

• Three-star prospect... Recorded a total of 98 tackles... 22 tackles for losses... and 10 sacks with three forced fumbles.

PERSONAL

Son of Sharon Tuli Kanyangarara... Has one sibling, Fadzie Samupunga... Majoring in Business Management... Born July 9, 1992.



TREY WHITMORE

» **RUNNING BACK**

25

REDSHIRT FRESHMAN • 5-10 • 191
ALBERTVILLE, ALA. • ALBERTVILLE
TROY

• Over the course of his junior and senior seasons he played in 20 games, carrying the ball 182 times for 1,173 yards, and scored 15 touchdowns... Recorded 16 receptions for 175 yards

PERSONAL

Son of Drew and Shani Whitmore... Majoring in Biology... Born May 6, 1997.

MEDIA

TEAM

STAFF



CHRIS WOOLBRIGHT

» **LINEBACKER**

27

REDSHIRT JUNIOR • 6-3 • 230
BROOKLYN, N.Y. • LAFAYETTE
FRESNO CITY

• Played for Coach Tony Cavliga... Named All-District both years and All-State sophomore year at Fresno City.

PERSONAL

Son of Geraldine Woolbright... Born Oct. 31, 1994... Majoring in Communication Studies.

PLAYERS

HISTORY



SPENCER BROWN

» **RUNNING BACK**

28

FRESHMAN • 6-0 • 235
KIMBERLY, ALA. • MORTIMER JORDAN

• Named All-Birmingham First Team as a senior... Rushed for 1,972 yards on 304 carries (6.5/YPC)... Had 2,117 all-purpose and tallied 33 total touchdowns... Had six 100-yard rushing games.

PERSONAL

Son of Spencer and Taminka Brown... Has two brothers: Terrel and Kristopher... Has a sister, Desiree... Born November 13, 1998.

GREATER BHAM



NICK HOLMAN

» **LINEBACKER**

28

REDSHIRT SOPHOMORE • 6-1 • 235
MADISON, ALA. • BOB JONES
USF

• Played two years at USF... Appeared in 11 games in 2015... totaled five tackles and one pass break-up... recorded a tackle at Maryland, against Syracuse and SMU. Out of HS, was a three-star prospect according to 247sports.com... Ranked No. 31 overall in Alabama.

PERSONAL

Son of Kim Haines and Mark Holman... Has one brother, Andrew Holman... Born March 6, 1996... Cousin is Lucas Black, an actor known for his roles in Friday Night Lights and Fast and Furious: Tokyo Drift

UABSports.com // @UAB_FB

**CLAY TEMPLETON**

» SAFETY

29

REDSHIRT JUNIOR • 6-0 • 185

GADSDEN, ALA. • WESTBROOK CHRISTIAN

JACKSONVILLE STATE

- Played for Jacksonville State under Bill Clark and John Grass his freshman and sophomore seasons... A member of the 2014 Ohio Valley Conference Team.

PERSONAL

Son of Farlie and Lisa Templeton... Has one sister, Spenser... Majoring in Biomedical Sciences... Born December 29, 1994.

**KYLE HARRELL**

» RUNNING BACK

30

FRESHMAN • 6-1 • 205

CALERA, ALA. • CALERA

WEST POINT PREP

- Helped team to three consecutive AHSAA Class 5A playoff appearances... Had 145 rushes for 1,464 yards and 18 touchdowns his senior year... Also lettered in baseball.

PERSONAL

Son of Yolanda and Marvin Harrell... Has two brothers: Tyler and Conner... Born April 2, 1998.

**CHRIS MORGAN**

» SAFETY

24

REDSHIRT SENIOR • 6-0 • 188

BATON ROUGE, LA. • CATHOLIC HIGH

UL LAFAYETTE • L.A. PIERCE • LA VALLEY

- Signed with Louisiana Lafayette originally... Transferred to Los Angeles Valley... Named First Team All-Conference, Second Team All-State... Junior College All American Game Invitee, named MVP of the game.

PERSONAL

Son of Gerard Morgan and Kimberly Holmes... Has one brother, Darius... Has three sisters: Elise, D-D, and Natalie... Majoring in Communication Studies... Born October 12, 1993.

**KRISTIAN COTTON**

» WIDE RECEIVER

31

REDSHIRT SOPHOMORE • 5-8 • 165

SPANISH FORT, ALA. • SPANISH FORT

BUTLER CC

- Did not record any stats before transferring to UAB from Butler CC... Out of HS, Named to the 2014 Alabama-Mississippi All-Star game... A second-team Class 6A all-state member as voted on by the Alabama Sportswriters Association.

PERSONAL

Son of Robbye and Rufus Cotton... Has two siblings, Kynjee and Kylan... Majoring in Computer Science... Born March 17, 1997.



DERRICK GREGORY

» **CORNERBACK**

31

REDSHIRT SENIOR • 6-2 • 192
McCALLA, ALA. • BROOKWOOD
ALLAN HANCOCK

• Appeared in 10 games registering 19 solo tackles and assisting in seven more.

PERSONAL

Son of Derrick Gregory... Majoring in Kinesiology... Cousin Rebenekia Smith plays basketball at FIU... Born April 15, 1994.

MEDIA

TEAM

STAFF



LUKE BRASHER

» **LINEBACKER**

32

REDSHIRT FRESHMAN • 6-0 • 220
PELL CITY, ALA. • PELL CITY

• Helped Panthers to first round playoff appearances during junior and senior seasons... Contributed at both linebacker and running back.

PERSONAL

Son of Paul and Laurie Brasher... Has one brother, Seth... Has one sister, Anna... Majoring in Kinesiology... Born October 17, 1997.

PLAYERS

HISTORY



CARLOS STEPHENS

» **RUNNING BACK**

32

REDSHIRT FRESHMAN • 5-7 • 190
ALABASTER, ALA. • THOMPSON

• Played for coaches Mark Freeman and Mike Montgomery at Thompson (Ala.) High School... Had a 70-yard touchdown reception in win over McAdory.

PERSONAL

Son of London and Carlos Stephens... Has three siblings, Dekarlos, Sordell, and Shae... Majoring in General Studies... Born January 21, 1998.

GREATER BHAM



BRONTAE HARRIS

» **CORNERBACK**

#33

REDSHIRT FRESHMAN • 5-10 • 172
CULLMAN, ALA. • CULLMAN
ALABAMA A&M

• Honored as an All-Area first team member by the Cullman Times for his efforts in basketball following the 2015 season... All-time leading scorer in Cullman County Basketball history... Was an honorable mention All-State running back in 2013 while at Hanceville.

PERSONAL

Son of Charlotte and Roger Harris... One of five children, which includes brothers Brayden and Brycen, and sisters Brooklyn and Bryleigh... Majoring in Accounting... Born November 8, 1996.

UABSports.com // @UAB_FB

**TROVELL WOMACK**

» SAFETY

34

REDSHIRT SOPHOMORE • 5-10 • 179
 JACKSONVILLE, FLA. • ATLANTIC COAST
 LIVINGSTONE

- Recorded three total tackles over the duration of the season at Livingstone ...

PERSONAL

Son of Jerome and Kimberly Womack... Has one brother, Trent... Has one sister, Tiahna... Relative of the late musician Bobby Womack... Majoring in Kinesiology... Born May 28, 1995.

**CHASE BILES**

» SAFETY

35

REDSHIRT FRESHMAN • 5-10 • 178
 LOCUST FORK, ALA. • LOCUST FORK

- Played for coach Chris Musso... Helped lead team to 8-3 record and first-round playoff appearance during 2014 season.

PERSONAL

Son of Natasha and Brian Biles... Majoring in Physical Education... Has a sister, Natasha, and a brother, Brian... Born September 10, 1997.

**X-ZAVIER MORRIS**

» WIDE RECEIVER

36

REDSHIRT JUNIOR • 5-7 • 169
 PRICHARD, CALIF. • VIGOR

- A member of the 2014 season... Enters is redshirt junior campaign

PERSONAL

Son of Katina Barron... Has one brother, Roverters... Has one sister, Sylvia... Majoring in Kinesiology... Born May 12, 1991.

**IRVING ADAMS**

» SAFETY

37

REDSHIRT JUNIOR • 5-10 • 192
 FLORENCE, ALA. • FLORENCE
 ARKANSAS STATE

- Redshirted at Arkansas State in 2013

PERSONAL

Son of Cedric and Carolyn Adams... Brother, Roland, plays running back at Samford... Also has a sister, Madison... Majoring in History... Born October 17, 1994.



JOEL DIXON

» **KICKER**

37

REDSHIRT SOPHOMORE • 6-2 • 204
MELBOURNE, AUSTRALIA • BRIGHTON GRAMMER
SAN JOAQUIN DELTA

• Ranked as the third best junior college punter in the state by 247sports.com... Averaged 34.2 yards per punt, including a long of 57 yards.

PERSONAL

Son of Wayne and Michelle Dixon... Has one brother, Wade... Majoring in Marketing... Born July 7, 1991.



JAMAAL MORRIS

» **LINEBACKER**

38

REDSHIRT FRESHMAN • 6-1 • 240
MADISON, ALA. • JAMES CLEMENS

• Rated the # 116 inside linebacker by 247sports.com... Tallied 52 total tackles, four for loss, and one fumble recovery his junior year... Led the Jets to first playoff appearance in 2014.



HAYDEN PITTMAN

» **TIGHT END**

38

REDSHIRT FRESHMAN • 6-4 • 235
SPANISH FORT, ALA. • SPANISH FORT

• Helped Toros to a perfect 15-0 record and AHSAA Class 6A state championship in 2015... Amassed a season-high eight receptions for 107 yards and a score during playoff win over Opelika... Finished the season with 33 receptions for 675 yards and three touchdowns

PERSONAL

Son of Dena Pittman... Has a sister, Whitney... Major is undeclared... Born May 6, 1998.



JACOB FUQUA

» **LONG SNAPPER**

#39

REDSHIRT FRESHMAN • 6-2 • 228
WILLIAMSON, GA. • PIKE COUNTY

• Played for coach Brad Webber at Pike County (Ga.) High School... Named a scholar-athlete for maintaining a GPA above a 3.75.

PERSONAL

Son of Greg and Lisa Fuqua... Has one brother, Jarrod, who is also a member of the Blazers' football team, and one sister, Katie... Majoring in History... Born September 28, 1997.

MEDIA

TEAM

STAFF

PLAYERS

HISTORY

GREATER BHAM



**ALEC MARSCH**» **WIDE RECEIVER****# 39**

REDSHIRT FRESHMAN • 6-0 • 184
HOMEWOOD, ALA. • HOMEWOOD

• Led team to second round of Ala. Class 6A playoffs, falling to eventual state champion Clay-Chalkville 40-39... Finished prep career with 765 receiving yards on 76 receptions, including five touchdowns.

PERSONAL

Son of Sharon and Andy Marsch... Has three brothers, Andy, Adam and Aron... Majoring in Accounting... Born July 28, 1997.

**MORGAN COSTON**» **KICKER****# 40**

REDSHIRT FRESHMAN • 5-10 • 177
LEEDS, ALA. • LEEDS

• Recorded a 74-yard punt during 2013 contest... Named second-team All-State by the ASWA in 2015... Helped Green Waave to a 13-2 record and Class 4A state championship in 2015... Selected to the North-South All-Star game.

PERSONAL

Son of Christy McCorkell and Richard Coston... Has three sisters: Allyson, Lauren, and Whitney... Has one brother, Garret... Majoring in Kinesiology... Born September 9, 1997.

**JALEEN THOMAS**» **RUNNING BACK****# 40**

REDSHIRT FRESHMAN • 5-11 • 212
DOTHAN, ALA. • NORTHVIEW

• Rated the number 41 player in the state of Alabama... a three-star recruit according to 247sports.com and Scout.com

PERSONAL

Son of Lorenzo and Teresa Thomas... Has three brothers: Roderick Thomas, Derrick Thomas, and Marquez White... Marquez was a standout cornerback at Florida State and was selected in the sixth round by the Dallas Cowboys in the 2017 NFL Draft... Majoring in Communications... Born February 27, 1997.

**CHASE LONG**» **WIDE RECEIVER****# 41**

REDSHIRT FRESHMAN • 5-8 • 180
ATHENS, GA. • LIMESTONE

• Helped the Indians to their first 12-win season in 2014 and a spot in Class 5A quarterfinals before falling to Madison County 28-7... An honor roll student... Also lettered in baseball.

PERSONAL

Son of Dana and Robert Long... Has three sisters: Aubrey, Brittany, and Chelsey... Has a brother, Jacob... Majoring in Marketing... Born October 26, 1996.



QUINDARIUS THAGARD

» **DEFENSIVE LINE**

41

REDSHIRT JUNIOR • 6-4 • 285
LUVERNE, ALA. • LUVERNE
ITAWAMBA

• Registered 25 tackles, including 17 solo stops, over nine games during sophomore campaign... Added eight tackles for loss for 36 yards to go along with 3.5 sacks... Helped lead team to MACJC playoff berth

PERSONAL

Son of Willie Thagard and Portia Baugh... Has one brother, Devontae Baugh, and one sister, Tanasha Baugh... Majoring in Business,, Born December 5th, 1995

MEDIA

TEAM

STAFF



SHAQ JONES

» **LINEBACKER**

42

REDSHIRT SENIOR • 6-3 • 250
LANETT, ALA. • LANETT

• Has 113 total tackles in Blazer career... IN 2014, Appeared in all 12 games for the Blazers, finishing as the number three overall tackler with 50 total stops

PERSONAL

Son of Cameron Robinson, and JaKola Jones... Has one brother, Notorious Jones, and one sister, Grian Winston... Majoring in Sociology... Born December 5, 1993.

PLAYERS

HISTORY



T.J. McGETTIGAN

» **KICKER**

43

REDSHIRT FRESHMAN • 5-9 • 190
TRUSSVILLE, ALA. • HEWITT-TRUSSVILLE
WEST ALABAMA

• Converted on 7-of-9 attempts as a senior... Named All-County by Trussville Tribune... Also lettered in soccer.

PERSONAL

Son of Tom and Cathy McGettigan... Has one sister, Megan... Majoring in Finance... Born October 11, 1996.



GREATER BHAM



JOHN WILLIAMS

» **SAFETY**

#43

REDSHIRT JUNIOR • 5-11 • 185
MEMPHIS, TENN. • CHRISTIAN BROTHERS

• Helped team reach the Tennessee AA State Semifinals... Received interest from Tulsa... Was a standout in the classroom, graduating with honors and a 4.0 GPA... Also a member of the National Honor Society, as well as the French Honor Society.

PERSONAL

Son of Michael Fultz and Aleasha Tysz... Member of Lambda Chi Alpha Fraternity and Phi Sigma Pi National Honor Fraternity... Majoring in Biology... Born January 23, 1995.

**GARRETT MARINO**» **DEFENSIVE LINE**

44

REDSHIRT SOPHOMORE • 6-2 • 285
ORANGE COUNTY, CALIF. • MISSION VIEJO
MONTANA STATE

• Began his career at Montana State under Bo Beck... Recorded eight tackles, one for a loss, and two quarterback hurries in three starts and six appearances

PERSONAL

Son of Peter and Ginny Marino... Has one sister, Brooke... Majoring in Communications... Born August 3, 1994

**LOGAN SCOTT**» **TIGHT END**

44

REDSHIRT JUNIOR • 6-2 • 240
PURVIS, MISS. • OAK GROVE
JONES COUNTY

• Hauled in 30 receptions for 378 yards during two-year junior college stint... Amassed 53 yards on three receptions during contest against No. 10 Copiah-Lincoln

PERSONAL

Son of Scottie and Vicki Scott... Has two brothers, Ty and Coy Scott... Majoring in Marketing... Born October 24, 1994.

**COLIN SILVA**» **LONG SNAPPER**

45

REDSHIRT SOPHOMORE • 6-0 • 218
HOOVER, ALA. • HOOVER

• Finished prep career with a 43-2 record... An integral part of two AHSAA Class 6A State Championship teams (2012, 2013)... 2013 Bucs were honored as High School National Champions by the USA Football Network, Inc.

PERSONAL

Son of Lori and Dan Silva... Has two sisters: Ally and Maddi... Majoring in Kinesiology... Sister Ally is the head softball Coach at Southern Union CC... Born September 9, 1995.

**MITCHELL BENNEFIELD**» **WIDE RECEIVER**

46

REDSHIRT FRESHMAN • 5-9 • 165
PIEDMONT, ALA. • PIEDMONT

• Hauled in eight receiving touchdowns and 525 receiving yards his senior season... Received All-Calhoun County Honors... Was a 3A State Champion in track, placed third overall in the 110 meter hurdles his junior year

PERSONAL

Son of Mike and Amy Bennefield... Has one brother, Micah... Has one sister, Addison... Father, Mike, is a former coach at UAB and currently coaches at Charles Henderson in Troy, Ala... Majoring in Secondary Education... Born June 7, 1997.



KEILAN KNIGHT

» **DEFENSIVE BACK**

46

REDSHIRT FRESHMAN • 6-1 • 200
BIRMINGHAM, ALA. • CENTER POINT

• Recorded 135 tackles, 10 sacks, and four fumble recoveries in two seasons at Piedmont... Played for Mark Freeman, and Steve Smith... Competed in the State Championships in Track

PERSONAL

Son of Bill and Jennifer Clark... Has one sister, Katie... Majoring in Physical Education... Born March 22, 1997... Father, Bill, is the head coach of the UAB Football team



JACOB CLARK

» **LONG SNAPPER**

47

REDSHIRT FRESHMAN • 5-10 • 220
PIEDMONT, ALA. • PIEDMONT

• Recorded 135 tackles, 10 sacks, and four fumble recoveries in two seasons at Piedmont... Played for Mark Freeman, and Steve Smith... Competed in the State Championships in Track

PERSONAL

Son of Bill and Jennifer Clark... Has one sister, Katie... Majoring in Physical Education... Born March 22, 1997... Father, Bill, is the head coach of the UAB Football team



ANTHONY RUSH

» **DEFENSIVE LINE**

47

JUNIOR • 6-5 • 340
RALEIGH, N.C. • CARY
NORTHEAST MISSISSIPPI

• Recorded 73 tackles and four sacks during two-year span... Finished with one sack, a tackle for loss and six total tackles in 55-30 win over Southwest Mississippi Community College

PERSONAL

Son of Kai Hill and Travis Rush... Majoring in Kinesiology.



BOLTON PATTON

» **LINEBACKER**

48

REDSHIRT JUNIOR • 5-11 • 247
ATHENS, ALA. • ATHENS

• Recorded 73 tackles and four sacks during two-year span... Finished with one sack, a tackle for loss and six total tackles in 55-30 win over Southwest Mississippi Community College

PERSONAL

Son of Kai Hill and Travis Rush... Majoring in Kinesiology.

**ERIC RAMSEY**» **LINEBACKER**

49

REDSHIRT SOPHOMORE • 6-2 • 210
BIRMINGHAM, ALA. • PARKWAY CHRISTIAN

• Attended Parkway Christian (Ala.) High School.

PERSONAL

Son of Richard and Mary Ramsey... Has two brothers, Jason and Kevin... Majoring in Finance... Born November 1, 1990.

**DAVID GALTEN**» **OFFENSIVE LINE**

50

REDSHIRT SOPHOMORE • 6-3 • 300
SAN MATEO, CALIF. • HILLSDALE
SAN FRANCISCO CC

• Key cog of an offensive line that allowed only 1.6 sacks per game and paved the way for a ground game that averaged 205.9 yards per contest

PERSONAL

Son of Marjory Swaton... Has four siblings, Chris, Jeremy, Natalie and Stephanie... Brother Jeremy played football at Southern California... Majoring in business management... Born July 26, 1996.

**JAMES DAVIS**» **OFFENSIVE LINE**

51

REDSHIRT JUNIOR • 6-2 • 300
JACKSON, MISS. • MURRAH
SOUTHERN MISS • EAST MISSISSIPPI

• Signed with Southern Miss. Initially out of high school... Transferred to East Mississippi for his sophomore season... appeared in nine contests for offensive unit that produced 587.4 yards per contest

PERSONAL

Son of Sylvester and Beverly Davis... Has one brother, Urian... Has one sister, Brittany... Majoring in Communication Studies... Born January 23, 1995.

**FITZGERALD MOFOR**» **LINEBACKER**

52

REDSHIRT SOPHOMORE • 5-11 • 245
BROOKEVILLE, MD. • JIREH PREP
GLENVILLE STATE

• Recorded 63 tackles, including six for loss, and 2.5 sacks en route to earning Mountain East Conference Freshman of the Year honors.

PERSONAL

Son of Bokwe and Jane Mofor... Has three siblings, Fri, Fei, and Mageb... Majoring in Sociology... Born August 18, 1995.



ZACH SIMS

» **OFFENSIVE LINE**

53

REDSHIRT JUNIOR • 6-1 • 300

BIRMINGHAM, ALA. • HOMEWOOD

• Appeared in two games as a redshirt freshman, Troy and North Texas, while competing for playing time at offensive guard.

PERSONAL

Son of Scott and Andrea Sims... Has two brothers: William and Harrison... Has one sister, Caroline... Majoring in Business Management... Member of Conference USA Commissioner's Honor Roll... Born September 12, 1994.

MEDIA

TEAM

STAFF



CHRIS TUCKER

» **OFFENSIVE LINE**

54

REDSHIRT SOPHOMORE • 6-4 • 310

MOBILE, ALA. • BAKER

• Enters sophomore season after transferring from Miles College following the 2014 season.

PERSONAL

Son of Michelle Buford and Demichael Tucker... Has two brothers, Dre Buford and Taytum Dunn... Majoring in Communications with a Business Minor... Born July 20, 1996.

PLAYERS

HISTORY



CHARLES RICHARDSON

» **OFFENSIVE LINE**

55

REDSHIRT JUNIOR • 6-3 • 295

MOON TOWNSHIP, PA. • MOON AREA

GEORGIA MILITARY

• Ranked the fifth best center among junior college prospects according to 247sports.com.

PERSONAL

Son of Russell and Tracey Richardson... Majoring is Undeclared Business... Born September 16, 1995.

GREATER BHAM



JUSTICE POWERS

» **OFFENSIVE LINE**

#57

JUNIOR • 6-3 • 300

CEDAR HILL, TEXAS • CEDAR HILL

TRINITY VALLEY

• Appeared in all 12 games for the Cardinals, playing for an offensive unit that amassed 560 yards and 49.6 points per game... All-Southwest Junior College First Team

PERSONAL

Son of Barbett and Michael Powers... Has two brothers, Michael Jr. and Julian... Majoring in Communication Studies... Born April 7, 1996.

**MALIQUE JOHNSON**» **OFFENSIVE LINE**

58

REDSHIRT JUNIOR • 6-3 • 320

FREEPORT, ILL. • FREEPORT

IOWA WESTERN

- Joins Iowa Western teammates D.A. Williams, Stacy Keely and Darez Diggs as part of 2016 signing class.

PERSONAL

Son of Johnetta Strong... Has three siblings, Mia Winston, Mekhi Winston, and Mekhilia Winston... Majoring in Communications... Born March 8, 1995.

**CHRIS SCHLEUGER**» **OFFENSIVE LINE**

59

REDSHIRT SENIOR • 6-4 • 305

WESLEY, IOWA • WEST HANCOCK

IOWA WESTERN • NORTHERN IOWA

- Played in all 14 games, including eight starts at left tackle... Part of an offensive line that helped produce two 1,000-yard rushers for the first time in school history... Also a member of a team that advanced to the second round of the Football Championship Subdivision playoffs

PERSONAL

Son of Matt and Cathy Schleuger... Has one brother, Zac... Majoring in Communication Studies... Born May 12, 1995.

**KELTON BROWN**» **OFFENSIVE LINE**

60

JUNIOR • 6-4 • 330

TYLERTOWN, MISS. • TYLERTOWN

PEARL RIVER

- A junior college second team All-State tackle... Rated the sixth best offensive tackle in the state of Mississippi and the 54th ranked player overall in the state according to 247Sports.com.

PERSONAL

Son of Ruby Daughtery... Majoring in Sociology... Born November 29, 1996.

**E.J. LANE III**» **DEFENSIVE LINE**

62

REDSHIRT FRESHMAN • 6-2 • 340

PRATVILLE, ALA. • STANHOPE ELMORE

- Recorded 55 pancake blocks his senior season, as well as 48 his junior season... All-Metro and All-District his junior and senior season... Played in the Alabama North-South All Star game in 2015

PERSONAL

Son of Ezra Lane Jr. and Sabrina Danielle Lane... Majoring in Communications... Born February 22, 1997.



BRAD MINOR

» **OFFENSIVE LINE**

63

REDSHIRT SOPHOMORE • 6-1 • 305
CENTRE, ALA. • CHEROKEE COUNTY

• Was an All-Cherokee County selection his senior year... A multisport athlete, lettering in both basketball and ran track.

PERSONAL

Son of Deon Minor and Tara Henderson... Has three siblings, Breanna, Jadon, and Zylar... Majoring in Chemistry... Born April 4, 1996.



KYLE VARNELL

» **LONG SNAPPER**

64

REDSHIRT FRESHMAN • 6-5 • 215
NORCROSS, GA. • NORCROSS
MARSHALL

• A member of the Marshall team that went 10-3 and made an appearance in the St. Petersburg Bowl.

PERSONAL

Son of John and Carol Varnell... Has one sister, Lauren... Relative of Major League pitcher Mike Zagurski... Majoring in Marketing... Born November 29, 1996.



JORDAN JAMISON

» **OFFENSIVE LINE**

65

REDSHIRT FRESHMAN • 6-7 • 310
OXFORD, MISS. • LAFAYETTE

• Ranked the No. 51 overall player in the state of Mississippi by 247sports.com... Had 32 pancake blocks across his junior and senior seasons... Helped the Commodores reach the second round of the Class 4A MHSAA playoffs in 2014 and 2015.

PERSONAL

Son of Sharon Quarles and Darryl Jamison... Has one sibling, Shakevin Brown... Majoring in Psychology... Born May 11, 1998.



GREG FECANIN

» **OFFENSIVE LINE**

#66

REDSHIRT FRESHMAN • 6-3 • 325
PINSON, ALA. • CLAY-CHALKVILLE

• Part of Cougars' team that recorded a 29-1 record over two-year period... Helped lead team to a 15-0 season and AHSAA Class 6A state championship in 2014... Paved the way for an offense that averaged 48.7 points per game in 2014

PERSONAL

Son of the Rev. Alexander Fecanin and Melanie Fecanin... Has three sisters, Anastasia, Nina, and Laura... Has one brother, Alex... Majoring in Marketing and Management... Born April 11, 1998.

MEDIA

TEAM

STAFF

PLAYERS

HISTORY

GREATER BHAM



**LOWELL FURLOW**» **OFFENSIVE LINE**

70

REDSHIRT FRESHMAN • 6-8 • 350
PLANTERSVILLE, ALA. • DALLAS COUNTY

- Took a redshirt during his freshman season at Tennessee Tech before transferring to UAB.

PERSONAL

Son of Priscilla Furlow... Majoring in Kinesiology... Born October 28, 1996.

**RISHARD COOK**» **OFFENSIVE LINE**

71

JUNIOR • 6-3 • 340
HATTIESBURG, MISS. • HATTIESBURG
MISSISSIPPI GULF COAST

- Appeared in all ten games for the Bulldogs... Ranked 83rd overall player in the state of Mississippi by 247sports.com.

PERSONAL

Son of Alfreda Cook... Has one brother, Nicholas Cook... Has one sister, Rlshaya McNair... Majoring in Communication Studies... Born June 25, 1997.

**LEE DUFOUR**» **OFFENSIVE LINE**

72

REDSHIRT SOPHOMORE • 6-3 • 300
SATSUMA, ALA. • SARALAND

- Began collegiate career at UAB... Played in three games as a freshman, starting in two... Transferred to South Alabama after the football program was disbanded... Enrolled at South Alabama and went through spring drills before transferring back to UAB.

PERSONAL

Son of Darrell and Carolyn Dufour... Has three sisters: Kaitlin, Dara, and Elizabeth... Majoring in Finance... Born January 8, 1996... Cousin Aaron Smith played for the Pittsburgh Steelers.

**PATRICK NUSS**» **OFFENSIVE LINE**

73

FRESHMAN • 6-7 • 310
VESTAVIA HILLS, ALA. • VESTAVIA

- Named First Team All-Birmingham, Second Team All-State... Vestavia Hills finished 5-5 in his senior year... Helped the Rebels rush for 273 yards against Tuscaloosa in a 41-0 shutout victory.



BRYANT NOVICK

» **OFFENSIVE LINE**

74

REDSHIRT JUNIOR • 6-5 • 325
HOOVER, ALA. • SPAIN PARK

• Appeared in three games along the offensive line during his freshman year... Opted to return to UAB following return of program in 2015 despite receiving offers from Hawaii, James Madison, and UT Chattanooga.

PERSONAL

Son of Bill and Denisa Novick... Has two brothers: Nick, and Jackson... Has two sisters: Alex, and Celena... Majoring in Business Management... Born April 18, 1995.

MEDIA

TEAM

STAFF



NATRELL CURTIS

» **DEFENSIVE LINE**

75

REDSHIRT JUNIOR • 6-3 • 313
TUSCON, ARIZ. • MOUNTAIN POINTE
PIMA

• Appeared in six games for the Aztecs, playing primarily along the defensive line... Part of a unit that limited opponents to 118.1 rushing yards and 24.0 points per game.

PERSONAL

Son of Lakiesha Alexander and Isaac Curtis... Has three siblings: Larry Sallie, Azariah Harris, and Shayada Alexander... Majoring in Communication Studies... Born July 3, 1996.

PLAYERS

HISTORY



JOSH MORGAN

» **OFFENSIVE LINE**

76

REDSHIRT FRESHMAN • 6-6 • 330
TRUSSVILLE, ALA. • MOOSY
TROY

• Enters redshirt freshman season after transferring to UAB from Troy

GREATER BHAM



ISAIAH SAMPSON

» **DEFENSIVE LINE**

77

REDSHIRT FRESHMAN • 6-0 • 290
BIRMINGHAM, ALA. • HUFFMAN
ARKANSAS BAPTIST

• Graduated from nearby Huffman High School... Coached by Alex Wilson... A high school teammate of current UAB wide receiver Demetrius Davis.

PERSONAL

Son of Eric and Angela Simpson... Has three brothers: Dajuan and Eric Jr... Has two sisters: Amanda and Erica... Majoring in Communication Studies... Born August 7, 1997.

**GARRETT MORGAN**» **OFFENSIVE LINE**

78

REDSHIRT FRESHMAN • 6-6 • 310
GULF SHORES, ALA. • GULF SHORES

• Enters redshirt freshman season after coming to UAB from Gulf Shores.

**STEPHEN PICKREN**» **TIGHT END**

80

REDSHIRT SENIOR • 6-4 • 250
PELL CITY, ALA. • PELL CITY
CHATTANOOGA

• Appeared in all 13 games with the Mocs, including eight starts at tight end for the Southern Conference Champions... Also excelled in the classroom, making the Honor Roll during the Fall semester... Returns to the Blazers with one year of eligibility remaining.

PERSONAL

Son of Don and Dianne Pickren... Has two brothers: Joseph and Adam... Has one sister, Lindsey... Majoring in Business Management... Born January 14, 1994.

**TONY RANSOM**» **TIGHT END**

81

REDSHIRT SENIOR • 6-2 • 230
BIRMINGHAM, ALA. • SHADES VALLEY
MILES

• Helped team to Class 6A playoff appearance his senior year... Also a member of the Mounties basketball team.

PERSONAL

Son of Wanda and Tony Ransom, Sr... Has one sister, Shantique... Majoring in Business Management... Born September 9, 1994... Relative of former Tarrant, Ala. product Marquis Maze.

**VERNON CHATMAN**» **WIDE RECEIVER**

82

REDSHIRT SENIOR • 5-7 • 164
THEODORE, ALA. • THEODORE

• Reeled in 40 catches for 798 yards and six touchdowns during his junior season... He added two more touchdowns during his senior campaign

PERSONAL

Son of Vernon Sr. and MonSenya Chatman... Has one sister, Kameron... Majoring in Accounting... Born January 9, 1994.



DYLAN EVANS

» **WIDE RECEIVER**

83

REDSHIRT SOPHOMORE • 6-0 • 177
PINSON, ALA. • PINSON VALLEY

• As a senior he recorded 33 receptions for 482 yards, and four touchdowns. . . Also played basketball and helped Pinson Valley win the 2011 Jefferson County Championship.

PERSONAL

Son of Mike and Teresa Evans. . . Has one brother, Blake. . . Has one sister, Taylor. . . Majoring in Industrial Distribution. . . Born February 27, 1996.

MEDIA

TEAM

STAFF



THAIR BLAKES

» **TIGHT END**

85

REDSHIRT JUNIOR • 6-3 • 250
PHOENIX, ARIZ. • MOUNTAIN POINTE
SCOTTSDALE

• Considered the 12th best junior college tight end by 247sports.com. . . Hauled in 13 receptions for 72 yards and a touchdown for the Artichokes

PERSONAL

Son of Cheryl Willis-Blakes. . . Has one sister, Jamaica King. . . Majoring in Anthropology. . . Born August 22, 1994.

PLAYERS

HISTORY



JACOB DEAN

» **WIDE RECEIVER**

86

REDSHIRT FRESHMAN • 6-1 • 215
KIMBERLY, ALA. • MORTIMER JORDAN

• Totaled 1479 receiving yards in two seasons at Mortimer Jordan ... Hauled in 86 catches including seven for touchdowns.

GREATER BHAM



JARROD FUQUA

» **KICKER**

87

REDSHIRT SOPHOMORE • 6-4 • 195
WILLIAMSON, GA. • PIKE COUNTY
AUBURN

• Considered one of the top kickers in the state of Georgia and was a routine participant in Kohl's Kicking Invationals. . . Recognized as a scholar-athlete. . . Also lettered in soccer. . . Walked-on at Auburn in 2014

PERSONAL

Son of Greg and Lisa Fuqua. . . Has one brother, Jacob (also a member of the Blazers' football team) and one sister, Katie. . . Majoring in Healthcare Management. . . Born March 12, 1996.

**LOGAN ARNOLD**» **TIGHT END**

88

FRESHMAN • 6-5 • 235

HUNTSVILLE, ALA. • HAZEL GREEN

• Represented Alabama in the Alabama/Mississippi All-Star Game...Helped Hazel Green to a 6-4 overall record in 2016...Had 14 catches for 220 yards (15.7 yards/catch)...Also lined up as fullback and lead blocker.

**SKYLOR CLINTON**» **TIGHT END**

89

REDSHIRT SOPHOMORE • 6-3 • 245

PRESCOTT, ARIZ. • PRESCOTT

WYOMING

• Named an Honorable Mention selection to the 2014 American Family Insurance All-Arizona Division II Football Team... Also selected the D-3, Section 4 Co-Offensive Player of the Year.

**JAY CHISOLM**» **DEFENSIVE LINE**

90

REDSHIRT JUNIOR • 6-1 • 290

CHELSEA, ALA. • CHELSEA

IOWA WESTERN

• Named a first-team All-County defensive lineman in 2011 by the Shelby County Reporter... Helped lead the Hornets to a first-round playoff appearance in 2011

PERSONAL

Son of Kemba Speigner... Has four siblings: Ardarrius Speigner, Joniyah Chisholm, Jahnari Chisholm, and George Hutchins... Majoring in Sociology... Born July 2, 1993.

**RODERRICK MCKINNEY**» **DEFENSIVE LINE**

92

REDSHIRT SENIOR • 6-3 • 250

BIRMINGHAM, ALA. • WOODLAWN

• Won All-State honors, and helped lead his team to the 5A state playoffs his senior season.

PERSONAL

Son of Roderick McKinney and Tracey Maxwell. Has three brothers: Rodriguez, Ramirez, and Ranitez. Also has three sisters: Alicia, Brandi, and April. Majoring in Business.



TEKO POWELL

» DEFENSIVE LINE

93

REDSHIRT SENIOR • 6-3 • 320
MIAMI, FLA. • NORLAND
ILLINOIS

• Tallied 34 tackles, one tackle for loss, and one fumble recovery over 19 appearances for the Illini.

PERSONAL

Guardian is Geneva McIntosh... Majoring in Kinesiology... Born April 19, 1993.

MEDIA

TEAM

STAFF



MICHAEL WRIGHT

» DEFENSIVE LINE

94

REDSHIRT JUNIOR • 6-4 • 275
HOUSTON, TEXAS • CYPRUS CREEK
BLINN

• Saw action in six contests at Blinn College ... totaled seven tackles including five solo

PLAYERS

HISTORY



BENTLEY EASLEY

» DEFENSIVE LINE

96

REDSHIRT JUNIOR • 6-2 • 315
TAMPA, FLA. • NEWSOME
ALLAN HANCOCK • COFFEYVILLE

• Totaled 42 tackles and 3.5 sacs in one season at Coffeyville ... Second Team All-Jayhawk Conference

PERSONAL

Full name is Bentley Jagger Easley ... Son of Donna and Robert Easley ... Has two brothers: Royce and Robert Jr. ... Majoring in Communications ... Born June 17, 1995

GREATER BHAM



STACY KEELY

» DEFENSIVE LINE

97

REDSHIRT JUNIOR • 6-7 • 240
OMAHA, NEB. • OMAHA NW
SOUTH DAKOTA STATE • IOWA WESTERN

• Played in 18 games at Iowa Western recording 88 tackles (36 solo, 52 assists)... Signed with his twin brother Eron to South Dakota State as a tight end

PERSONAL

Son of Stacia Payne... Has one brother, Eron... Has one sister, Noelle... Majoring in Liberal Arts... Born May 15, 1995

**D'VON ISSAC**» **DEFENSIVE LINE**

98

REDSHIRT JUNIOR • 6-5 • 320
 McDONOUGH, GA. • ALPHARETTA
 WESTERN KENTUCKY

• In 2013 at WKU, Isaac saw action in five games in 2013 and recorded one tackle during the regular season, an assisted tackle against Morgan State.

**JAMELL GARCIA-WILLIAMS**» **DEFENSIVE END**

99

JUNIOR • 6-8 • 245
 LAS VEGAS, NEV. • PALO VERDE
 VICTOR VALLEY • EASTERN ARIZONA

• Named an Honorable Mention selection to the 2014 American Family Insurance All-Arizona Division II Football Team... Also selected the D-3, Section 4 Co-Offensive Player of the Year.

PERSONAL

Son of Jerrol Williams and Samantha Garcia. Has one brother: Jerrol Williams, and one sister: Samantha Garcia. Dad played eight years in the league with the Pittsburgh Steelers in the late 1980s through mid-1990s. His older brother, Jerrol, currently is a linebacker for the Broncos and played collegiately for Hawaii.



» HISTORY

| | |
|-----------------------------|---------|
| TEAM RECORDS | 68-70 |
| ATTENDANCE RECORDS | 70 |
| INDIVIDUAL RECORDS | 71-96 |
| ALL-TIME COACHES RECORDS | 97 |
| YEAR-BY-YEAR RESULTS | 97-100 |
| RECORD VS. RANKED OPPONENTS | 100 |
| ALL-TIME SERIES | 101-104 |
| RECORD BY CONFERENCE | 104 |
| ALL-TIME LETTERWINNERS | 105-113 |
| ACCOLADES | 113-114 |

HISTORY

TEAM RECORDS

UAB Year-by-Year Offensive Averages

| YEAR | G | RUSH YDS. | RUSH YPG | PASS YDS. | PASS YPG. | TOT. YDS. | TOT. YPG | TOT. PTS. | PPG | FD | FD/PG |
|------|----|-----------|----------|-----------|-----------|-----------|----------|-----------|------|-----|-------|
| 1991 | 9 | 1400 | 155.6 | 1772 | 196.9 | 3172 | 352.4 | 170 | 18.9 | 168 | 18.7 |
| 1992 | 10 | 1228 | 122.8 | 2276 | 227.6 | 3504 | 350.4 | 270 | 27.0 | 191 | 19.2 |
| 1993 | 11 | 1018 | 92.6 | 3215 | 292.3 | 4233 | 384.8 | 356 | 32.4 | 218 | 19.8 |
| 1994 | 11 | 839 | 76.3 | 3332 | 302.9 | 4171 | 379.2 | 301 | 27.4 | 195 | 17.7 |
| 1995 | 11 | 2183 | 198.5 | 1515 | 137.7 | 3698 | 336.2 | 273 | 24.8 | 200 | 18.2 |
| 1996 | 11 | 2512 | 228.4 | 1540 | 140.0 | 4052 | 368.4 | 266 | 24.2 | 217 | 19.7 |
| 1997 | 11 | 1509 | 137.2 | 1891 | 171.9 | 3400 | 309.1 | 222 | 20.2 | 169 | 15.4 |
| 1998 | 11 | 1900 | 172.7 | 1403 | 127.5 | 3303 | 300.3 | 237 | 21.5 | 192 | 17.5 |
| 1999 | 11 | 1545 | 140.5 | 1523 | 138.5 | 3068 | 278.9 | 248 | 22.5 | 172 | 15.6 |
| 2000 | 11 | 1801 | 163.7 | 1685 | 153.2 | 3486 | 316.9 | 238 | 21.6 | 189 | 17.2 |
| 2001 | 11 | 1766 | 160.5 | 1566 | 142.4 | 3332 | 302.9 | 265 | 24.1 | 186 | 16.9 |
| 2002 | 12 | 1564 | 130.3 | 2214 | 184.5 | 3778 | 314.8 | 268 | 22.3 | 211 | 17.6 |
| 2003 | 12 | 1589 | 132.4 | 2599 | 216.6 | 4188 | 349.0 | 245 | 20.4 | 197 | 16.4 |
| 2004 | 12 | 1763 | 146.9 | 3073 | 256.1 | 4836 | 403.0 | 372 | 31.1 | 254 | 21.2 |
| 2005 | 11 | 1568 | 142.5 | 3213 | 292.2 | 4781 | 434.6 | 307 | 27.9 | 247 | 22.5 |
| 2006 | 12 | 1507 | 125.6 | 2214 | 184.5 | 3721 | 310.1 | 225 | 18.6 | 211 | 17.6 |
| 2007 | 12 | 1323 | 110.2 | 2584 | 215.3 | 3907 | 325.6 | 235 | 19.6 | 211 | 17.6 |
| 2008 | 12 | 2027 | 168.9 | 2367 | 197.2 | 4394 | 366.2 | 273 | 22.6 | 222 | 18.5 |
| 2009 | 12 | 2759 | 229.9 | 2352 | 196.0 | 5111 | 425.9 | 333 | 27.8 | 229 | 19.1 |
| 2010 | 12 | 1870 | 155.8 | 3204 | 267.0 | 5074 | 422.8 | 316 | 26.3 | 256 | 21.3 |
| 2011 | 12 | 1553 | 129.4 | 2815 | 234.6 | 4368 | 364.0 | 242 | 20.2 | 242 | 20.2 |
| 2012 | 12 | 1323 | 110.2 | 3706 | 308.8 | 5029 | 419.1 | 339 | 28.3 | 270 | 22.5 |
| 2013 | 12 | 2137 | 178.1 | 2578 | 214.8 | 4715 | 392.9 | 315 | 26.3 | 240 | 20.0 |
| 2014 | 12 | 2545 | 212.1 | 2637 | 219.8 | 5182 | 431.8 | 398 | 33.2 | 265 | 22.1 |

TOP-10 TEAM SEASON RECORDS

SEASON RUSHING YARDS

| | YEAR | YARDS |
|-----|------|-------|
| 1. | 2009 | 2759 |
| 2. | 2014 | 2545 |
| 3. | 1996 | 2512 |
| 4. | 1995 | 2183 |
| 5. | 2013 | 2137 |
| 6. | 2008 | 2027 |
| 7. | 1998 | 1900 |
| 8. | 2010 | 1870 |
| 9. | 2000 | 1801 |
| 10. | 2001 | 1766 |

SEASON PASSING YARDS

| | YEAR | YARDS |
|-----|------|-------|
| 1. | 2012 | 3706 |
| 2. | 1994 | 3332 |
| 3. | 1993 | 3215 |
| 4. | 2005 | 3213 |
| 5. | 2010 | 3204 |
| 6. | 2004 | 3073 |
| 7. | 2011 | 2815 |
| 8. | 2014 | 2637 |
| 9. | 2003 | 2599 |
| 10. | 2007 | 2584 |

SEASON TOTAL YARDS

| | YEAR | YARDS |
|-----|------|-------|
| 1. | 2014 | 5182 |
| 2. | 2009 | 5111 |
| 3. | 2010 | 5074 |
| 4. | 2012 | 5029 |
| 5. | 2004 | 4836 |
| 6. | 2005 | 4781 |
| 7. | 2013 | 4715 |
| 8. | 2008 | 4394 |
| 9. | 2011 | 4368 |
| 10. | 1993 | 4233 |

RUSHING YARDS/GAME

| | YEAR | YARDS |
|-----|------|-------|
| 1. | 2009 | 229.9 |
| 2. | 1996 | 228.4 |
| 3. | 2014 | 212.1 |
| 4. | 1995 | 198.5 |
| 5. | 2013 | 178.1 |
| 6. | 1998 | 172.7 |
| 7. | 2008 | 168.9 |
| 8. | 2000 | 163.7 |
| 9. | 2001 | 160.5 |
| 10. | 2010 | 155.8 |

PASSING YARDS/GAME

| | YEAR | YARDS |
|-----|------|-------|
| 1. | 2012 | 308.8 |
| 2. | 1994 | 302.9 |
| 3. | 1993 | 292.3 |
| 4. | 2005 | 292.2 |
| 5. | 2010 | 267.0 |
| 6. | 2004 | 256.1 |
| 7. | 2011 | 234.6 |
| 8. | 1992 | 227.6 |
| 9. | 2014 | 219.8 |
| 10. | 2003 | 216.6 |

TOTAL YARDS/GAME

| | YEAR | YARDS |
|-----|------|-------|
| 1. | 2005 | 434.6 |
| 2. | 2014 | 431.8 |
| 3. | 2009 | 425.9 |
| 4. | 2010 | 422.8 |
| 5. | 2012 | 419.1 |
| 6. | 2004 | 403.0 |
| 7. | 2013 | 392.9 |
| 8. | 1993 | 384.8 |
| 9. | 1994 | 379.2 |
| 10. | 1996 | 368.4 |

TOTAL POINTS

| | YEAR | YARDS |
|-----|------|-------|
| 1. | 2014 | 398 |
| 2. | 2004 | 372 |
| 3. | 1993 | 356 |
| 4. | 2012 | 339 |
| 5. | 2009 | 333 |
| 6. | 2010 | 316 |
| 7. | 2013 | 315 |
| 8. | 2005 | 307 |
| 9. | 1994 | 301 |
| 10. | 1995 | 273 |
| | 2008 | 273 |

POINTS/GAME

| | YEAR | YARDS |
|----|------|-------|
| 1. | 2014 | 33.2 |
| 2. | 1993 | 32.4 |
| 3. | 2004 | 31.1 |
| 4. | 2012 | 28.3 |
| 5. | 2005 | 27.9 |
| 6. | 2009 | 27.8 |
| 7. | 1994 | 27.4 |
| 8. | 1992 | 27.0 |
| 9. | 2010 | 26.3 |
| | 2013 | 26.3 |

FIRST DOWNS

| | YEAR | YARDS |
|-----|------|-------|
| 1. | 2012 | 270 |
| 2. | 2014 | 265 |
| 3. | 2010 | 256 |
| 4. | 2004 | 254 |
| 5. | 2005 | 247 |
| 6. | 2011 | 242 |
| 7. | 2013 | 240 |
| 8. | 2009 | 229 |
| 9. | 2008 | 222 |
| 10. | 1993 | 218 |

FIRST DOWN/GAME

| | YEAR | YARDS |
|-----|------|-------|
| 1. | 2012 | 22.5 |
| | 2005 | 22.5 |
| 3. | 2014 | 22.1 |
| 4. | 2010 | 21.3 |
| 5. | 2004 | 21.2 |
| 6. | 2011 | 20.2 |
| 7. | 2013 | 20.0 |
| 8. | 1993 | 19.8 |
| 9. | 1996 | 19.7 |
| 10. | 1992 | 19.2 |

GAMES PLAYED

Season12, 12x, most recent: 2014
 All-Time 274

GAMES WON

Season 7*
 All-Time 118

**Won nine at DIII level*

GAMES LOST

Season10, 2x, most recent: 2013
 All-Time 153

GAMES TIED

Seasontwo
 All-Timetwo

LONGEST WINNING STREAK

Division I Six, 1994
 All-Time Eight, 1993

CONSECUTIVE LOSSES

Six, 3x, most recent: 2011

LARGEST MARGIN OF VICTORY

MARGIN OPPONENT

- 53 (61-8) Knoxville College, 11/11/95
- 52 (55-3) Army, 09/22/01
- 49 (52-3) Southeastern La., 10/06/12
- 47 (47-0) ULM, 10/02/99
- 46 (58-12) Prairie View A&M, 11/20/93
- 45 (47-2) UL Lafayette, 09/30/00
- 42 (56-14) Baylor, 09/04/04
- 42 (48-6) Prairie View A&M, 11/19/94
- 38 (44-6) Gallaudet, 09/12/92
- 38 (48-10) Troy, 08/30/14

LARGEST MARGIN OF DEFEAT

MARGIN OPPONENT

- 72 (72-0) at Kansas, 09/24/94
- 56 (70-14) at Southern Miss, 11/01/08
- 53 (60-7) at Troy, 10/28/95
- 49 (63-14) at East Carolina, 11/16/13
- 48 (51-3) at Florida, 08/31/02
- 46 (49-3) at Samford, 10/31/92
- 45 (59-14) at Marshall, 10/29/11
- 44 (47-3) at Wake Forest, 10/23/99
- 43 (49-6) at USC, 09/15/2012
- 41 4(1-0) Virginia Tech, 10/24/98

OFFENSE

COMBINED TOTAL POINTS

Game 104 ..Tulane 55, UAB 49, 10/23/04

TEAM RECORDS CONT.

Season 840, 2013

MOST TOUCHDOWNS BY UAB

Record 9
 vs. Knoxville College, 11/11/95
 (Seven rushing, one passing, one defensive)

TOUCHDOWNS/SINGLE GAME

TOTAL OPP/DATE

- 9 Knoxville College, 11/11/95
- 8 North Texas, 10/11/14
- 8 FAU, 11/07/09
- 8 Baylor, 09/04/04
- 8 Prairie View A&M, 11/20/93
- 7 (10x) last NW La., 09/21/13

RUSHING TOUCHDOWNS/SINGLE GAME

TOUCHDOWNS OPP/DATE

- 7 Knoxville College, 11/11/95
- 6 Alabama A&M, 09/13/14
- 6 UT Martin, 11/21/96
- 6 Charleston So., 11/21/96
- 5 Tulane, 10/23/04
- 5 ULM, 10/02/99
- 5 LA Tech, 10/26/96
- 4 (17x) last vs. Troy, 08/30/14

PASSING TOUCHDOWNS/SINGLE GAME

PASSING OPP/DATE

- 6 Prairie View A&M, 11/19/94
- 6 Prairie View A&M, 11/20/93
- 5 East Carolina, 11/11/10
- 5 TCU, 10/15/04
- 4 Rice, 10/14/14
- 4 Memphis, 11/12/11
- 4 Florida Atlantic, 11/07/09
- 4 UTEP, 11/19/05
- 4 Memphis, 11/01/05
- 4 Butler, 11/06/93
- 3 (32x) ...last North Texas, 10/11/14

MOST TEAM TOUCHDOWNS/SEASON

Record 52, 2014

TOP-10 TEAM TOUCHDOWNS

| | TOUCHDOWNS | YEAR |
|-----|------------|------|
| 1. | 52 | 2014 |
| 2. | 48 | 2004 |
| 3. | 43 | 2012 |
| 4. | 42 | 2010 |
| | 42 | 2009 |
| 6. | 39 | 1995 |
| | 39 | 1994 |
| 8. | 38 | 2013 |
| | 38 | 2005 |
| 10. | 36 | 1996 |

MEDIA

TEAM

STAFF

PLAYERS

HISTORY

GREATER BHAM



HISTORY

MOST FIELD GOALS

Record 5 (2x), last UCF, 11/28/08

TOP-10 FIELD GOALS/GAME

FIELD GOALS OPP/DATE

1. 5UCF, 11/28/08
- 5Alcorn State, 09/15/07
3. 4UL Lafayette, 09/30/00
- 4Middle Tennessee, 11/14/98
5. 3 (22x)last MT, 10/18/14

FIELD GOALS/SEASON

Record 22, 2007

TOP-10 FIELD GOALS/SEASON

FIELD GOALS YEAR

1. 222007
2. 192008
- 192000
4. 172003
- 172002
6. 162013
- 162011
8. 142011
- 142009
- 142005
- 142001

MOST POINTS BY UAB

Game 61 vs. Knoxville, 11/11/95

Season 398, 2014

LOWEST POINTS BY UAB

Game 0, 8x, last at Florida 09/10/11

Season 170, 1991

SEASON RUSHING YARDS

High 2759, 2009

Low 839, 1994

RUSHING YARDS/GAME

High 229.9, 2009

Low 76.3, 1994

SEASON PASSING YARDS

High 3706, 2012

PASSING YARDS/GAME

High 308.8, 2012

Low 127.5, 1998

SEASON TOTAL YARDS

High 5182, 2014

Low 3068, 1999

TOTAL YARDS/GAME

High 434.6, 2005

Low 278.9, 1999

TOTAL POINTS

High 398, 2014

Low 222, 1997*

* 170, 1991 at DIII

POINTS/GAME

High 33.2 2014

Low 18.6, 2006*

* 17.0, 1991 at DIII

FIRST DOWNS

High 270, 2012

Low 169, 1997*

168, 1991 at DIII

FIRST DOWN/GAME

High 22.5, 2012

Low 15.4, 1997

DEFENSE

LOWEST TOTAL POINTS BY OPPONENT

Game 0, (4x), last UCF on 11/29/08

Season 163, 1992

MOST POINTS BY OPPONENT

Game 72 by Kansas, 09/24/94

Season 370, 2002

LOWEST TOTAL OFFENSE BY OPPONENT

Game 72 by Charleston So., 11/04/95

Season 2654, 1992

HIGHEST TOT. OFFENSE BY OPPONENT

Game 695 by Tulsa, 09/29/07

Season 5974, 2013

LOWEST RUSHING BY OPPONENT

Game -27 by UL Lafayette, 09/30/00

Season 630, 2001

HIGHEST RUSHING BY OPPONENT

Game 431 by JSU, 09/17/94

Season 3082, 2007

LOWEST PASSING BY OPPONENT

Game 10 by WKU, 10/05/96

Season 1498, 1995

HIGHEST PASSING BY OPPONENT

Game ...466 (2x) last by Tulane, 10/27/12

Season 3387, 2012

MOST INTERCEPTIONS

Game 4, (2x), last at LSU 09/23/00

Season 20, 1994

ATTENDANCE RECORDS

ALL-TIME

| Date | Opponent | Attendance |
|--------------|-------------------|------------|
| 1. 09/03/05 | at #3 Tennessee | 107,529 |
| 2. 11/07/98 | at #2 Tennessee | 106,508 |
| 3. 09/22/12 | at #16 Ohio State | 105,019 |
| 4. 09/25/10 | at Tennessee | 95,183 |
| 5. 09/16/06 | at #9 Georgia | 92,746 |
| 6. 10/25/03 | at #4 Georgia | 92,058 |
| 7. 09/07/13 | at #9 LSU | 90,037 |
| 8. 09/10/11 | at Florida | 87,473 |
| 9. 08/31/02 | at #6 Florida | 85,575 |
| 10. 09/23/00 | at LSU | 85,339 |

Home

| Date | Opponent | Attendance |
|--------------|-------------------|------------|
| 1. 09/04/03 | Southern Miss | 44,669 |
| 2. 09/23/06 | Mississippi State | 36,104 |
| 3. 10/15/04 | TCU | 33,280 |
| 4. 09/30/06 | Troy | 32,818 |
| 5. 10/21/05 | Southern Miss | 31,363 |
| 6. 09/13/14 | Alabama A&M | 29,604 |
| 7. 09/01/12 | Troy | 28,612 |
| 8. 11/22/14 | #18 Marshall | 28,355 |
| 9. 10/08/11 | Mississippi State | 28,351 |
| 10. 08/30/14 | Troy | 27,133 |

« Rushing »

Career 1,000-Yard Rushers

| | |
|-----------------------|--------------------------|
| 1. Pat Green | 1991-94,817 (630 att.) |
| 2. Joe Webb | 2006-092,774 (516 att.) |
| 3. Jordan Howard | 2013-142,468 (451 att.) |
| 4. Darrin Reaves | 2011-132,337 (495 att.) |
| 5. Dan Burks | 2002-062,277 (486 att.) |
| 6. Jegil Dugger | 1998-011,979 (453 att.) |
| 7. Corey White | 2003-06 1,925 (409 att.) |
| 8. Lucious Foster | 1996-981,463 (285 att.) |
| 9. Carl Sanders | 1996-971,263 (197 att.) |
| 10. Rashaud Slaughter | 2006-091,094 (258 att.) |
| 11. Pat Shed | 2010-111,070 (217 att.) |

Career Yardage

| | |
|-----------------------|--------------------------|
| 1. Pat Green | 1991-94,817 (630 att.) |
| 2. Joe Webb | 2006-092,774 (516 att.) |
| 3. Jordan Howard | 2013-142,468 (451 att.) |
| 4. Darrin Reaves | 2002-062,337 (495 att.) |
| 5. Dan Burks | 2002-062,277 (486 att.) |
| 6. Jegil Dugger | 1998-011,979 (453 att.) |
| 7. Corey White | 2003-06 1,925 (409 att.) |
| 8. Lucious Foster | 1996-981,463 (285 att.) |
| 9. Carl Sanders | 1996-971,263 (197 att.) |
| 10. Rashaud Slaughter | 2006-091,094 (258 att.) |

Single Season Yardage

| | |
|------------------|-----------------------|
| 1. Jordan Howard | 2014 1,587 (306 att.) |
| 2. Joe Webb | 2009 1,427 (227 att.) |
| 3. Carl Sanders | 1996 1,154 (168 att.) |
| 4. Darrin Reaves | 2012 1,037 (215 att.) |
| 5. Joe Webb | 2008 1,021 (198 att.) |
| 6. Darrin Reaves | 2013 928 (201 att.) |
| 7. Jordan Howard | 2013 881 (145 att.) |
| 8. Dan Burks | 2004 880 (164 att.) |
| 9. Jegil Dugger | 2000 852 (177 att.) |
| 10. Pat Shed | 2010 847 (157 att.) |

Single Game Yardage

| | |
|--|--------------------|
| 1. Jordan Howard at Southern Miss. | 2014 262 (35 att.) |
| 2. Carl Sanders vs. Charleston So. | 1996 240 (20 att.) |
| 3. Darrin Reaves at Southern Miss | 2012 223 (35 att.) |
| 4. David Isabelle vs. Florida Atlantic | 2010 214 (22 att.) |

INDIVIDUAL RECORDS

| | |
|---------------------------------|--------------------|
| 5. Lucious Foster vs. UT Martin | 1998 211 (18 att.) |
| Pat Green at Clinch Valley | 1992 211 (33 att.) |
| 7. Corey White at Memphis | 2005 200 (28 att.) |
| 8. Joe Webb vs. Rice | 2009 194 (20 att.) |
| 9. Darrin Reaves vs. Marshall | 2012 184 (32 att.) |
| 10. Jordan Howard vs. WKU | 2014 183 (34 att.) |

« Rushing Attempts »

Career Attempts

| | |
|-----------------------|---------------------------|
| 1. Pat Green | 1991-94 630 (2,817 yards) |
| 2. Joe Webb | 2006-09 516 (2,774 yards) |
| 3. Darrin Reaves | 2011-13 495 (2,337 yards) |
| 4. Dan Burks | 2002-06 486 (2,277 yards) |
| 5. Jegil Dugger | 1998-01 453 (1,979 yards) |
| 6. Jordan Howard | 2013-14 451 (2,468 yards) |
| 7. Corey White | 2003-06 409 (1,925 yards) |
| 8. Daniel Dixon | 1997-00 293 (308 yards) |
| 9. Lucious Foster | 1996-98 285 (1,463 yards) |
| 10. Rashaud Slaughter | 2006-09 258 (1,094 yards) |

Single-Season Attempts

| | |
|------------------|------------------------|
| 1. Jordan Howard | 2014 306 (1,587 yards) |
| 2. Joe Webb | 2009 227 (1,427 yards) |
| 3. Jegil Dugger | 2001 218 (839 yards) |
| 4. Darrin Reaves | 2012 215 (1,037 yards) |
| 5. Darrin Reaves | 2013 201 (980 yards) |
| 6. Joe Webb | 2009 198 (1,021 yards) |
| 7. Pat Green | 1993 198 (792 yards) |
| 8. Pat Green | 1991 196 (833 yards) |
| 9. Jegil Dugger | 2000 177 (852 yards) |
| 10. Carl Sanders | 1996 168 (1,154 yards) |

Single Game Attempts

| | |
|--|---------------------|
| 1. Jordan Howard vs. Marshall | 2014 39 (168 yards) |
| 2. Jordan Howard at Southern Miss | 2014 35 (262 yards) |
| Jordan Howard at FAU | 2014 35 (167 yards) |
| Darrin Reaves at Southern Miss | 2012 35 (223 yards) |
| 5. Jordan Howard at Western Kentucky | 2014 34 (183 yards) |
| 6. Pat Green at Clinch Valley | 1992 33 (211 yards) |
| 7. Darrin Reaves vs. Marshall | 2012 32 (184 yards) |
| Jordan Howard at Middle Tennessee | 2014 32 (121 yards) |
| 9. Lucious Foster vs. Jacksonville State | 1997 31 (175 yards) |
| Pat Green at Mississippi Valley State | 1993 31 (56 yards) |
| Pat Green at Hampden-Sydney | 1991 31 (152 yards) |

MEDIA

TEAM

STAFF

PLAYERS

HISTORY

GREATER BHAM



HISTORY

« Yards Per Rush »

Career

| | | | |
|-----|----------------|-----------|--------------------------------|
| 1. | David Isabelle | 2009-10 | 6.51 (684 yards on 105 att.) |
| 2. | Carl Sanders | 1996-97 | 6.41 (1,263 yards on 197 att.) |
| 3. | Terry Collier | 1995 | 5.87 (839 yards on 143 att.) |
| 4. | Percy Coleman | 1997-00 | 5.64 (1,243 yards on 221 att.) |
| 5. | Jordan Howard | 2013-14 | 5.48 (2,468 yards on 451 att.) |
| 6. | Pat Shed | 2010-11 | 4.93 (1,070 yards on 217 att.) |
| 7. | Joe Webb | 2006-09 | 5.38 (2,774 yards on 516 att.) |
| 8. | Robert Davis | 1994, '96 | 5.17 (895 yards on 173 att.) |
| 9. | Lucious Foster | 1996-98 | 5.13 (1,463 yards on 285 att.) |
| 10. | Corey White | 2003-06 | (1,925 yards on 409 att.) |

Single Season (Min. 50 att.)

| | | | |
|-----|------------------|------|--------------------------------|
| 1. | Carl Sanders | 1996 | 6.87 (1,154 yards on 168 att.) |
| 2. | Joe Webb | 2009 | 6.29 (1,427 yards on 227 att.) |
| 3. | Marculus Elliott | 2006 | 6.11 (312 yards on 51 att.) |
| 4. | Jordan Howard | 2013 | 6.08 (881 yards on 145 att.) |
| 5. | Terry Collier | 1995 | 5.87 (839 on 143 att.) |
| 6. | Lucious Foster | 1998 | 5.68 (568 yards on 100 att.) |
| 7. | Percy Coleman | 1999 | 5.65 (689 yards on 122 att.) |
| 8. | Robert Davis, | 1996 | 5.59 (486 yards on 87 att.) |
| 9. | Corey White | 2004 | 5.56 (589 yards on 106 att.) |
| 10. | David Isabelle | 2010 | 5.42 (396 yards on 73 att.) |

« Yards Gained Per Game »

Career Yards Gained Per Game

| | | | |
|----|----------------|---------|---------------------------------|
| 1. | Jordan Howard | 2013-14 | 107.3 (2,468 yards in 23 games) |
| 2. | Carl Sanders | 1996-97 | 97.2 (1,263 yards in 13 games) |
| 3. | Terry Collier | 1995 | 76.3 (839 yards in 11 games) |
| 4. | Pat Green | 1991-94 | 76.1 (2,817 yards in 37 games) |
| 5. | Joe Webb | 2006-09 | 75.0 (2,774 yards in 37 games) |
| 6. | Darrin Reaves | 2011-13 | 70.8 (2,337 yards in 33 games) |
| 7. | Pat Shed | 2010-11 | 62.9 (1,070 yards in 17 games) |
| 8. | Dan Burks | 2002-06 | 53.0 (2,277 yards in 43 games) |
| 9. | Lucious Foster | 1996-98 | 52.3 (1,463 yards in 28 games) |

Single-Season Yards Gained Per Game

| | | | |
|----|---------------|------|------------------|
| 1. | Jordan Howard | 2014 | 132.2 (12 games) |
| 2. | Joe Webb | 2009 | 118.9 (12 games) |
| 3. | Carl Sanders | 1996 | 104.9 (11 games) |
| 4. | Pat Green | 1991 | 92.6 (9 games) |
| 5. | Darrin Reaves | 2012 | 86.4 (12 games) |
| 6. | Joe Webb | 2008 | 85.1 (12 games) |
| 7. | Jordan Howard | 2013 | 80.1 (11 games) |
| 8. | Jegil Dugger | 2000 | 77.5 (11 games) |

| | | | |
|-----|---------------|------|-----------------|
| 9. | Darrin Reaves | 2013 | 77.3 (12 games) |
| 10. | Jegil Dugger | 2001 | 76.3 (11 games) |
| | Terry Collier | 1995 | 76.3 (11 games) |

« Rushing Touchdowns »

Career Touchdowns

| | | | |
|----|----------------|---------|----|
| 1. | Pat Green | 1991-94 | 35 |
| 2. | Darrin Reaves | 2011-13 | 27 |
| 3. | Corey White | 2003-06 | 25 |
| 4. | Joe Webb | 2006-09 | 24 |
| 5. | Jordan Howard | 2013-14 | 15 |
| 6. | Daniel Dixon | 1997-00 | 13 |
| | Jegil Dugger | 1998-01 | 13 |
| 8. | Kendal Gibson | 2001-02 | 11 |
| 9. | Dan Burks | 2002-06 | 10 |
| | Lucious Foster | 1996-98 | 10 |
| | Robert Davis | 1994-96 | 10 |

Single-Season Touchdowns

| | | | |
|----|---------------|------|----|
| 1. | Jordan Howard | 2014 | 13 |
| | Darrin Reaves | 2012 | 13 |
| 3. | Darrin Reaves | 2013 | 12 |
| 4. | Joe Webb | 2009 | 11 |
| | Joe Webb | 2008 | 11 |
| 6. | Pat Green | 1993 | 10 |
| | Pat Green | 1991 | 9 |
| 8. | Corey White | 2004 | 8 |
| | Pat Green | 1994 | 8 |
| | Pat Green | 1992 | 8 |

Single-Game Touchdowns

| | | | |
|----|-------------------------------------|------|---|
| 1. | D.J. Vinson vs. Alabama A&M | 2014 | 5 |
| 2. | Darrin Reaves at Tulane | 2012 | 3 |
| | Darrin Reaves vs. Tulsa | 2012 | 3 |
| | David Isabelle vs. Florida Atlantic | 2010 | 3 |
| | Joe Webb at Tulane | 2008 | 3 |
| | Joe Webb vs. Memphis | 2008 | 3 |
| | Corey White vs. Memphis | 2006 | 3 |
| | Daniel Dixon at Southwestern La. | 1997 | 3 |
| | Corey White vs. South Florida | 2004 | 3 |
| | Carl Sanders vs. Charleston So. | 996 | 3 |
| | Robert Davis at LA Tech | 1996 | 3 |
| | Pat Green at Charleston Southern | 1993 | 3 |
| | Pat Green at Clinch Valley | 1992 | 3 |
| | David Thornton vs. Miles | 1992 | 3 |
| | Pat Green at Hampden-Sydney | 1991 | 3 |

« Games Gaining 100 Yards Or More »

Career

| | | | |
|-----|------------------|---------|----|
| 1. | Joe Webb | 2006-09 | 12 |
| 2. | Jordan Howard | 2013-14 | 11 |
| 3. | Pat Green | 1991-94 | 10 |
| 4. | Jegil Dugger | 1998-01 | 7 |
| 5. | Carl Sanders | 1996-97 | 6 |
| 6. | Darrin Reaves | 2011-13 | 5 |
| | Corey White | 2003-06 | 5 |
| | Lucious Foster | 1996-98 | 5 |
| 9. | Marculus Elliott | 2003-06 | 4 |
| 10. | Dan Burks | 2002-06 | 3 |
| | Terry Collier | 1995 | 3 |

Single Season

| | | | |
|----|----------------|------|---|
| 1. | Joe Webb | 2009 | 8 |
| | Jordan Howard | 2014 | 8 |
| 3. | Carl Sanders | 1996 | 5 |
| | Pat Green | 1991 | 5 |
| 5. | Joe Webb | 2008 | 4 |
| | Jegil Dugger | 2000 | 4 |
| 7. | Jordan Howard | 2013 | 3 |
| | Darrin Reaves | 2013 | 3 |
| | Darrin Reaves | 2012 | 3 |
| | Jegil Dugger | 2001 | 3 |
| | Lucious Foster | 1997 | 3 |
| | Terry Collier | 1995 | 3 |
| | Pat Green | 1993 | 3 |
| | Pat Green | 1992 | 3 |

Single Season Yards Gained By A Freshman

| | | | |
|----|---------------|------|-----|
| 1. | Jordan Howard | 2013 | 881 |
| 2. | Pat Green | 1991 | 833 |
| 3. | Dan Burks | 2002 | 554 |
| 4. | Trey Chaney | 2003 | 479 |
| 5. | Chris Daniels | 1995 | 449 |
| 6. | Darrin Reaves | 2011 | 372 |
| 7. | Corey White | 2003 | 332 |
| 8. | Bo Moncur | 2003 | 325 |
| 9. | Bashr Coles | 2012 | 262 |

Single Game Yards Gained By A Freshman

| | | | |
|----|------------------------------------|------|-----|
| 1. | Jordan Howard at FIU | 2013 | 159 |
| 2. | Jordan Howard vs. Middle Tennessee | 2013 | 154 |
| | Daniel Dixon at Southwestern La. | 1997 | 154 |

| | | | |
|-----|---------------------------------------|------|-----|
| 4. | Pat Green at Hampden-Sydney | 1991 | 152 |
| 5. | Chris Daniels vs. Charleston Southern | 1995 | 139 |
| | Pat Green vs. Clinch Valley | 1991 | 139 |
| 7. | Corey White vs. Tulane | 2003 | 138 |
| 8. | Bo Moncur at Baylor | 2003 | 136 |
| 9. | Corey White at Houston | 2003 | 123 |
| 10. | Pat Green vs. Lindenwood | 1991 | 115 |

« Rushing By A Quarterback »

Career Attempts

| | | | |
|----|-----------------|---------|-------------------|
| 1. | Joe Webb | 2006-09 | 516 (2,774 yards) |
| 2. | Daniel Dixon | 1999-00 | 293 (308 yards) |
| 3. | Darrell Hackney | 2002-05 | 255 (92 yards) |
| 4. | Jonathan Perry | 2011-13 | 189 (640 yards) |
| 5. | Thomas Cox | 1999-02 | 183 (663 yards) |
| 6. | Lee Jolly | 1997-99 | 143 (196 yards) |
| 7. | Sam Hunt | 2006-07 | 137 (446 yards) |
| 8. | Rodney Hudson | 1995-96 | 128 (328 yards) |
| 9. | Cody Clements | 2014 | 91 (160 yards) |

Single Season Attempts

| | | | |
|-----|-----------------|------|-------------------|
| 1. | Joe Webb | 2009 | 227 (1,427 yards) |
| 2. | Joe Webb | 2008 | 198 (1,021 yards) |
| 3. | Jonathan Perry | 2012 | 118 (61 yards) |
| 4. | Daniel Dixon | 1999 | 114 (50 yards) |
| 5. | Rodney Hudson | 1996 | 106 (356 yards) |
| 6. | Thomas Cox | 2001 | 101 (445 yards) |
| 7. | Daniel Dixon | 1998 | 95 (107 yards) |
| 8. | Jonathan Perry | 2011 | 92 (294 yards) |
| 9. | Cody Clements | 2014 | 91 (160 yards) |
| 10. | Darrell Hackney | 2002 | 85 (-14 yards) |

Single Game Attempts

| | | | |
|-----|-------------------------------------|------|---------------|
| 1. | Thomas Cox vs. Tulane | 2001 | 26 (177 yds.) |
| 2. | Joe Webb at East Carolina | 2009 | 25 (132 yds.) |
| | Joe Webb at Houston | 2008 | 25 (72 yds.) |
| | Thomas Cox vs. Houston | 2001 | 25 (133 yds.) |
| 5. | Joe Webb vs. Southern Miss | 2009 | 24 (138 yds.) |
| | Daniel Dixon at Louisville | 1999 | 24 (79 yds.) |
| 7. | David Isabelle vs. Florida Atlantic | 2010 | 22 (214 yds.) |
| | Joe Webb at UCF | 2008 | 22 (80 yds.) |
| 9. | Joe Webb at Memphis | 2009 | 21 (52 yds.) |
| 10. | Joe Webb vs. Rice | 2009 | 20 (194 yds.) |
| | Joe Webb vs. Marshall | 2008 | 20 (135 yds.) |

MEDIA

TEAM

STAFF

PLAYERS

HISTORY

GREATER BHAM



HISTORY

Career Yards Gained

| | | | |
|----|----------------|---------|------------------|
| 1. | Joe Webb | 2006-09 | 2,774 (516 att.) |
| 2. | David Isabelle | 2009-10 | 684 (105 att.) |
| 3. | Thomas Cox | 1999-02 | 663 (183 att.) |
| 4. | Jonathan Perry | 2011-13 | 640 (189 att.) |
| 5. | Sam Hunt | 2006-07 | 446 (137 att.) |
| 6. | Rodney Hudson | 1995-96 | 328 (128 att.) |
| 7. | Daniel Dixon | 1997-00 | 308 (293 att.) |
| 8. | Cody Clements | 2014 | 160 (91 att.) |

Single Season Yards Gained

| | | | |
|----|----------------|------|------------------|
| 1. | Joe Webb | 2009 | 1,427 (227 att.) |
| 2. | Joe Webb | 2008 | 1,021 (198 att.) |
| 3. | Thomas Cox | 2001 | 445 (101 att.) |
| 4. | David Isabelle | 2010 | 396 (32 att.) |
| 5. | Rodney Hudson | 1996 | 356 (106 att.) |
| 6. | Jonathan Perry | 2011 | 294 (92 att.) |
| 7. | Cody Clements | 2014 | 160 (91 att.) |

« 100-Yard Single-Game Rushers »

| | | | |
|-----|-------------------------------------|------|---------------|
| 1. | Jordan Howard at Southern Miss | 2014 | 262 (35 att.) |
| 2. | Carl Sanders vs. Charleston So. | 1996 | 240 (20 att.) |
| 3. | Darrin Reaves at Southern Miss | 2012 | 223 (35 att.) |
| 4. | David Isabelle vs. Florida Atlantic | 2010 | 214 (22 att.) |
| 5. | Pat Green at Clinch Valley | 1992 | 211 (33 att.) |
| | Lucious Foster vs. UT Martin | 1998 | 211 (18 att.) |
| 7. | Corey White at Memphis | 2005 | 200 (28 att.) |
| 8. | Joe Webb vs. Rice | 2009 | 194 (20 att.) |
| 9. | Darrin Reaves vs. Marshall | 2012 | 184 (32 att.) |
| 10. | Jordan Howard at WKU | 2014 | 183 (34 att.) |
| 11. | Jordan Howard vs. Troy | 2014 | 179 (19 att.) |
| 12. | Darrin Reaves vs. NW (La.) State | 2013 | 178 (17 att.) |
| 13. | Thomas Cox vs. Tulane | 2001 | 177 (26 att.) |
| 14. | Pat Shed at Southern Miss | 2010 | 176 (29 att.) |
| | Pat Green vs. Charleston So. | 1992 | 176 (24 att.) |
| 16. | Lucious Foster vs. JSU | 1997 | 175 (31 att.) |
| | Carl Sanders vs. SW Louisiana | 1996 | 175 (17 att.) |
| 18. | Jordan Howard vs. Marshall | 2014 | 168 (39 att.) |
| 19. | Jordan Howard at FAU | 2014 | 167 (35 att.) |
| 20. | Darrin Reaves at Tulane | 2012 | 166 (21 att.) |
| | Percy Coleman at Louisville | 1999 | 166 (19 att.) |
| 22. | Joe Webb at UTEP | 2009 | 163 (20 att.) |
| 23. | Robert Davis vs. Charleston So. | 1996 | 160 (18 att.) |
| 24. | Jordan Howard at FIU | 2013 | 159 (20 att.) |
| 25. | Jordan Howard vs. Middle Tenn. | 2013 | 154 (23 att.) |
| | Daniel Dixon at SW Louisiana | 1997 | 154 (14 att.) |
| | Lucious Foster vs. WKU | 1997 | 154 (25 att.) |
| 28. | Jegil Dugger vs. UL Lafayette | 2000 | 153 (21 att.) |
| 29. | Pat Green at Hampden-Sydney | 1991 | 152 (29 att.) |
| 30. | Carl Sanders vs. Arkansas State | 1996 | 150 (20 att.) |
| 31. | Rodney Hudson vs. WKU | 1996 | 148 (19 att.) |
| 32. | Dan Burks vs. Memphis | 2004 | 146 (23 att.) |
| 33. | Carl Sanders vs. Central Florida | 1996 | 144 (21 att.) |
| 34. | Terry Collier at WKU | 1995 | 140 (14 att.) |
| 35. | Chris Daniels vs. Charleston So. | 1995 | 139 (21 att.) |
| | Pat Green vs. Clinch Valley | 1991 | 139 (24 att.) |
| 37. | Joe Webb vs. Southern Miss | 2009 | 138 (24 att.) |
| | Corey White vs. Tulane | 2003 | 138 (24 att.) |
| | Carl Sanders vs. JSU | 1996 | 138 (22 att.) |
| | Carl Fair vs. ULM | 1999 | 138 (15 att.) |
| 41. | Joe Webb vs. UCF | 2009 | 137 (18 att.) |
| 42. | Joe Webb vs. Tulsa | 2008 | 136 (18 att.) |
| | Bo Moncur at Baylor | 2003 | 136 (21 att.) |
| 44. | Joe Webb vs. Marshall | 2008 | 135 (20 att.) |
| 45. | Thomas Cox vs. Houston | 2001 | 133 (25 att.) |
| | Pat Green vs. Morehead State | 1993 | 133 (19 att.) |
| 47. | Joe Webb at East Carolina | 2009 | 132 (25 att.) |
| 48. | Joe Webb at Tulane | 2008 | 130 (18 att.) |
| 49. | Joe Webb at Marshall | 2009 | 129 (18 att.) |
| | Marculus Elliott vs. Marshall | 2006 | 129 (14 att.) |
| | Corey White vs. Memphis | 2006 | 129 (28 att.) |
| 52. | Jordan Howard vs. LA Tech | 2014 | 127 (27 att.) |
| 53. | Pat Shed vs. Memphis | 2010 | 125 (20 att.) |
| 54. | Joe Webb vs. Florida Atlantic | 2009 | 123 (16 att.) |
| | Jordan Howard at Marshall | 2013 | 123 (22 att.) |
| | Corey White at Houston | 2003 | 123 (20 att.) |
| 57. | Jegil Dugger vs. Montana State | 2001 | 122 (25 att.) |
| | Jegil Dugger at Kansas | 2000 | 122 (18 att.) |
| 59. | Joe Webb vs. Alabama State | 2008 | 121 (14 att.) |
| | Joe Webb at Ole Miss | 2009 | 121 (17 att.) |
| | Jordan Howard at Middle Tenn. | 2014 | 121 (32 att.) |
| 62. | Marculus Elliott vs. UCF | 2005 | 116 (8 att.) |
| | Jegil Dugger vs. Houston | 2001 | 116 (23 att.) |
| 64. | Pat Green vs. Lindenwood | 1991 | 115 (24 att.) |
| 65. | Pat Green at Wofford | 1993 | 114 (23 att.) |
| 66. | David Thornton vs. Miles | 1993 | 113 (23 att.) |
| | Pat Green vs. Millsaps | 1992 | 113 (27 att.) |
| 68. | Trey Chaney vs. Cincinnati | 2003 | 112 (29 att.) |
| 69. | Darrin Reaves vs. Middle Tenn. | 2013 | 111 (27 att.) |
| 70. | Dan Burks vs. Army | 2004 | 110 (14 att.) |
| 71. | Jegil Dugger vs. Tulane | 2001 | 109 (28 att.) |
| 72. | Terry Collier vs. Knoxville Co. | 1995 | 108 (16 att.) |
| | Terry Collier at North Texas | 1995 | 108 (21 att.) |
| 74. | Lucious Foster vs. Tenn. Tech | 1997 | 107 (24 att.) |
| 75. | Corey White at UTEP | 2005 | 106 (21 att.) |
| | Thomas Banks vs. Charleston So. | 1995 | 106 (7 att.) |
| | D.J. Vinson vs. Alabama A&M | 2014 | 106 (25 att.) |
| 78. | Marculus Elliott vs. East Carolina | 2005 | 105 (20 att.) |
| 79. | Darrin Reaves at Troy | 2013 | 104 (22 att.) |
| | Rashaud Slaughter vs. FAU | 2009 | 104 (4 att.) |
| | Cory Conley at Louisiana Tech | 1998 | 104 (16 att.) |
| 82. | Chris Daniels vs. Miles College | 1995 | 103 (22 att.) |
| 83. | Theron Dudley vs. Memphis | 2002 | 102 (14 att.) |
| | Jegil Dugger vs. Middle Tenn. | 2000 | 102 (25 att.) |
| | Jordan Howard vs. FIU | 2014 | 102 (21 att.) |
| 86. | Jegil Dugger vs. Southern Miss | 2000 | 101(26 att.) |
| | Carl Sanders at Louisiana Tech | 1996 | 101 (18 att.) |
| | Pat Green vs. Lambuth | 1993 | 101 (22 att.) |
| | Pat Green at Charleston So. | 1991 | 101 (25 att.) |
| 90. | David Thornton vs. Lane | 1992 | 100 (24 att.) |

Single Game Yards Gained

| | | | |
|----|----------------------------|------|---------------|
| 1. | David Isabelle vs. FAU | 2010 | 214 (22 att.) |
| 2. | Joe Webb vs. Rice | 2009 | 194 (20 att.) |
| 3. | Thomas Cox vs. Tulane | 2001 | 177 (26 att.) |
| 4. | Joe Webb at UTEP | 2009 | 163 (20 att.) |
| 5. | Daniel Dixon at SW La. | 1997 | 154 (14 att.) |
| 6. | Rodney Hudson vs. WKU | 1996 | 148 (19 att.) |
| 7. | Joe Webb vs. Southern Miss | 2009 | 138 (24 att.) |
| 8. | Joe Webb vs. UCF | 2009 | 137 (18 att.) |

Career Rushing Touchdowns

| | | | |
|----|-----------------|---------|----|
| 1. | Joe Webb | 2006-09 | 24 |
| 2. | Daniel Dixon | 1997-00 | 13 |
| 3. | Thomas Cox | 1999-02 | 9 |
| 4. | Kevin Drake | 1994-97 | 7 |
| 5. | Darrell Hackney | 2002-05 | 6 |
| | Rodney Hudson | 1995-96 | 6 |
| 7. | Cody Clements | 2014 | 4 |

Single Season Rushing Touchdowns

| | | | |
|----|---------------|------|----|
| 1. | Joe Webb | 2009 | 11 |
| | Joe Webb | 2008 | 11 |
| 3. | Daniel Dixon | 1999 | 6 |
| | Kevin Drake | 1995 | 6 |
| 5. | Thomas Cox | 2001 | 5 |
| | Rodney Hudson | 1996 | 5 |
| 7. | Cody Clements | 2014 | 4 |

Single Game Rushing Touchdowns

| | | | |
|----|----------------------------------|------|---|
| 1. | Joe Webb vs. Memphis | 2008 | 3 |
| | Joe Webb vs. Tulane | 2008 | 3 |
| | Daniel Dixon at Southwestern La. | 1997 | 3 |
| 4. | Thomas Cox vs. Tulane | 2001 | 2 |
| | Thomas Cox vs. Houston | 2001 | 2 |
| | Daniel Dixon vs. LA Tech | 1999 | 2 |
| | Thomas Cox vs. East Carolina | 1999 | 2 |
| | Daniel Dixon vs. Kansas | 1998 | 2 |
| | Rodney Hudson vs. Arkansas State | 1996 | 2 |
| | Kevin Drake vs. Wofford | 1995 | 2 |

Opponents 150 Or More Yards Rushing In Single-Game

| | | | |
|----|------------------------------------|------|---------------|
| 1. | Kevin Smith, UCF | 2007 | 320 (41 att.) |
| 2. | Andre Hall, South Florida | 2004 | 275 (29 att.) |
| 3. | Matt Forte, Tulane | 2007 | 209 (32 att.) |
| 4. | Shawn Southward, Troy | 2012 | 204 (28 att.) |
| 5. | Jerious Norwood, Mississippi State | 2004 | 201 (24 att.) |

| Rushing Leaders Year-by-Year | | | | |
|------------------------------|-------------------|------|-------|------|
| Year | Player | Att. | Yds | Avg |
| 1991 | Pat Green | 196 | 833 | 4.25 |
| 1992 | Pat Green | 135 | 661 | 4.90 |
| 1993 | Pat Green | 198 | 792 | 4.00 |
| 1994 | Pat Green | 101 | 531 | 5.26 |
| 1995 | Terry Collier | 143 | 839 | 5.87 |
| 1996 | Carl Sanders | 168 | 1,154 | 6.87 |
| 1997 | Lucious Foster | 149 | 737 | 4.90 |
| 1998 | Lucious Foster | 100 | 568 | 5.68 |
| 1999 | Percy Coleman | 122 | 689 | 5.65 |
| 2000 | Jegil Dugger | 177 | 852 | 4.81 |
| 2001 | Jegil Dugger | 218 | 839 | 3.85 |
| 2002 | Dan Burks | 124 | 554 | 4.47 |
| 2003 | Trey Chaney | 136 | 479 | 3.52 |
| 2004 | Dan Burks | 164 | 880 | 5.37 |
| 2005 | Corey White | 130 | 632 | 4.91 |
| 2006 | Dan Burks | 108 | 432 | 4.00 |
| 2007 | Rashaud Slaughter | 100 | 325 | 3.25 |
| 2008 | Joe Webb | 198 | 1,021 | 5.16 |
| 2009 | Joe Webb | 227 | 1,427 | 6.28 |
| 2010 | Pat Shed | 157 | 847 | 5.39 |
| 2011 | Greg Franklin | 84 | 430 | 5.12 |
| 2012 | Darrin Reaves | 215 | 1,037 | 4.82 |
| 2013 | Darrin Reaves | 201 | 928 | 4.62 |
| 2014 | Jordan Howard | 306 | 1,587 | 5.18 |

Opponents 150 Or More Yards Rushing (cont.)

| | | | |
|-----|----------------------------------|------|---------------|
| 6. | Alfred Morris, Florida Atlantic | 2011 | 198 (38 att.) |
| 7. | Trung Canidate, Arizona | 1997 | 192 (23 att.) |
| 8. | Robert Cooper, Cincinnati | 1996 | 191 (17 att.) |
| 9. | Tarrison Adams, Tulsa | 2007 | 183 (24 att.) |
| | Jovan Jackson, Tulane | 2003 | 183 (26 att.) |
| 11. | Earnest Graham, Florida | 2002 | 182 (13 att.) |
| 12. | Devon Johnson, Marshall | 2014 | 175 (20 att.) |
| 13. | Robert Cooper, Cincinnati | 1999 | 174 (25 att.) |
| 14. | Vintavious Cooper, East Carolina | 2012 | 172 (26 att.) |
| 15. | Reggie Bulluck, East Carolina | 2011 | 169 (24 att.) |
| 16. | Joseph Doss, Memphis | 2007 | 168 (19 att.) |
| 17. | DeAngelo Williams, Memphis | 2005 | 167 (21 att.) |
| 18. | Anthony Evans, Houston | 2003 | 165 (32 att.) |
| 19. | Donald Buckram, UTEP | 2009 | 164 (28 att.) |
| 20. | Demetris Summers, South Carolina | 2003 | 161 (21 att.) |
| 21. | Reggie Whatley, Middle Tennessee | 2013 | 155 (15 att.) |
| 22. | Jonathan Williams, Arkansas | 2014 | 153 (18 att.) |
| 23. | Rashad Armstrong, Baylor | 2003 | 152 (25 att.) |

MEDIA

TEAM

STAFF

PLAYERS

HISTORY

GREATER BHAM



« Passing »

Career Yardage

| | | | |
|-----|-----------------|---------|-------|
| 1. | Darrell Hackney | 2002-05 | 9,886 |
| 2. | John Whitcomb | 1992-94 | 7,420 |
| 3. | Joe Webb | 2006-09 | 5,771 |
| 4. | Jonathan Perry | 2011-13 | 4,454 |
| 5. | Austin Brown | 2012-13 | 3,872 |
| 6. | Bryan Ellis | 2008-11 | 3,697 |
| 7. | Daniel Dixon | 1997-00 | 3,085 |
| 8. | Sam Hunt | 2006-07 | 2,560 |
| 9. | Cody Clements | 2014 | 2,227 |
| 10. | Lee Jolly | 1997-99 | 2,063 |

Single Season Yardage

| | | | |
|-----|-----------------|------|-------|
| 1. | Darrell Hackney | 2005 | 3,180 |
| 2. | Darrell Hackney | 2004 | 3,070 |
| 3. | John Whitcomb | 1994 | 3,031 |
| 4. | John Whitcomb | 1993 | 3,012 |
| 5. | Bryan Ellis | 2010 | 2,940 |
| 6. | Austin Brown | 2012 | 2,673 |
| 7. | Joe Webb | 2008 | 2,367 |
| 8. | Joe Webb | 2009 | 2,299 |
| 9. | Cody Clements | 2014 | 2,227 |
| 10. | Jonathan Perry | 2011 | 2,042 |

Career Yards Gained Per Game

| | | | |
|----|-----------------|---------|---------------------------------|
| 1. | John Whitcomb | 1992-94 | 247.3 (7,420 in 30 games) |
| 2. | Darrell Hackney | 2002-05 | 241.1 (9,886 in 41 games) |
| 3. | Bryan Ellis | 2008-11 | 194.6 (3,697 in 19 games) |
| 4. | Austin Brown | 2012-13 | 184.4 (3,872 yards in 21 games) |
| 5. | Doug Gann | 1991 | 157.0 (1,413 in nine games) |
| 6. | Joe Webb | 2006-09 | 156.0 (5,771 in 37 games) |
| 7. | Jonathan Perry | 2010-13 | 148.5 (4,454 in 30 games) |
| 8. | Sam Hunt | 2006-07 | 134.7 (2,560 in 19 games) |
| 9. | Jeff Aaron | 2000-01 | 130.9 (1,963 in 15 games) |

Single Season Yards Gained Per Game

| | | | |
|----|-----------------|------|---------------------------------|
| 1. | Darrell Hackney | 2005 | 289.1 (3,180 in 11 games) |
| 2. | John Whitcomb | 1994 | 275.6 (3,031 in 11 games) |
| 3. | John Whitcomb | 1993 | 273.8 (3,012 in 11 games) |
| 4. | Bryan Ellis | 2010 | 267.3 (2,940 in 11 games) |
| 5. | Darrell Hackney | 2004 | 255.8 (3,070 in 12 games) |
| 6. | Darrell Hackney | 2003 | 237.0 (1,659 in seven games) |
| 7. | John Whitcomb | 1992 | 229.5 (1,377 in six games) |
| 8. | Austin Brown | 2012 | 222.8 (2,673 yards in 12 games) |

| | | | |
|-----|---------------|------|---------------------------------|
| 9. | Cody Clements | 2014 | 202.5 (2,227 yards in 11 games) |
| 10. | Joe Webb | 2008 | 197.2 (2,367 in 12 games) |

Career Yards Per Attempt

| | | | |
|-----|-----------------|---------|----------------------------------|
| 1. | Cody Clements | 2014 | 8.09 (2,227 yards in 275 att.) |
| 2. | Darrell Hackney | 2002-05 | 7.93 (9,886 yards in 1,246 att.) |
| 3. | John Whitcomb | 1992-94 | 7.84 (7,420 yards in 947 att.) |
| 4. | Jonathan Perry | 2011-13 | 7.47 (4,454 yards in 596 att.) |
| 5. | Joe Webb | 2006-09 | 7.29 (5,771 yards in 792 att.) |
| 6. | Austin Brown | 2012-13 | 7.26 (3,872 yards in 533 att.) |
| 7. | Lee Jolly | 1997-99 | 6.92 (2,063 yards in 298 att.) |
| 8. | Bryan Ellis | 2008-11 | 6.82 (2,954 in 415 att.) |
| 9. | Sam Hunt | 2006-07 | 6.20 (2,560 in 413 att.) |
| 10. | Rodney Hudson | 1995-96 | 6.09 (1,590 in 261 att.) |

Single Season Yards Per Attempt

| | | | |
|-----|-----------------|------|--------------------------------|
| 1. | John Whitcomb | 1994 | 8.68 (3,031 yards in 349 att.) |
| 2. | Darrell Hackney | 2004 | 8.58 (3,070 yards in 358 att.) |
| 3. | Joe Webb | 2009 | 8.48 (2,299 yards in 271 att.) |
| 4. | Jonathan Perry | 2012 | 8.47 (1,033 yards in 122 att.) |
| 5. | Darrell Hackney | 2005 | 8.24 (3,180 yards in 386 att.) |
| 6. | Cody Clements | 2014 | 8.09 (2,227 yards in 275 att.) |
| 7. | Darrell Hackney | 2003 | 7.94 (1,659 yards in 209 att.) |
| 8. | Jonathan Perry | 2013 | 7.93 (1,379 yards in 174 att.) |
| 9. | John Whitcomb | 1993 | 7.74 (3,012 yards in 389 att.) |
| 10. | Austin Brown | 2012 | 7.52 (2,673 yards in 355 att.) |

Career Yards Per Completion

| | | | |
|-----|-----------------|---------|----------------------------|
| 1. | Rodney Hudson | 1995-96 | 14.46 (1,590 in 110 comp.) |
| 2. | Darrell Hackney | 2002-05 | 14.24 (9,886 in 694 comp.) |
| 3. | Lee Jolly | 1997-99 | 14.13 (2,063 in 146 comp.) |
| 4. | Thomas Cox | 1999-01 | 14.12 (946 in 67 comp.) |
| 5. | John Whitcomb | 1992-94 | 13.25 (7,420 in 560 comp.) |
| 6. | Jonathan Perry | 2011-13 | 13.10 (4,454 in 340 comp.) |
| 7. | Austin Brown | 2012-13 | 12.99 (3,872 in 298 comp.) |
| 8. | Sam Hunt | 2006-07 | 12.61 (2,560 in 203 comp.) |
| 9. | Kevin Drake | 1994-97 | 12.47 (1,284 in 103 comp.) |
| 10. | Bryan Ellis | 2008-11 | 12.36 (3,697 in 299 comp.) |

Single Season Yards Per Completion

| | | | |
|----|-----------------|------|----------------------------|
| 1. | Darrell Hackney | 2003 | 15.65 (1,659 in 106 comp.) |
| 2. | Darrell Hackney | 2004 | 15.58 (3,070 in 197 comp.) |
| 3. | Rodney Hudson | 1996 | 15.27 (1,176 in 77 comp.) |
| 4. | Jonathan Perry | 2013 | 14.99 (1,379 in 92 comp.) |
| 5. | John Whitcomb | 1994 | 14.43 (3,031 in 210 comp.) |

| | | | |
|-----|----------------|------|----------------------------|
| 6. | Joe Webb | 2009 | 14.19 (2,299 in 162 comp.) |
| 7. | Lee Jolly | 1997 | 14.17 (1,530 in 108 comp.) |
| 8. | Lee Jolly | 1998 | 14.03 (533 in 88 comp.) |
| 9. | Jonathan Perry | 2012 | 13.96 (1,033 in 74 comp.) |
| 10. | Kevin Drake | 1995 | 13.55 (691 in 51 comp.) |

« Pass Attempts »

Career Attempts

| | | | |
|-----|-----------------|---------|-------|
| 1. | Darrell Hackney | 2002-05 | 1,246 |
| 2. | John Whitcomb | 1992-94 | 947 |
| 3. | Joe Webb | 2006-09 | 792 |
| 4. | Jonathan Perry | 2011-13 | 596 |
| 5. | Daniel Dixon | 1997-00 | 540 |
| 6. | Bryan Ellis | 2008-11 | 539 |
| 7. | Austin Brown | 2012-13 | 533 |
| 8. | Sam Hunt | 2006-07 | 413 |
| 9. | Jeff Aaron | 2000-01 | 330 |
| 10. | Lee Jolly | 1997-99 | 298 |

Single Season Attempts

| | | | |
|-----|-----------------|------|-----|
| 1. | Bryan Ellis | 2010 | 411 |
| 2. | John Whitcomb | 1993 | 389 |
| 3. | Darrell Hackney | 2005 | 386 |
| 4. | Darrell Hackney | 2004 | 358 |
| 5. | Austin Brown | 2012 | 355 |
| 6. | Joe Webb | 2008 | 353 |
| 7. | John Whitcomb | 1994 | 349 |
| 8. | Sam Hunt | 2007 | 331 |
| 9. | Jonathan Perry | 2011 | 300 |
| 10. | Darrell Hackney | 2002 | 293 |

Single Game Attempts

| | | | |
|-----|----------------------------------|------|----|
| 1. | Bryan Ellis at Tennessee | 2010 | 55 |
| 2. | Darrell Hackney vs. Hawaii | 2004 | 54 |
| 3. | Doug Gann vs. Tenn.Wesleyan | 1992 | 53 |
| 4. | Austin Brown at Tulane | 2012 | 52 |
| 5. | Bryan Ellis vs. East Carolina | 2010 | 49 |
| 6. | Jonathan Perry at Memphis | 2011 | 48 |
| | Joe Webb at Florida Atlantic | 2008 | 48 |
| 8. | John Whitcomb vs. Troy | 1993 | 46 |
| | Doug Gann vs. Hampden-Sydney | 1991 | 46 |
| 10. | Bryan Ellis at Mississippi State | 2010 | 45 |
| | Bryan Ellis vs. Marshall | 2010 | 45 |

Career Pass Attempts Per Game (Min. 10 games)

| | | | |
|-----|-----------------|---------|---------------------------|
| 1. | John Whitcomb | 1992-94 | 31.57 (947 in 30 games) |
| 2. | Darrell Hackney | 2002-05 | 30.39 (1,246 in 41 games) |
| 3. | Bryan Ellis | 2008-11 | 28.39 (539 in 19 games) |
| 4. | Austin Brown | 2012-13 | 25.38 (533 in 21 games) |
| 5. | Cody Clements | 2014 | 25.00 (275 in 11 games) |
| 6. | Jeff Aaron | 2000-01 | 22.00 (330 in 15 games) |
| 7. | Sam Hunt | 2006-07 | 21.74 (413 in 19 games) |
| 8. | Joe Webb | 2006-09 | 21.41 (792 in 37 games) |
| 9. | Jonathan Perry | 2011-13 | 19.87 (596 in 30 games) |
| 10. | Rodney Hudson | 1995-96 | 16.31 (261 in 16 games) |

Single Season Pass Attempts Per Game

| | | | |
|-----|-----------------|------|----------------------------|
| 1. | Bryan Ellis | 2010 | 37.36 (411 in 11 games) |
| 2. | John Whitcomb | 1992 | 34.83 (209 in 6 games) |
| 3. | John Whitcomb | 1993 | 34.36 (389 in 11 games) |
| 4. | John Whitcomb | 1994 | 31.73 (349 in 11 games) |
| 5. | Darrell Hackney | 2003 | 29.86 (209 in seven games) |
| 6. | Darrell Hackney | 2004 | 29.83 (358 in 12 games) |
| 7. | Austin Brown | 2012 | 29.58 (355 in 12 games) |
| 8. | Joe Webb | 2008 | 29.42 (353 in 12 games) |
| 9. | Doug Gann | 1991 | 28.44 (256 in 9 games) |
| 10. | Darrell Hackney | 2002 | 26.64 (293 in 11 games) |

« Pass Completions »

Career Completions

| | | | |
|----|-----------------|---------|-----|
| 1. | Darrell Hackney | 2002-05 | 694 |
| 2. | John Whitcomb | 1992-94 | 560 |
| 3. | Joe Webb | 2006-09 | 468 |
| 4. | Jonathan Perry | 2011-13 | 340 |
| 5. | Bryan Ellis | 2008-11 | 299 |
| 6. | Austin Brown | 2012-13 | 298 |
| 7. | Daniel Dixon | 1997-00 | 219 |
| 8. | Sam Hunt | 2006-07 | 205 |
| 9. | Cody Clements | 2014 | 183 |

Single Season Completions

| | | | |
|----|-----------------|------|-----|
| 1. | Darrell Hackney | 2005 | 242 |
| 2. | John Whitcomb | 1993 | 238 |
| 3. | Bryan Ellis | 2010 | 231 |
| 4. | John Whitcomb | 1994 | 210 |
| 5. | Joe Webb | 2008 | 208 |
| 6. | Austin Brown | 2012 | 205 |
| 7. | Darrell Hackney | 2004 | 197 |
| 8. | Cody Clements | 2014 | 183 |

MEDIA

TEAM

STAFF

PLAYERS

HISTORY

GREATER BHAM



HISTORY

| | | | |
|-----|----------------|------|-----|
| 9. | Jonathan Perry | 2011 | 174 |
| 10. | Joe Webb | 2009 | 162 |

Single Game Completions

| | | | |
|----|------------------------------------|------|----|
| 1. | John Whitcomb vs. Prairie View A&M | 1994 | 33 |
| 2. | Jonathan Perry vs. UCF | 2011 | 31 |
| | Bryan Ellis vs East Carolina | 2010 | 31 |
| | Darrell Hackney vs. Hawaii | 2004 | 31 |
| 5. | Jonathan Perry at Memphis | 2011 | 29 |
| | Bryan Ellis at Tennessee | 2010 | 29 |
| | Darrell Hackney vs. Southern Miss | 2005 | 29 |
| 8. | John Whitcomb vs. Prairie View A&M | 1993 | 28 |
| | John Whitcomb vs. Troy | 1993 | 28 |
| | Doug Gann at Hampden-Sydney | 1991 | 28 |

Career Completions Per Game

| | | | |
|-----|-----------------|---------|---------------------------|
| 1. | John Whitcomb | 1992-94 | 18.67 (560 in 30 games) |
| 2. | Darrell Hackney | 2002-05 | 16.92 (694 in 41 games) |
| 3. | Cody Clements | 2014 | 16.63 (183 in 11 games) |
| 4. | Bryan Ellis | 2008-11 | 15.74 (299 in 19 games) |
| 5. | Doug Gann | 1991 | 14.33 (129 in nine games) |
| 6. | Austin Brown | 2012-13 | 14.19 (298 in 21 games) |
| 7. | Joe Webb | 2006-09 | 12.65 (468 in 37 games) |
| 8. | Jeff Aaron | 2000-01 | 11.80 (177 in 15 games) |
| 9. | Jonathan Perry | 2011-13 | 11.33 (340 in 30 games) |
| 10. | Sam Hunt | 2006-07 | 10.68 (203 in 19 games) |

Single Season Completions Per Game

| | | | |
|-----|-----------------|------|----------------------------|
| 1. | Darrell Hackney | 2005 | 22.00 (242 in 11 games) |
| 2. | John Whitcomb | 1993 | 21.64 (238 in 11 games) |
| 3. | Bryan Ellis | 2010 | 21.00 (231 in 11 games) |
| 4. | John Whitcomb | 1994 | 19.10 (210 in 11 games) |
| 5. | John Whitcomb | 1992 | 18.67 (112 in six games) |
| 6. | Joe Webb | 2008 | 17.33 (208 in 12 games) |
| 7. | Austin Brown | 2012 | 17.08 (205 in 12 games) |
| 8. | Cody Clements | 2014 | 16.63 (183 in 11 games) |
| 9. | Darrell Hackney | 2004 | 16.41 (197 in 12 games) |
| 10. | Darrell Hackney | 2003 | 15.14 (106 in seven games) |

Career Completion Percentage

| | | | |
|----|----------------|---------|----------------|
| 1. | Cody Clements | 2014 | .665 (183-275) |
| 2. | John Whitcomb | 1992-94 | .591 (560-947) |
| 3. | Joe Webb | 2006-09 | .590 (468-792) |
| 4. | Jonathan Perry | 2011-13 | .570 (340-596) |
| 5. | Austin Brown | 2012-13 | .559 (298-533) |

| | | | |
|-----|-----------------|---------|------------------|
| 6. | Darrell Hackney | 2002-05 | .557 (694-1,246) |
| 7. | Bryan Ellis | 2008-11 | .555 (299-539) |
| 8. | Jeff Aaron | 2000-01 | .536 (177-330) |
| 9. | Doug Gann | 1991 | .504 (129-256) |
| 10. | Sam Hunt | 2006-07 | .491 (203-413) |

Single Season Completion Percentage

| | | | |
|-----|-----------------|------|----------------|
| 1. | Cody Clements | 2014 | .665 (183-275) |
| 2. | Darrell Hackney | 2005 | .627 (242-386) |
| 3. | John Whitcomb | 1993 | .612 (238-389) |
| 4. | Jonathan Perry | 2012 | .607 (74-122) |
| 5. | John Whitcomb | 1994 | .602 (210-349) |
| 6. | Joe Webb | 2009 | .598 (162-271) |
| 7. | Joe Webb | 2008 | .589 (208-353) |
| 8. | Jonathan Perry | 2011 | .580 (174-300) |
| 9. | Austin Brown | 2012 | .577 (205-355) |
| 10. | Chris Williams | 2006 | .565 (95-168) |

« Touchdown Passes »

Career - Most Touchdown Passes

| | | | |
|-----|-----------------|---------|----|
| 1. | Darrell Hackney | 2002-05 | 71 |
| 2. | John Whitcomb | 1992-94 | 53 |
| 3. | Joe Webb | 2006-09 | 37 |
| 4. | Bryan Ellis | 2008-11 | 27 |
| 5. | Jonathan Perry | 2011-13 | 26 |
| 6. | Austin Brown | 2012-13 | 24 |
| 7. | Lee Jolly | 1997-99 | 17 |
| 8. | Cody Clements | 2014 | 14 |
| 9. | Chris Williams | 2003-06 | 13 |
| 10. | Sam Hunt | 2006-07 | 12 |
| | Daniel Dixon | 1997-00 | 12 |

Single Season - Most Touchdown Passes

| | | | |
|-----|-----------------|------|----|
| 1. | Darrell Hackney | 2004 | 26 |
| 2. | Bryan Ellis | 2010 | 25 |
| 3. | Darrell Hackney | 2005 | 22 |
| | John Whitcomb | 1994 | 22 |
| 5. | Joe Webb | 2009 | 21 |
| | John Whitcomb | 1993 | 21 |
| 7. | Austin Brown | 2012 | 15 |
| 8. | Darrell Hackney | 2002 | 14 |
| | Cody Clements | 2014 | 14 |
| 10. | Sam Hunt | 2007 | 12 |

Single Game - Most Touchdown Passes

| | | | |
|----|------------------------------------|------|---|
| 1. | John Whitcomb vs. Prairie View A&M | 1994 | 6 |
| | John Whitcomb vs. Prairie View A&M | 1993 | 6 |
| 3. | Bryan Ellis vs. East Carolina | 2010 | 5 |
| | Darrell Hackney vs. TCU | 2004 | 5 |
| 5. | Jonathan Perry at Memphis | 2011 | 4 |
| | Joe Webb vs. Florida Atlantic | 2009 | 4 |
| | Darrell Hackney at UTEP | 2005 | 4 |
| | Darrell Hackney at Memphis | 2005 | 4 |
| | Darrell Hackney vs. Army | 2002 | 4 |
| | John Whitcomb vs. Butler | 1993 | 4 |
| | Chris Bradford vs. Clinch Valley | 1991 | 4 |

Career Touchdown Passes Per Game

| | | | |
|-----|-----------------|---------|------|
| 1. | John Whitcomb | 1992-94 | 1.77 |
| 2. | Darrell Hackney | 2002-05 | 1.68 |
| 3. | Alvin Stokes | 1995-97 | 1.67 |
| 4. | Bryan Ellis | 2008-11 | 1.42 |
| 5. | Cody Clements | 2014 | 1.27 |
| 6. | Chris Bradford | 1991-92 | 1.25 |
| 7. | Austin Brown | 2012-13 | 1.14 |
| 8. | Joe Webb | 2006-09 | 1.00 |
| 9. | Jonathan Perry | 2011-13 | 0.87 |
| 10. | Lee Jolly | 1997-99 | 0.81 |

Single Season Touchdown Passes Per Game

| | | | |
|----|-----------------|------|------|
| 1. | Bryan Ellis | 2010 | 2.27 |
| 2. | Darrell Hackney | 2004 | 2.17 |
| 3. | Darrell Hackney | 2005 | 2.00 |
| | John Whitcomb | 1994 | 2.00 |
| 5. | John Whitcomb | 1993 | 1.91 |
| 6. | Joe Webb | 2009 | 1.75 |
| 7. | Alvin Stokes | 1995 | 1.67 |
| 8. | Cody Clements | 2014 | 1.27 |

Opponent 300-Yard Passing Performances

| PLAYER | OPP. | YR | A-C-YDS | TD | INT | SCR |
|---------------------|---------------|------|-----------|----|-----|-------|
| 1. Ryan Griffin | Tulane | 2012 | 42-34-466 | 5 | 1 | 45-55 |
| 2. Tim Rattay | LA Tech | 1999 | 35-25-466 | 5 | 0 | 41-20 |
| 3. Jordan Palmer | UTEP | 2006 | 39-25-455 | 5 | 0 | 36-17 |
| 4. Daunte Culpepper | UCF | 1996 | 36-24-421 | 3 | 0 | 35-13 |
| 5. Lester Ricard | Tulane | 2004 | 49-36-417 | 6 | 0 | 55-59 |
| 6. Levi Brown | Troy | 2009 | 32-24-413 | 2 | 1 | 14-27 |
| 7. Case Keenum | Houston | 2011 | 44-39-407 | 2 | 0 | 13-56 |
| 8. David Nara | Clinch Valley | 1992 | 49-26-407 | 4 | 1 | 30-41 |

Opponent 300-Yard Passing Performances (CONT).

| | | | | | | |
|--------------------|--------|------|-----------|---|---|-------|
| 9. Timmy Chang | Hawaii | 2004 | 46-31-405 | 4 | 0 | 40-59 |
| 10. Corey Robinson | Troy | 2010 | 44-26-404 | 2 | 0 | 34-33 |

300-Yard Passing Performances

| PLAYER | OPP. | YR | A-C-YDS | TD | INT | SCR |
|-----------------|------------------|------|-----------|----|-----|-------|
| John Whitcomb | Prairie View A&M | 1994 | 42-33-539 | 6 | 0 | 48-6 |
| Darrell Hackney | Tulane | 2004 | 38-23-448 | 2 | 0 | 55-59 |
| John Whitcomb | Prairie View A&M | 1993 | 38-28-447 | 6 | 1 | 58-12 |
| Darrell Hackney | East Carolina | 2002 | 34-20-424 | 3 | 0 | 36-29 |
| Bryan Ellis | East Carolina | 2010 | 49-31-418 | 5 | 1 | 42-54 |
| Darrell Hackney | Hawaii | 2004 | 54-31-417 | 2 | 1 | 40-59 |
| Jonathan Perry | Memphis | 2011 | 48-29-410 | 4 | 0 | 41-35 |
| Austin Brown | Tulane | 2012 | 52-26-409 | 3 | 3 | 45-55 |
| Darrell Hackney | Southern Miss | 2005 | 42-29-407 | 3 | 1 | 28-37 |
| John Whitcomb | Lindenwood | 1992 | 37-24-381 | 3 | 0 | 41-12 |
| John Whitcomb | Butler | 1993 | 31-21-380 | 4 | 0 | 31-27 |
| Joe Webb | Memphis | 2009 | 25-18-378 | 3 | 0 | 31-21 |
| Bryan Ellis | Tennessee | 2010 | 55-29-373 | 1 | 1 | 29-32 |
| Bryan Ellis | Memphis | 2010 | 38-21-361 | 3 | 2 | 31-15 |
| Bryan Ellis | Troy | 2010 | 37-23-360 | 3 | 2 | 34-33 |
| John Whitcomb | Charleston So. | 1993 | 40-22-354 | 2 | 1 | 48-20 |
| Darrell Hackney | SMU | 2005 | 35-22-344 | 2 | 2 | 27-28 |
| Darrell Hackney | Rice | 2005 | 33-24-339 | 2 | 0 | 45-26 |
| Austin Brown | Tulsa | 2012 | 30-20-337 | 3 | 1 | 42-49 |
| Darrell Hackney | TCU | 2004 | 24-15-337 | 5 | 1 | 41-25 |
| Darrell Hackney | Memphis | 2005 | 42-25-334 | 4 | 1 | 37-20 |
| Darrell Hackney | Houston | 2002 | 34-18-329 | 3 | 0 | 51-34 |
| Jonathan Perry | UCF | 2011 | 42-31-327 | 2 | 2 | 26-24 |
| Joe Webb | Florida Atlantic | 2008 | 48-26-326 | 2 | 0 | 34-49 |
| Joe Webb | UCF | 2009 | 35-20-322 | 3 | 1 | 34-27 |
| Cody Clements | North Texas | 2014 | 23-18-320 | 3 | 0 | 56-21 |
| Austin Brown | East Carolina | 2012 | 37-22-319 | 3 | 0 | 35-42 |
| Jonathan Perry | Troy | 2012 | 33-18-317 | 2 | 1 | 29-39 |
| John Whitcomb | MVSU | 1994 | 40-22-316 | 2 | 2 | 24-14 |
| Jonathan Perry | UCF | 2012 | 28-21-307 | 2 | 0 | 24-49 |
| John Whitcomb | Tenn. Wesleyan | 1992 | 53-24-304 | 1 | 2 | 12-16 |
| Austin Brown | Houston | 2012 | 43-20-302 | 1 | 1 | 17-39 |
| Austin Brown | Troy | 2013 | 29-19-301 | 3 | 0 | 34-37 |
| John Whitcomb | JSU | 1994 | 32-22-301 | 2 | 1 | 28-12 |
| Cody Clements | WKU | 2014 | 25-22-300 | 2 | 1 | 42-39 |

MEDIA

TEAM

STAFF

PLAYERS

HISTORY

GREATER BHAM



HISTORY

« Interceptions »

Career Interceptions

| | | | |
|----|-----------------|---------|----|
| 1. | John Whitcomb | 1992-94 | 39 |
| 2. | Darrell Hackney | 2002-05 | 33 |
| 3. | Daniel Dixon | 1997-00 | 27 |
| 4. | Joe Webb | 2006-09 | 25 |
| 5. | Sam Hunt | 2006-07 | 19 |
| 6. | Bryan Ellis | 2008-11 | 17 |
| 7. | Austin Brown | 2012-13 | 15 |
| | Jonathan Perry | 2011-13 | 15 |
| 9. | Doug Gann | 1991 | 13 |
| | Rodney Hudson | 1995-96 | 13 |

Single Season Interceptions

| | | | |
|-----|-----------------|------|----|
| 1. | Joe Webb | 2008 | 16 |
| 2. | John Whitcomb | 1994 | 15 |
| 3. | Sam Hunt | 2007 | 14 |
| 4. | John Whitcomb | 1993 | 13 |
| | Doug Gann | 1991 | 13 |
| 6. | Austin Brown | 2012 | 12 |
| | Bryan Ellis | 2010 | 12 |
| | Darrell Hackney | 2005 | 12 |
| 9. | John Whitcomb | 1992 | 11 |
| 10. | Daniel Dixon | 1999 | 10 |

Single Game Interceptions

| | | | |
|----|-----------------------------------|------|---|
| 1. | Joe Webb vs. SMU | 2009 | 4 |
| | Joe Webb at Southern Miss | 2008 | 4 |
| | Sam Hunt vs. Houston | 2007 | 4 |
| 4. | Austin Brown vs. Marshall | 2012 | 3 |
| | Austin Brown at Tulane | 2012 | 3 |
| | Joe Webb at Tennessee | 2008 | 3 |
| | Joe Webb at Houston | 2008 | 3 |
| | Kevin Drake at Middle Tennessee | 1995 | 3 |
| | Rodney Hudson at Western Kentucky | 1995 | 3 |
| | John Whitcomb vs. Wofford | 1994 | 3 |
| | John Whitcomb at Samford | 1992 | 3 |
| | Doug Gann vs. Ferrum | 1991 | 3 |
| | Darrell Hackney vs. East Carolina | 2005 | 3 |
| | Doug Gann vs. Ferrum | 1991 | 3 |

« Most Plays »

Career Plays

| | | | |
|----|-----------------|---------|------------------------------|
| 1. | Darrell Hackney | 2002-05 | 1,501 (1,246 pass, 255 rush) |
| 2. | Joe Webb | 2006-09 | 1,308 (792 pass, 516 rush) |

| | | | |
|-----|----------------|---------|---------------------------|
| 3. | John Whitcomb | 1992-94 | 1,023 (947 pass, 76 rush) |
| 4. | Daniel Dixon | 1997-00 | 833 (449 pass, 252 rush) |
| 5. | Jonathan Perry | 2011-13 | 785 (596 pass, 189 rush) |
| 6. | Pat Green | 1991-94 | 630 (630 rush) |
| 7. | Austin Brown | 2012-13 | 616 (533 pass, 83 rush) |
| 8. | Bryan Ellis | 2008-11 | 578 (542 pass, 36 rush) |
| 9. | Sam Hunt | 2006-07 | 550 (413 pass, 137 rush) |
| 10. | Dan Burks | 2002-06 | 486 (486 rush) |

Single Season Plays

| | | | |
|-----|-----------------|------|-----|
| 1. | Joe Webb | 2008 | 551 |
| 2. | Joe Webb | 2009 | 498 |
| 3. | Darrell Hackney | 2004 | 439 |
| 4. | Darrell Hackney | 2005 | 437 |
| 5. | Bryan Ellis | 2010 | 436 |
| 6. | Austin Brown | 2012 | 417 |
| 7. | John Whitcomb | 1993 | 416 |
| 8. | Sam Hunt | 2007 | 399 |
| 9. | Jonathan Perry | 2011 | 392 |
| 10. | John Whitcomb | 1994 | 385 |

Single Game Plays

| | | | |
|----|-----------------------------------|------|-----------------|
| 1. | Joe Webb at Florida Atlantic | 2008 | 66 (48 p, 18 r) |
| 2. | Joe Webb at Houston | 2008 | 65 (40 p, 25 r) |
| 3. | Darrell Hackney at Hawaii | 2004 | 59 (54 p, 5 r) |
| 4. | Jonathan Perry at Memphis | 2011 | 57 (48 p, 9 r) |
| 5. | Austin Brown at Tulane | 2012 | 56 (52 p, 4 r) |
| | Bryan Ellis at Tennessee | 2010 | 56 (55 p, 1 r) |
| 7. | Darrell Hackney vs. Southern Miss | 2005 | 55 (42 p, 13 r) |
| | John Whitcomb at Tenn. Wesleyan | 1992 | 55 (53 p, 2 r) |
| 9. | Austin Brown at Houston | 2012 | 53 (43 p, 10 r) |
| | Joe Webb vs. UCF | 2009 | 53 (35 p, 18 r) |
| | Joe Webb vs. SMU | 2009 | 53 (35 p, 18 r) |

« Most Yards Gained »

Career Yards

| | | | |
|----|-----------------|---------|--------------------------------|
| 1. | Darrell Hackney | 2002-05 | 9,978 (9,886 pass, 92 rush) |
| 2. | Joe Webb | 2006-09 | 8,545 (5,771 pass, 2,774 rush) |
| 3. | John Whitcomb | 1992-94 | 6,976 (7,420 pass, -444 rush) |
| 4. | Jonathan Perry | 2011-13 | 5,094 (4,454 pass, 640 rush) |
| 5. | Bryan Ellis | 2008-11 | 3,737 (3,697 pass, 40 rush) |
| 6. | Austin Brown | 2012-13 | 3,566 (3,872 pass, -306 rush) |
| 7. | Daniel Dixon | 1997-00 | 3,393 (3,085 pass, 308 rush) |
| 8. | Sam Hunt | 2006-07 | 3,006 (2,560 pass, 446 rush) |
| 9. | Pat Green | 1991-94 | 2,817 (0 pass, 2,817 rush) |

Career Yards (cont.)

| | | | |
|-----|-----------|---------|------------------------------|
| 10. | Lee Jolly | 1997-99 | 2,598 (2,063 pass, 196 rush) |
|-----|-----------|---------|------------------------------|

Single Season Yards

| | | | |
|-----|-----------------|------|--------------------------------|
| 1. | Joe Webb | 2009 | 3,726 (2,299 pass, 1,427 rush) |
| 2. | Joe Webb | 2008 | 3,388 (2,367 pass, 1,021 rush) |
| 3. | Darrell Hackney | 2005 | 3,285 (3,180 pass, 105 rush) |
| 4. | Darrell Hackney | 2004 | 3,056 (3,070 pass, -14 rush) |
| 5. | Bryan Ellis | 2010 | 2,969 (2,40 pass, 29 rush) |
| 6. | John Whitcomb | 1993 | 2,846 (3,012 pass, -166 rush) |
| 7. | John Whitcomb | 1994 | 2,837 (3,031 pass, -194 rush) |
| 8. | Austin Brown | 2012 | 2,436 (2,673 pass, -237 rush) |
| 9. | Cody Clements | 2014 | 2,387 (2,227 pass, 160 rush) |
| 10. | Jonathan Perry | 2011 | 2,336 (2,042 pass, 294 rush) |

Single Game Yards

| | | | |
|-----|------------------------------------|------|--------------------|
| 1. | John Whitcomb at Prairie View A&M | 1994 | 533 (539 p, -6 r) |
| 2. | Joe Webb vs. UCF | 2009 | 459 (322 p, 137 r) |
| 3. | Jonathan Perry at Memphis | 2011 | 457 (410 p, 47 r) |
| 4. | Darrell Hackney at Tulane | 2004 | 441 (448 p, -7 r) |
| 5. | Darrell Hackney vs. So. Miss | 2005 | 440 (407 p, 33 r) |
| 6. | Joe Webb at Memphis | 2009 | 430 (378 p, 52 r) |
| 7. | John Whitcomb vs. Prairie View A&M | 1993 | (447 p, -22 r) |
| 8. | Darrell Hackney at Hawaii | 2004 | 420 (417 p, 3 r) |
| 9. | Bryan Ellis vs. East Carolina | 2010 | 416 (418 p, -2 r) |
| 10. | Joe Webb vs. Florida Atlantic | 2009 | 415 (292 p, 123 r) |
| | Joe Webb vs. Rice | 2009 | 415 (221 p, 194 r) |

« Touchdowns Responsible For »

Career

| | | | |
|-----|-----------------|---------|----|
| 1. | Darrell Hackney | 2002-05 | 77 |
| 2. | Joe Webb | 2006-09 | 61 |
| 3. | John Whitcomb | 1992-94 | 53 |
| 4. | Pat Green | 1991-94 | 35 |
| 5. | Jonathan Perry | 2011-13 | 33 |
| 6. | Bryan Ellis | 2008-11 | 29 |
| 7. | Daniel Dixon | 1997-00 | 25 |
| | Lee Jolly | 1997-99 | 25 |
| 9. | Austin Brown | 2012-13 | 24 |
| 10. | Cody Clements | 2014 | 18 |

Single Season

| | | | |
|-----|-----------------|------|----|
| 1. | Joe Webb | 2009 | 32 |
| 2. | Darrell Hackney | 2004 | 28 |
| | Darrell Hackney | 2005 | 28 |
| 4. | Bryan Ellis | 2010 | 27 |
| 5. | John Whitcomb | 1994 | 22 |
| 6. | Joe Webb | 2008 | 21 |
| | John Whitcomb | 1993 | 21 |
| 8. | Cody Clements | 2014 | 18 |
| 9. | Darrell Hackney | 2002 | 16 |
| 10. | Austin Brown | 2012 | 15 |

Single Game

| | | | |
|----|------------------------------------|------|--------------------|
| 1. | Joe Webb vs. Florida Atlantic | 2009 | 6 (4 pass, 2 rush) |
| | John Whitcomb vs. Prairie View A&M | 1994 | 6 (6 pass) |
| | John Whitcomb vs. Prairie View A&M | 1993 | 6 (6 pass) |
| 4. | Bryan Ellis vs. East Carolina | 2010 | 5 (5 pass) |
| 5. | Darrell Hackney vs. TCU | 2004 | 5 (5 pass) |
| 6. | Cody Clements vs. North Texas | 2014 | 4 (3 pass, 1 rush) |
| | Jonathan Perry at Memphis | 2011 | 4 (4 pass) |
| | Joe Webb vs. UCF | 2009 | 4 (3 pass, 1 rush) |
| | Joe Webb at Memphis | 2009 | 4 (3 pass, 1 rush) |
| | Joe Webb vs. Rice | 2009 | 4 (2 pass, 2 rush) |
| | Joe Webb vs. Memphis | 2008 | 4 (1 pass, 3 rush) |
| | Chris Williams at Rice | 2006 | 4 (4 pass) |
| | Darrell Hackney at Memphis | 2005 | 4 (4 pass) |
| | Darrell Hackney at UTEP | 2005 | 4 (4 pass) |
| | Darrell Hackney vs. Baylor | 2004 | 4 (3 pass, 1 rush) |
| | Darrell Hackney at Army | 2002 | 4 (4 pass) |
| | Daniel Dixon at UL Lafayette | 1997 | 4 (3 rush, 1 pass) |
| | John Whitcomb at Butler | 1993 | 4 (4 pass) |
| | Chris Bradford vs. Clinch Valley | 1991 | 4 (4 pass) |

« Total Offense Per Game »

Career (Min. 10 Games)

| | | | |
|-----|-----------------|---------|------------------|
| 1. | Darrell Hackney | 2002-05 | 243.4 (41 games) |
| 2. | John Whitcomb | 1992-94 | 232.5 (30 games) |
| 3. | Joe Webb | 2006-09 | 230.9 (37 games) |
| 4. | Cody Clements | 2014 | 217.0 (11 games) |
| 5. | Jonathan Perry | 2011-13 | 169.8 (30 games) |
| 6. | Austin Brown | 2012-13 | 169.8 (21 games) |
| 7. | Bryan Ellis | 2008-11 | 196.7 (19 games) |
| 8. | Sam Hunt | 2006-07 | 158.2 (19 games) |
| 9. | Jeff Aaron | 2000-01 | 150.4 (15 games) |
| 10. | Rodney Hudson | 1996 | 139.3 (11 games) |

MEDIA

TEAM

STAFF

PLAYERS

HISTORY

GREATER BHAM



HISTORY

Total Offense Per Game (Min. 5 Games)

| | | | |
|-----|-----------------|------|------------------|
| 1. | Joe Webb | 2009 | 310.5 (12 games) |
| 2. | Darrell Hackney | 2005 | 298.6 (11 games) |
| 3. | Joe Webb | 2008 | 282.3 (12 games) |
| 4. | Bryan Ellis | 2010 | 269.9 (11 games) |
| 5. | John Whitcomb | 1993 | 258.7 (11 games) |
| 6. | John Whitcomb | 1994 | 257.9 (11 games) |
| 7. | Darrell Hackney | 2004 | 252.2 (12 games) |
| 8. | Darrell Hackney | 2003 | 243.4 (7 games) |
| 9. | Cody Clements | 2014 | 217.0 (11 games) |
| 10. | Austin Brown | 2012 | 203.0 (12 games) |

« Receiving »

Career Receptions

| | | | |
|-----|-------------------|---------|-----|
| 1. | Derrick Ingram | 1991-94 | 207 |
| 2. | Frantrell Forrest | 2007-10 | 164 |
| 3. | Roddy White | 2001-04 | 163 |
| 4. | Jackie Williams | 2010-12 | 140 |
| 5. | Cedrick Buchannon | 1992-95 | 116 |
| | J.J. Nelson | 2011-14 | 116 |
| 7. | Patrick Hearn | 2009-12 | 110 |
| 8. | Kennard Backman | 2011-14 | 96 |
| 9. | Percy Coleman | 1997-00 | 93 |
| 10. | Robert Porter | 1991-94 | 92 |

Single Season Receptions

| | | | |
|-----|-------------------|------|----|
| 1. | Derrick Ingram | 1994 | 83 |
| 2. | Derrick Ingram | 1993 | 76 |
| 3. | Roddy White | 2004 | 71 |
| 4. | Jackie Williams | 2011 | 58 |
| 5. | Reggie Lindsey | 2005 | 53 |
| 6. | Jackie Williams | 2012 | 52 |
| 7. | Frantrell Forrest | 2007 | 49 |
| 8. | Pat Shed | 2010 | 47 |
| 9. | Nick Adams | 2012 | 45 |
| 10. | J.J. Nelson | 2013 | 42 |
| | Patrick Hearn | 2012 | 42 |
| | Frantrell Forrest | 2008 | 42 |
| | Jhun Cook | 2005 | 42 |

Single Game Receptions

| | | | |
|----|-------------------------------------|------|----|
| 1. | Manuel Philpott vs. Hampden-Sydney | 1991 | 13 |
| 2. | Willie Quinnie at Army | 2002 | 12 |
| | Derrick Ingram vs. Prairie View A&M | 1994 | 12 |
| | Derrick Ingram vs. Prairie View A&M | 1993 | 12 |

| | | | |
|----|---------------------------------------|------|----|
| 5. | Pat Shed at East Carolina | 2011 | 11 |
| | Frantrell Forrest at Florida Atlantic | 2008 | 11 |
| 7. | J.J. Nelson at Troy | 2013 | 10 |
| | Jackie Williams vs. UCF | 2011 | 10 |
| | Rashaud Slaughter at SMU | 2006 | 10 |
| | Roddy White vs. Tulane | 2004 | 10 |
| | Roddy White vs. Southern Miss | 2003 | 10 |

« Most Yards Receiving »

Career Yards

| | | | |
|-----|-------------------|---------|-------|
| 1. | Derrick Ingram | 1991-94 | 3,379 |
| 2. | Roddy White | 2001-04 | 3,112 |
| 3. | J.J. Nelson | 2011-14 | 2,273 |
| 4. | Frantrell Forrest | 2007-10 | 2,215 |
| 5. | Jackie Williams | 2010-12 | 1,733 |
| 6. | Cedrick Buchannon | 1992-95 | 1,694 |
| 7. | Darius Malone | 1996-99 | 1,596 |
| 8. | Willie Quinnie | 2000-02 | 1,395 |
| 9. | Robert Porter | 1991-94 | 1,207 |
| 10. | Reggie Lindsey | 2004-05 | 1,205 |

Single Season Yards

| | | | |
|-----|-----------------|------|-------|
| 1. | Derrick Ingram | 1994 | 1,457 |
| 2. | Roddy White | 2004 | 1,452 |
| 3. | Derrick Ingram | 1993 | 1,115 |
| 4. | Reggie Lindsey | 2005 | 978 |
| 5. | J.J. Nelson | 2013 | 846 |
| 6. | Roddy White | 2003 | 844 |
| 7. | Kevin Drake | 1997 | 803 |
| 8. | Jackie Williams | 2012 | 799 |
| 9. | Willie Edwards | 2006 | 719 |
| 10. | J.J. Nelson | 2014 | 655 |

« Most Touchdowns Receiving »

Career Touchdowns

| | | | |
|----|-------------------|---------|----|
| 1. | Derrick Ingram | 1991-94 | 28 |
| 2. | Roddy White | 2001-04 | 26 |
| 3. | Frantrell Forrest | 2007-09 | 20 |
| | J.J. Nelson | 2011-14 | 20 |
| 5. | Reggie Lindsey | 2004-05 | 15 |
| 6. | Cedrick Buchannon | 1992-95 | 14 |
| 7. | Patrick Hearn | 2009-12 | 10 |
| | Willie Quinnie | 2000-02 | 10 |

Single Season Touchdowns

| | | | |
|----|-------------------|------|----|
| 1. | Roddy White | 2004 | 14 |
| 2. | Derrick Ingram | 1994 | 13 |
| 3. | Reggie Lindsey | 2005 | 11 |
| 4. | Frantrell Forrest | 2009 | 9 |
| 5. | J.J. Nelson | 2013 | 8 |
| | Derrick Ingram | 1993 | 8 |
| 7. | Roddy White | 2003 | 7 |
| | Kevin Drake | 1997 | 7 |
| 9. | Willie Quinnie | 2002 | 6 |

Single Game Touchdowns

| | | | |
|----|---|------|---|
| 1. | Derrick Ingram vs. Prairie View A&M | 1994 | 4 |
| 2. | Mike Jones at Southern Miss | 2010 | 3 |
| | Reggie Lindsey at UTEP | 2005 | 3 |
| | Roddy White vs. Memphis | 2004 | 3 |
| | Willie Quinnie at Army | 2002 | 3 |
| 6. | J.J. Nelson at Troy | 2013 | 2 |
| | J.J. Nelson vs. Southern Miss | 2013 | 2 |
| | J.J. Nelston vs. Tulsa | 2012 | 2 |
| | J.J. Nelson at Tulsa | 2011 | 2 |
| | J.J. Nelson at Memphis | 2011 | 2 |
| | Pat Shed at Rice | 2010 | 2 |
| | Frantrell Forrest vs. UTEP | 2010 | 2 |
| | Jeffery Anderson vs. East Carolina | 2010 | 2 |
| | Jackie Williams vs. Troy | 2010 | 2 |
| | Frantrell Forrest at Memphis | 2009 | 2 |
| | Frantrell Forrest, vs. Florida Atlantic | 2009 | 2 |
| | Frantrell Forrest vs. Rice | 2009 | 2 |
| | Jeffery Anderson vs. Alabama State | 2008 | 2 |
| | Frantell Forrest at Tulsa | 2007 | 2 |
| | Mario Wright at Marshall | 2007 | 2 |
| | Reggie Lindsey at Memphis | 2005 | 2 |
| | Reggie Lindsey vs. SMU | 2005 | 2 |
| | Roddy White at Mississippi State | 2004 | 2 |
| | Roddy White vs. Houston | 2004 | 2 |
| | Roddy White vs. Cincinnati | 2003 | 2 |
| | Kevin Drake vs. Tennessee Tech | 1997 | 2 |
| | Kevin Drake vs. Western Kentucky | 1997 | 2 |
| | Kenny Causey vs. Vanderbilt | 1996 | 2 |
| | Keith Roland vs. UL Lafayette | 1996 | 2 |
| | Cedrick Buchannon vs. North Texas | 1995 | 2 |
| | Cedrick Buchannon vs. Prairie View A&M | 1994 | 2 |
| | Derrick Ingram vs. Wofford | 1994 | 2 |
| | Derrick Ingram vs. Prairie View A&M | 1993 | 2 |
| | Derrick Ingram at Butler | 1993 | 2 |

« Yards Per Reception »

| | | | |
|-----------------------|-------------------|---------|-------------------------------|
| Career Average | | | |
| 1. | J.J. Nelson | 2011-14 | 19.59 (116 rec., 2,273 yards) |
| 2. | Roddy White | 2001-04 | 19.09 (163 rec., 3,112 yards) |
| 3. | Willie Edwards | 2006 | 18.44 (39 rec., 719 yards) |
| 4. | Darrius Malone | 1996-99 | 17.73 (90 rec., 1,596 yards) |
| 5. | Reggie Lindsey | 2004-05 | 16.51 (73 rec., 1,205 yards) |
| 6. | Derrick Ingram | 1991-94 | 16.32 (207 rec., 3,379 yards) |
| 7. | Willie Quinnie | 2000-02 | 15.50 (90 rec., 1,395 yards) |
| 8. | Cedrick Buchannon | 1992-95 | 14.60 (116 rec., 1,694 yards) |
| 9. | Patrick Hearn | 2009-12 | 14.10 (110 rec., 1,551 yards) |
| 10. | Jhun Cook | 2002-05 | 13.82 (71 rec., 981 yards) |

Single Season Average

| | | | |
|-----|----------------|------|------------------------------|
| 1. | Darrius Malone | 1998 | 22.08 (24 rec., 530 yards) |
| 2. | Kevin Drake | 1997 | 21.66 (38 rec., 823 yards) |
| 3. | Roddy White | 2003 | 21.64 (39 rec., 844 yards) |
| 4. | J.J. Nelson | 2011 | 21.06 (17 rec., 358 yards) |
| 5. | Bradly Chavez | 2004 | 20.71 (24 rec., 498 yards) |
| 6. | Roddy White | 2004 | 20.45 (71 rec., 1,452 yards) |
| 7. | J.J. Nelson | 2013 | 20.14 (42 rec., 846 yards) |
| 8. | Kenny Causey | 1996 | 20.08 (24 rec., 482 yards) |
| 9. | J.J. Nelson | 2012 | 18.82 (22 rec., 414 yards) |
| 10. | J.J. Nelson | 2014 | 18.71 (35 rec., 655 yards) |

« Receiving By A Running Back »

| | | | |
|--------------------------|-------------------|---------|----|
| Career Receptions | | | |
| 1. | Robert Porter | 1991-94 | 92 |
| 2. | Rashaud Slaughter | 2006-09 | 81 |
| 3. | Darrin Reaves | 2011-13 | 77 |
| | Percy Coleman | 1997-00 | 77 |
| 5. | Pat Shed | 2010-11 | 70 |
| 6. | Patrick Green | 1991-94 | 69 |
| 7. | Lucious Foster | 1996-98 | 41 |
| 8. | Corey White | 2003-06 | 40 |
| 9. | Greg Franklin | 2010-12 | 38 |
| 10. | Dan Burks | 2002-06 | 35 |

Single-Season Receptions

| | | | |
|----|---------------|------|---------------|
| 1. | Pat Shed | 2010 | 47 (471 yds.) |
| 2. | Darrin Reaves | 2012 | 41 (302 yds.) |
| 3. | Robert Porter | 1993 | 38 (486 yds.) |
| 4. | Percy Coleman | 2000 | 34 (256 yds.) |
| 5. | James Jones | 1991 | 32 (135 yds.) |

MEDIA

TEAM

STAFF

PLAYERS

HISTORY

GREATER BHAM



HISTORY

| | | | |
|-----|-------------------|------|----------------|
| 6. | Darrin Reaves | 2013 | 29 (294 yds.) |
| | Rashaud Slaughter | 2008 | 29 (176 yards) |
| 8. | Pat Shed | 2011 | 23 (146 yds.) |
| | Robert Porter | 1994 | 23 (319 yds.) |
| 10. | Rashaud Slaughter | 2007 | 22 (123 yds.) |
| | Percy Coleman | 1999 | 22 (124 yds.) |
| | Lucious Foster | 1998 | 22 (136 yds.) |
| | Pat Green | 1993 | 22 (195 yds.) |

Single-Game Receptions

| | | | |
|-----|-------------------------------------|------|--------------|
| 1. | Pat Shed at East Carolina | 2011 | 11 (62 yds.) |
| 2. | Rashaud Slaughter at SMU | 2006 | 10 (62 yds.) |
| 3. | Pat Shed vs. East Carolina | 2010 | 9 (84 yds.) |
| 4. | Percy Coleman at Arkansas State | 1997 | 8 (39 yds.) |
| | Cedric Thatch at Cincinnati | 1999 | 8 (56 yds.) |
| 6. | Darrin Reaves at Ohio State | 2012 | 7 (42 yds.) |
| | Darrin Reaves at Tulane | 2012 | 7 (55 yds.) |
| | Pat Shed at Rice | 2010 | 7 (94 yds.) |
| | Pat Shed at Tennessee | 2010 | 7 (58 yds.) |
| 10. | Darrin Reaves at UCF | 2012 | 6 (52 yds.) |
| | Rashaud Slaughter at South Carolina | 2008 | 6 (39 yds.) |
| | Percy Coleman vs. Memphis | 2000 | 6 (40 yds.) |
| | Mike Coalson at Prairie View A&M | 1994 | 6 (68 yds.) |

Single-Game Yards (Games with 100-Plus Yards)

| | | | |
|-----|-------------------------------------|------|---------------|
| 1. | Derrick Ingram at Prairie View A&M | 1994 | 289 (12 rec.) |
| 2. | Roddy White at Tulane | 2004 | 253 (10 rec.) |
| 3. | Patrick Hearn at UCF | 2012 | 201 (8 rec.) |
| 4. | J.J. Nelson at Troy | 2013 | 199 (10 rec.) |
| 5. | Derrick Ingram at Butler | 1993 | 194 (9 rec.) |
| 6. | Kevin Drake vs. Tennessee Tech | 1997 | 187 (6 rec.) |
| 7. | Derrick Ingram vs. JSU | 1994 | 186 (9 rec.) |
| 8. | Reggie Lindsey vs. SMU | 2005 | 184 (8 rec.) |
| 9. | Derrick Ingram vs. Wofford | 1994 | 179 (9 rec.) |
| 10. | Derrick Ingram vs. Prairie View A&M | 1993 | 178 (12 rec.) |
| 11. | Roddy White vs. Memphis | 2004 | 177 (8 rec.) |
| 12. | Roddy White vs. Cincinnati | 2003 | 171 (4 rec.) |
| 13. | Willie Quinnie vs. Army | 2002 | 159 (12 rec.) |
| | Roddy White vs. East Carolina | 2002 | 159 (8 rec.) |
| | Kevin Drake vs. Western Kentucky | 1997 | 159 (5 rec.) |
| 16. | Jackie Williams vs. Troy | 2012 | 157 (6 rec.) |
| 17. | Willie Quinnie vs. Houston | 2002 | 156 (6 rec.) |
| | Derrick Ingram vs. Butler | 1994 | 156 (8 rec.) |
| 19. | Derrick Ingram vs. Morehead State | 1994 | 154 (5 rec.) |
| | Roddy White vs. Tulane | 2002 | 154 (6 rec.) |
| 21. | Frantrell Forrest at FAU | 2008 | 149 (11 rec.) |
| 22. | J.J. Nelson vs. Tulsa | 2012 | 146 (4 rec.) |
| | Reggie Lindsey at UTEP | 2005 | 146 (7 rec.) |
| | J.J. Nelson at Mississippi State | 2014 | 144 (5 rec.) |

| | | | |
|-----|--|------|---------------|
| 25. | Jackie Williams at Tulane | 2012 | 143 (6 rec.) |
| 26. | Darrius Malone vs. Kansas | 1998 | 140 (5 rec.) |
| | Derrick Ingram vs. Lindenwood | 1992 | 140 (7 rec.) |
| 28. | Kevin Drake at Cincinnati | 1997 | 137 (4 rec.) |
| 29. | Nick Coon vs. Army | 2003 | 136 (2 rec.) |
| 30. | Derrick Ingram vs. MVSU | 1994 | 135 (8 rec.) |
| 31. | Reggie Lindsey vs. Rice | 2005 | 133 (5 rec.) |
| 32. | J.J. Nelson at Memphis | 2011 | 133 (6 rec.) |
| 33. | Roddy White at Southern Miss | 2004 | 132 (4 rec.) |
| 34. | Marcus McKinney at Char. So. | 1993 | 131 (5 rec.) |
| 35. | Willie Edwards vs. UTEP | 2006 | 130 (6 rec.) |
| | Roddy White vs. TCU | 2004 | 130 (4 rec.) |
| 37. | Frantrell Forrest at Memphis | 2009 | 129 (7 rec.) |
| | Cedrick Buchannon at Prairie View A&M | 1994 | 129 (6 rec.) |
| 39. | J.J. Nelson vs. Rice | 2013 | 127 (5 rec.) |
| | Jhun Cook vs. Southern Miss | 2005 | 127 (6 rec.) |
| 41. | Manuel Philpott at Hampden Sydney | 1991 | 126 (13 rec.) |
| | Willie Quinnie vs. Chattanooga | 2000 | 126 (8 rec.) |
| | Darrius Malone at Tulane | 1999 | 126 (4 rec.) |
| | J.J. Nelson at FAU | 2014 | 125 (6 rec.) |
| 45. | Patrick Hearn vs. Memphis | 2010 | 123 (4 rec.) |
| | Roddy White at Mississippi State | 2004 | 123 (7 rec.) |
| 47. | Frantrell Forrest at Mississippi State | 2007 | 122 (7 rec.) |
| 48. | Roddy White at USF | 2003 | 121 (5 rec.) |
| | Willie Quinnie vs. East Carolina | 2002 | 121 (3 rec.) |
| 50. | Darrius Malone vs. Middle Tennessee | 1998 | 119 (6 rec.) |
| 51. | J.J. Nelson vs. Southern Miss | 2013 | 117 (5 rec.) |
| 52. | Cedrick Buchannon at North Texas | 1995 | 116 (6 rec.) |
| 53. | Darrius Malone at Cincinnati | 1997 | 114 (7 rec.) |
| 54. | Roddy White at Hawaii | 2004 | 113 (6 rec.) |
| 55. | J.J. Nelson at Tulsa | 2011 | 111 (2 rec.) |
| | Reggie Lindsey at Memphis | 2005 | 111 (7 rec.) |
| | Roddy White vs. Southern Miss | 2003 | 111 (10 rec.) |
| 58. | Frantrell Forrest at Tennessee | 2010 | 109 (7 rec.) |
| | Percy Coleman vs. SW La. | 1998 | 109 (2 rec.) |
| 60. | Patrick Hearn vs. Troy | 2012 | 108 (7 rec.) |
| 61. | Derrick Ingram at Kansas | 1994 | 107 (7 rec.) |
| 62. | J.J. Nelson vs. Tulsa | 2012 | 106 (6 rec.) |
| | Joe Webb vs. Tulane | 2007 | 106 (6 rec.) |
| | Roddy White vs. USF | 2004 | 106 (7 rec.) |
| 65. | Darrius Malone vs. Houston | 1999 | 105 (3 rec.) |
| 66. | Derrick Ingram at Charleston So. | 1993 | 104 (7 rec.) |
| | J.J. Nelson vs. North Texas | 2014 | 104 (4 rec.) |
| 68. | Jamari Staples at Troy | 2013 | 103 (6 rec.) |
| | Derrick Ingram at Ferrum | 1992 | 103 (5 rec.) |
| 70. | Steven Brown at Rice | 2006 | 102 (4 rec.) |
| | Lamar Lee at Troy | 1995 | 102 (5 rec.) |
| 72. | Jamarcus Nelson at UTSA | 2013 | 101 (5 rec.) |
| 73. | Willie Edwards at UCF | 2006 | 100 (5 rec.) |
| | Henry Ray at Virginia-Wise | 1992 | 100 (6 rec.) |

« Receiving Yards »

Career Receiving Yards

| | | | |
|----|-------------------|---------|-------|
| 1. | Robert Porter | 1991-94 | 1,207 |
| 2. | Darrin Reaves | 2011-13 | 652 |
| 3. | Pat Shed | 2010-11 | 617 |
| 4. | Percy Coleman | 1997-00 | 615 |
| 5. | Rashaud Slaughter | 2006-09 | 585 |
| 6. | Patrick Green | 1991-94 | 536 |
| 7. | Greg Franklin | 2010-12 | 522 |
| 8. | Dan Burks | 2002-06 | 410 |

Single Season Receiving Yards

| | | | |
|-----|---------------|------|---------------|
| 1. | Robert Porter | 1993 | 486 (38 rec.) |
| 2. | Pat Shed | 2010 | 471 (47 rec.) |
| 3. | Robert Porter | 1994 | 319 (23 rec.) |
| 4. | Darrin Reaves | 2012 | 302 (41 rec.) |
| 5. | Darrin Reaves | 2013 | 294 (29 rec.) |
| 6. | Greg Franklin | 2011 | 284 (21 rec.) |
| 7. | Percy Coleman | 2000 | 256 (34 rec.) |
| 8. | Pat Green | 1994 | 206 (20 rec.) |
| 9. | Pat Green | 1993 | 195 (22 rec.) |
| 10. | Greg Franklin | 2012 | 190 (12 rec.) |

« Touchdown Receptions »

Career Touchdown Receptions

| | | | |
|----|-------------------|---------|---|
| 1. | Pat Shed | 2010-11 | 4 |
| | Pat Green | 1991-94 | 4 |
| 3. | Darrin Reaves | 2011-13 | 3 |
| | Percy Coleman | 1997-00 | 3 |
| | Robert Porter | 1991-94 | 3 |
| 6. | Rashaud Slaughter | 2006-09 | 2 |
| | Corey White | 2003-06 | 2 |
| | Keith Roland | 1995-96 | 2 |
| | Jordan Howard | 2013-14 | 2 |

Single Season Touchdown Receptions

| | | | |
|----|---------------|------|---|
| 1. | Pat Shed | 2010 | 4 |
| 2. | Darrin Reaves | 2013 | 2 |
| 3. | Keith Roland | 1996 | 3 |
| | Pat Green | 1991 | 3 |

Single Game Touchdown Receptions

| | | | |
|----|-------------------------|------|---|
| 1. | Pat Shed at Rice | 2010 | 2 |
| | Keith Roland vs. SW La. | 1996 | 2 |

« Yards Per Reception »

Career Yards Per Reception

| | | | |
|-----|-------------------|---------|-------------------------------|
| 1. | Greg Franklin | 2010-12 | 13.74 (522 yds. 38 rec.) |
| 2. | Robert Porter | 1991-94 | 13.12 (1,207 yds. on 92 rec.) |
| 3. | Jordan Howard | 2013-14 | 11.92 (155 yds. on 13 rec.) |
| 4. | Dan Burks | 2002-06 | 11.71 (410 yds. on 35 rec.) |
| 5. | Pat Shed | 2010-11 | 8.81 (617 yds. on 70 rec.) |
| 6. | Darrin Reaves | 2011-13 | 8.47 (652 yds. on 77 rec.) |
| 7. | Percy Coleman | 1997-00 | 7.99 (615 yds. on 77 rec.) |
| 8. | Pat Green | 1991-94 | 7.77 (536 yds. on 69 rec.) |
| 9. | Rashaud Slaughter | 2006-09 | 7.22 (585 yds. on 81 rec.) |
| 10. | Corey White | 2003-06 | 7.18 (287 yds. on 40 rec.) |

Single-Season Yards Per Reception (minimum 5 rec.)

| | | | |
|-----|-------------------|------|-----------------------------|
| 1. | Dan Burks | 2006 | 20.71 (145 yds. on 7 rec.) |
| 2. | Greg Franklin | 2012 | 15.83 (190 yds. on 12 rec.) |
| 3. | Robert Porter | 1992 | 14.42 (346 yds. on 24 rec.) |
| 4. | Robert Porter | 1994 | 13.87 (319 yds. on 23 rec.) |
| 5. | Robert Porter | 1993 | 12.79 (486 yds. on 38 rec.) |
| 6. | Rashaud Slaughter | 2009 | 12.36 (173 yds. on 14 rec.) |
| 7. | Trey Chaney | 2003 | 11.17 (134 yd., on 12 rec.) |
| 8. | Dan Burks | 2004 | 10.67 (160 yds. on 15 rec.) |
| 9. | Pat Green | 1994 | 10.30 (206 yds. on 20 rec.) |
| 10. | Darrin Reaves | 2013 | 10.13 (294 yds. on 29 rec.) |

« Kickoff Returns »

Career Returns

| | | | |
|-----|-------------------|---------|----|
| 1. | Frantrell Forrest | 2007-10 | 96 |
| 2. | Jason Southall | 2001-04 | 90 |
| 3. | J.J. Nelson | 2011-14 | 76 |
| 4. | Cedrick Buchannon | 1992-95 | 59 |
| | Omar Parker | 1995-98 | 59 |
| 6. | Maurice Gallery | 1998-01 | 49 |
| 7. | Cedric Thatch | 1997-00 | 47 |
| | Darrin Reaves | 1991 | 47 |
| 9. | Reggie Lindsey | 2004-05 | 36 |
| 10. | Pat Shed | 2010-11 | 34 |

MEDIA

TEAM

STAFF

PLAYERS

HISTORY

GREATER BHAM



HISTORY

Single-Season Returns

| | | | |
|----|-------------------|------|----|
| 1. | Frantrell Forrest | 2008 | 35 |
| 2. | Pat Shed | 2010 | 33 |
| 3. | Jason Southall | 2002 | 32 |
| 4. | J.J. Nelson | 2013 | 27 |
| 5. | Frantrell Forrest | 2007 | 26 |
| 6. | Maurice Gallery | 1998 | 25 |
| | Darrin Reaves | 1991 | 25 |
| 8. | Jason Southall | 2001 | 23 |
| 9. | J.J. Nelson | 2014 | 22 |
| | Reggie Lindsey | 2004 | 22 |
| | Jason Southall | 2003 | 22 |

Single Game Returns

| | | | |
|----|------------------------------------|------|---|
| 1. | J.J. Nelson vs. Southern Miss | 2013 | 9 |
| 2. | Frantrell Forrest at Southern Miss | 2008 | 8 |
| 3. | Pat Shed vs. East Carolina | 2010 | 7 |
| 4. | Frantrell Forrest at Texas A&M | 2009 | 6 |
| | Jason Southall vs. Florida State | 2001 | 6 |
| | Maurice Gallery at Cincinnati | 1999 | 6 |
| | Robert Davis at Kansas | 1994 | 6 |
| | Cedrick Buchannon at Samford | 1992 | 6 |

« Most Kickoff Return Yardage »

Career Return Yardage

| | | | |
|-----|-------------------|---------|-------|
| 1. | Jason Southall | 2001-04 | 2,092 |
| 2. | Frantrell Forrest | 2007-10 | 2,076 |
| 3. | J.J. Nelson | 2011-14 | 1,932 |
| 4. | Cedrick Buchannon | 1992-95 | 1,288 |
| 5. | Omar Parker | 1995-98 | 1,076 |
| 6. | Maurice Gallery | 1998-01 | 1,058 |
| 7. | Cedric Thatch | 1997-00 | 1,009 |
| 8. | Reggie Lindsey | 2004-05 | 839 |
| 9. | Marculus Elliott | 2004-06 | 762 |
| 10. | Pat Shed | 2010-11 | 753 |

Single Season Return Yardage

| | | | |
|----|-------------------|------|-----|
| 1. | J.J. Nelson | 2014 | 843 |
| 2. | Jason Southall | 2002 | 768 |
| 3. | Frantrell Forrest | 2008 | 746 |
| 4. | Pat Shed | 2010 | 738 |
| 5. | Maurice Gallery | 1998 | 623 |
| 6. | J.J. Nelson | 2013 | 614 |
| 7. | Jason Southall | 2001 | 584 |
| 8. | Frantrell Forrest | 2007 | 573 |

| | | | |
|-----|----------------|------|-----|
| 9. | Reggie Lindsey | 2004 | 560 |
| 10. | Reggie Jones | 2007 | 521 |

Single-Game Return Yardage

| | | | |
|----|-------------------------------------|------|-----|
| 1. | J.J. Nelson at Western Kentucky | 2014 | 196 |
| 2. | Nick Adams vs. Tulane | 2011 | 194 |
| 3. | Frantrell Forrest vs. Tulsa | 2008 | 190 |
| 4. | J.J. Nelson vs. Southern Miss | 2013 | 186 |
| 5. | J.J. Nelson at Troy | 2013 | 168 |
| 7. | J.J. Nelson at Southern Miss | 2014 | 159 |
| 8. | Frantrell Forrest at Michigan State | 2007 | 156 |
| 9. | J.J. Nelson vs. Louisiana Tech | 2014 | 145 |
| | Jason Southall vs. Central Florida | 2001 | 145 |
| | Cedrick Buchannon at SW La. | 1995 | 145 |
| | Cedrick Buchannon at Samford | 1992 | 145 |

« Most Yards Per Return »

Career Average

| | | | |
|-----|-------------------|---------|------------------|
| 1. | J.J. Nelson | 2011-14 | 25.42 (76-1,932) |
| 2. | Jackie Williams | 2010-12 | 23.38 (16-374) |
| 3. | Reggie Lindsey | 2004-05 | 23.31 (36-839) |
| 4. | Jason Southall | 2001-03 | 23.24 (77-1,792) |
| 5. | Pat Shed | 2010-11 | 22.15 (34-753) |
| 6. | Cedrick Buchannon | 1992-95 | 21.83 (59-1,288) |
| 7. | Darrin Reaves | 1991 | 21.67 (24-520) |
| 8. | Frantrell Forrest | 2007-09 | 21.63 (81-1,757) |
| 9. | Maurice Gallery | 1998-01 | 21.59 (49-1,058) |
| 10. | Omar Parker | 1995-98 | 21.51 (41-860) |

Single-Season Average (Min. 15 Returns)

| | | | |
|-----|-------------------|------|----------------|
| 1. | J.J. Nelson | 2014 | 38.32 (22-843) |
| 2. | Reggie Lindsey | 2004 | 25.45 (22-560) |
| 3. | Jason Southall | 2001 | 25.39 (23-584) |
| 4. | Maurice Gallery | 1998 | 24.92 (25-623) |
| 5. | Jason Southall | 2002 | 24.00 (32-768) |
| 6. | Cedrick Buchannon | 1994 | 23.93 (14-335) |
| 7. | Cedric Thatch | 1999 | 23.56 (18-424) |
| 8. | Nick Adams | 2011 | 22.80 (20-456) |
| 9. | J.J. Nelson | 2013 | 22.74 (27-614) |
| 10. | Norris Drinkard | 2005 | 22.40 (15-336) |

« Most Touchdown Returns »

Career Touchdowns

| | | | |
|----|-------------------|---------|---|
| 1. | J.J. Nelson | 2011-13 | 5 |
| 2. | Frantrell Forrest | 2007-09 | 2 |
| 3. | Nick Adams | 2010-12 | 1 |
| | Derrick Ingram | 1991-94 | 1 |
| | Darrin Reaves | 1991 | 1 |

Single-Season Touchdowns

| | | | |
|----|-------------------|------|---|
| 1. | J.J. Nelson | 2014 | 4 |
| 2. | J.J. Nelson | 2013 | 1 |
| | Nick Adams | 2010 | 1 |
| | Frantrell Forrest | 2008 | 1 |
| | Frantrell Forrest | 2007 | 1 |
| | Derrick Ingram | 1994 | 1 |
| | Darrin Reaves | 1991 | 1 |

Single Game Touchdowns

| | | | |
|----|---|------|---|
| 1. | J.J. Nelson x5 - last vs. Southern Miss | 2014 | 1 |
| | Frantrell Forrest vs. Tulsa | 2008 | 1 |
| | Frantrell Forrest vs. Tulane | 2007 | 1 |
| | Derrick Ingram vs. Morehead State | 1994 | 1 |
| | Darrin Reaves vs. Hastings | 1991 | 1 |

« Punt Returns »

Career Returns

| | | | |
|----|-------------------|---------|----|
| 1. | Cedrick Buchannon | 1992-95 | 76 |
| | Lucious Foster | 1996-98 | 76 |
| 3. | Willie Quinnie | 2000-02 | 42 |
| 4. | Reggie Lindsey | 2004-05 | 39 |
| 5. | J.J. Nelson | 2011-14 | 35 |
| 6. | Torrey Hale | 2000-01 | 32 |
| | Rodregis Brooks | 1996-99 | 32 |
| 8. | Jackie Williams | 2010-12 | 29 |
| 9. | Kevin Sanders | 2005-08 | 25 |
| | Kenny Causey | 1996 | 25 |
| | Manuel Philpott | 1991 | 25 |

Single Season Returns

| | | | |
|----|-------------------|------|----|
| 1. | J.J. Nelson | 2014 | 26 |
| 2. | Willie Quinnie | 2002 | 25 |
| | Kenny Causey | 1996 | 25 |
| 4. | Reggie Lindsey | 2004 | 24 |
| 5. | Cedrick Buchannon | 1995 | 23 |
| 6. | Lucious Foster | 1997 | 22 |

| | | | |
|----|-------------------|------|----|
| 7. | Cedrick Buchannon | 1992 | 21 |
| | Manuel Philpott | 1991 | 21 |
| 9. | Rodregis Brooks | 1999 | 20 |
| | Torrey Hale | 2000 | 20 |

Single Game Returns

| | | | |
|----|-------------------------------------|------|----|
| 1. | Rodregis Brooks at Arkansas State | 1997 | 10 |
| 2. | Percy Coleman vs. UL Lafayette | 2000 | 8 |
| 3. | Jason Southall at Memphis | 2003 | 6 |
| | Lucious Foster vs. Western Kentucky | 1997 | 6 |
| | Eric Nation vs. Prairie View A&M | 1993 | 6 |
| 6. | J.J. Nelson vs. FIU | 2014 | 5 |
| | Kevin Sanders vs. Alcorn State | 2007 | 5 |
| | Reggie Lindsey vs. Cincinnati | 2004 | 5 |
| | Lance Rhodes | 2003 | 5 |
| | Willie Quinnie at Tulane | 2002 | 5 |
| | Torrey Hale vs. Memphis | 2000 | 5 |
| | Torrey Hale vs. Middle Tennessee | 2000 | 5 |

« Most Punt Return Yardage »

Career Return Yardage

| | | | |
|-----|-------------------|---------|-----|
| 1. | Cedrick Buchannon | 1992-95 | 830 |
| 2. | Lucious Foster | 1996-98 | 487 |
| 3. | Willie Quinnie | 2000-02 | 462 |
| 4. | Rodregis Brooks | 1996-99 | 456 |
| 5. | J.J. Nelson | 2011-14 | 375 |
| 6. | Reggie Lindsey | 2004-05 | 320 |
| 7. | Jackie Williams | 2010-12 | 278 |
| 8. | Kevin Sanders | 2005-08 | 276 |
| 9. | Torrey Hale | 2000-01 | 252 |
| 10. | Kenny Causey | 1996 | 196 |

Single Season Return Yardage

| | | | |
|-----|-------------------|------|-----|
| 1. | Rodregis Brooks | 1999 | 350 |
| 2. | Cedrick Buchannon | 1995 | 312 |
| 3. | J.J. Nelson | 2014 | 277 |
| 4. | Cedrick Buchannon | 1992 | 276 |
| 5. | Willie Quinnie | 2002 | 257 |
| 6. | Reggie Lindsey | 2004 | 243 |
| 7. | Lucious Foster | 1997 | 225 |
| 8. | Lucious Foster | 1998 | 210 |
| 9. | Willie Quinnie | 2001 | 205 |
| 10. | Kenny Causey | 1996 | 196 |

MEDIA

TEAM

STAFF

PLAYERS

HISTORY

GREATER BHAM



HISTORY

Single-Game Return Yardage

| | | | |
|----|--------------------------------------|------|-----|
| 1. | Cedrick Buchannon at Lindenwood | 1992 | 118 |
| 2. | Cedrick Buchannon vs. Charleston So. | 1995 | 113 |
| 3. | Cedrick Buchannon vs. Wofford | 1995 | 105 |
| 4. | Jackie Williams at Troy | 2011 | 99 |
| | Rodregis Brooks vs. ULM | 1999 | 99 |
| 6. | Willie Quinnie at Tulane | 2002 | 94 |
| 7. | Jackie Williams vs. Marshall | 2012 | 82 |
| 8. | Rodregis Brooks vs. East Carolina | 1999 | 80 |
| 9. | Kevin Sanders at Marshall | 2007 | 79 |
| | Reggie Lindsey at Cincinnati | 2004 | 79 |

« Most Yards Per Punt Return »

Career Average

| | | | |
|-----|-------------------|---------|----------------|
| 1. | Rodregis Brooks | 1996-99 | 14.25 (32-456) |
| 2. | Willie Quinnie | 2000-02 | 11.00 (42-462) |
| 3. | Cedrick Buchannon | 1992-95 | 10.92 (76-830) |
| 4. | J.J. Nelson | 2011-14 | 10.71 (35-375) |
| 5. | Lucious Foster | 1996-98 | 10.59 (46-87) |
| 6. | Jackie Williams | 2010-12 | 9.59 (29-278) |
| 7. | Reggie Lindsey | 2004-05 | 8.21 (39-320) |
| 8. | Kevin Sanders | 2005-08 | 8.12 (34-276) |
| 9. | Torrey Hale | 2000-01 | 7.88 (32-252) |
| 10. | Kenny Causey | 1996 | 7.84 (25-196) |

Single-Season Average (Min. 10)

| | | | |
|-----|-------------------|------|----------------|
| 1. | Rodregis Brooks | 1999 | 17.50 (20-350) |
| 2. | Cedrick Buchannon | 1995 | 13.57 (23-312) |
| 3. | Cedrick Buchannon | 1992 | 13.14 (21-276) |
| 4. | Lucious Foster | 1998 | 12.35 (17-210) |
| 5. | Willie Quinnie | 2001 | 12.06 (17-205) |
| 6. | Jackie Williams | 2011 | 11.00 (12-132) |
| 7. | J.J. Nelson | 2014 | 10.65 (26-277) |
| 8. | Kevin Sanders | 2007 | 10.60 (15-159) |
| 9. | Willie Quinnie | 2002 | 10.28 (25-242) |
| 10. | Lucious Foster | 1997 | 10.23 (22-225) |

« Most Touchdown Returns »

Career Touchdowns

| | | | |
|----|-------------------|---------|---|
| 1. | Cedrick Buchannon | 1992-95 | 3 |
|----|-------------------|---------|---|

Single Season Touchdowns

| | | | |
|----|-------------------|------|---|
| 1. | Cedrick Buchannon | 1995 | 2 |
| 2. | J.J. Nelson | 2013 | 1 |
| | Jackie Williams | 2012 | 1 |

| | | |
|-------------------|------|---|
| Kevin Sanders | 2007 | 1 |
| Cedrick Buchannon | 1992 | 1 |
| Reggie Lindsey | 2004 | 1 |
| Tony Reed | 1992 | 1 |

Single Game Touchdowns

| | | | |
|----|--------------------------------------|------|-------------|
| 1. | J.J. Nelson vs. NWn (La.) State | 2013 | 1 (63 yds.) |
| | Jackie Williams vs. Marshall | 2012 | 1 (79 yds.) |
| | Kevin Sanders at Marshall | 2007 | 1 (58 yds.) |
| | Reggie Lindsey at Mississippi State | 2004 | 1 (67 yds.) |
| | Cedrick Buchannon vs. Charleston So. | 1995 | 1 (69 yds.) |
| | Cedrick Buchannon vs. Wofford | 1995 | 1 (77 yds.) |
| | Cedrick Buchannon at Lindenwood | 1992 | 1 (84 yds.) |
| | Tony Reed vs. Millsaps | 1992 | 1 (51 yds.) |

« Most All-Purpose Plays »

(Rushing/Receiving>Returns)

Career Plays

| | | | |
|-----|-------------------|----------|-----|
| 1. | Pat Green | 1991-94 | 699 |
| 2. | Joe Webb | 2006-09 | 548 |
| 3. | Darrin Reaves | 2011-13 | 543 |
| 4. | Dan Burks | 2002-06 | 526 |
| 5. | Jegil Dugger | 1998-01 | 477 |
| 6. | Jordan Howard | 2013-14 | 464 |
| 7. | Corey White | 2003-06 | 449 |
| 8. | Lucious Foster | 1996-983 | 393 |
| 9. | Rashaud Slaughter | 2006-09 | 381 |
| 10. | Pat Shed | 2010-11 | 334 |

Single Season Plays

| | | | |
|-----|----------------|------|-----|
| 1. | Jordan Howard | 2014 | 315 |
| 2. | Darrin Reaves | 2012 | 257 |
| 3. | Joe Webb | 2009 | 229 |
| 4. | Jegill Dugger | 2001 | 228 |
| 5. | Pat Green | 1993 | 220 |
| 6. | Pat Green | 1991 | 215 |
| 7. | Pat Shed | 2010 | 204 |
| 8. | Darrin Reaves | 2013 | 201 |
| 9. | Lucious Foster | 1997 | 200 |
| 10. | Joe Webb | 2008 | 198 |

Single Game Plays

| | | |
|-----------------------------------|------|---------------------------|
| 1. Jordan Howard vs. Marshall | 2014 | 41 (39 run, 2 rec.) |
| 2. Darrin Reaves vs. Marshall | 2012 | 38 (32 run, 6 rec.) |
| 3. Darrin Reaves at Southern Miss | 2012 | 36 (35 run, 1 rec.) |
| 4. Lucious Foster vs. JSU | 1997 | 35 (31 run, 3 rec, 1 pr) |
| 5. Pat Shed vs. East Carolina | 2010 | 34 (18 run, 9 rec., 7 kr) |
| Pat Shed at Southern Miss | 2010 | 34 (29 run, 3 rec., 2 kr) |
| 7. Lucious Foster vs. WKU | 1997 | 33 (25 run, 6 pr, 2 kr) |
| Pat Green at Clinch Valley | 1992 | 33 (33 run) |
| 9. Pat Green at Hampden Sydney | 1991 | 32 (29 run, 3 rec) |
| 10. Trey Chaney vs. Cincinnati | 2003 | 31 (29 run, 2 rec.) |
| Pat Green at MVSU | 1993 | 31 (31 run) |

« Most All-Purpose Yards »

Career Yards

| | | |
|----------------------|---------|-------|
| 1. J.J. Nelson | 2011-14 | 4,670 |
| 2. Frantrell Forrest | 2007-10 | 4,458 |
| 3. Cedrick Buchannon | 1992-95 | 3,823 |
| 4. Derrick Ingram | 1991-94 | 3,580 |
| 5. Pat Green | 1991-94 | 3,353 |
| 6. Joe Webb | 2006-09 | 3,245 |
| 7. Roddy White | 2001-04 | 3,219 |
| 8. Darrin Reaves | 2011-13 | 3,048 |
| 9. Dan Burks | 2002-06 | 2,859 |
| 10. Lucious Foster | 1996-98 | 2,649 |

Single Season Yards

| | | |
|--------------------|------|-------|
| 1. Pat Shed | 2010 | 2,125 |
| 2. J.J. Nelson | 2014 | 1,820 |
| 3. Jordan Howard | 2014 | 1,659 |
| 4. J.J. Nelson | 2013 | 1,570 |
| 5. Derrick Ingram | 1994 | 1,504 |
| 6. Roddy White | 2004 | 1,452 |
| 7. Joe Webb | 2009 | 1,439 |
| 8. Lucious Foster | 1997 | 1,424 |
| 9. Darrin Reaves | 2012 | 1,358 |
| 10. Reggie Lindsey | 2005 | 1,334 |

Single Game Yards

| | | |
|------------------------------------|------|---------------------------|
| 1. Pat Shed vs. East Carolina | 2010 | 309 |
| | | (81 run, 84 rec., 144 kr) |
| 2. Derrick Ingram vs. Prairie View | 1994 | 289 |
| | | (289 rec.) |
| 3. Jordan Howard vs. So. Miss | 2014 | 262 |
| | | (262 rush) |
| J.J. Nelson vs. Western KCU | 2014 | 262 (18 rush, 43 rec. |
| | | 196 KR, 5 PR) |
| 5. Roddy White at Tulane | 2004 | 253 |
| | | (253 rec.) |
| 6. Lucious Foster vs. WKU | 1997 | 249 |
| | | (154 run, 62 pr, 33 kr) |
| 7. Carl Sanders vs. Charleston So. | 1996 | 240 |
| | | (240 run) |
| 8. Pat Shed at Southern Miss | 2010 | 235 |
| | | (176 run, 21 rec., 38 kr) |
| 9. Frantrell Forrest vs. Tulsa | 2008 | 232 |
| | | (190 kr, 42 rec.) |
| 10. Lucious Foster vs. UT Martin | 1998 | 231 |
| | | (181 run, 50 pr) |

« Average Gain Per Play »

Career Avg. Per Play (Min. 200 Plays)

| | | |
|----------------------|----------|------------------------------|
| 1. Derrick Ingram | 1991-94 | 16.50 (3,580 yds, 217 plays) |
| 2. Frantrell Forrest | 2007-09 | 15.71 (3,550 yds, 226 plays) |
| 3. Cedrick Buchannon | 1992-95 | 15.11 (3,823 yds, 253 plays) |
| 4. Jackie Williams | 2010-12 | 11.96 (2,511 yds, 210 plays) |
| 5. Pat Shed | 2010-11 | 7.51 (2,510 yds, 334 plays) |
| 6. Robert Davis | 1994, 96 | 6.87 (1,484 yd, 216 plays) |
| 7. Lucious Foster | 1996-98 | 6.74 (2,649 yds, 393 plays) |
| 8. Carl Sanders | 1995-97 | 6.41 (1,366 yds, 213 plays) |
| 9. Percy Coleman | 1997-00 | 6.40 (2,060 yds, 322 plays) |

Single-Season Avg. Per Play (Min. 100 Plays)

| | | |
|--------------------|------|--------------------------------|
| 1. Jackie Williams | 2012 | 15.24 (1,358 yds on 76 plays) |
| 2. Pat Shed | 2010 | 10.42 (2,125 yds on 204 plays) |
| 3. Lucious Foster | 1997 | 7.12 (1,424 yds on 200 plays) |
| 4. Robert Davis | 1994 | 7.04 (781 yds on 111 plays) |
| 5. Carl Sanders | 1996 | 6.86 (1,201 yds on 175 plays) |
| 6. Greg Franklin | 2011 | 6.80 (714 yds on 105 plays) |
| 7. Lucious Foster | 1998 | 6.65 (938 yds on 141 plays) |
| 8. Joe Webb | 2009 | 6.28 (1439 yds on 229 plays) |

MEDIA

TEAM

STAFF

PLAYERS

HISTORY

GREATER BHAM



HISTORY

« Average Gain Per Game »

Career Average

| | | |
|----------------------|---------|--------------------------------|
| 1. Pat Shed | 2010-11 | 147.6 (2,510 yds. in 17 games) |
| 2. J.J. Nelson | 2011-14 | 106.1 (4,670 in 44 games) |
| 3. Reggie Lindsey | 2004-05 | 103.9 (2,371 yds. in 23 games) |
| 4. Frantrell Forrest | 2007-10 | 99.1 (4,458 in 45 games) |
| 5. Cedrick Buchannon | 1992-95 | 98.0 (3,823 yds. in 39 games) |
| 6. Lucious Foster | 1996-98 | 94.6 (2,649 yds. in 28 games) |
| 7. Derrick Ingram | 1991-94 | 91.9 (3,583 yds. in 39 games) |
| 8. Carl Sanders | 1995-97 | 91.1 (1,366 yds. in 15 games) |
| 9. Pat Green | 1991-94 | 88.2 (3,353 yds. in 38 games) |
| 10. Darrin Reaves | 2011-12 | 85.1 (1,786 yds. in 21 games) |

« Punting »

Career Punts

| | | |
|-------------------|---------|-----|
| 1. Parker Mullins | 2003-06 | 235 |
| 2. Ross Stewart | 1999-02 | 190 |
| 3. Trey Ragland | 2008-11 | 166 |
| 4. Hunter Mullins | 2012-14 | 160 |
| 5. Chris Maye | 1991-94 | 139 |
| 6. Swayze Waters | 2005-08 | 124 |
| 7. Kevin Tatarek | 1992-96 | 115 |
| 8. Daniel Dixon | 1997-00 | 89 |
| 9. Lee Carter | 1998-99 | 87 |

Single Season Punts

| | | |
|-------------------|------|----|
| 1. Ross Stewart | 2002 | 75 |
| 2. Parker Mullins | 2003 | 72 |
| 3. Swayze Waters | 2007 | 69 |
| Daniel Dixon | 1997 | 69 |
| 5. Lee Carter | 1999 | 67 |
| 6. Kevin Tatarek | 1996 | 66 |
| Ross Stewart | 2000 | 66 |
| 8. Parker Mullins | 2004 | 61 |
| 9. Hunter Mullins | 2014 | 59 |
| 10. Ross Stewart | 2006 | 58 |

Single-Game Punts

| | | |
|----------------------------------|------|---------------|
| 1. Daniel Dixon at Virginia Tech | 1997 | 11 (402 yds.) |
| 2. Trey Ragland at Tulsa | 2011 | 10 (411 yds.) |
| Ross Stewart at LSU | 2000 | 10 (409 yds.) |
| Lee Carter vs. Houston | 1999 | 10 (372 yds.) |
| Wade Waldrop at East Carolina | 1998 | 10 (346 yds.) |
| Kevin Tatarek vs. Cincinnati | 1996 | 10 (419 yds.) |
| Chris Maye at Charleston So. | 1991 | 10 (342 yds.) |

| | | |
|--------------------------------|------|--------------|
| 8. Parker Mullins at TCU | 2003 | 9 (345 yds.) |
| Ross Stewart at Florida | 2002 | 9 (383 yds.) |
| Ross Stewart at UL Lafayette | 2002 | 9 (368 yds.) |
| Ross Stewart at Kansas | 2000 | 9 (392 yds.) |
| Lee Carter vs. Memphis | 1999 | 9 (375 yds.) |
| Daniel Dixon at Arkansas State | 1997 | 9 (357 yds.) |
| Kevin Tatarek at Vanderbilt | 1996 | 9 (366 yds.) |

« Most Punting Yards »

Career Yardage

| | | |
|-------------------|---------|-------|
| 1. Parker Mullins | 2003-06 | 9,434 |
| 2. Ross Stewart | 1999-02 | 7,900 |
| 3. Hunter Mullins | 2012-14 | 7,090 |
| 4. Trey Ragland | 2008-11 | 6,918 |
| 5. Swayze Waters | 2005-08 | 5,255 |
| 6. Chris Maye | 1991-94 | 4,967 |
| 7. Kevin Tatarek | 1992-96 | 4,640 |
| 8. Lee Carter | 1998-99 | 3,471 |
| 9. Daniel Dixon | 1997-00 | 3,307 |

Single Season Yardage

| | | |
|-------------------|------|------------------|
| 1. Ross Stewart | 2002 | 3,154 (75 punts) |
| 2. Parker Mullins | 2003 | 2,962 (72 punts) |
| 3. Swayze Waters | 2007 | 2,859 (69 punts) |
| 4. Lee Carter | 1999 | 2,709 (67 punts) |
| 5. Kevin Tatarek | 1996 | 2,699 (66 punts) |
| 6. Daniel Dixon | 1997 | 2,615 (69 punts) |
| 7. Hunter Mullins | 2014 | 2,601 (59 punts) |
| 8. Parker Mullins | 2004 | 2,460 (61 punts) |
| 9. Ross Stewart | 2001 | 2,420 (57 punts) |
| 10. Swayze Waters | 2008 | 2,396 (55 punts) |

Single Game Yardage

| | | |
|---------------------------------------|------|----------------|
| 1. Lee Carter at Virginia Tech | 1999 | 429 (9 punts) |
| 2. Kevin Tatarek vs. Cincinnati | 1996 | 419 (10 punts) |
| 3. Trey Ragland at Tulsa | 2011 | 411 (10 punts) |
| 4. Ross Stewart at LSU | 2000 | 409 (10 punts) |
| 5. Swayze Waters at Houston | 2008 | 405 (8 punts) |
| 6. Daniel Dixon at Virginia Tech | 1997 | 402 (11 punts) |
| 7. Ross Stewart at Kansas | 2000 | 392 (9 punts) |
| 8. Kevin Tatarek at Maryland | 1996 | 391 (8 punts) |
| 9. Ross Stewart at Florida | 2002 | 383 (9 punts) |
| 10. Trey Ragland vs. Florida Atlantic | 2010 | 382 (8 punts) |

« Average Yards Per Punt »

Career Average

| | | | |
|----|----------------|---------|-------------------|
| 1. | Hunter Mullins | 2011-14 | 44.31 (160-7,090) |
| 2. | Swayze Waters | 2005-08 | 42.38 (124-5,255) |
| 3. | Trey Ragland | 2008-11 | 41.67 (166-6,918) |
| 4. | Ross Stewart | 1999-02 | 41.58 (190-7,900) |
| 5. | Kevin Tatarek | 1992-96 | 40.35 (115-4,640) |
| 6. | Parker Mullins | 2003-06 | 40.14 (235-9,434) |
| 7. | Lee Carter | 1998-99 | 39.90 (87-3,471) |
| 8. | Daniel Dixon | 1997-00 | 37.16 (89-3,307) |
| 9. | Jason Powers | 1993-95 | 36.48 (64-2,335) |

Single Season Average

| | | | |
|-----|----------------|------|------------------|
| 1. | Hunter Mullins | 2012 | 44.78 (50-2,239) |
| 2. | Hunter Mullins | 2014 | 44.08 (59-2,601) |
| 3. | Swayze Waters | 2008 | 43.56 (55-2,396) |
| 4. | Hunter Mullins | 2013 | 43.14 (51-2,200) |
| 5. | Trey Ragland | 2009 | 42.76 (55-2,352) |
| 6. | Ross Stewart | 2001 | 42.45 (57-2,420) |
| 7. | Ross Stewart | 2002 | 42.05 (75-3,154) |
| 8. | Trey Ragland | 2010 | 41.98 (55-2,309) |
| 9. | Swayze Waters | 2007 | 41.43 (69-2,859) |
| 10. | Parker Mullins | 2003 | 41.14 (72-2,962) |

Single-Game Average (Min. 4 Punts)

| | | | |
|-----|---------------------------------|------|---------------|
| 1. | Hunter Mullins at Houston | 2012 | 54.25 (4-217) |
| 2. | Swayze Waters at Houston | 2008 | 50.63 (8-405) |
| 3. | Swayze Waters vs. Memphis | 2008 | 50.25 (4-201) |
| 4. | Swayze Waters at Southern Miss | 2008 | 49.00 (4-196) |
| 5. | Kevin Tatarek at Maryland | 1996 | 48.88 (8-391) |
| 6. | Hunter Mullins vs. Troy | 2012 | 48.75 (4-195) |
| 7. | Trey Ragland at SMU | 2010 | 48.60 (5-243) |
| 8. | Hunter Mullins at Southern Miss | 2012 | 48.00 (4-192) |
| | Hunter Mullins vs. Marshall | 2014 | 48.00 (5-240) |
| 10. | Hunter Mullins at Arkansas | 2014 | 47.83 (6-287) |

Longest Punts

| | | | |
|----|-----------------------------------|------|----|
| 1. | Ross Stewart vs. Southern Miss | 2002 | 78 |
| 2. | Trey Ragland at SMU | 2010 | 75 |
| | Lee Carter at Virginia Tech | 1999 | 75 |
| 4. | Ross Stewart vs. Florida State | 2001 | 68 |
| 5. | Swayze Waters at Houston | 2008 | 67 |
| 6. | Ross Stewart vs. Louisville | 2000 | 66 |
| 7. | Hunter Mullins vs. FIU | 2014 | 65 |
| | Trey Ragland vs. Florida Atlantic | 2010 | 65 |

| | | | |
|-----|---------------------------------|------|----|
| 9. | Swayze Waters at South Carolina | 2008 | 65 |
| 10. | Ross Stewart vs. UL Lafayette | 2000 | 63 |

« Scoring Records »

Career Points

| | | | |
|----|----------------|---------|-----|
| 1. | Ty Long | 2011-14 | 322 |
| 2. | Nick Hayes | 2001-04 | 288 |
| 3. | Kevin Thomason | 1992-95 | 241 |
| 4. | Pat Green | 1991-94 | 240 |
| 5. | Swayze Waters | 2005-08 | 212 |
| 6. | Derrick Ingram | 1991-94 | 174 |
| 7. | Joe Webb | 2006-09 | 168 |
| | Jake Arians | 1996-99 | 168 |
| 9. | J.J. Nelson | 2011-14 | 162 |
| | Corey White | 2003-06 | 162 |

Single-Season Points

| | | | |
|-----|----------------|------|----|
| 1. | Swayze Waters | 2007 | 87 |
| 2. | Ty Long | 2014 | 86 |
| | Kevin Thomason | 1993 | 86 |
| 4. | Jordan Howard | 2014 | 84 |
| | Darrin Reaves | 2012 | 84 |
| | Nick Hayes | 2004 | 84 |
| | Roddy White | 2004 | 84 |
| | Derrick Ingram | 1994 | 84 |
| 9. | Ty Long | 2013 | 83 |
| 10. | Ty Long | 2012 | 81 |
| | Swayze Waters | 2008 | 81 |

Single-Game Points

| | | | |
|----|--------------------------------|------|------------|
| 1. | D.J. Vinson vs. Alabama A&M | 2014 | 30 (5 TDs) |
| | Keith Roland vs. UL Lafayette | 1996 | 24 (4 TDs) |
| | Derrick Ingram at Prairie View | 1994 | 24 (4 TDs) |
| 4. | Darrin Reaves at Tulane | 2012 | 18 (3 TDs) |
| | Darrin Reaves vs. Tulsa | 2012 | 18 (3 TDs) |
| | Mike Jones at Southern Miss | 2010 | 18 (3 TDs) |
| | Jackie Williams vs. Troy | 2010 | 18 (3 TDs) |
| | Joe Webb at Tulane | 2008 | 18 (3 TDs) |
| | Joe Webb vs. Memphis | 2008 | 18 (3 TDs) |
| | Corey White vs. Memphis | 2006 | 18 (3 TDs) |
| | Corey White vs. South Florida | 2004 | 18 (3 TDs) |
| | Reggie Lindsey at UTEP | 2005 | 18 (3 TDs) |
| | Roddy White vs. Memphis | 2004 | 18 (3 TDs) |
| | Willie Quinnie at Army | 2002 | 18 (3 TDs) |
| | Daniel Dixon at UL Lafayette | 1997 | 18 (3 TDs) |

MEDIA

TEAM

STAFF

PLAYERS

HISTORY

GREATER BHAM



HISTORY

| | | |
|---------------------------------|------|------------|
| Carl Sanders vs. Charleston So. | 1996 | 18 (3 TDs) |
| Robert Davis vs. LA Tech | 1996 | 18 (3 TDs) |
| Pat Green vs. Charleston So. | 1994 | 18 (3 TDs) |
| Pat Green at Charleston So. | 1993 | 18 (3 TDs) |
| Pat Green at Clinch Valley | 1992 | 18 (3 TDs) |
| David Thornton vs. Miles | 1992 | 18 (3 TDs) |
| Pat Green at Charleston So. | 1991 | 18 (3 TDs) |
| Pat Green at Hampden Sydney | 1991 | 18 (3 TDs) |

« Most Points Scored By Kicking »

Career Points

| | | | |
|----|----------------|---------|-----|
| 1. | Ty Long | 2011-14 | 322 |
| 2. | Nick Hayes | 2001-04 | 288 |
| 3. | Kevin Thomason | 1992-95 | 241 |
| 4. | Swayze Waters | 2005-08 | 212 |
| 5. | Jake Arians | 1996-99 | 168 |
| 6. | Rhett Gallego | 1998-01 | 146 |

Single Season Points

| | | | |
|-----|----------------|------|----|
| 1. | Swayze Waters | 2007 | 87 |
| 2. | Ty Long | 2014 | 86 |
| | Kevin Thomason | 1993 | 86 |
| 4. | Nick Hayes | 2004 | 84 |
| 5. | Ty Long | 2013 | 83 |
| 6. | Ty Long | 2012 | 81 |
| | Swayze Waters | 2008 | 81 |
| 8. | Nick Hayes | 2002 | 80 |
| | Rhett Gallego | 2000 | 80 |
| 10. | Parker Mullins | 2005 | 79 |

Single Game Points

| | | | |
|----|-----------------------------------|------|-----------------|
| 1. | Swayze Waters vs. Alcorn State | 2007 | 16 (5 fg, 1 xp) |
| 2. | Swayze Waters at UCF | 2008 | 15 (5 fg) |
| | Nick Hayes vs. Houston | 2002 | 15 (3 fg, 6 xp) |
| | Rhett Gallego vs. Southern Miss | 2000 | 15 (3 fg, 3 xp) |
| 5. | Parker Mullins at Memphis | 2005 | 13 (3 fg, 4 xp) |
| 6. | Josh Zahn vs. Southern Miss | 2009 | 12 (3 fg, 3 xp) |
| | Swayze Waters at Tulsa | 2007 | 12 (3 fg, 3 xp) |
| | Kevin Thomason vs. Charleston So. | 1994 | 12 (2 fg, 4 xp) |
| | Kevin Thomason at MVSU | 1993 | 12 (3 fg, 3 xp) |

« Most Touchdowns Scored »

Career Touchdowns

| | | | |
|----|-------------------|---------|----|
| 1. | Pat Green | 1991-94 | 39 |
| 2. | Derrick Ingram | 1991-94 | 29 |
| 3. | Darrin Reaves | 2011-13 | 28 |
| | Joe Webb | 2006-09 | 28 |
| 5. | J.J. Nelson | 2011-14 | 27 |
| | Corey White | 2003-06 | 27 |
| 7. | Roddy White | 2001-04 | 26 |
| 8. | Frantrell Forrest | 2007-10 | 26 |
| 9. | Cedrick Buchannon | 1992-95 | 17 |
| | Jordan Howard | 2013-14 | 17 |

Single Season Touchdowns

| | | | |
|-----|----------------|------|----|
| 1. | Jordan Howard | 2014 | 14 |
| | Darrin Reaves | 2013 | 14 |
| | Darrin Reaves | 2012 | 14 |
| | Roddy White | 2004 | 14 |
| | Derrick Ingram | 1994 | 14 |
| | Pat Green | 1991 | 14 |
| 7. | Joe Webb | 2009 | 12 |
| 8. | Joe Webb | 2008 | 11 |
| | Pat Green | 1993 | 11 |
| 10. | J.J. Nelson | 2013 | 10 |
| | D.J. Vinson | 2014 | 10 |

Single-Game Touchdowns

| | | | |
|----|--------------------------------|------|-------------------|
| 1. | D.J. Vinson vs. Alabama A&M | 2014 | 5 (5 rush) |
| 2. | Norris Drinkard at Tulane | 2004 | 4 (3 rush, 1 rec) |
| | Keith Roland vs. SW Louisiana | 1996 | 4 (2 rush, 2 rec) |
| 4. | Derrick Ingram at Prairie View | 1994 | 4 (4 rec) |
| 5. | Darrin Reaves vs. Tulsa | 2012 | 3 (3 rush) |
| | Darrin Reaves at Tulane | 2012 | 3 (3 rush) |
| | Mike Jones at Southern Miss | 2010 | 3 (3 rec) |
| | Jackie Williams vs. Troy | 2010 | 3 (1 rush, 2 rec) |
| | Joe Webb at Tulane | 2008 | 3 (3 rush) |
| | Joe Webb vs. Memphis | 2008 | 3 (3 rush) |
| | Corey White vs. Memphis | 2006 | 3 (3 rush) |
| | Reggie Lindsey at UTEP | 2005 | 3 (3 rec.) |
| | Corey White vs. South Florida | 2004 | 3 (3 rush) |
| | Roddy White vs. Memphis | 2004 | 3 (3 rec) |
| | Willie Quinnie at Army | 2002 | 3 (3 rec) |
| | Daniel Dixon at UL Lafayette | 1997 | 3 (3 rush) |
| | Carl Sanders vs. Char. So. | 1996 | 3 (3 rush) |
| | Robert Davis at LA Tech, | 1996 | 3 (3 rush) |
| | Pat Green vs. Charleston So. | 1994 | 3 (2 rush, 1 rec) |
| | Pat Green at Charleston So. | 1993 | 3 (3 rush) |
| | Pat Green at Clinch Valley | 1992 | 3 (3 rush) |
| | David Thornton vs. Miles | 1992 | 3 (3 rush) |
| | Pat Green at Charleston So. | 1991 | 3 (2 rush, 1 rec) |
| | Pat Green at Hampden Sydney | 1991 | 3 (3 rush) |

« Kicking Records »

Career Field Goals

| | | | |
|----|----------------|---------|----|
| 1. | Ty Long | 2011-14 | 59 |
| 2. | Nick Hayes | 2001-04 | 57 |
| 3. | Swayze Waters | 2005-08 | 50 |
| 4. | Kevin Thomason | 1992-95 | 39 |
| 5. | Rhett Gallego | 1998-01 | 30 |
| 6. | Jake Arians | 1996-99 | 29 |

Single Season Field Goals

| | | | |
|----|----------------|------|----|
| 1. | Swayze Waters | 2007 | 22 |
| 2. | Swayze Waters | 2008 | 19 |
| | Rhett Gallego | 2000 | 19 |
| 4. | Nick Hayes | 2003 | 17 |
| | Nick Hayes | 2002 | 17 |
| 6. | Ty Long | 2013 | 16 |
| | Ty Long | 2011 | 16 |
| 8. | Kevin Thomason | 1993 | 15 |
| 9. | Ty Long | 2012 | 14 |

| | | |
|----------------|------|----|
| Josh Zahn | 2009 | 14 |
| Parker Mullins | 2005 | 14 |

Single Game Field Goals

| | | | |
|----|----------------|------|---------------------------|
| 1. | Swayze Waters | 2008 | 5 (at UCF) |
| | Swayze Waters | 2007 | 5 (vs. Alcorn State) |
| 3. | Rhett Gallego | 2000 | 4 (vs. UL Lafayette) |
| 4. | Ty Long | 2014 | 3 (at Middle Tennessee) |
| | Ty Long | 2013 | 3 (at Vanderbilt) |
| | Ty Long | 2013 | 3 (vs. Florida Atlantic) |
| | Ty Long | 2011 | 3 (at Troy) |
| | Swayze Waters | 2007 | 3 (at Michigan State) |
| | Swayze Waters | 2007 | 3 (at Tulsa) |
| | Swayze Waters | 2006 | 3 (at SMU) |
| | Swayze Waters | 2006 | 3 (at UCF) |
| | Parker Mullins | 2005 | 3 (at Memphis) |
| | Parker Mullins | 2005 | 3 (at East Carolina) |
| | Nick Hayes | 2004 | 3 (at Cincinnati) |
| | Nick Hayes | 2003 | 3 (vs. Troy) |
| | Nick Hayes | 2003 | 3 (at USF) |
| | Nick Hayes | 2002 | 3 (vs. Houston) |
| | Nick Hayes | 2002 | 3 (vs. East Carolina) |
| | Nick Hayes | 2002 | 3 (at Cincinnati) |
| | Rhett Gallego | 2000 | 3 (vs. Southern Miss) |
| | Rhett Gallego | 2000 | 3 (at East Carolina) |
| | Jake Arians | 1999 | 3 (vs. East Carolina) |
| | Kevin Thomason | 1994 | 3 (vs. Western Kentucky) |
| | Kevin Thomason | 1993 | 3 (at Wofford) |
| | Kevin Thomason | 1993 | 3 (at Miss. Valley State) |

Longest Field Goals

| | | | |
|----|----------------|------|-----------------------------------|
| 1. | Ty Long | 2012 | 54 (at Ohio State) |
| 2. | Ty Long | 2012 | 53 (vs. Southeastern La.) |
| 3. | Swayze Waters | 2007 | 52 (vs. Alcorn State) |
| | Swayze Waters | 2007 | 52 (at Tulsa) |
| | Kevin Thomason | 1994 | 52 (vs. Mississippi Valley State) |
| 6. | Josh Zahn | 2009 | 51 (vs. Southern Miss) |
| 7. | Ty Long | 2013 | 50 (vs. Middle Tennessee) |
| | Ty Long | 2013 | 50 (at Troy) |
| | Swayze Waters | 2008 | 50 (at Houston) |
| | Swayze Waters | 2007 | 50 (at Michigan State) |
| | Nick Hayes | 2003 | 50 (vs. Army) |
| | Nick Hayes | 2001 | 50 (vs. TCU) |
| | Kevin Thomason | 1994 | 50 (vs. Butler) |

MEDIA

TEAM

STAFF

PLAYERS

HISTORY

GREATER BHAM



« Field Goal Accuracy »

Career Field Goal Percentage

| | | | |
|----|----------------|---------|--------------|
| 1. | Swayze Waters | 2006-08 | .781(50-64) |
| 2. | Ty Long | 2011-14 | .776 (59-76) |
| 3. | Nick Hayes | 2001-04 | .770 (57-74) |
| 4. | Parker Mullins | 2003-06 | .727 (16-22) |
| 5. | Rhett Gallego | 1998-01 | .714 (30-42) |
| 6. | Kevin Thomason | 1992-95 | .684 (39-57) |

Single Season Field Goal Percentage

| | | | |
|-----|----------------|------|---------------|
| 1. | Rhett Gallego | 2001 | 1.000 (14-14) |
| | Rhett Gallego | 1998 | 1.000 (7-7) |
| 3. | Nick Hayes | 2003 | .850 (17-20) |
| 4. | Ty Long | 2011 | .842 (16-19) |
| 5. | Ty Long | 2012 | .824 (14-17) |
| 6. | Jake Arians | 1999 | .800 (12-15) |
| 7. | Swayze Waters | 2008 | .792 (19-24) |
| | Rhett Gallego | 2000 | .792 (19-24) |
| 9. | Kevin Thomason | 1993 | .789 (15-19) |
| 10. | Swayze Waters | 2007 | .786 (22-28) |

« Points After Touchdowns »

Career PATs

| | | | |
|----|----------------|---------|-----|
| 1. | Ty Long | 2011-14 | 145 |
| 2. | Kevin Thomason | 1992-95 | 124 |
| 3. | Nick Hayes | 2001-04 | 117 |
| 4. | Jake Arians | 1996-99 | 81 |
| 5. | Josh Zahn | 2009-10 | 62 |
| 6. | Rhett Gallego | 1998-01 | 56 |
| 7. | Swayze Waters | 2005-08 | 52 |
| | Parker Mullins | 2003-06 | 52 |

Single-Season PATs

| | | | |
|-----|----------------|------|----|
| 1. | Ty Long | 2014 | 47 |
| 2. | Nick Hayes | 2004 | 45 |
| 3. | Kevin Thomason | 1993 | 40 |
| 4. | Ty Long | 2012 | 39 |
| 5. | Josh Zahn | 2010 | 37 |
| | Parker Mullins | 2005 | 37 |
| 7. | Ty Long | 2013 | 35 |
| | John Zahn | 2009 | 35 |
| 9. | Kevin Thomason | 1994 | 31 |
| 10. | Nick Hayes | 2002 | 29 |

Single-Game PATs

| | | | |
|-----|----------------|------|-----------------------------|
| 1. | Ty Long | 2014 | 8 (vs. North Texas) |
| | Josh Zahn | 2009 | 8 (vs. Florida Atlantic) |
| | Nick Hayes | 2004 | 8 (vs. Baylor) |
| 4. | Ty Long | 2012 | 7 (vs. Southeastern LA.) |
| | Nick Hayes | 2004 | 7 (at Tulane) |
| | Jake Arians | 1996 | 7 (vs. Charleston Southern) |
| | Kevin Thomason | 1995 | 7 (vs. Knoxville College) |
| | Kevin Thomason | 1993 | 7 (vs. Prairie View A&M) |
| | Kevin Thomason | 1993 | 7 (vs. Morehead State) |
| 10. | Ty Long | 2014 | 6 (vs. Troy) |
| | Ty Long | 2014 | 6 (at Western Kentucky) |
| | Ty Long | 2014 | 6 (at Southern Miss) |
| | Ty Long | 2012 | 6 (vs. Tulsa) |
| | Ty Long | 2012 | 6 (at Tulane) |
| | Swayze Waters | 2008 | 6 (vs. Alabama State) |
| | Parker Mullins | 2005 | 6 (vs. Rice) |
| | Nick Hayes | 2004 | 6 (at Hawaii) |
| | Nick Hayes | 2002 | 6 (vs. Houston) |
| | Rhett Gallego | 1998 | 6 (vs. UT Martin) |
| | Jake Arians | 1996 | 6 (vs. Arkansas State) |
| | Kevin Thomason | 1994 | 6 (vs. Prairie View A&M) |
| | Kevin Thomason | 1993 | 6 (at Charleston Southern) |

Career PAT Percentage

| | | | |
|----|----------------|---------|----------------|
| 1. | Ty Long | 2011-14 | .973 (145-149) |
| 2. | Nick Hayes | 2001-04 | .967 (117-121) |
| 3. | Parker Mullins | 2003-06 | .963 (52-54) |
| 4. | Josh Zahn | 2009-10 | .947 (72-76) |
| 5. | Jake Arians | 1996-99 | .942 (81-86) |
| 6. | Rhett Gallego | 1998-01 | .949 (42-45) |
| 7. | Josh Zahn | 2009 | .921 (35-38) |
| 8. | Swayze Waters | 2006-08 | .912 (52-57) |
| 9. | Kevin Thomas | 1992-95 | .849 (124-146) |

Single-Season PAT Percentage

| | | | |
|-----|----------------|------|--------------|
| 1. | Ty Long | 2013 | 1.00 (35-35) |
| | Parker Mullins | 2005 | 1.00 (37-37) |
| | Nick Hayes | 2002 | 1.00 (29-29) |
| | Nick Hayes | 2001 | 1.00 (17-17) |
| | Rhett Gallego | 2001 | 1.00 (14-14) |
| | Jake Arians | 1998 | 1.00 (14-14) |
| | Jake Arians | 1997 | 1.00 (24-24) |
| 8. | Ty Long | 2014 | .979 (47-48) |
| 9. | Josh Zahn | 2010 | .974(37-38) |
| 10. | Nick Hayes | 2003 | .963(26-27) |

« Defense »

Career Tackles

| | | | |
|-----|------------------|---------|-----|
| 1. | Marvin Burdette | 2009-12 | 406 |
| 2. | Zac Woodfin | 2001-04 | 372 |
| 3. | Nigel Eldridge | 2001-04 | 321 |
| 4. | Joe Henderson | 2005-08 | 294 |
| 5. | Will Dunbar | 2005-08 | 290 |
| 6. | Alan Willis | 1994-97 | 289 |
| 7. | Izell Reese | 1994-97 | 276 |
| 8. | Josh Evans | 1991-94 | 274 |
| 9. | Wayne White | 1991-94 | 266 |
| 10. | Adrian Singleton | 1998-01 | 253 |

Single Season Tackles

| | | | |
|-----|-----------------|------|-----|
| 1. | Marvin Burdette | 2012 | 157 |
| 2. | Zac Woodfin | 2003 | 149 |
| 3. | Nigel Eldridge | 2003 | 128 |
| 4. | Will Dunbar | 2007 | 122 |
| 5. | Zac Woodfin | 2002 | 120 |
| 6. | Jamie Bender | 2011 | 119 |
| 7. | Marvin Burdette | 2010 | 114 |
| | Brian Smith | 1997 | 114 |
| 9. | Rod Taylor | 2001 | 110 |
| 10. | Joe Henderson | 2007 | 109 |

Single Game Tackles

| | | | |
|----|-----------------|------|-----------------------------|
| 1. | Marvin Burdette | 2012 | 24 (at Tulane) |
| 2. | Josh Evans | 1992 | 21 (at Tennessee Wesleyan) |
| 3. | Marvin Burdette | 2010 | 20 (vs. Marshall) |
| | Rod Taylor | 2001 | 20 (at Southern Miss) |
| | Perry Collier | 1995 | 20 (at Middle Tennessee) |
| 6. | Nigel Eldridge | 2003 | 18 (at TCU) |
| | Izell Reese | 1995 | 18 (at Western Kentucky) |
| 8. | Marvin Burdette | 2012 | 17 (vs. Marshall) |
| | Marvin Burdette | 2012 | 17 (vs. East Carolina) |
| | Marvin Burdette | 2012 | 17 (at Houston) |
| | Marvin Burdette | 2010 | 17 (at Rice) |
| | Will Dunbar | 2007 | 17 (vs. Houston) |
| | Will Dunbar | 2007 | 17 (at Florida State) |
| | Rod Taylor | 2001 | 17 (at Southern Miss.) |
| | Shannon Monroe | 1997 | 17 (at Cincinnati) |
| | Brian Smith | 1997 | 17 (at Arizona) |
| | Alan Willis | 1996 | 17 (at Maryland) |
| | Alan Willis | 1995 | 17 (vs. Jacksonville State) |

Career Solo Tackles

| | | | |
|-----|------------------|---------|-----|
| 1. | Marvin Burdette | 2009-12 | 236 |
| 2. | Zac Woodfin | 2001-04 | 224 |
| 3. | Izell Reese | 1994-97 | 180 |
| 4. | Nigel Eldridge | 2001-03 | 179 |
| 5. | Chris Brown | 1999-02 | 176 |
| 6. | Alan Willis | 1994-97 | 173 |
| 7. | Will Dunbar | 2005-08 | 169 |
| 8. | Dominique Cosper | 2002-04 | 168 |
| 9. | Wayne White | 1991-94 | 166 |
| 10. | Josh Evans | 1991-94 | 165 |

Single Season Solo Tackles

| | | | |
|----|------------------|------|----|
| 1. | Zac Woodfin | 2003 | 99 |
| 2. | Marvin Burdette | 2012 | 90 |
| 3. | Marvin Burdette | 2010 | 77 |
| 4. | Zac Woodfin | 2002 | 74 |
| 5. | Thurman Pearson | 2002 | 73 |
| 6. | Dominique Cosper | 2004 | 72 |
| | Brian Smith | 1997 | 72 |
| 8. | Avery Warner | 2001 | 71 |
| 9. | Jamie Bender | 2011 | 69 |
| | Will Dunbar | 2007 | 69 |
| | Nigel Eldridge | 2002 | 69 |

Single Game Solo Tackles

| | | | |
|----|-----------------|------|-----------------------------|
| 1. | Rod Taylor | 2001 | 17 (at Southern Miss) |
| 2. | Brian Smith | 1997 | 16 (at Arizona) |
| 3. | Alan Willis | 1997 | 14 (vs. LA Tech) |
| 4. | Marvin Burdette | 2010 | 13 (vs. Marshall) |
| 5. | Thurman Pearson | 2002 | 12 (at Army) |
| | Avery Warner | 2001 | 12 (vs. Cincinnati) |
| | Kerry Frazier | 1995 | 12 (vs. Wofford) |
| | Terry Dollerson | 1994 | 12 (vs. Jacksonville State) |
| | Drew Lofstad | 1994 | 12 (vs. Western Kentucky) |
| | Josh Evans | 1993 | 12 (at Butler) |
| | Wayne White | 1991 | 12 (vs. Evangel) |
| | Wayne White | 1991 | 12 (at Millsaps) |

Career Assisted Tackles

| | | | |
|----|-----------------|---------|-----|
| 1. | Marvin Burdette | 2009-12 | 170 |
| 2. | Zac Woodfin | 2001-04 | 148 |
| 3. | Nigel Eldridge | 2001-04 | 142 |
| 4. | Joe Henderson | 2005-08 | 130 |
| 5. | Will Dunbar | 2005-08 | 121 |
| 6. | Alan Willis | 1994-97 | 116 |

MEDIA

TEAM

STAFF

PLAYERS

HISTORY

GREATER BHAM



HISTORY

| | | | |
|----|---------------|---------|-----|
| 7. | Josh Evans | 1991-94 | 109 |
| 8. | Brian Smith | 1996-98 | 100 |
| | Shamar Abrams | 2001-04 | 100 |
| | Wayne White | 1991-94 | 100 |

« Longest Scoring Plays »

Rushing

| | | | |
|-----|---------------|------|---------------------------|
| 1. | Percy Coleman | 1999 | 72 (vs. ULM) |
| 2. | Joe Webb | 2009 | 71 (vs. Rice) |
| 3. | Dan Burks | 2004 | 69 (vs. Baylor) |
| 4. | Joe Webb | 2009 | 65 (vs. Florida Atlantic) |
| 5. | Ernest Ross | 1997 | 62 (at UL Lafayette) |
| 6. | Carl Sanders | 1996 | 58 (vs. UL Lafayette) |
| 7. | Cedric Thomas | 1998 | 57 (vs. Tennessee Tech) |
| | Carl Sanders | 1996 | 57 (vs. Arkansas State) |
| 9. | Jordan Howard | 2014 | 55 (vs. Troy) |
| 10. | Pat Green | 1992 | 54 (vs. Charleston So.) |

Passing

| | | | |
|-----|----------------------------|------|-----------------------------|
| 1. | D. Hackney to R. White | 2003 | 95 (vs. Cincinnati) |
| | J. Whitcomb to D. Ingram | 1994 | 95 (vs. Jacksonville State) |
| 3. | D. Hackney to W. Quinnie | 2002 | 94 (vs. East Carolina) |
| 4. | C. Williams to N. Coon | 2003 | 91 (vs. Army) |
| 5. | D. Hackney to R. Lindsey | 2005 | 89 (vs. SMU) |
| 6. | J. Briscoe to J.J. Nelson | 2014 | 88 (at Mississippi State) |
| 7. | C. Clements to J. MaGee | 2014 | 81 (at Mississippi State) |
| 8. | L. Jolly to P. Coleman | 1998 | 80 (vs. UL Lafayette) |
| 9. | D. Dixon to D. Malone | 1999 | 79 (vs. Houston) |
| 10. | C. Clements to J.J. Nelson | 2014 | 78 (at FAU) |

Interception Returns

| | | | |
|-----|------------------|------|------------------------|
| 1. | Marquis Coleman | 2009 | 99 (at UTEP) |
| 2. | Adrian Singleton | 1999 | 96 (at Cincinnati) |
| 3. | Rodregis Brooks | 1999 | 91 (vs. East Carolina) |
| 4. | Dwight Platt | 1998 | 87 (vs. UT Martin) |
| 5. | Iell Reese | 1997 | 85 (at Arkansas State) |
| 6. | Wes Foss | 2000 | 72 (at Army) |
| 7. | Terry Dollerson | 1993 | 68 (vs. Dayton) |
| 8. | T.J. Ballou | 2011 | 52 (vs. Troy) |
| | Jamie Bender | 1997 | 52 (at Southern Miss) |
| 10. | Dio Hill | 2001 | 46 (vs. TCU) |
| | Dainon Sidney | 1997 | 46 (at UL Lafayette) |

Fumble Returns

| | | | |
|----|------------------|------|-------------------------|
| 1. | Chris Brown | 2002 | 91 (vs. Troy) |
| 2. | Brandon Register | 2006 | 67 (at Southern Miss.) |
| 3. | Jake Ganus | 2014 | 56 (vs. Louisiana Tech) |
| 4. | Chris Felder | 2006 | 44 (at UCF) |
| 5. | Jovanti Morris | 2014 | 43 (vs. North Texas) |
| 6. | Pat Burchfield | 2000 | 42 (at Kansas) |
| 7. | Andrew Kopecky | 2001 | 36 (vs. Army) |

Kickoff Returns

| | | | |
|-----|------------------|------|--------------------------|
| 1. | J.J. Nelson | 2014 | 100 (at Arkansas) |
| | J.J. Nelson | 2014 | 100 (vs. Louisiana Tech) |
| 4. | J.J. Nelson | 2014 | 99 (at Southern Miss) |
| 5. | J.J. Nelson | 2013 | 97 (at Troy) |
| 6. | Nick Adams | 2011 | 92 (vs. Tulane) |
| | Fantrell Forrest | 2007 | 92 (vs. Tulane) |
| 8. | Fantrell Forrest | 2008 | 90 (vs. Tulsa) |
| 9. | Darrin Reaves | 1991 | 82 (vs. Hastings) |
| 10. | Jason Southall | 2002 | 44 (vs. Louisville) |

Punt Returns

| | | | |
|----|-------------------|------|-----------------------------------|
| 1. | Cedrick Buchannon | 1992 | 83 (vs. Lindenwood) |
| 2. | Jackie Williams | 2012 | 79 (vs. Marshall) |
| 3. | Cedrick Buchannon | 1995 | 77 (vs. Wofford) |
| 4. | Cedrick Buchannon | 1995 | 68 (vs. Charleston Southern) |
| 5. | Reggie Lindsey | 2004 | 67 (at Mississippi State) |
| 6. | J.J. Nelson | 2013 | 63 (vs. Northwestern (La.) State) |
| 7. | Willie Quinnie | 2002 | 60 (at Tulane) |

ALL TIME COACHES

JIM HILYER (1991-94)

| Year | Record | Pct. | Division |
|------|---------|------|-------------|
| 1991 | 4-3-2 | .555 | NCAA III |
| 1992 | 7-3-0 | .700 | NCAA III |
| 1993 | 9-2-0 | .818 | NCAA I-AA |
| 1994 | 7-4-0 | .636 | NCAA I-AA |
| Tot. | 27-12-2 | .658 | (4 seasons) |

WATSON BROWN (1995-06)

| Year | Record | Pct. | Division |
|--------|---------|------|--------------|
| 1995 | 5-6-0 | .455 | NCAA I-AA |
| 1996 | 5-6-0 | .455 | NCAA I-A |
| 1997 | 5-6-0 | .455 | NCAA I-A |
| 1998 | 4-7-0 | .364 | NCAA I-A |
| 1999 | 5-6-0 | .455 | NCAA I-A |
| 2000 | 7-4-0 | .636 | NCAA I-A |
| 2001 | 6-5-0 | .545 | NCAA I-A |
| 2002 | 5-7-0 | .417 | NCAA I-A |
| 2003 | 5-7-0 | .417 | NCAA I-A |
| 2004 | 7-5-0 | .583 | NCAA I-A |
| 2005 | 5-6-0 | .455 | NCAA I-A |
| 2006 | 3-9-0 | .250 | NCAA I-A |
| Totals | 62-74-0 | .456 | (12 seasons) |

NEIL CALLAWAY (2007-11)

| Year | Record | Pct. | Division |
|--------|---------|------|-------------|
| 2007 | 2-10-0 | .167 | NCAA I-A |
| 2008 | 4-8-0 | .333 | NCAA I-A |
| 2009 | 5-7-0 | .417 | NCAA I-A |
| 2010 | 4-8-0 | .333 | NCAA I-A |
| 2011 | 3-9-0 | .250 | NCAA I-A |
| Totals | 18-42-0 | .300 | (5 seasons) |

GARRICK MCGEE (2012-13)

| Year | Record | Pct. | Division |
|--------|--------|------|-------------|
| 2012 | 3-9-0 | .250 | NCAA I-A |
| 2013 | 2-10 | .167 | NCAA I-A |
| Totals | 5-19-0 | .208 | (2 seasons) |

BILL CLARK (2014-Present)

| Year | Record | Pct. | Division |
|--------|--------|------|------------|
| 2014 | 6-6-0 | .500 | NCAA I-A |
| Totals | 6-6-0 | .500 | (1 season) |

OVERALL

| Year | Record | Pct. | Seasons |
|-----------|-----------|------|---------|
| 1991-2014 | 118-153-2 | .432 | 24 |

DIVISION I-A

| Year | Record | Pct. | Seasons |
|-----------|----------|------|---------|
| 1996-2014 | 86-135-0 | .390 | 19 |

C-USA

| Year | Record | Pct. | Division |
|-----------|---------|------|------------|
| 1999-2014 | 51-73-0 | .412 | 16 Seasons |

« YEAR-BY-YEAR RESULTS »

1991 4-3-2 (Division III)

Head Coach: Jim Hilyer

| DATE | OPPONENT | SCORE |
|----------|---------------------|----------|
| Sept.7 | at Millsaps | L, 0-28 |
| Sept. 14 | EVANGEL | L, 10-28 |
| Sept. 21 | at Washington & Lee | W, 34-21 |
| Sept. 28 | at Hampden-Sydney | T, 35-35 |
| Oct. 12 | LINDENWOOD | T, 17-17 |
| Oct. 19 | at Charleston So. | W, 33-19 |
| Oct. 26 | FERRUM | L, 7-35 |
| Nov. 9 | HASTINGS | W, 9-7 |
| Nov. 16 | CLINCH VALLEY | W, 25-6 |

1992 7-3 (Division III)

Head Coach: Jim Hilyer

| DATE | OPPONENT | SCORE |
|----------|-----------------------|----------|
| Sept. 5 | MILLSAPS | W, 28-0 |
| Sept. 12 | GALLAUDET | W, 44-6 |
| Sept. 19 | LANE | W, 26-6 |
| Sept. 26 | at Tennessee Wesleyan | L, 12-16 |
| Oct. 3 | MILES | W, 30-6 |
| Oct. 17 | CHARLESTON SO. | W, 39-7 |
| Oct. 24 | at Ferrum | L, 17-31 |
| Oct. 31 | at Samford | L, 3-49 |
| Nov. 7 | at Lindenwood | W, 41-12 |
| Nov. 14 | at Clinch Valley | W, 31-30 |

1993 9-2 (Division I-AA)

Head Coach: Jim Hilyer

| DATE | OPPONENT | SCORE |
|----------|---------------------|----------|
| Sept. 6 | TROY STATE | L, 3-37 |
| Sept.11 | MOREHEAD STATE | W, 52-14 |
| Sept. 25 | at Western Kentucky | L, 13-40 |
| Oct. 2 | at Miles | W, 31-6 |
| Oct. 9 | LAMBUTH | W, 40-14 |
| Oct. 16 | at MVSU | W, 30-13 |
| Oct. 23 | at Charleston So. | W, 48-20 |
| Oct. 30 | at Wofford | W, 23-11 |
| Nov. 6 | at Butler | W, 31-27 |
| Nov. 13 | DAYTON | W, 27-19 |
| Nov. 20 | PRAIRIE VIEW A&M | W, 58-12 |

1994 7-4 (Division I-AA)

Head Coach: Jim Hilyer

| DATE | OPPONENT | SCORE |
|----------|---------------------|----------|
| Sept. 3 | at Alabama State | L, 24-27 |
| Sept. 10 | at Dayton | W, 28-10 |
| Sept. 17 | JACKSONVILLE STATE | L, 12-28 |
| Sept. 24 | at Kansas | L, 0-72 |
| Oct. 1 | WESTERN KENTUCKY | L, 22-31 |
| Oct. 8 | WOFFORD | W, 34-27 |
| Oct. 15 | MVSU | W, 24-14 |
| Oct. 22 | CHARLESTON SO. | W, 54-14 |
| Oct. 29 | at Morehead State | W, 36-15 |
| Nov. 5 | BUTLER | W, 19-14 |
| Nov. 19 | at Prairie View A&M | W, 48-6 |

1995 5-6 (Division I-AA)

Head Coach: Watson Brown

| DATE | OPPONENT | SCORE |
|----------|---------------------|----------|
| Sept. 2 | ALABAMA STATE | W, 3-13 |
| Sept. 9 | at UL Lafayette | L, 21-56 |
| Sept. 16 | JACKSONVILLE STATE | L, 26-28 |
| Sept. 23 | at Western Kentucky | L, 18-32 |
| Sept. 30 | at Middle Tennessee | L, 13-28 |
| Oct. 7 | WOFFORD | W, 28-0 |
| Oct. 14 | at North Texas | W, 19-14 |
| Oct. 28 | at Troy | L, 7-60 |
| Nov. 4 | CHARLESTON SO. | W, 40-14 |
| Nov. 11 | KNOXVILLE COLLEGE | W, 61-8 |
| Nov. 18 | MILES COLLEGE | W, 37-8 |

MEDIA

TEAM

STAFF

PLAYERS

HISTORY

GREATER BHAM



HISTORY

1996 5-6 (Division I-A)

Head Coach: Watson Brown

| DATE | OPPONENT | SCORE |
|----------|--------------------|----------|
| Aug. 31 | at #18 Auburn | L, 0-29 |
| Sept. 7 | at Maryland | L, 15-39 |
| Sept. 14 | ARKANSAS STATE | W, 42-17 |
| Sept. 21 | JACKSONVILLE STATE | W, 24-17 |
| Oct. 5 | WESTERN KENTUCKY | W, 24-0 |
| Oct. 19 | UL LAFAYETTE | W, 39-29 |
| Oct. 26 | at Louisiana Tech | L, 31-35 |
| Nov. 2 | at Vanderbilt | L, 15-31 |
| Nov. 9 | CENTRAL FLORIDA | L, 13-35 |
| Nov. 16 | CINCINNATI | L, 14-34 |
| Nov. 21 | CHARLESTON SO. | W, 49-13 |

1997 5-6 (Division I-A)

Head Coach: Watson Brown

| DATE | OPPONENT | SCORE |
|----------|----------------------|----------|
| Aug. 28 | at Kansas | L, 0-24 |
| Sept. 6 | at Memphis | L, 7-28 |
| Sept. 13 | at Arizona | L, 10-24 |
| Sept. 20 | JACKSONVILLE STATE | W, 34-16 |
| Sept. 27 | at UL Lafayette | W, 42-7 |
| Oct. 4 | WESTERN KENTUCKY | W, 20-16 |
| Oct. 11 | at Cincinnati | L, 29-33 |
| Nov. 1 | at #22 Virginia Tech | L, 0-37 |
| Nov. 8 | LOUISIANA TECH | L, 29-32 |
| Nov. 15 | TENNESSEE TECH | W, 38-14 |
| Nov. 22 | at Arkansas State | W, 13-7 |

1998 4-7 (Division I-A)

Head Coach: Watson Brown

| DATE | OPPONENT | SCORE |
|----------|-------------------|----------|
| Sept. 5 | at #3 Nebraska | L, 7-38 |
| Sept. 19 | TENNESSEE TECH | W, 38-6 |
| Sept. 26 | KANSAS (4 OT) | L, 37-39 |
| Oct. 3 | UL LAFAYETTE | W, 24-13 |
| Oct. 10 | at East Carolina | L, 7-26 |
| Oct. 17 | at Louisiana Tech | L, 23-54 |
| Oct. 24 | #21 VIRGINIA TECH | L, 0-41 |
| Oct. 31 | at NE Louisiana | L, 14-20 |
| Nov. 7 | at #2 Tennessee | L, 13-37 |
| Nov. 14 | MIDDLE TENNESSEE | W, 26-17 |
| Nov. 21 | UT MARTIN | W, 48-17 |

1999 5-6, 4-2 C-USA

Head Coach: Watson Brown

| DATE | OPPONENT | SCORE |
|----------|----------------------|---------------|
| Sept. 4 | at Missouri | L, 28-31 |
| Sept. 11 | at #11 Virginia Tech | L, 10-31 |
| Sept. 25 | HOUSTON* | W, 29-10 |
| Oct. 2 | ULM | W, 47-0 |
| Oct. 9 | MEMPHIS* | L, 14-38 |
| Oct. 16 | at Cincinnati* (OT) | W, 24-21 |
| Oct. 23 | at Wake Forest | L, 3-47 |
| Oct. 30 | at Louisville* | L, 14-23 |
| Nov. 6 | #17 EAST CAROLINA* | W, 36-17 |
| Nov. 13 | LOUISIANA TECH | L, 20-41 |
| Nov. 20 | at Tulane* | W, 23-20 (OT) |

*Conference USA Game

2000 7-4, 3-4 C-USA

Head Coach: Watson Brown

| Date | Opponent | Score |
|----------|-------------------|---------------|
| Sept. 7 | CHATTANOOGA | L, 20-15 |
| Sept. 16 | at Kansas* | L, 20-23 |
| Sept. 23 | at LSU | W, 13-10 |
| Sept. 30 | UL LAFAYETTE | W, 47-2 |
| Oct. 7 | LOUISVILLE* | L, 17-38 |
| Oct. 14 | MEMPHIS* | W, 13-9 |
| Oct. 21 | MIDDLE TENNESSEE | W, 14-9 |
| Oct. 28 | at East Carolina* | W, 16-13 |
| Nov. 4 | at Cincinnati* | L, 21-33 |
| Nov. 11 | SOUTHERN MISS* | L, 30-33 (OT) |
| Nov. 18 | at Army | W, 27-7 |

*Conference USA Game

2001 6-5, 5-2 C-USA

Head Coach: Watson Brown

| Date | Opponent | Score |
|----------|--------------------|----------|
| Aug. 30 | MONTANA STATE | W, 41-13 |
| Sept. 8 | at Florida State | L, 7-29 |
| Sept. 22 | ARMY* | W, 55-3 |
| Sept. 29 | at Southern Miss* | L, 0-3 |
| Oct. 6 | at Central Florida | L, 7-24 |
| Oct. 13 | Cincinnati* | L, 17-31 |
| Oct. 20 | Tulane* | W, 34-27 |
| Oct. 27 | at Memphis* | W, 17-14 |
| Nov. 10 | TCU* | W, 37-17 |

| | | |
|---------|---------------|----------|
| Nov. 17 | at Houston* | W, 43-21 |
| Dec. 1 | at Pittsburgh | L, 6-24 |

*Conference USA Game

2002 5-7, 4-4 C-USA

Head Coach: Watson Brown

| Date | Opponent | Score |
|----------|-----------------|----------|
| Aug. 31 | at #6 Florida | L, 3-51 |
| Sept. 7 | TROY | W, 27-26 |
| Sept. 14 | PITTSBURGH | L, 20-26 |
| Sept. 21 | at UL Lafayette | L, 0-34 |
| Sept. 28 | MEMPHIS* | W, 31-17 |
| Oct. 12 | HOUSTON* | W, 51-34 |
| Oct. 19 | at Tulane* | L, 14-35 |
| Oct. 26 | at Army* | W, 29-26 |
| Nov. 9 | SOUTHERN MISS* | L, 13-20 |
| Nov. 16 | EAST CAROLINA* | W, 36-29 |
| Nov. 23 | at Louisville* | L, 21-41 |
| Nov. 30 | at Cincinnati* | L, 23-31 |

*Conference USA Game

2003 5-7, 4-4 C-USA

Head Coach: Watson Brown

| Date | Opponent | Score |
|----------|-------------------|----------|
| Aug. 30 | at Baylor | W, 24-19 |
| Sept. 4 | SOUTHERN MISS* | L, 12-17 |
| Sept. 13 | TROY | L, 9-20 |
| Sept. 20 | at South Carolina | L, 10-42 |
| Oct. 4 | at Memphis* | W, 24-10 |
| Oct. 11 | CINCINNATI* | W, 31-14 |
| Oct. 18 | at TCU* | L, 24-27 |
| Oct. 25 | at #4 Georgia | L, 13-16 |
| Nov. 1 | ARMY* | W, 24-9 |
| Nov. 8 | TULANE* | L, 24-38 |
| Nov. 22 | at USF* | W, 22-19 |
| Nov. 29 | at Houston* | L, 28-56 |

*Conference USA Game

2004 7-5, 5-3 C-USA

Head Coach: Watson Brown

| Date | Opponent | Score |
|----------|----------------------|----------|
| Sept. 4 | BAYLOR | W, 56-14 |
| Sept. 18 | at #4 Florida State | L, 7-34 |
| Sept. 25 | MEMPHIS* | W, 35-28 |
| Oct. 2 | at Cincinnati* | W, 30-27 |
| Oct. 9 | at Mississippi State | W, 27-13 |
| Oct. 15 | TCU* | W, 41-25 |
| Oct. 23 | at Tulane* | L, 55-59 |
| Nov. 3 | USF* | L, 20-45 |
| Nov. 13 | HOUSTON* | W, 20-7 |
| Nov. 20 | at Army* | W, 20-14 |
| Nov. 27 | at Southern Miss* | L, 21-26 |
| Dec. 24 | at Hawaii& | L, 40-59 |

* - Conference USA Game
& - Sheraton Hawaii Bowl

2005 5-6, 3-5 C-USA

Head Coach: Watson Brown

| Date | Opponent | Score |
|----------|--------------------|----------|
| Sept. 3 | at #3 Tennessee | L, 10-17 |
| Sept. 10 | at Troy | W, 27-7 |
| Sept. 17 | JACKSONVILLE STATE | W, 35-28 |
| Oct. 1 | RICE* | W, 45-26 |
| Oct. 8 | SMU* | L, 27-28 |
| Oct. 15 | at Marshall* | L, 19-20 |
| Oct. 21 | SOUTHERN MISS* | L, 28-37 |
| Nov. 1 | at Memphis* | W, 37-20 |
| Nov. 12 | UCF* | L, 21-27 |
| Nov. 19 | at #24 UTEP* | W, 35-23 |
| Nov. 26 | at East Carolina* | L, 23-31 |

*Conference USA Game

2006 3-9, 2-6 C-USA

Head Coach: Watson Brown

| Date | Opponent | Score |
|----------|-------------------|----------|
| Sept. 2 | at #5 Oklahoma | L, 17-24 |
| Sept. 9 | EAST CAROLINA* | W, 17-12 |
| Sept. 16 | at #9 Georgia | L, 0-34 |
| Sept. 23 | MISSISSIPPI STATE | L, 10-16 |
| Sept. 30 | TROY | W, 21-3 |
| Oct. 7 | MEMPHIS* | W, 35-29 |
| Oct. 14 | at Rice* | L, 33-34 |

| | | |
|---------|-------------------|----------|
| Oct. 21 | MARSHALL* | L, 24-31 |
| Oct. 31 | at SMU* | L, 9-22 |
| Nov. 10 | UTEP* | L, 17-36 |
| Nov. 18 | at Southern Miss* | L, 20-25 |
| Nov. 25 | at UCF* | L, 22-31 |

*Conference USA Game

2007 2-10, 1-7 C-USA

Head Coach: Neil Callaway

| Date | Opponent | Score |
|----------|----------------------|----------|
| Sept. 1 | at Michigan State | L, 18-55 |
| Sept. 8 | at Florida State | L, 24-34 |
| Sept. 15 | ALCORN STATE | W, 22-0 |
| Sept. 29 | at Tulsa* | L, 30-38 |
| Oct. 6 | at Mississippi State | L, 13-30 |
| Oct. 13 | TULANE* | W, 26-21 |
| Oct. 20 | HOUSTON* | L, 10-49 |
| Oct. 27 | at East Carolina* | L, 6-41 |
| Nov. 3 | SOUTHERN MISS* | L, 7-37 |
| Nov. 10 | UCF* | L, 31-45 |
| Nov. 17 | at Memphis* | L, 9-25 |
| Nov. 24 | at Marshall* | L, 39-46 |

*Conference USA Game

2008 4-8, 3-5 C-USA

Head Coach: Neil Callaway

| Date | Opponent | Score |
|----------|---------------------|----------|
| Aug. 30 | TULSA* | L, 22-45 |
| Sept. 6 | at Florida Atlantic | L, 34-49 |
| Sept. 13 | at Tennessee | L, 3-35 |
| Sept. 20 | ALABAMA STATE | W, 45-10 |
| Sept. 27 | at South Carolina | L, 13-26 |
| Oct. 2 | MEMPHIS* | L, 30-33 |
| Oct. 8 | at Houston* | L, 20-45 |
| Oct. 18 | MARSHALL* | W, 23-21 |
| Nov. 1 | at Southern Miss* | L, 14-70 |
| Nov. 15 | at Tulane* | W, 41-24 |
| Nov. 22 | EAST CAROLINA* | L, 13-17 |
| Nov. 29 | at UCF* | W, 15-0 |

*Conference USA Game

2009 5-7, 4-4 C-USA

Head Coach: Neil Callaway

| Date | Opponent | Score |
|----------|-------------------|----------|
| Sept. 5 | RICE* | W, 44-24 |
| Sept. 12 | SMU* | L, 33-35 |
| Sept. 19 | at Troy | L, 14-27 |
| Sept. 26 | at Texas A&M | L, 19-56 |
| Oct. 1 | SOUTHERN MISS* | W, 30-17 |
| Oct. 17 | at Ole Miss | L, 13-48 |
| Oct. 24 | at Marshall* | L, 7-27 |
| Oct. 31 | at UTEP* | W, 38-33 |
| Nov. 7 | FLORIDA ATLANTIC | W, 56-29 |
| Nov. 14 | at Memphis* | W, 31-21 |
| Nov. 21 | at East Carolina* | L, 21-37 |
| Nov. 28 | UCF* | L, 27-34 |

*Conference USA Game

2010 4-8, 3-5 C-USA

Head Coach: Neil Callaway

| DATE | OPPONENT | SCORE |
|----------|----------------------|-----------------|
| Sept. 2 | FLORIDA ATLANTIC | L, 31-32 |
| Sept. 11 | at SMU* | L, 7-28 |
| Sept. 18 | TROY | W, 34-33 |
| Sept. 25 | at Tennessee | L, 29-32 (2 OT) |
| Oct. 6 | at UCF* | L, 7-42 |
| Oct. 16 | UTEP* | W, 21-6 |
| Oct. 23 | at Mississippi State | L, 24-29 |
| Oct. 30 | at Southern Miss* | W, 50-49 (OT) |
| Nov. 6 | MARSHALL* | L, 17-31 |
| Nov. 11 | EAST CAROLINA* | L, 42-54 |
| Nov. 20 | MEMPHIS* | W, 31-15 |
| Nov. 27 | at Rice* | L, 23-28 |

* Conference USA Game

2011 3-9, 3-5 C-USA

Head Coach: Neil Callaway

| Date | Opponent | Score |
|----------|-------------------|----------|
| Sept. 10 | at Florida | L, 0-39 |
| Sept. 17 | TULANE* | L, 10-49 |
| Sept. 24 | at East Carolina* | L, 23-28 |
| Oct. 1 | at Troy | L, 23-24 |
| Oct. 8 | MISSISSIPPI STATE | L, 3-21 |
| Oct. 15 | at Tulsa* | L, 20-37 |

MEDIA

TEAM

STAFF

PLAYERS

HISTORY

GREATER BHAM



HISTORY

| | | |
|---------|----------------------|----------|
| Oct. 20 | UCF* | W, 26-24 |
| Oct. 29 | at Marshall* | L, 14-59 |
| Nov. 5 | #14 HOUSTON* | L, 13-56 |
| Nov. 12 | at Memphis* | W, 41-35 |
| Nov. 17 | #20 SOUTHERN MISS*W, | 34-31 |
| Nov. 26 | at Florida Atlantic | L, 35-38 |

*Conference USA Game

2012 3-9, 2-6 C-USA

Head Coach: Garrick McGee

| Date | Opponent | Score |
|----------|----------------------|----------|
| Sept. 1 | TROY | L, 29-39 |
| Sept. 15 | at #8 South Carolina | L, 6-49 |
| Sept. 22 | at #16 Ohio State | L, 15-29 |
| Sept. 29 | TULSA* | L, 42-49 |
| Oct. 6 | SE LOUISIANA | W, 52-3 |
| Oct. 13 | at Houston* | L, 17-39 |
| Oct. 20 | EAST CAROLINA* | L, 35-42 |
| Oct. 27 | at Tulane* | L, 45-55 |
| Nov. 3 | at Southern Miss* | W, 27-19 |
| Nov. 10 | MARSHALL* | W, 38-31 |
| Nov. 17 | MEMPHIS* | L, 9-46 |
| Nov. 26 | at UCF* | L, 24-49 |

*Conference USA Game

2013 2-10, 1-7 C-USA

Head Coach: Garrick McGee

| Date | Opponent | Score |
|----------|-------------------|---------------|
| Aug. 31 | at Troy | L, 31-34 (OT) |
| Sept. 7 | at #9 LSU | L, 17-56 |
| Sept. 21 | NW (La.) STATE | W, 52-28 |
| Sept. 28 | at Vanderbilt | L, 24-52 |
| Oct. 5 | FLORIDA ATLANTIC* | L, 23-37 |
| Oct. 12 | at FIU* | W, 27-24 |
| Oct. 26 | at UTSA* | L, 31-52 |
| Nov. 2 | MIDDLE TENNESSEE* | L, 21-24 |
| Nov. 9 | at Marshall* | L, 14-56 |
| Nov. 16 | at East Carolina* | L, 14-63 |
| Nov. 21 | RICE* | L, 34-37 |
| Nov. 29 | SOUTHERN MISS* | L, 27-62 |

*Conference USA Game

2014 6-6, 4-4 C-USA

Head Coach: Bill Clark

| Date | Opponent | Score |
|----------|-------------------------|----------|
| Aug. 30 | TROY | W, 48-10 |
| Sept. 6 | at Mississippi State | L, 34-47 |
| Sept. 13 | ALABAMA A&M | W, 41-14 |
| Sept. 27 | FIU* | L, 20-34 |
| Oct. 4 | at Western Kentucky*W, | 42-39 |
| Oct. 11 | NORTH TEXAS* | W, 56-21 |
| Oct. 18 | at Middle Tennessee* L, | 22-34 |
| Oct. 25 | at Arkansas | L, 17-45 |
| Nov. 1 | at FAU* | W, 31-28 |
| Nov. 8 | LOUISIANA TECH* | L, 24-40 |
| Nov. 22 | #18 MARSHALL* | L, 18-23 |
| Nov. 29 | at Southern Miss* | W, 45-24 |

*Conference USA Game

RECORD vs. RANKED OPPONENTS

OVERALL: 2-17

Home: 2-3 Away: 0-14

| Date | Opponent |
|----------|-------------------------------------|
| 08/31/96 | at No. 18 Auburn L, 0-29 |
| 11/01/97 | at No. 22 Virginia Tech L, 0-37 |
| 09/05/98 | at No. 3 Nebraska L, 7-38 |
| 10/24/98 | No. 21 Virginia Tech L, 0-41 |
| 11/07/98 | at No. 2 Tennessee L, 13-37 |
| 09/11/99 | at No. 22 Virginia Tech L, 10-31 |
| 11/06/99 | No. 17 East Carolina W, 36-16 |
| 08/31/02 | at No. 6 Florida L, 3-51 |
| 10/25/03 | at No. 4 Georgia L, 13-16 |
| 09/18/04 | at No. 4 Florida State L, 7-34 |
| 09/03/05 | at No. 3 Tennessee L, 10-17 |
| 09/02/06 | at No. 5 Oklahoma L, 17-24 |
| 09/16/06 | at No. 9 Georgia L, 0-34 |
| 11/05/11 | No. 14 Houston L, 13-56 |
| 11/17/11 | No. 20 Southern Miss W, 34-31 |
| 09/15/12 | at No. 8 South Carolina L, 49-6 |
| 09/22/12 | at No. 16 Ohio State L, 15-29 |
| 09/07/13 | at No. 9 LSU L, 17-56 |
| 11/22/14 | No. 18 Marshall L, 18-23 |

ALL-TIME SERIES HISTORY

ALABAMA A&M (1-0)

| H: | A: | N: |
|------------|----|---------|
| 09/13/2014 | W | 41-14 H |

ALABAMA STATE (1-2)

| H: | A: | N: |
|------------|----|---------|
| 09/03/1994 | L | 24-27 A |
| 09/02/1995 | L | 3-13 H |
| 09/20/2008 | W | 45-10 H |

ALCORN STATE (1-0)

| H: | A: | N: |
|------------|----|--------|
| 09/15/2007 | W | 22-0 H |

ARIZONA (0-1)

| H: | A: | N: |
|------------|----|---------|
| 09/13/1997 | L | 10-24 A |

ARKANSAS (0-1)

| H: | A: | N: |
|------------|----|---------|
| 10/25/2014 | L | 17-45 A |

ARKANSAS STATE (2-0)

| H: | A: | N: |
|------------|----|---------|
| 09/14/1996 | W | 42-17 H |
| 11/22/1997 | W | 13-7 A |

ARMY (5-0)

| H: | A: | N: |
|------------|----|---------|
| 11/18/2000 | W | 27-7 A |
| 09/22/2001 | W | 55-3 H |
| 10/26/2002 | W | 29-26 A |
| 11/01/2003 | W | 24-9 H |
| 11/20/2004 | W | 20-14 A |

AUBURN (0-1)

| H: | A: | N: |
|------------|----|--------|
| 08/31/1996 | L | 0-29 A |

BAYLOR (2-0)

| H: | A: | N: |
|------------|----|---------|
| 08/30/2003 | W | 24-19 A |
| 09/04/2004 | W | 56-14 H |

BUTLER (2-0)

| H: | A: | N: |
|------------|----|---------|
| 11/06/1993 | W | 31-27 A |
| 11/05/1994 | W | 48-6 H |

CHARLESTON SOUTHERN (6-0)

| H: | A: | N: |
|------------|----|---------|
| 10/19/91 | W | 33-19 A |
| 10/17/1992 | W | 39-7 H |
| 10/23/1993 | W | 48-20 A |
| 10/22/1994 | W | 54-14 H |

| | | |
|------------|---|---------|
| 11/04/1995 | W | 40-14 H |
| 11/21/1996 | W | 49-13 H |

CHATTANOOGA (1-0)

| H: | A: | N: |
|------------|----|---------|
| 09/07/2000 | W | 20-15 H |

CINCINNATI (3-5)

| H: | A: | N: |
|------------|-------|---------|
| 11/16/1996 | L | 14-34 H |
| 10/11/1997 | L | 29-33 A |
| 10/16/1999 | W(OT) | 24-21 A |
| 11/04/2000 | L | 21-33 A |
| 10/13/2001 | L | 17-31 H |
| 11/30/2002 | L | 23-31 A |
| 10/11/2003 | W | 31-14 H |
| 10/02/2004 | W | 30-27 A |

CLINCH VALLEY (2-0)

| H: | A: | N: |
|------------|----|---------|
| 11/16/1991 | W | 25-6 H |
| 11/14/1992 | W | 31-30 A |

DAYTON (2-0)

| H: | A: | N: |
|------------|----|---------|
| 11/13/1993 | W | 27-19 H |
| 09/10/1994 | W | 28-10 A |

EAST CAROLINA (4-9)

| H: | A: | N: |
|------------|----|---------|
| 10/17/1998 | L | 7-26 A |
| 11/06/1999 | W | 36-17 H |
| 10/28/2000 | W | 16-13 A |
| 11/16/2002 | W | 36-29 H |
| 11/26/2005 | L | 23-31 A |
| 09/09/2006 | W | 17-12 H |
| 10/27/2007 | L | 6-41 A |
| 11/22/2008 | L | 13-17 H |
| 11/21/2009 | L | 21-37 A |
| 11/11/2010 | L | 42-54 H |
| 09/24/2011 | L | 23-38 A |
| 10/20/2012 | L | 35-42 H |
| 11/16/2013 | L | 14-63 A |

EVANGEL (0-1)

| H: | A: | N: |
|------------|----|---------|
| 09/14/1991 | L | 10-28 H |

FERRUM (0-2)

| H: | A: | N: |
|------------|----|---------|
| 10/26/1991 | L | 7-35 H |
| 10/24/1992 | L | 17-31 A |

FIU (1-1)

| H: | A: | N: |
|------------|----|---------|
| 10/12/2013 | W | 27-24 A |
| 09/27/2014 | L | 20-34 H |

FLORIDA (0-2)

| H: | A: | N: |
|------------|----|--------|
| 08/31/2002 | L | 3-51 A |
| 09/10/2011 | L | 0-39 A |

FLORIDA ATLANTIC (2-4)

| H: | A: | N: |
|------------|----|---------|
| 09/06/2008 | L | 34-49 A |
| 11/07/2009 | W | 56-29 H |
| 09/02/2010 | L | 31-32 H |
| 11/26/2011 | L | 35-38 A |
| 10/05/2013 | L | 23-37 H |
| 11/01/2014 | W | 31-28 A |

FLORIDA STATE (0-3)

| H: | A: | N: |
|------------|----|---------|
| 09/08/2001 | L | 7-29 A |
| 09/18/2004 | L | 7-34 A |
| 09/08/2007 | L | 24-34 A |

GALLAUDET (1-0)

| H: | A: | N: |
|------------|----|--------|
| 09/12/1992 | W | 44-6 N |

GEORGIA (0-2)

| H: | A: | N: |
|------------|----|---------|
| 10/25/2003 | L | 13-16 A |
| 09/16/2005 | L | 0-34 A |

HAMPDEN-SYDNEY (0-0-1)

| H: | A: | N: |
|------------|----|---------|
| 09/28/1991 | T | 35-35 A |

HASTINGS (1-0)

| H: | A: | N: |
|------------|----|-------|
| 11/09/1991 | W | 9-7 H |

HAWAII (0-1)

| H: | A: | N: |
|------------|----|---------|
| 12/24/2004 | L | 40-59 A |

HOUSTON (4-4)

| H: | A: | N: |
|------------|----|---------|
| 09/25/1999 | W | 29-10 H |
| 11/17/2001 | W | 43-21 A |
| 10/12/2002 | W | 51-34 H |
| 11/29/2003 | L | 28-56 A |
| 11/13/2004 | W | 20-7 H |
| 10/20/2007 | L | 10-49 H |
| 10/08/2008 | L | 20-45 A |

MEDIA

TEAM

STAFF

PLAYERS

HISTORY

GREATER BHAM



HISTORY

10/13/2012 L 17-39 A

JACKSONVILLE STATE (3-3)

H: 3-3 A: N:
 09/17/1994 L 12-28 H
 09/16/1995 L 26-28 H
 09/21/1996 W 24-17 H
 09/20/1997 W 34-16 H
 09/17/2005 W 35-28 H
 11/05/2011 L 13-56 H

KANSAS (0-4)

H: 0-1 A: 0-3 N:
 09/24/1994 L 0-72 A
 08/28/1997 L 0-24 A
 09/26/1998 L (40T) 37-39 H
 09/16/2000 L 20-23 A

KNOXVILLE COLLEGE (1-0)

H: 1-0 A: N:
 11/11/1995 W 61-8 H

LANE (1-0)

H: 1-0 A: N:
 09/19/1992 W 26-6 H

LAMBUTH (1-0)

H: 1-0 A: N:
 10/09/1993 W 40-14 H

LINDENWOOD (1-0-1)

H: 0-0-1 A: 1-0 N:
 10/12/1991 T 17-17 H
 11/07/1992 W 41-12 A

LA TECH (0-5)

H: 0-3 A: 0-2 N:
 10/26/1996 L 31-35 A
 11/08/1997 L 29-32 H
 10/17/1998 L 23-54 A
 11/13/1999 L 20-41 H
 11/08/2014 L 24-40 H

LOUISVILLE (0-3)

H: 0-1 A: 0-2 N:
 10/30/1999 L 14-23 A
 10/07/2000 L 17-38 H
 11/23/2002 L 21-41 A

LSU (1-1)

H: A: 1-1 N:
 09/23/2000 W 13-10 A
 09/07/2013 L 17-56 A

MARSHALL (2-8)

H: 2-2 A: 0-6 N:
 10/15/2005 L 19-20 A
 10/21/2006 L 24-31 H
 11/24/2007 L 39-46 A
 10/18/2008 W 23-21 H
 10/24/2009 L 7-27 A
 11/06/2010 L 17-31 H
 10/29//2011 L 14-59 A
 11/10/2012 W 38-31 H
 11/09/2013 L 14-56 A
 11/22/2014 L 18-23 H

MARYLAND (0-1)

H: A: 0-1 N:
 09/07/1996 L 15-39 A

MEMPHIS (10-5)

H: 5-3 A: 5-2 N:
 09/06/1997 L 7-28 A
 10/09/1999 L 14-38 H
 10/14/2000 W 13-9 H
 10/27/2001 W 17-14 A
 09/28/2002 W 31-17 H
 10/04/2003 W 24-10 A
 09/25/2004 W 35-28 H
 11/01/2005 W 37-20 A
 10/07/2006 W 35-29 H
 11/17/2007 L 9-25 A
 10/02/2008 L 30-33 H
 11/14/2009 W 31-21 A
 11/20/2010 W 31-15 H
 11/12/2011 W 41-35 A
 11/17/2012 L 9-46 H

MICHIGAN STATE (0-1)

H: A: 0-1 N:
 09/01/2007 L 18-55 A

MIDDLE TENNESSEE (2-3)

H: 2-1 A: 0-2 N:
 09/30/1995 L 13-28 A
 11/14/1998 W 26-17 H
 10/21/2000 W 14-9 H
 11/02/2013 L 21-24 H
 10/18/2014 L 22-34 A

MILES (3-0)

H: 2-0 A: 1-0 N:
 10/03/1992 W 30-6 A
 10/02/1993 W 31-6 A
 11/18/1995 W 37-8 H

MILLSAPS (1-1)

H: 1-0 A: 0-1 N:
 09/07/1991 L 0-28 A
 09/05/1992 W 28-0 H
MISSISSIPPI STATE (1-5)
 H: 0-2 A: 1-3 N:
 10/09/2004 W 27-13 A
 09/23/2006 L 10-16 H
 10/06/2007 L 13-30 A
 10/23/2010 L 24-29 A
 10/08/2011 L 3-21 H
 09/06/2014 L 34-47 A

MISSISSIPPI VALLEY STATE (2-0)

H: 1-0 A: 1-0 N:
 10/16/1993 W 30-31 A
 10/15/1994 W 24-24 H

MISSOURI (0-1)

H: A: 0-1 N:
 09/04/1999 L 28-31 A

MONTANA STATE (1-0)

H: 1-0 A: N:
 08/30/2001 W 41-13 H

MOREHEAD STATE (2-0)

H: 1-0 A: 1-0 N:
 09/11/1993 W 52-14 H
 10/29/1994 W 36-15 A

NEBRASKA (0-1)

H: A: 0-1 N:
 09/05/1998 L 7-38 A

NORTH TEXAS (2-0)

H: 1-0 A: 1-0 N:
 10/14/1995 W 19-14 A
 10/11/2014 W 56-21 H

NORTHWESTERN (La.) STATE (1-0)

H: 1-0 A: N:
 09/21/2013 W 52-28 H

OHIO STATE (0-1)

H: A: 0-1 N:
 09/22/2012 L 15-29 A

OKLAHOMA (0-1)

H: A: 0-1 N:
 09/02/2006 L 17-24 A

OLE MISS (0-1)

H: A: 0-1 N:
 10/17/2009 L 13-48 A

PITTSBURGH (0-2)

| H: | A: | 0-1 | N: | | |
|------------|----|-------|----|---|--|
| 12/01/2001 | L | 6-24 | | A | |
| 09/14/2002 | L | 20-26 | | H | |

PRAIRIE VIEW A&M (2-0)

| H: | A: | 1-0 | N: | | |
|------------|----|-------|----|---|--|
| 11/20/1993 | W | 58-12 | | H | |
| 11/19/1994 | W | 48-6 | | A | |

RICE (2-3)

| H: | A: | 0-2 | N: | | |
|------------|----|-------|----|---|--|
| 10/01/2005 | W | 45-26 | | H | |
| 10/14/2006 | L | 33-34 | | A | |
| 09/05/2009 | W | 44-24 | | H | |
| 11/27/2010 | L | 23-28 | | A | |
| 11/21/2013 | L | 34-37 | | H | |

SAMFORD (0-1)

| H: | A: | 0-1 | N: | | |
|------------|----|------|----|---|--|
| 10/31/1992 | L | 3-49 | | A | |

SMU (0-4)

| H: | A: | 0-2 | N: | | |
|------------|----|-------|----|---|--|
| 10/08/2005 | L | 27-28 | | H | |
| 10/31/2006 | L | 9-22 | | A | |
| 09/12/2009 | L | 33-35 | | H | |
| 09/11/2010 | L | 7-28 | | A | |

SOUTH CAROLINA (0-3)

| H: | A: | 0-3 | N: | | |
|------------|----|-------|----|---|--|
| 09/20/2003 | L | 10-42 | | A | |
| 09/27/2008 | L | 13-26 | | A | |
| 09/15/2012 | L | 6-49 | | A | |

SOUTHEASTERN La. (1-0)

| H: | A: | 1-0 | N: | | |
|------------|----|------|----|---|--|
| 10/06/2012 | W | 52-3 | | H | |

SOUTHERN MISS (5-10)

| H: | A: | 3-5 | N: | | |
|------------|--------|-------|----|---|--|
| 11/11/2000 | L (OT) | 30-33 | | H | |
| 09/29/2001 | L | 0-3 | | A | |
| 11/09/2002 | L | 13-20 | | A | |
| 09/04/2003 | L | 12-17 | | H | |
| 11/27/2004 | L | 21-26 | | A | |
| 10/21/2005 | L | 28-37 | | H | |
| 11/18/2006 | L | 20-25 | | A | |
| 11/03/2007 | L | 7-37 | | H | |
| 11/01/2008 | L | 14-70 | | A | |
| 10/01/2009 | W | 30-17 | | H | |
| 10/30/2010 | W(OT) | 50-49 | | A | |
| 10/17/2011 | W | 34-31 | | H | |
| 11/03/2012 | W | 27-19 | | A | |
| 11/29/2013 | L | 27-62 | | H | |
| 11/29/2014 | W | 45-24 | | A | |

TCU (2-1)

| H: | A: | 0-1 | N: | | |
|------------|----|-------|----|---|--|
| 11/10/2001 | W | 37-17 | | H | |
| 10/18/2003 | L | 24-27 | | A | |
| 10/15/2004 | W | 41-25 | | H | |

TENNESSEE (0-4)

| H: | A: | 0-4 | N: | | |
|------------|---------|-------|----|---|--|
| 11/07/1998 | L | 13-37 | | A | |
| 09/03/2005 | L | 10-17 | | A | |
| 09/13/2008 | L | 3-35 | | A | |
| 09/25/2010 | L (2OT) | 29-32 | | A | |

TENNESSEE TECH (2-0)

| H: | A: | 2-0 | N: | | |
|------------|----|-------|----|---|--|
| 11/15/1997 | W | 38-14 | | H | |
| 09/19/1998 | W | 38-6 | | H | |

TENNESSEE WESLEYAN (0-1)

| H: | A: | 0-1 | N: | | |
|------------|----|------|----|---|--|
| 09/06/1993 | L | 3-37 | | H | |

TEXAS A&M (0-1)

| H: | A: | 0-1 | N: | | |
|------------|----|-------|----|---|--|
| 09/26/2009 | L | 19-56 | | A | |

TROY (5-7)

| H: | A: | 1-5 | N: | | |
|------------|--------|-------|----|---|--|
| 09/26/1993 | L | 12-16 | | A | |
| 10/28/1995 | L | 7-60 | | A | |
| 09/07/2002 | W | 27-26 | | H | |
| 09/13/2003 | L | 9-20 | | H | |
| 09/10/2005 | W | 27-7 | | A | |
| 09/30/2006 | W | 21-3 | | H | |
| 09/19/2009 | L | 14-27 | | A | |
| 09/18/2010 | W | 34-33 | | H | |
| 10/01/2011 | L | 23-24 | | A | |
| 09/01/2012 | L | 29-39 | | H | |
| 08/31/2013 | L (OT) | 31-34 | | A | |
| 08/30/2014 | W | 48-10 | | H | |

TULANE (5-4)

| H: | A: | 2-3 | N: | | |
|------------|-------|-------|----|---|--|
| 11/20/1999 | W(OT) | 23-20 | | A | |
| 10/20/2001 | W | 34-27 | | H | |
| 10/19/2002 | L | 14-35 | | A | |
| 11/08/2003 | L | 24-38 | | H | |
| 10/23/2004 | L | 55-59 | | A | |
| 10/13/2007 | W | 26-21 | | H | |
| 11/15/2008 | W | 41-24 | | A | |
| 09/17/2011 | L | 10-49 | | H | |
| 10/27/2012 | L | 45-55 | | A | |

TULSA (0-4)

| H: | A: | 0-2 | N: | | |
|------------|----|-------|----|---|--|
| 09/29/2007 | L | 30-38 | | A | |

| | | | | | |
|------------|---|-------|--|---|--|
| 08/30/2008 | L | 22-45 | | H | |
| 10/15/2011 | L | 20-37 | | A | |
| 09/29/2012 | L | 42-49 | | H | |

UCF (2-8)

| H: | A: | 1-4 | N: | | |
|------------|----|-------|----|---|--|
| 11/09/1996 | L | 13-35 | | H | |
| 10/06/2001 | L | 7-24 | | A | |
| 11/12/2005 | L | 21-27 | | H | |
| 11/25/2006 | L | 22-31 | | A | |
| 11/10/2007 | L | 31-45 | | H | |
| 11/29/2008 | W | 15-0 | | A | |
| 11/28/2009 | L | 27-34 | | H | |
| 10/06/2010 | L | 7-42 | | A | |
| 10/20/2011 | W | 26-24 | | H | |
| 11/26/2012 | L | 24-49 | | A | |

UL LAFAYETTE (4-2)

| H: | A: | 1-2 | N: | | |
|------------|----|-------|----|---|--|
| 09/09/1995 | L | 21-56 | | A | |
| 10/19/1996 | W | 39-29 | | H | |
| 09/27/1997 | W | 20-16 | | A | |
| 10/03/1998 | W | 24-13 | | H | |
| 09/30/2000 | W | 47-2 | | H | |
| 09/21/2002 | L | 0-34 | | A | |

ULM (1-1)

| H: | A: | 1-0 | N: | | |
|------------|----|-------|----|---|--|
| 10/31/1998 | L | 14-20 | | A | |
| 10/02/1999 | W | 47-0 | | H | |

USF (1-1)

| H: | A: | 1-0 | N: | | |
|------------|----|-------|----|---|--|
| 11/22/2003 | W | 22-19 | | A | |
| 11/03/2004 | L | 20-45 | | H | |

UT MARTIN (1-0)

| H: | A: | 1-0 | N: | | |
|------------|----|-------|----|---|--|
| 11/21/1998 | W | 48-17 | | H | |

UTEP (3-1)

| H: | A: | 2-0 | N: | | |
|------------|----|-------|----|---|--|
| 11/19/2005 | W | 35-23 | | A | |
| 11/10/2006 | L | 17-36 | | H | |
| 10/31/2009 | W | 38-33 | | A | |
| 10/16/2010 | W | 21-6 | | H | |

UTSA (0-1)

| H: | A: | 0-1 | N: | | |
|------------|----|-------|----|---|--|
| 10/26/2013 | L | 31-52 | | A | |

VANDERBILT (0-2)

| H: | A: | 0-2 | N: | | |
|------------|----|-------|----|---|--|
| 11/02/1996 | L | 15-31 | | A | |
| 09/28/2013 | L | 24-52 | | A | |

MEDIA

TEAM

STAFF

PLAYERS

HISTORY

GREATER BHAM



HISTORY

VIRGINIA TECH (0-3)

| H: | A: | N: | |
|------------|----|-------|---|
| 11/01/1997 | L | 0-37 | A |
| 10/24/1998 | L | 0-41 | H |
| 09/11/1999 | L | 10-31 | A |

WAKE FOREST (0-1)

| H: | A: | N: | |
|------------|----|------|---|
| 10/23/1999 | L | 3-47 | A |

WASHINGTON & LEE (1-0)

| H: | A: | N: | |
|------------|----|-------|---|
| 09/21/1991 | W | 34-21 | A |

WESTERN KENTUCKY (3-3)

| H: | A: | N: | |
|------------|----|-------|---|
| 09/25/1993 | L | 13-40 | A |
| 10/01/1994 | L | 22-31 | H |
| 09/23/1992 | L | 18-32 | A |
| 10/05/1996 | W | 24-0 | H |
| 10/04/1997 | W | 20-16 | H |
| 10/04/2014 | W | 42-39 | A |

WOFFORD (3-0)

| H: | A: | N: | |
|------------|----|-------|---|
| 10/30/1993 | W | 23-11 | A |
| 10/08/1994 | W | 34-27 | H |
| 10/07/1995 | W | 28-0 | H |

CONFERENCE RECORD

ATLANTIC COAST

| | |
|---------------|-----|
| Florida State | 0-3 |
| Louisville | 0-3 |
| Pittsburgh | 0-2 |
| Virginia Tech | 0-3 |
| Wake Forest | 0-1 |

AMERICAN ATHLETIC

| | |
|---------------|------|
| Cincinnati | 3-5 |
| East Carolina | 4-9 |
| Houston | 4-4 |
| Memphis | 10-5 |
| SMU | 0-4 |
| Tulane | 4-5 |
| Tulsa | 0-4 |
| UCF | 2-8 |
| USF | 1-1 |

BIG EAST

| | |
|--------|-----|
| Butler | 2-0 |
|--------|-----|

BIG SKY

| | |
|---------------|-----|
| Montana State | 1-0 |
|---------------|-----|

BIG SOUTH

| | |
|---------------------|-----|
| Charleston Southern | 6-0 |
|---------------------|-----|

BIG 12

| | |
|----------|-----|
| Baylor | 2-0 |
| Kansas | 0-4 |
| Oklahoma | 0-1 |
| TCU | 2-1 |

BIG 10

| | |
|----------------|-----|
| Maryland | 0-1 |
| Michigan State | 0-1 |
| Nebraska | 0-1 |
| Ohio State | 0-1 |

CONFERENCE USA

| | |
|------------------|------|
| FIU | 1-1 |
| Florida Atlantic | 2-4 |
| LA Tech | 0-5 |
| Marshall | 2-8 |
| Middle Tennessee | 2-3 |
| North Texas | 2-0 |
| Rice | 2-3 |
| Southern Miss | 5-10 |
| UTEP | 3-1 |
| UTSA | 0-1 |
| Western Kentucky | 3-3 |

INDEPENDENT

| | |
|------|-----|
| Army | 5-0 |
|------|-----|

MOUNTAIN WEST

| | |
|--------|-----|
| Hawaii | 0-1 |
|--------|-----|

OHIO VALLEY

| | |
|--------------------|-----|
| Jacksonville State | 3-3 |
| Tennessee Tech | 2-0 |
| UT Martin | 1-0 |

PAC 12

| | |
|---------|-----|
| Arizona | 0-1 |
|---------|-----|

PIONEER LEAGUE

| | |
|----------------|-----|
| Dayton | 2-0 |
| Morehead State | 2-0 |

SOUTHEASTERN

| | |
|-------------------|-----|
| Arkansas | 0-1 |
| Auburn | 0-1 |
| Florida | 0-2 |
| Georgia | 0-2 |
| LSU | 1-1 |
| Mississippi State | 1-5 |
| Missouri | 0-1 |
| Ole Miss | 0-1 |

| | |
|----------------|-----|
| South Carolina | 0-3 |
| Tennessee | 0-4 |
| Texas A&M | 0-1 |
| Vanderbilt | 0-2 |

SOUTHERN

| | |
|-------------|-----|
| Chattanooga | 1-0 |
| Samford | 0-1 |
| Wofford | 3-0 |

SOUTHLAND

| | |
|------------------------|-----|
| Northwestern La. State | 1-0 |
| Southeastern La. | 1-0 |

SUN BELT

| | |
|----------------|-----|
| Arkansas State | 2-0 |
| Troy | 5-7 |
| UL Lafayette | 1-1 |
| ULM | 1-1 |

SOUTHWEST ATHLETIC

| | |
|--------------------------|-----|
| Alabama A&M | 1-0 |
| Alabama State | 1-2 |
| Alcorn State | 1-0 |
| Mississippi Valley State | 2-0 |
| Prairie View A&M | 2-0 |

DII

| | |
|------------|-------|
| Lane | 1-0 |
| Lindenwood | 1-0-1 |
| Miles | 3-0 |

NAIA

| | |
|--------------------|-----|
| Evangel | 0-1 |
| Hastings | 1-0 |
| Tennessee Wesleyan | 0-1 |

DIII

| | |
|-------------------|-------|
| Ferrum | 0-2 |
| Gallaudet | 1-0 |
| Hampden-Sydney | 0-0-1 |
| Knoxville College | 1-0 |
| Lambuth | 1-0 |
| Millsaps | 1-1 |
| Virginia at Wise | 2-0 |
| Washington & Lee | 1-0 |

*Virginia-Wise, formerly Clinch Valley
UL Lafayette, formerly Southwestern La.*

ALL-TIME LETTERWINERS

| A | | | | |
|-------------------|----|---------------------|--------------|--|
| Jeff Aaron | QB | Montgomery, Ala. | 2000-01 | |
| Perry Able | LS | Columbia, S.C. | 2014 | |
| Adrian Abrams | LB | Theodore, Ala. | 1998-00 | |
| Shamar Abrams | DL | Harpersville, Ala. | 2001-04 | |
| Sam Accursio | TE | Homestead, Fla. | 2009-12 | |
| Wally Adams | DB | Columbus, Ga. | 2012-14 | |
| Nick Adams | WR | Walterboro, S.C. | 2009, '11-12 | |
| Alexander Adamson | WR | Homewood, Ala. | 1996 | |
| Lamar Akles | WR | Anniston, Ala. | 1993-95 | |
| Sean Alexander | DB | Birmingham, Ala. | 1994-96 | |
| Shawn Alexander | LB | Oneonta, Ala. | 1994-97 | |
| Stephen Allen | S | Sumiton, Ala. | 2010 | |
| Tanner Allen | DL | New Albany, Miss. | 1999-02 | |
| Ervin Alston | LB | Jacksonville, Fla. | 2013-14 | |
| Ugonna Amarikwa | DB | Houston, Texas | 2008-10 | |
| Bernard Anderson | FB | Tallahassee, Fla. | 1998-02 | |
| Colin Anderson | K | Stone Mountain, Ga. | 2013-14 | |
| Jeffery Anderson | TE | Selma, Ala. | 2007-10 | |
| Daniel Anousheh | OL | Lancaster, Calif. | 2014 | |
| Jake Arians | PK | Tuscaloosa, Ala. | 1996-99 | |
| Thomas Arnold | DB | Conyers, Ga. | 2001-03 | |
| Ja'Won Arrington | RB | Birmingham, Ala. | 2013-14 | |
| Johnni Arrington | TE | Birmingham, Ala. | 1998-00 | |
| Adam Arthur | OL | San Antonio, Texas | 2008-11 | |
| Hiram Atwater | S | Decatur, Ga. | 2009 | |
| Billy Autrey | OL | Columbus, Miss | 2011-13 | |
| D.A. Autry | LB | Mize, Miss. | 2011 | |

| B | | | | |
|-----------------|----|----------------------|--------------|--|
| Tommy Babakitis | QB | Birmingham, Ala. | 2000-02 | |
| Kennard Backman | TE | Austell, Ga. | 2011-14 | |
| Bobby Baker | S | Sherman Oaks, Calif, | 2014 | |
| Dominic Baldone | OL | Birmingham, Ala. | 1991-94 | |
| T.J. Ballou | CB | Russell, Miss. | 2010-11 | |
| James Banks | LB | Junction City, Ore. | 2014 | |
| Thomas Banks | RB | Birmingham, Ala. | 1994-96 | |
| John Barefield | OL | Ozark, Ala. | 1991-94 | |
| Anthony Barnes | DE | Hazlehurst, Miss. | 2009 | |
| Dexter Barnett | RB | Atlanta, Ga. | 2007, '09 | |
| Chris Barrett | S | Gulfport, Miss. | 2005-07 | |
| Beau Barton | DL | Montgomery, Ala. | 1991-94 | |
| Patrick Bastien | LB | Immokalee, Fla. | 2009, '11-13 | |
| Bart Battles | FB | Hueytown, Ala. | 1997 | |

| | | | | |
|---------------------|----|----------------------|----------|--|
| Matt Batusic | C | Hoover, Ala. | 2002-05 | |
| Jamie Bender | S | Raleigh, Miss. | 2010-11 | |
| Paul Bennett | FB | Alabaster, Ala. | 2007 | |
| Joe Bento | QB | The Woodlands, Texas | 2011-12 | |
| Khaled Berklin | WR | Phenix City, Ala. | 2014 | |
| Keaton Berrion | LB | Hampton, Va. | 2009 | |
| Yudonn Biassou | DB | Miami, Fla. | 1998-99 | |
| Alvin Binion | OL | Birmingham, Ala. | 1992-95 | |
| Marcel Binion | OL | Tuscaloosa, Ala. | 2003-04 | |
| Kyle Bissinger | DE | Atlanta, Ga. | 2003-06 | |
| Rodney Bivens, Jr. | QB | Tuscaloosa, Ala. | 2006-08 | |
| Chad Black | TE | Vestavia Hills, Ala. | 1995, 98 | |
| Gaylon Black | LB | Childersburg, Ala. | 2001-04 | |
| Donald Blackmon | DB | Gadsden, Ala. | 1991-94 | |
| Cameron Blankenship | OL | Alexander City, Ala. | 2012-14 | |
| Anthony Blevins | DB | Pleasant Grove, Ala. | 1995-98 | |
| Adam Bobo | WR | Trussville, Ala. | 2006 | |
| Greg Bond | RB | Birmingham, Ala. | 1991 | |
| Kenny Borders | WR | Tallahassee, Fla. | 1999-02 | |
| Daniel Borne | RB | Avondale, La. | 2009 -10 | |
| Matt Bowden | OL | Louisville, Ala. | 1997-98 | |
| Connor Boyett | DE | Danielsville, Ga. | 2010-13 | |
| Brian Bozeman | DB | Trussville, Ala. | 1995-97 | |
| Kelton Brackett | DB | Mobile, Ala. | 2012-14 | |
| Chris Bradford | QB | Harpersville, Ala. | 1991-92 | |
| Robin Brasher | S | Vestavia Hills, Ala. | 1995-98 | |
| Jeremiah Briscoe | QB | Houston, Texas | 2014 | |
| James Bristow | DE | Montgomery, Ala. | 1996 | |
| Zach Britten | CB | Abbeville, Miss. | 2006-07 | |
| Justin Brooks | RB | Dothan, Ala. | 2008-10 | |
| Kenneth Brooks | OL | Alexander City, Ala. | 1992-93 | |
| Rodregis Brooks | CB | Dadeville, Ala. | 1996-99 | |
| Adrian Brown | RB | Montevallo, Ala. | 2003 | |
| Austin Brown | QB | Flowery Branch, Ga. | 2012-13 | |
| Chris Brown | CB | Atlanta, Ga. | 1999-02 | |
| Dale Brown | OL | Birmingham, Ala. | 1994-97 | |
| Devon Brown | CB | Hoover, Ala. | 2013-14 | |
| Kevin Brown | OL | Birmingham, Ala. | 1991-92 | |
| Sean Brown | LB | Trussville, Ala. | 1996-97 | |
| Steven Brown | WR | Vestavia Hills, Ala. | 2006 | |
| Terry Brown | OL | Selma, Ala. | 1991-93 | |
| Arlan Bryant | WR | Birmingham, Ala. | 1991 | |
| Cedrick Buchannon | WR | Auburn, Ala. | 1992-95 | |
| Brian Buckner | WR | Reno, Nev. | 2001 | |

MEDIA

TEAM

STAFF

PLAYERS

HISTORY

GREATER BHAM



HISTORY

| | | | |
|-----------------|----|--------------------|--------------|
| Greg Bulls | OL | Lubbock, Texas | 2008-10 |
| Pat Burchfield | DB | Maben, Miss. | 2000-01 |
| Marvin Burdette | LB | Batesville, Miss. | 2009-12 |
| Dan Burks | RB | Birmingham, Ala. | 2002, '04-06 |
| Faruq Burns | DB | Broomfield, Colo. | 1994, '96 |
| Derrick Bush | DB | Indianola, Miss. | 2000-02 |
| Marlon Bush | DE | Athens, Ala. | 1998-01 |
| Warren Butler | DB | Monticello, Fla. | 2002-03 |
| Chad Byrd | DL | Mount Vernon, Ala. | 1992 |
| Roscoe Byrd | OL | Albany, Ga. | 2012-14 |

C

| | | | |
|-------------------|----|----------------------|--------------|
| Joel Cain | OT | Mize, Miss. | 1998 |
| Greg Calhoun | OL | Alexander City, Ala. | 2008-11 |
| James Caligone | CB | Tulsa, Okla. | 2013 |
| Albert Calloway | OL | Irondale, Ala. | 2013 |
| David Calloway | RB | Conyers, Ga. | 2013 |
| Brandon Carlisle | DB | Auburn, Ala. | 2006-09 |
| Keith Carroll | OL | Birmingham, Ala. | 1995 |
| Desman Carter | S | Pomona, Calif. | 2014 |
| Jeremy Carter | FB | Billingsley, Ala. | 1998-99 |
| Richard Carter | DE | Lovejoy, Ga. | 2006-08 |
| Roddell Carter | WR | Mount Pleasant, S.C. | 2008-10 |
| Lee Carter | P | Autaugaville, Ala. | 1995-99 |
| Wesley Carter | OL | Pervis, Miss. | 2013 |
| Jose Casanova | DE | Vestavia Hills, Ala. | 2013 |
| Josh Case | OT | Pell City, Ala. | 1998- |
| Rick Cauley | RB | Saraland, Ala. | 1993 |
| Kenny Causey | WR | Biloxi, Miss. | 1996 |
| Destin Challenger | DB | Hoover, Ala. | 2012 |
| Leo Chamblin | DB | Birmingham, Ala. | 1992-93 |
| Trey Chaney | RB | Birmingham, Ala. | 2003-06 |
| Chris Chapman | DT | Jacksonville, Ala. | 1991 |
| Bradly Chavez | WR | Saraland, Ala. | 2002-04 |
| Austin Chipoletti | QB | Jacksonville, Fla. | 2014 |
| Jewel Christian | DL | Osyka, Miss. | 2012 |
| Cody Clements | QB | Whittier, Calif. | 2014 |
| Daniel Clements | DB | Birmingham, Ala. | 2008 |
| Chico Cleveland | WR | Selma, Ala. | 2001-03, '05 |
| Coker Cleveland | RB | Anniston, Ala. | 1994-96 |
| Derrick Cloud | DE | Birmingham, Ala. | 1997-99 |
| Larry Coachman | OL | Cottonwood, Ala. | 2001-03 |
| Mike Coalson | RB | Birmingham, Ala. | 1992-94 |
| Johnny Cockrell | S | Columbus, Miss. | 2011 |
| Justin Colbert | RB | Atlanta, Ga. | 2002 |

| | | | |
|------------------|----|----------------------|--------------|
| Glenn Coleman | LB | Tuscaloosa, Ala. | 1996 |
| Jalen Coleman | LB | Daphne, Ala. | 2014 |
| Marquis Coleman | DB | Chester, S.C. | 2008-11 |
| Percy Coleman | RB | Birmingham, Ala. | 1997-00 |
| Bashr Coles | RB | Tucker, Ga. | 2012-13 |
| Derrick Colley | WR | Bessemer, Ala. | 1995-96 |
| Perry Collier | DB | Munday, Texas | 1995 |
| Terry Collier | RB | Munday, Texas | 1995 |
| Gerod Condry | LB | Tallahassee, Fla. | 2004-06 |
| Cory Conley | FB | Smyrna, Ga. | 1998 |
| Jhun Cook | WR | Birmingham, Ala. | 2002-05 |
| Nick Coon | WR | Eclectic, Ala. | 2003-05, '07 |
| Dominique Cosper | DB | Anniston, Ala. | 2002-05 |
| Jody Coulter | OL | Calhoun, Ga. | 1995-97 |
| Rusty Coulter | LB | Opelika, Ala. | 1992-94 |
| Jeff Cowley | OT | Orlando, Fla. | 1998-99 |
| Caron Cox | DE | Villa Rica, Ga. | 1999-00 |
| Thomas Cox | QB | Birmingham, Ala. | 1999-02 |
| Justin Craft | DB | Alexander City, Ala. | 1994-96 |
| Chris Crary | DE | Birmingham, Ala. | 1992 |
| David Crawford | RB | Birmingham, Ala. | 2000-01 |
| Brian Creel | OL | Boaz, Ala. | 1994-98 |
| Logan Creel | OL | Loganville, Ga. | 2007-10 |
| Tevin Crews | LB | Brent, Ala. | 2012-14 |
| Jon Criswell | RB | Snead, Ala. | 2000 |
| Undrae Crosby | TE | Millbrook, Ala. | 1997-00 |
| Uneik Crumbley | OL | Americus, Ga. | 2013-14 |

D

| | | | |
|-----------------|------|-------------------------|-----------|
| Sean Dailey | OL | Trussville, Ala. | 2008-09 |
| Chase Daniel | S | Birmingham, Ala. | 2008-10 |
| Chris Daniels | LB | D'Iberville, Miss. | 1995-96 |
| Demarco Davis | CB | Atlanta, Ga. | 2014 |
| Demarcus Davis | WR | Decatur, Ga. | 2006 |
| Jason Davis | LB | Hillsboro, Ala. | 1997 |
| Jay Davis | WR/S | Lilburn, Ga. | 2011-14 |
| Larry Davis | RB | Birmingham, Ala. | 2004 |
| Pernell Davis | DT | Birmingham, Ala. | 1996-98 |
| Robert Davis | RB | Homewood, Ala. | 1994, '96 |
| Tim Davis | DL | Apopka, Fla. | 2007-09 |
| Kevin Davison | DL | Fairhope, Ala. | 1992-94 |
| Nick Davison | DL | Calhoun, Ga. | 2008-09 |
| David DeCordova | DL | Manhattan Beach, Calif. | 2009-10 |
| Byron DeVinner | OL | Calera, Ala. | 1992-93 |
| Aron Dickerson | OL | Killen, Ala. | 1999-00 |

| | | | |
|------------------|----|---------------------|-----------|
| Joey Dill | DE | Dora, Ala. | 1991-93 |
| Al Dillard | DB | Birmingham, Ala. | 1991-92 |
| Jamarius Dismuke | OL | Birmingham, Ala. | 2004-07 |
| Daniel Dixon | QB | Cleveland, Ala. | 1997-00 |
| Norris Drinkard | WR | Dothan, Ala. | 2004-06 |
| Shannan Dodson | DE | Brookwood, Ala. | 1992, '94 |
| Terry Dollerson | LB | Florence, Ala. | 1991-94 |
| Tony Dollison | OL | Starkville, Miss. | 1999-00 |
| Kevin Drake | WR | Gardendale, Ala. | 1994-97 |
| Wes Drewery | LS | Franklin, Tenn. | 2014 |
| Richard DuBon | DB | Scottsdale, Ariz. | 1993-94 |
| Sam Dudley | TE | Tuscaloosa, Ala. | 2001-04 |
| Theron Dudley | RB | Stone Mountain, Ga. | 2001-03 |
| Lee Dufour | OL | Saraland, Ala. | 2014 |
| Jegil Dugger | RB | Birmingham, Ala. | 1998-01 |
| Will Dunbar | DB | Atlanta, Ga. | 2005-08 |
| Carl Duncan | WR | Montgomery, Ala. | 2002-05 |
| Caleb Dyck | RB | Dothan, Ala. | 2008-10 |

E

| | | | |
|------------------|----|----------------------|-----------------|
| Tyson Eason | LB | Huntsville, Ala. | 1997-00 |
| Curt Eddy | DB | Birmingham, Ala. | 1991 |
| Terence Edge | OL | Atlanta, Ga. | 2007-08, '10-11 |
| Jamie Edwards | OL | Birmingham, Ala. | 1991-93 |
| Vincent Edwards | WR | Birmingham, Ala. | 1996 |
| Willie Edwards | WR | Mobile, Ala. | 2006 |
| Kingsley Ejike | DL | Covington, Ga. | 2014 |
| Nigel Eldridge | LB | Montgomery, Ala. | 2001-04 |
| Marculus Elliott | RB | Montgomery, Ala. | 2003-06 |
| Vince Elliott | DE | Birmingham, Ala. | 1991 |
| Bryan Ellis | QB | Byron, Ga. | 2009-11 |
| Jordan Erwin | TE | Vestavia Hills, Ala. | 2003 |
| Ryan Estes | C | Chino, Calif. | 1999-00 |
| Jody Evans | DB | Crestview, Fla. | 1992-93 |
| Josh Evans | DL | Lanett, Ala. | 1991-94 |
| Will Evans | DB | Montgomery, Ala. | 2003-06 |
| Gerald Everett | TE | Hutchinson, Kan. | 2014 |

F

| | | | |
|----------------|----|----------------------|---------|
| Carl Fair | RB | Starkville, Miss. | 1999-00 |
| Curtis Falany | QB | Vestavia Hills, Ala. | 2003-04 |
| Kelepi Falou | OL | Concord, Calif. | 2014 |
| Lamarus Farmer | DB | Pensacola, Fla. | 2012-14 |
| Stevie Farmer | QB | Athens, Ala. | 2014 |
| Chris Felder | DB | Camden, Ala. | 2005-06 |

| | | | |
|-------------------|----|--------------------|---------|
| Taurus Felton | OL | Cleveland, Miss. | 1995-96 |
| Brock Ferguson | DB | Montgomery, Ala. | 2008-10 |
| Chad Ferraez | LS | Columbus, Miss. | 1999-00 |
| Mark Ferrell | WR | South Boston, Va. | 2008-09 |
| Scott Fields | DB | Moody, Ala. | 1992 |
| Tommy Fincher | LB | Loxley, Ala. | 1991-93 |
| Johnny Flowers | DB | Birmingham, Ala. | 1996 |
| Cody Flournoy | DB | Smiths, Ala. | 2000-01 |
| Jason Floyd | OL | Birmingham, Ala. | 1991-92 |
| Kevin Ford | OL | Vicksburg, Miss. | 1999-00 |
| Frantrell Forrest | WR | Mobile, Ala. | 2007-10 |
| Wes Foss | SS | Rome, Ga. | 1998-00 |
| Lucious Foster | RB | Birmingham, Ala. | 1996-98 |
| Rodney Foster | DE | Abernant, Ala. | 1991-94 |
| Greg Franklin | RB | Marietta, Ga. | 2010-13 |
| Preston Fray | OL | Lithonia, Ga. | 1998-01 |
| Kerry Frazier | LB | Havelock, N.C. | 1995-96 |
| Eddie Freeman | DE | Mobile, Ala. | 1998-01 |
| Lamont French | DB | Amory, Miss. | 1996-97 |
| Brandon Fuller | LB | Birmingham, Ala. | 2014 |
| Durrell Fuqua | DB | Russellville, Ala. | 2004-06 |

G

| | | | |
|-----------------|----|--------------------|-----------------|
| Rhett Gallego | PK | Hueytown, Ala. | 1998-01 |
| Maurice Gallery | WB | Mobile, Ala. | 1998-01 |
| Andy Galloway | OL | Dothan, Ala. | 2001-03 |
| Philip Gambrell | OL | Florence, Ala. | 1999-00 |
| Doug Gann | QB | Homewood, Ala. | 1991 |
| Jake Ganus | LB | Chelsea, Ala. | 2012-14 |
| Anthony Garrett | DE | Cottonwood, Ala. | 2002-03 |
| Lynorse Garrett | TE | Cottonwood, Ala. | 2002-03 |
| Harris Gaston | LB | Birmingham, Ala. | 2014 |
| Bryan Gay | DE | Honolulu, Hawai'i | 1995-96 |
| Elias Gee | DT | Bessemer, Ala. | 1991 |
| Kendal Gibson | RB | Aliceville, Ala. | 2001-02 |
| Randal Gibson | DL | Aliceville, Ala. | 2001-02 |
| James Godfrey | DB | Newnan, Ga. | 1996-99 |
| Kevin Grace | OL | Meridian, Miss. | 1999-00 |
| Neal Gray | LB | Chelsea, Ala. | 2013 |
| Aaron Green | OL | Indianapolis, Ind. | 2012-13 |
| Chad Green | DT | Webb, Ala. | 1991 |
| J.J. Green | WR | Florence, Ala. | 2013-14 |
| Marlon Green | DB | Brookwood, Ala. | 1991-94 |
| Pat Green | RB | Columbiana, Ala. | 1991-94 |
| Charles Griffin | WR | Montgomery, Ala. | 2000-01, '03-04 |

MEDIA

TEAM

STAFF

PLAYERS

HISTORY

GREATER BHAM



HISTORY

| | | | |
|------------------|----|---------------------|---------|
| Tyrone Griffin | LB | Rome, Ga. | 1997-98 |
| Glenn Griggs | RB | Birmingham, Ala. | 1994-95 |
| Trey Grissett | DL | Warner Robins, Ala. | 2011-14 |
| Brian Gunningham | OL | Redlands, Calif. | 1995-96 |
| Brandon Guy | LB | Shelby, Ala. | 1991-92 |
| Kris Guyton | LB | Tuscaloosa, Ala. | 2005-06 |

H

| | | | |
|--------------------|-------|------------------------|--------------|
| Darrell Hackney | QB | Atlanta, Ga. | 2002-05 |
| Torrey Hale | DB | Gadsden, Ala. | 2000-01 |
| Jeff Hamby | S | Vestavia Hills, Ala. | 2005-08 |
| Wilbert Hamilton | DL/OL | Montgomery, Ala. | 2000-03 |
| Jason Hamlin | DL | Alabaster, Ala. | 2003-04 |
| Cedric Hampton | TE | Courtland, Ala. | 2002-05 |
| Jeff Hannah | DE | Gardendale, Ala. | 1997 |
| Joe Happe | DL | Canton, Ga. | 2006-08 |
| Joey Harbarger | TE | Bessemer, Ala. | 1991-92 |
| Dedric Hardrick | FB | Bridgeport, Ala. | 1999 |
| Chip Harris | WR | ChIPLEY, Fla. | 1992-94 |
| Darryl Harris | WR | Bessemer, Ala. | 2007-09 |
| Dennis Harris | LB | Phenix City, Ala. | 1994 |
| Kenneth Harris | DE | Atlanta, Ga. | 2000-02 |
| Keon Harris | LB | LaGrange, Ga. | 2007-10 |
| Leroy Harris | DB | Demopolis, Ala. | 2001-02 |
| Quinton Harris | OL | Courtland, Ala. | 2004-06 |
| Tommy Harrison | DB | Columbiana, Ala. | 1991-93 |
| Deijon Hart | DB | LaGrange, Ga. | 2001-02 |
| Marqui Hawkins | WR | Columbus, Ga. | 2014 |
| Nick Hayes | PK | Birmingham, Ala. | 2001-04 |
| Tony Haynes-Dalton | DL | Franklin, Tenn. | 2004-06 |
| Brandon Heath | WR | Decatur, Ga. | 2009 |
| Patrick Hearn | WR | Quitman, Miss. | 2009-12 |
| Joe Henderson | LB | Birmingham, Ala. | 2005-08 |
| Nyiakki Height | WR | Marietta, Ga. | 2012-14 |
| Tristan Henderson | TE | Los Alamitos, Calif. | 2013-14 |
| Carlos Hendricks | DB | Montgomery, Ala. | 2001-03, '05 |
| Shane Hendry | LB | Millry, Ala. | 1993-97 |
| Elliott Henigan | DL | Atlanta, Ga. | 2008-11 |
| Brandon Herring | OL | Hueytown, Ala. | 1996-99 |
| Stephen Herring | WR | Anniston, Ala. | 2011-12 |
| Andre Hicks | DB | Atlanta, Ga. | 2008-11 |
| Cary Hill | WR | Gadsden, Ala. | 1994 |
| Dio Hill | DB | New Smyrna Beach, Fla. | 2001-03 |
| Benjie Hines | OG | Pelham, Ala. | 1998 |
| David Hines | LB | Suwanee, Ga. | 2005 |

| | | | |
|--------------------|----|------------------|---------|
| John Hix | OL | Auburn, Ala. | 2011-13 |
| Maurice Hobson | TE | Selma, Ala. | 1995-96 |
| Josh Holden | TE | Florence, Ala. | 1999-00 |
| Kevin Holden | DB | Birmingham, Ala. | 1991 |
| John Holladay | QB | Eutaw, Ala. | 1992-93 |
| Adam Hollifield | OL | Hoover, Ala. | 2007-08 |
| Scotty Hollins | DB | Birmingham, Ala. | 1997-99 |
| Joey Horne | OL | Hiram, Ga. | 2004-05 |
| Rodarius Houston | WR | Anniston, Ala. | 2013-14 |
| Jordan Howard | RB | Gardendale, Ala. | 2013-14 |
| Rickey Hrabowski | WR | Hoover, Ala. | 2013 |
| Chris Hubbard | OL | Columbus, Ga. | 2009-12 |
| Parrish Huddleston | DL | Dorsey, Miss. | 2014 |
| Chris Hudson | OL | Ocala, Fla. | 2014 |
| Rodney Hudson | QB | LaGrange, Ga. | 1995-96 |
| John Humphries | LB | Montgomery, Ala. | 2000-01 |
| Joe Humphrey | DE | Compton, Calif. | 1993-94 |
| Maudrecus Humphrey | WR | Hoover, Ala. | 2013-14 |
| Jamal Hundley | WR | Trussville, Ala. | 2013-14 |
| Sam Hunt | QB | Cedartown, Ga. | 2006-07 |
| Vincent Hunter | OL | Memphis, Tenn. | 2014 |
| Al Hurst | DB | Bessemer, Ala. | 1996-99 |
| Jackie Hurst | DT | Kennedy, Ala. | 1991-95 |

I

| | | | |
|----------------|----|--------------------|---------|
| Kaycee Ike | OL | Lawrenceville, Ga. | 2011-13 |
| Derrick Ingram | WR | Farmerville, Ala. | 1991-94 |
| Greg Irvin | LB | Demopolis, Ala. | 2009-12 |
| David Isabelle | QB | Huntsville, Ala. | 2009-10 |

J

| | | | |
|-------------------|----|---------------------|---------|
| Dontavius Jackson | RB | Franklin, Ga. | 2011-12 |
| Je'Niah Jackson | LB | Hoover, Ala. | 2013 |
| Kalen Jackson | LB | Magee, Miss. | 2014 |
| Micky Jackson | DL | Piedmont, Ala. | 2011 |
| Nick Jackson | S | Birmingham, Ala. | 2013-14 |
| Sandy Jackson | LB | Birmingham, Ala. | 1992-93 |
| Jimmy Jean | CB | Pompano Beach, Fla. | 2013-14 |
| Brandon Jeffries | DE | Tuscaloosa, Ala. | 2004-07 |
| Curtis Jeter | DL | Montgomery, Ala. | 1995-98 |
| Aaron Johns | RB | Thomasville, Ala. | 2008 |
| A.J. Johnson | OL | Ocilla, Ga. | 1993-96 |
| Carl Johnson | DB | Birmingham, Ala. | 2004-06 |
| Cortlin Johnson | DE | New Orleans, La. | 2003-06 |
| Daryl Johnson | WR | Jasper, Ala. | 1996-99 |

| | | | |
|------------------|----|--------------------|---------|
| Jermaine Johnson | WR | New Orleans, La. | 1993-94 |
| Justin Johnson | WR | Dothan, Ala. | 2007-08 |
| Lamar Johnson | DB | Pascagoula, Miss. | 2012 |
| Paul Johnson | LB | Cordova, Ala. | 1991-92 |
| Travis Johnson | WR | Jacksonville, Ala. | 1997-01 |
| Lee Jolly | QB | Cedartown, Ga. | 1997-99 |
| Calvin Jones | DB | Petal, Miss. | 2012-14 |
| Chris Jones | LB | Trinity, Ala. | 1993-94 |
| Clint Jones | LB | Trinity, Ala. | 1996-97 |
| James Jones | RB | Birmingham, Ala. | 1991 |
| Mike Jones | OL | New Augusta, Miss. | 1994-95 |
| Mike Jones | WR | Nashville, Tenn. | 2007-10 |
| Reggie Jones | DB | Bessemer, Ala. | 2007 |
| Rodney Jones | DL | Birmingham, Ala. | 1998-01 |
| Santonio Jones | TE | Heidelberg, Miss. | 2012-13 |
| Shaq Jones | LB | Lanett, Ala. | 2012-14 |
| Jimmy Joynt | OL | Marietta, Ga. | 2001 |

K

| | | | |
|----------------|----|----------------------|---------|
| Tom Karlo | QB | Grossmont, Calif. | 1995 |
| Sam Kendrick | DL | Birmingham, Ala. | 2002-05 |
| Hunter Kennedy | OL | Troy, Ala. | 2014 |
| Bobby Keyes | DB | Raleigh, Miss. | 2003-04 |
| Reginald King | DE | Courtland, Ala. | 1995-97 |
| Scott King | LB | Phenix City, Ala. | 1998-99 |
| Demarcus Kirk | RB | Dora, Ala. | 2014 |
| Taylor Klein | S | Lexington, Ky. | 2009-12 |
| Jared Koechner | OL | Louisburg, Kan. | 2008-09 |
| Andrew Kopecky | CB | Vestavia Hills, Ala. | 1998-01 |
| Tim Kreider | OL | Birmingham, Ala. | 1992-94 |
| Ryan Krum | OL | El Cajon, Calif. | 2014 |

L

| | | | |
|----------------|-------|-------------------|---------|
| Eric Lam | OL | Hoover, Ala. | 1994 |
| Eric Lampley | LB | Douglasville, Ga. | 1996-99 |
| Marcus Lampton | OL | Columbia, Miss. | 2004-05 |
| Vashon Landers | DB | Opelika, Ala. | 2012-13 |
| Zach Lankford | TE | Dacula, Ga. | 2006-09 |
| Eddie LaFavour | DL/OL | Glencoe, Ala. | 2000-01 |
| Anthony Larry | OL | New Orleans, La. | 2002 |
| Lamar Lee | TE | Topeka, Kan. | 1995-96 |
| Alan Leon | OL | Gulfport, Miss. | 2005-06 |
| Robert Leslie | DE | Trussville, Ala. | 1993-95 |
| Caleb Lester | CB | Atlanta, Ga. | 2010-11 |
| Kyle Lestrage | FB | Alpharetta, Ga. | 2014 |

| | | | |
|-----------------|----|-------------------|---------|
| Otis Leverette | DE | Americus, Ga. | 1999-00 |
| James Lewis | DE | Birmingham, Ala. | 1997-98 |
| Reggie Lindsey | WR | Pensacola, Fla. | 2004-05 |
| Paul Linsky | OL | Birmingham, Ala. | 2002-04 |
| Colin Lisa | WR | Alpharetta, Ga. | 2014 |
| Julian Little | RB | Linden, Ala. | 2014 |
| Leron Little | WR | Aliceville, Ala. | 1999-01 |
| Drew Lofstad | DB | Kennesaw, Ga. | 1992-95 |
| Keith Long | OL | Hartselle, Ala. | 1993 |
| Ty Long | PK | Roswell, Ga. | 2011-14 |
| Jordan Longoria | TE | Atlanta, Ga. | 2010-12 |
| Tajh Lowe | S | Tulsa, Okla. | 2014 |
| Drew Luker | LB | Sweet Water, Ala. | 2008-11 |
| Ryan Lundy | LB | Pelham, Ala. | 1995-98 |
| Stanley Lykes | LB | Birmingham, Ala. | 2006 |
| Mark Lynch | RB | LaBelle, Fla. | 1995-96 |

M

| | | | |
|-------------------|----|--------------------|---------------|
| Greg Maclin | S | Tanner, Ala. | 2014 |
| Brandon Madden | DL | Round Rock, Texas | 2006 |
| Walt Maddox | DT | Tuscaloosa, Ala. | 1991-94 |
| Josh Magee | WR | Hoover, Ala. | 2014 |
| Andrew Mahan | DE | Selma, Ala. | 2010 |
| Robert Mallory | OL | Woodruff, S.C. | 1991-92 |
| Darrius Malone | WR | Douglasville, Ga. | 1996-99 |
| James Malone | DL | Cedartown, Ga. | 1999-02 |
| Marcus Mark | LB | Mobile, Ala. | 2003-06 |
| Chris Mason | DE | Cullman, Ala. | 2002-03 |
| Nick Mathis | DB | Indianapolis, Ind. | 1993-94 |
| Chris Maye | P | Daleville, Ala. | 1991-94 |
| Matt McCants | OL | Mobile, Ala. | 2007, '09-'11 |
| Marc McCluney | OL | Gadsden, Ala. | 1991-94 |
| T.J. McCollum | S | Birmingham, Ala. | 2014 |
| Jermaine McElveen | DE | Atlanta, Ga. | 2003-06 |
| Elliott McGaskin | S | Mobile, Ala. | 2009-10 |
| Alonzo McGee | LB | Sumter, S.C. | 2014 |
| Myles McKee | QB | Asheville, N.C. | 2013-14 |
| Hassan McKeithan | DL | Marietta, Ga. | 1998-02 |
| Marcus McKinney | WR | Birmingham, Ala. | 1992-94 |
| Michael McRae | DB | Sarasota, Fla. | 2007-08 |
| Larry McSwain | DE | Mobile, Ala. | 2004-06 |
| Joe Meadow | FB | Hoover, Ala. | 1998-99 |
| Tim Medders | OL | Alabaster, Ala. | 1997-00 |
| Ryan Meeks | LB | Evergreen, Ala. | 1999-01 |
| Sylvester Mencer | WR | Midfield, Ala. | 2005-07, '09 |

MEDIA

TEAM

STAFF

PLAYERS

HISTORY

GREATER BHAM



HISTORY

| | | | |
|-------------------|----|-----------------------|---------|
| Tamar Mickens | RB | Birmingham, Ala. | 2013-14 |
| Ortavious Miles | FB | Trussville, Ala. | 1998 |
| David Miller | DL | Cullman, Ala. | 2003-06 |
| Lee Miller | PK | Starkville, Miss. | 1997 |
| Michael Miller | WR | Birmingham, Ala. | 1991-92 |
| Mike Miller | QB | West Palm Beach, Fla. | 2013 |
| Rolan Milligan | S | Lake City, Fla. | 2014 |
| Michael Mills | LB | Pelham, Ala. | 1994 |
| Calvin Mitchell | OL | Cedar Grove, Ala. | 1997 |
| Jim Mitchell | RB | Lawrenceville, Ga. | 2007-09 |
| Travis Mizell | DB | Ft. Lauderdale, Fla. | 1992-94 |
| Jeff Mollison | WR | Birmingham, Ala. | 1991-92 |
| Bo Moncur | RB | Miami, Fla. | 2003 |
| Robert Mondie | DL | Memphis, Tenn. | 2014 |
| Shannon Monroe | LB | Thomasville, Ga. | 1997-98 |
| Chris Moon | DT | Trussville, Ala. | 1993-95 |
| Freddie Moore | WR | Decatur, Ala. | 2010-11 |
| Sterrick Morgan | DE | Tuscaloosa, Ala. | 1995-98 |
| Jontavious Morris | DL | Albany, Ga. | 2012-14 |
| Rodney Morris | WR | Alpharetta, Ga. | 2014 |
| Benji Morrow | RB | Birmingham, Ala. | 1996-98 |
| D'Andre Mostella | RB | Danville, Va. | 2011 |
| Hunter Mullins | P | Tallahassee, Ala. | 2012-14 |
| Parker Mullins | P | Starkville, Miss. | 2003-06 |
| Patrick Murreh | FL | Columbiana, Ala. | 1999-00 |
| Rajohn Myles | DE | Ashland, Ala. | 1999-00 |

N

| | | | |
|-----------------|----|----------------------|-----------|
| Eric Nation | WR | Brookside, Ala. | 1995-98 |
| Hayden Naumann | OL | Decatur, Ala. | 2012-14 |
| Kris Neal | RB | Birmingham, Ala. | 1998-99 |
| John Newton | S | Birmingham, Ala. | 2001-04 |
| J.J. Nelson | WR | Midfield, Ala. | 2011-14 |
| William Nichols | TE | Sprott, Ala. | 1991, '94 |
| Marvin Nickson | DL | Boligee, Ala. | 2001-02 |
| Shawn Ninesling | DT | Ft. Pierce, Fla. | 1991 |
| Cory Nix | TE | Woodstock, Ga. | 2000-01 |
| Landon Nolen | S | Pleasant Grove, Ala. | 2011-12 |
| Dallas Noriega | LS | Scottsdale, Ariz. | 2013-14 |
| David Norris | LB | Madison, Ala. | 2014 |
| Shane Norton | LB | Montgomery, Ala. | 1993 |
| Shannon Nowak | WR | Alabaster, Ala. | 1994 |
| Bryant Novik | OL | Hoover, Ala. | 2014 |

O

| | | | |
|---------------|-------|---------------------|---------|
| Brian O'Leary | OL | Venice, Fla. | 2011-14 |
| Al Olieh | DE | Aurora, Ill. | 1996-97 |
| Andrae Ollie | RB/WR | Birmingham, Ala. | 2000 |
| Jamie Onufrak | DL | Sarasota, Fla. | 2012 |
| James Orrick | OL | Phil Campbell, Ala. | 1999 |
| Evan Orth | QB | Neptune Beach, Fla. | 2014 |
| Rodney Outlaw | OL | Starkville, Miss. | 2004 |
| Isaih Owens | DE | Marion, S.C. | 1994-96 |
| Taylor Ownbey | LB | Gainesville, Ga. | 2005-06 |

P

| | | | |
|------------------|----|-----------------------|--------------|
| William Parchman | WR | Birmingham, Ala. | 1991-92 |
| Omar Parker | DB | Montgomery, Ala. | 1995-98 |
| Jesse Parrish | LB | Wetumpka, Ala. | 2012-13 |
| Cody Payne | DL | West Palm Beach, Fla. | 2010, '12 |
| Scottie Peace | S | Nashville, Tenn. | 2014 |
| Shane Pearson | TE | Athens, Ga. | 2000-02 |
| Thurman Pearson | DB | Melvin, Ala. | 2000-02, '04 |
| Tyler Peppers | DE | Opelika, Ala. | 2011 |
| Quincy Perdue | WR | Marietta, Ga. | 2014 |
| Bo Perry | OT | Cedartown, Ga. | 1998-99 |
| Jonathan Perry | QB | Baltimore, Md. | 2011-13 |
| Larry Pettaway | LB | Eight Mile, Ala. | 2013 |
| Kenton Petties | WR | Dora, Ala. | 2014 |
| Mark Pettus | OL | Lineville, Ala. | 2001-02 |
| Jordan Petty | CB | Florence, Ala. | 2014 |
| Manuel Philpott | WR | Birmingham, Ala. | 1991 |
| Steve Pickren | TE | Pell City, Ala. | 2013-14 |
| Michael Pittman | TE | Dacula, Ga. | 2001-02 |
| Dwight Platt | CB | Atlanta, Ga. | 1998 |
| Vincent Pollard | LB | Ocilla, Ga. | 2003 |
| Robert Porter | WR | Homewood, Ala. | 1991-94 |
| Darius Powell | DB | Foley, Ala. | 2012-14 |
| Antoine Powers | DB | Hazel Green, Ala. | 2007-08 |
| Jason Powers | P | Tampa, Fla. | 1993-95 |
| Josh Powers | TE | Collierville, Tenn. | 1996-98 |
| Blake Prime | DB | Birmingham, Ala. | 2002-05 |
| Bud Pruitt | TE | Theodore, Ala. | 2011-13 |
| Michael Putt | DL | Birmingham, Ala. | 1991-92 |

Q

| | | | |
|----------------|----|----------------|---------|
| Kelvin Quarles | DL | Atlanta, Ga. | 2007 |
| Willie Quinnie | WR | Theodore, Ala. | 2000-02 |

| R | | | |
|--------------------|----|--------------------|---------|
| Chris Rabb | DE | Hueytown, Ala. | 2012-14 |
| Marcel Rachel | WR | LaGrange, Ga. | 1995-97 |
| Trey Ragland | P | Trussville, Ala. | 2008-10 |
| Jeremy Raines | DT | Chipley, Fla. | 1994 |
| Mark Rawls | LB | Homewood, Ala. | 2014 |
| Henry Ray | WR | Birmingham, Ala. | 1992 |
| Jason Ray | OL | Central, S.C. | 1996 |
| Johnny Rea | OL | Pell City, Ala. | 1994-97 |
| Kyle Rea | RB | Russellville, Ala. | 1997-98 |
| Darrin Reaves | RB | Birmingham, Ala. | 1991 |
| Darrin Reaves | RB | Birmingham, Ala. | 2011-13 |
| Mark Reaves | OL | Oxford, Ala. | 1994-97 |
| Marcus Reaves | WR | Birmingham, Ala. | 2013-14 |
| Tony Reed | DB | Sylacauga, Ala. | 1991-92 |
| D.J. Reese | DK | Daphne, Ala. | 2007-10 |
| Izell Reese | DB | Dothan, Ala. | 1994-97 |
| Brandon Register | DB | Seminole, Ga. | 2003-06 |
| Keith Register | OL | Chipley, Fla. | 1992-95 |
| Anthony Reid | OL | Hayden, Ala. | 1994-96 |
| Lute Renshaw | P | Decatur, Ala. | 1992-93 |
| Clarence Respress | DL | Barnesville, Ga. | 2004-06 |
| Ernest Respress | DL | Barnesville, Ga. | 2002-05 |
| Brett Richards | C | Buford, Ga. | 1997-99 |
| Cornelius Richards | CB | Northport, Ala. | 2009-12 |
| Gene Richardson | LB | Birmingham, Ala. | 1992 |
| Jordan Ricks | LB | Birmingham, Ala. | 2013-14 |
| Starlin Ridley | LB | Atlanta, Ga. | 1999-02 |
| Lance Rhodes | WR | Birmingham, Ala. | 2003-05 |
| Lee Robbins | DL | Dothan, Ala. | 1994 |
| Mitch Robbins | DB | New Hope, Ala. | 1992 |
| Shaquille Roberson | DL | Camp Hill, Ala. | 2012-14 |
| Joey Roberto | LB | Pelham, Ala. | 1995-96 |
| Michael Roberto | DT | Pelham, Ala. | 1995-96 |
| Joseph Roberts | LB | Trussville, Ala. | 2014 |
| John Robinson | LB | Birmingham, Ala. | 2014 |
| DeMarcus Rodgers | LB | Toxey, Ala. | 2002-04 |
| Cornelius Rogers | OL | Birmingham, Ala. | 2004-06 |
| Keith Roland | RB | Belle Glade, Fla. | 1991 |
| Ernest Ross | WR | Decatur, Ga. | 1996-99 |
| Kenny Rush | OL | Tallahassee, Fla. | 2002-03 |
| Wallace Rutledge | LB | Birmingham, Ala. | 1996-97 |

| S | | | |
|--------------------|----|----------------------|----------------|
| Victor Salako | OL | Huntsville, Ala. | 2013-14 |
| Carl Sanders | RB | Montgomery, Ala. | 1996 |
| Kevin Sanders | DB | Pell City, Ala. | 2005-08 |
| Jared Sands | FB | Gardendale, Ala. | 2004 |
| Alex Santiago | RB | Pell City, Ala. | 1991 |
| Kyle Sappington | TE | Tuscaloosa, Ala. | 2014 |
| Deric Scott | DT | Atlanta, Ga. | 2010-13 |
| Daniel Seahorn | OL | Houston, Texas | 2008-09 |
| Jake Seitz | OL | Vestavia Hills, Ala. | 2006-09 |
| David Self | DE | Birmingham, Ala. | 1991-92 |
| Scotty Shaw | LB | Pelham, Ala. | 1992 |
| Pat Shed | RB | Starkville, Miss. | 2010-11 |
| Lance Shoemaker | DE | Montgomery, Ala. | 1991-92 |
| George Sides | QB | Elmore, Ala. | 1991 |
| Dainon Sidney | CB | Atlanta, Ga. | 1996-97 |
| Melvin Sidney | OL | Atlanta, Ga. | 1996-98 |
| David Sigler | TE | Albertville, Ala. | 2004-07 |
| Ron Sigler | TE | Mobile, Ala. | 1994-95 |
| T.J. Simmons | WR | Chipley, Fla. | 1999-02 |
| Justin Sims | LB | Mobile, Ala. | 2007 |
| Zach Sims | OL | Homewood, Ala. | 2014 |
| Eddie Sinclair | LB | Leeds, Ala. | 1992-94 |
| Adrian Singleton | FS | Mobile, Ala. | 1998-01 |
| Derek Slaughter | DE | Jonesboro, Ga. | 2009 |
| Derek Slaughter | LB | Pelham, Ala. | 2012-14 |
| Rashaud Slaughter | WR | Adamsville, Ala. | 2006-09 |
| Jonathan Sledge | LB | Birmingham, Ala. | 1998-99 |
| Justin Smartt | DB | Atlanta, Ga. | 2008-10 |
| Andra Smith | DL | Memphis, Tenn. | 2013 |
| Brian Smith | LB | Rome, Ga. | 1996-98 |
| Brian Smith | DB | Birmingham, Ala. | 1991 |
| Darion Smith | C | Brookhaven, Miss. | 2010-11 |
| Josh Smith | DL | Birmingham, Ala. | 2014 |
| Julian Smith | TE | Birmingham, Ala. | 2007-08 |
| Mastaki Smith | LB | Mobile, Ala. | 2003-06 |
| Nolen Smith | WR | Oneonta, Ala. | 2010-11, 13-14 |
| Terry Smith | DT | Aberdeen, Miss. | 1995-97 |
| Xavier Smith | DL | Mobile, Ala. | 2007 |
| Les Snead | TE | Eufaula, Ala. | 1991 |
| Jason Southall | WR | Birmingham, Ala. | 2001-04 |
| Tom Sondgeroth | DT | Mendota, Ill. | 1992 |
| Jerrickus Speights | DL | Gardendale, Ala. | 2005-07 |
| Brad Spencer | OL | Birmingham, Ala. | 2001-02 |
| Alan Spooner | LB | Trussville, Ala. | 1991-93 |

MEDIA

TEAM

STAFF

PLAYERS

HISTORY

GREATER BHAM



HISTORY

| | | | |
|-------------------|----|--------------------|---------|
| Terrell Springs | DB | Chester, S.C. | 2008-11 |
| Ferson Stafford | S | Phenix, Ala. | 2009-10 |
| LaDarius Stanley | DL | Courtland, Ala. | 2004-07 |
| Mario Stanley | DB | Athens, Ala. | 2000-02 |
| Jamari Staples | WR | Lineville, Ala. | 2013-14 |
| B.J. Steed | LB | Sioux City, Iowa | 2006-08 |
| Nick Stewart | LB | Montgomery, Ala. | 1998-01 |
| Ross Stewart | P | Blountsville, Ala. | 1999-02 |
| Darnell Stiehl | LB | Spanish Fort, Ala. | 1998-99 |
| Alvin Stokes | QB | Jackson, Miss. | 1995-97 |
| Dennis Stokes | DB | Chipley, Fla. | 1994-96 |
| Patrick Swoopes | OL | Starkville, Miss. | 2006 |
| Dominic Sylvester | OL | Horseheads, N.Y. | 2013 |

T

| | | | |
|------------------|----|--------------------|---------|
| Mike Tashman | LB | Hoover, Ala. | 2007 |
| Kevin Tatarek | P | Birmingham, Ala. | 1992-96 |
| Todd Tate | WR | Marietta, Ga. | 2005 |
| Jacob Tauanuu | LB | San Diego, Calif. | 2007 |
| Darius Taylor | LB | Cherokee, Ala. | 2001-04 |
| Doug Taylor | WR | Linden, Ala. | 1991-92 |
| Matt Taylor | DB | Birmingham, Ala. | 2005-08 |
| Rod Taylor | LB | Montgomery, Ala. | 2000-01 |
| Nick Terrell | LB | Pelham, Ala. | 2013 |
| Blake Thackston | WR | Douglasville, Ga. | 2007 |
| Cedric Thatch | RB | Tanner, Ala. | 1997-00 |
| Bryan Thomas | DE | Birmingham, Ala. | 1998-01 |
| Caleb Thomas | OL | Decatur, Ala. | 2008-11 |
| Terry Thomas | LB | Bessemer, Ala. | 2007-08 |
| Travouris Thomas | WR | Atlanta, Ga. | 2002 |
| Kevin Thomason | PK | Maylene, Ala. | 1992-95 |
| Willie Thompson | OL | Louisville, Ga. | 2006-09 |
| Brandon Thornton | RB | Birmingham, Ala. | 2007 |
| David Thornton | RB | Vernon, Ala. | 1992-93 |
| Kevin Thrasher | DE | Alexandria, Ala. | 1997 |
| Jeff Tippetts | TE | Jacksonville, Ala. | 2001 |
| Ken Todd | DL | Birmingham, Ala. | 1997-98 |
| Dee Tolbert | WR | Alabaster, Ala. | 2014 |
| Mike Trammell | OL | Birmingham, Ala. | 1991-94 |
| Jason Tropeano | LB | Birmingham, Ala. | 1993-94 |
| Quentin Troupe | WR | Tanner, Ala. | 1997 |
| Adam Truitt | OL | Hoover, Ala. | 2004-07 |
| Kirk Tuck | OL | Pelham, Ala. | 1999-02 |
| Brent Turner | LB | Huntsville, Ala. | 1995-96 |
| Bryant Turner | DE | Daphne, Ala. | 2007-10 |

| | | | |
|---------------|----|------------------|---------|
| Daniel Turner | OL | Andalusia, Ala. | 2006-07 |
| Jamie Tyler | OL | Birmingham, Ala. | 1991-92 |

V

| | | | |
|-------------|----|--------------------|-------------|
| Jake Vest | WR | Daleville, Ala. | 1995 |
| D.J. Vinson | WR | Clay, Ala. | 2011, 13-14 |
| Nick Vogel | K | Jacksonville, Ala. | 2014 |
| Danny Volk | TE | Tanganoxie, Kan. | 2010-11 |

W

| | | | |
|--------------------|------|--------------------|-------------|
| Julius Wainwright | DB | Tuscaloosa, Ala. | 2002-05 |
| Roger Waldon | DB | Detroit, Mich. | 1991-94 |
| Wade Waldrop | P | Hartselle, Ala. | 1998 |
| Joseph Waller | TE | Huntsville, Ala. | 2007-10 |
| Chris Walton | DE | Atlanta, Ga. | 2011-14 |
| Lamanski Ware | LB | Lanett, Ala. | 2008-11 |
| Avery Warner | FS | Decatur, Ga. | 1998-01 |
| Zachary Warren | CB | Madison, Ala. | 2013 |
| Swayze Waters | PK/P | Jackson, Miss. | 2005-08 |
| Shalin Waterford | DB | Harvest, Ala. | 2012-14 |
| Diaheem Watkins | DL | Brent, Ala. | 2011-14 |
| Jarrell Watters | LB | Thomasville, Ala. | 2008 |
| Katrell Watters | LB | Thomasville, Ala. | 2008 |
| Cortez Webb | DB | Wichita, Kan. | 2012-13 |
| Joe Webb | QB | Birmingham, Ala. | 2006-09 |
| Justin Wells | DL | Madison, Ala. | 2009-10 |
| Nate Weston | S | Hampton, Ga. | 2014 |
| John Whitcomb | QB | Chipley, Fla. | 1992-94 |
| Barker White | OL | Pensacola, Fla. | 2001-02 |
| Corey White | RB | Bessemer, Ala. | 2003-06 |
| Daniel White | LB | Apopka, Fla. | 2009-10, 13 |
| Patrick White | RB | Boaz, Ala. | 1992 |
| Roddy White | WR | Charleston, S.C. | 2001-04 |
| Wayne White | LB | Dothan, Ala. | 1991-94 |
| Justin Whitmore | DB | Birmingham, Ala. | 2002-04 |
| Carlos Whitt | RB | Birmingham, Ala. | 1992 |
| Henry Wideman | LB | Brilliant, Ala. | 1993 |
| Josh Widner | OL | Cullman, Ala. | 1993-96 |
| Artavious Williams | OL | Montgomery, Ala. | 2000-01, 03 |
| Carnell Williams | DB | Wenonah, Ala. | 2004-07 |
| Chris Williams | QB | New Orleans, La. | 2003-06 |
| Darius Williams | CB | Jacksonville, Fla. | 2014 |
| Jackie Williams | WR | Prichard, Ala. | 2010-12 |
| James Williams | CB | Clarksdale, Miss. | 1998-99 |
| Jeffery Williams | LB | Tallahassee, Fla. | 2004-06 |
| Royd Williams | WR | Birmingham, Ala. | 2000-01 |

| | | | |
|-------------------|----|---------------------|---------|
| Tommy L. Williams | QB | Jasper, Ala. | 1992 |
| Tony Williams | DL | Montgomer, Ala. | 2002-03 |
| Travis Williams | OL | Lanett, Ala. | 1991-94 |
| Sam Williamson | DL | Greenville, Ala. | 2002-05 |
| Alan Willis | DB | Altoona, Ala. | 1994-97 |
| Cam Willis | DL | Birmingham, Ala. | 2014 |
| Reggie Willis | RB | Birmingham, Ala. | 2002 |
| A.J. Wilson | S | Marshall, Texas | 2010 |
| Darrion Wilson | LB | Crawfordville, Fla. | 2009-10 |
| Julius Wilson | OL | Bradenton, Fla. | 2004-06 |
| Terrance Winborn | DE | Gadsden, Ala. | 1996-98 |
| Joe Winston | OL | Harvest, Ala. | 2013 |
| Sentell Winston | DB | Demopolis, Ala. | 1999-01 |
| John Woltersdorf | PK | Birmingham, Ala. | 1991 |
| Zac Woodfin | LB | Prattville, Ala. | 2001-04 |
| Daron Wright | DE | Atlanta, Ga. | 2013-14 |
| Mario Wright | WR | Birmingham, Ala. | 2007-10 |

Z

| | | | |
|-----------|----|----------------|---------|
| Josh Zahn | PK | Gilbert, Ariz. | 2009-10 |
|-----------|----|----------------|---------|

AP ACCOLADES

| | | |
|---|------|--|
| All-AP First Team | | |
| Derrick Ingram, WR | 1994 | |
| All-AP Second Team | | |
| Derrick Ingram, WR | 1993 | |
| Rodregis Brooks, DB/RS | 1999 | |
| All-AP Third Team | | |
| Roddy White, WR | 2004 | |
| Sports Network Second Team | | |
| Derrick Ingram, WR | 1994 | |
| Sports Network Honorable Mention | | |
| Josh Evans, DT | 1993 | |
| John Whitcomb, QB | 1993 | |
| Derrick Ingram, WR | 1993 | |
| Josh Evans, DT | 1994 | |
| Football Gazette Second Team | | |
| Robert Leslie, DE | 1995 | |
| Football Gazette Honorable Mention | | |
| Cedrick Buchannon, WR | 1995 | |
| Kerry Frazier, LB | 1995 | |
| First Team All-Academic Honors | | |
| Johnny Rea, C | 1997 | |
| College Football News Second Team | | |
| Bryan Thomas, DE | 2001 | |
| Roddy White, WR | 2004 | |

| | | |
|---------------------------------------|------|--|
| Pro-Football Weekly First Team | | |
| Roddy White, WR | 2004 | |

ALL-CONFERENCE ACCOLADES

| | | |
|-----------------------------------|------|--|
| All-Conference First Team | | |
| Rodregis Brooks, DB | 1999 | |
| Rodregis Brooks, RS | 1999 | |
| Bryan Thomas, DL | 2001 | |
| Rod Taylor, LB | 2001 | |
| Zac Woodfin, LB | 2003 | |
| Andy Galloway, OL | 2004 | |
| Roddy White, WR | 2004 | |
| Larry McSwain, DL | 2004 | |
| Zac Woodfin, LB | 2004 | |
| Darrell Hackney, QB | 2005 | |
| Matt Batusic, OL | 2005 | |
| Reggie Lindsey, WR | 2005 | |
| Larry McSwain, LB | 2005 | |
| Larry McSwain, LB | 2006 | |
| Will Dunbar, DB | 2007 | |
| Joe Henderson, LB | 2008 | |
| Kevin Sanders, DB | 2008 | |
| Swayze Waters, P | 2008 | |
| Jake Seitz, OL | 2009 | |
| Matt McCants, OL | 2010 | |
| Matt McCants, OL | 2011 | |
| Darrin Reaves, RB | 2012 | |
| Chris Hubbard, OL | 2012 | |
| Hunter Mullins, P | 2013 | |
| Jordan Howard, RB | 2014 | |
| Diaheem Watkins, DL | 2014 | |
| J.J. Nelson, KR | 2014 | |
| All-Conference Second Team | | |
| Jegil Dugger, RB | 2000 | |
| Tony Dollison, OL | 2000 | |
| Bryan Thomas, DL | 2000 | |
| Rhett Gallego, PK | 2000 | |
| Jegil Dugger, RB | 2001 | |
| Preston Fray, OL | 2001 | |
| Rodney Jones | 2001 | |
| Kirk Tuck, OL | 2002 | |
| Zac Woodfin, LB | 2002 | |

MEDIA

TEAM

STAFF

PLAYERS

HISTORY

GREATER BHAM



HISTORY

| | |
|---------------------|------|
| Chris Brown, DB | |
| 2002 | |
| Nick Hayes, PK | 2003 |
| Reggie Lindsey, KR | 2004 |
| Julius Wilson, OL | 2006 |
| Orlandus King, LB | 2006 |
| Swayze Waters, PK | 2007 |
| Swayze Waters, PK | 2008 |
| Jeff Hamby, LS | 2008 |
| Joe Webb, QB | 2009 |
| Hiram Atwater, DB | 2009 |
| Elliott Henigan, DL | 2010 |
| Jamie Bender, DB | 2011 |
| Marvin Burdette, LB | 2012 |
| J.J. Nelson, WR | 2013 |
| Brian O'Leary, OL | 2014 |
| Kennard Backman, TE | 2014 |
| Jake Ganus, LB | 2014 |
| J.J. Nelson, PR | 2014 |

All-Conference Third Team

| | |
|----------------------|------|
| Roddy White, WR | 2003 |
| Darrell Hackney, QB | 2004 |
| Dan Burks, RB | 2004 |
| Dominique Cosper, DB | 2004 |
| Julius Wilson, OL | 2005 |
| Ernest Respress, DL | 2005 |
| Dominique Copser, DB | 2005 |
| Joe Henderson, LB | 2006 |
| Will Dunbar, DB | 2006 |
| Marcus Elliott, KR | 2006 |

All-Conference Honorable Mention

| | |
|-----------------------|------|
| Dan Burks, RB | 2006 |
| Corey White, RB | 2006 |
| LaDarius Stanley, TE | 2006 |
| Jermaine McElveen, DL | 2006 |
| Mastaki Smith, LB | 2006 |
| Jake Seitz, OL | 2007 |
| Adam Truitt, OL | 2007 |
| David Sigler, TE | 2007 |

| | |
|-----------------------|------|
| Frantrell Forrest, WR | 2007 |
| Joseph Webb, WR | 2007 |
| Joe Henderson, LB | 2007 |
| Kevin Sanders, DB | 2007 |
| Swayze Waters, P | 2007 |
| Jeff Hamby, LS | 2007 |
| Terence Edge, OL | 2008 |
| Jake Seitz, OL | 2008 |
| Frantrell Forrest, WR | 2008 |
| Bryant Turner, DL | 2008 |
| Frantrell Forrest, KR | 2008 |
| Matt McCants, OL | 2009 |
| Jeffery Anderson, TE | 2009 |
| Bryant Turner, DL | 2009 |
| Bryan Ellis, QB | 2010 |
| Pat Shed, RB | 2010 |
| Mike Jones, WR | 2010 |
| Jeffery Anderson, TE | 2010 |
| Bryant Turner, DL | 2010 |
| Marvin Burdette, DL | 2010 |
| T.J. Ballou, DB | 2010 |
| Jamie Bender, DB | 2010 |
| Taylor Klein, LS | 2010 |
| Chris Hubbard, OL | 2011 |
| Jackie Williams, WR | 2011 |
| Elliott Henigan, DL | 2011 |
| Ty Long, K | 2011 |
| Kennard Backman, TE | 2012 |
| Jackie Williams, WR | 2012 |
| Calvin Jones, DB | 2012 |
| Ty Long, K | 2012 |
| Hunter Mullins, P | 2012 |
| Taylor Klein, LS | 2012 |
| Jordan Howard, RB | 2013 |
| Darrin Reaves, RB | 2013 |
| Kaycee Ike, OL | 2013 |
| Kennard Backman, TE | 2013 |
| Diaheem Watkins, DL | 2013 |
| Jake Ganus, DL | 2013 |
| Ty Long, K | 2013 |
| J.J. Nelson, KR | 2013 |

ALL-CONFERENCE

| | |
|--------------------|------|
| J.J. Nelson, WR | 2014 |
| Chris Walton, DL | 2014 |
| Harris Gaston, LB | 2014 |
| Jimmy Jean, DB | 2014 |
| Rolan Milligan, DB | 2014 |
| Ty Long, K | 2014 |
| Hunter Mullins, P | 2014 |
| Dallas Noriega, LS | 2014 |

All-Freshman

| | |
|-------------------------|------|
| Theron Dudley, RB | 2001 |
| Andy Galloway, OL | 2001 |
| Darrius Taylor, LB | 2001 |
| Nick Hayes, PK | 2001 |
| Darrell Hackney, QB | 2002 |
| Julius Wainwright, DB | 2002 |
| Jermaine McElvinn, DL | 2003 |
| Durrell Fuqua, DB | 2004 |
| Kris Guyton, LB | 2005 |
| Jake Seitz, OL | 2006 |
| Rashad Slaughter, WR/PR | 2006 |
| Jeffrey Anderson, TE | 2007 |
| Mike Tashman, LB | 2007 |
| Chris Hubbard, OL | 2008 |
| Daniel White, LB | 2008 |
| Taylor Klein, LS | 2009 |
| Jackie Williams, WR | 2010 |
| Ty Long, K | 2011 |
| Austin Brown, QB | 2012 |
| Cameron Blankenship, OL | 2012 |
| Jordan Howard, RB | 2013 |



» GREATER BHAM

| | |
|-----------------------------------|---------|
| LEGACY PAVILION & FACILITY | 116-117 |
| THE GANG OF SEVEN | 118-120 |
| PRESIDENT DR. RAY L. WATTS | 121 |
| DIRECTOR OF ATHLETICS MARK INGRAM | 122 |
| SENIOR STAFF | 123 |

FOOTBALL OPERATIONS CENTER TIMELINE

AUGUST 29, 2016
GROUNDBREAKING CEREMONY



The UAB Department of Athletics held a groundbreaking ceremony for the new Football Operations Center/ Legacy Pavilion on August 29.

OCTOBER 5, 2016
FOUNDATION LAID



Cement was poured on October 5 for the foundation of the Football Operations Center.

JANUARY 4, 2017
PROJECT GOES VERTICAL



Over winter break, MJ Harris Construction made advancements on the framework of the Football Operations Center.

SEPTEMBER 19, 2016
CONSTRUCTION BEGINS



Construction officially began on September 19 when Bulldozers started digging into the ground for the Football Operations Center.

OCTOBER 31, 2016
TURF FIELD CONSTRUCTION



Construction on the first of two turf practice fields begins. Once completely finished, the entire facility will have two turf fields and one grass field.



**MAY 4, 2017
MEDIA TOUR**



On May 4, Coach Clark provided a walking tour to over 25 media members of the Football Operations Center.

**FEBRUARY 6, 2017
LEGACY PAVILION BEGINS**



The pillars of Legacy Pavilion starting going up on February 6, 2017.

**MARCH 15, 2017
PAVILION FRAMEWORK COMPLETE**



The framework of Legacy Pavilion was completed on March 15 and construction on the roof began.

**JANUARY 26, 2017
1st TURF FIELD COMPLETE**



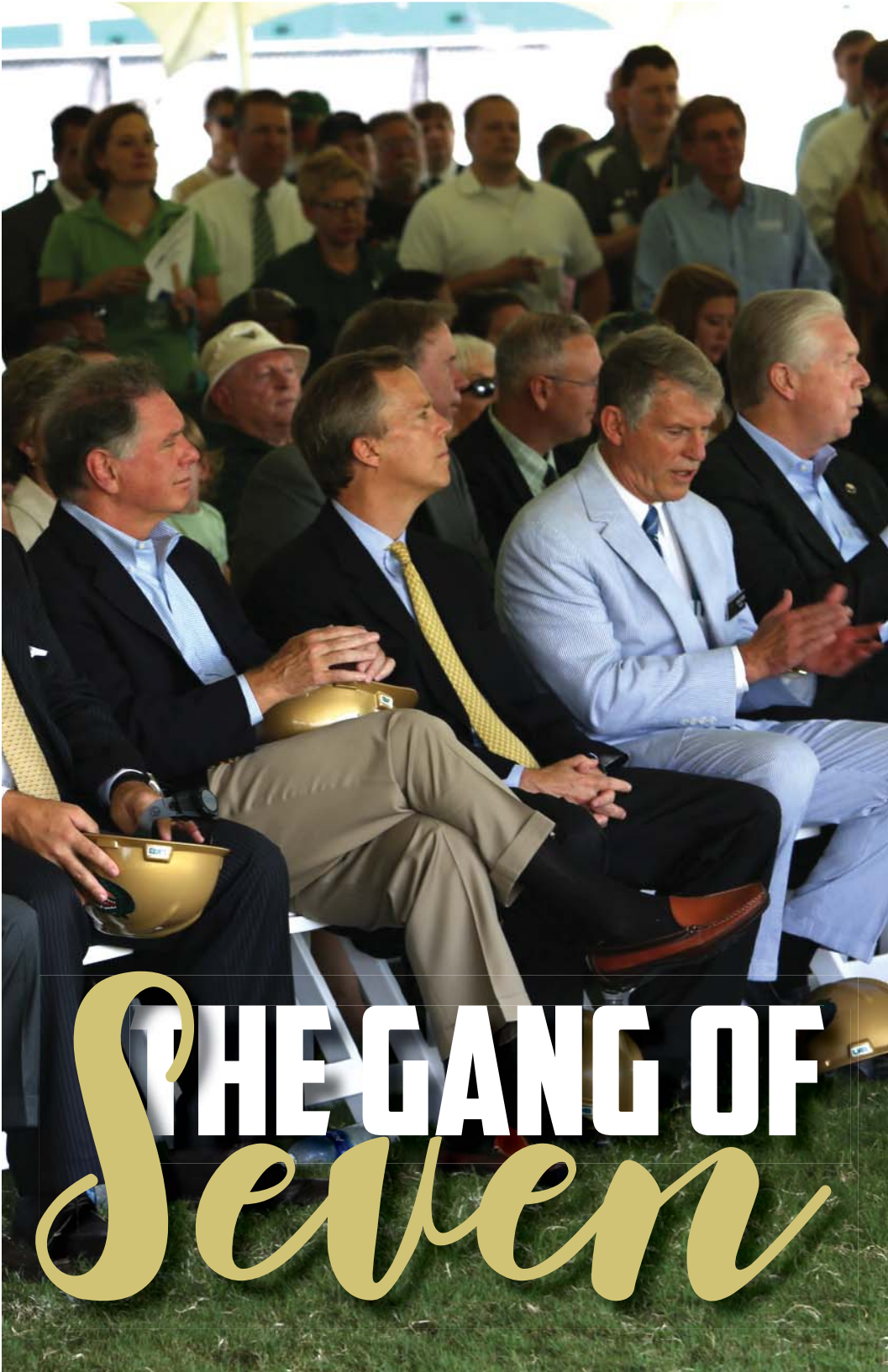
The first turf practice field was completed on January 26. The Blazers used this for Spring practice which began on Feb. 23.

**JUNE 1, 2017
LOGO INSTALLED AT PAVILION**



On June 1, MJ Harris put the finishing touches on the second turf field under Legacy Pavilion with adding the Blaze Head logo at the 50-yard line.





THE GANG OF *Seven*

THANK YOU Birmingham

The return of UAB Football has made national headlines while the Birmingham and college football communities have been captivated by the impact the business leaders have played in the return of the program.

Last summer, Hatton Smith, CEO emeritus of Royal Cup Coffee, partnered with Blazer Boosters, the fundraising arm of UAB Athletics, to assemble the UAB Athletics Campaign Committee. Smith was appointed the committee chair to raise additional funds, with an emphasis on facilities.

Smith, along with Tommy Brigham, Justin Craft, Mike Goodrich Jr., Miller Gorrie, Craft O'Neal and Robert Simon, rallied behind the premise that a strong UAB Athletics program is important for a vibrant Birmingham.

This executive committee, endearing themselves as the Gang of Seven, utilized their passion and influence to rally the Birmingham community and assemble an all-star lineup known as the UAB Athletics Campaign Committee.

The leadership group gathers bi-weekly at Another Broken Egg in Mountain Brook to review campaign updates and discuss strategies relative to making the fundraising calls necessary to ensure success.

"The UAB Athletics Campaign Committee's impact on Blazer Football and the entire Department of Athletics has been unprecedented," Director of Athletics Mark Ingram said. "Their passion and dedication has not only impacted UAB, but it has reenergized the entire city of Birmingham. Blazer Athletics is poised to reach new heights. The Campaign Committee and our countless donors have been very instrumental in this initiative."

The results have been incredible as the leadership committee has helped raise over \$20 million to date for the new Football Operations Center and Legacy Pavilion. This total includes a substantial personal donation pledge from the Gang of Seven to kick start the campaign.

"Blazer Football is vital for the growth of UAB and Birmingham. Our group feels strongly about engaging the Birmingham community and asking other corporate leaders to support the cause," Craft O'Neal said. "The response has been overwhelming and the success of this effort proves great things happen when community and business leaders pull together."

Including the \$17.2 million raised to reinstate the Blazer Football, Bowling and Rifle programs, the UAB Department of Athletics has raised over \$43 million during the last 15 months.

"This campaign is about making the community stronger, together," said Miller Gorrie. "Football is deeply rooted in the fabric of this city's cultural life, so our platform is UAB Football, but this story is about creating a stronger Birmingham."

"This is the most important initiative in our city's history over the last 50 years," Brigham added. "Success in athletics has proven to be a key component in the growth of undergraduate and graduate enrollment. For every 1,000 students at UAB, there is an economic impact of \$50 million annually, so from our standpoint, we are creating a new economy for Birmingham."

The UAB Athletics Campaign Committee will see their hard work come to fruition on September 2, 2017 when the Blazers make their triumphant return to the field against Alabama A&M. The state-of-the-art Football Operations Center opened in July of 2017 and is the new home to UAB Football offices, film rooms, weight room, players lounge and three practice fields.

"We are grateful for the outstanding work of the fundraising team which keeps building our momentum," head coach Bill Clark said. "Through the tremendous support of so many individuals and corporations, I am confident UAB Football is poised for unprecedented levels of success."



RAY L. WATTS

PRESIDENT

UAB '76

WASHINGTON UNIV. SCHOOL OF MEDICINE '80

MEDIA

TEAM

STAFF

PLAYERS

HISTORY

GREATER BHAM

Ray L. Watts, M.D., UAB's seventh president, has demonstrated visionary leadership in education, research and clinical care throughout his career.

A Birmingham native and graduate of West End High School, Dr. Watts earned a bachelor's degree in engineering at UAB in 1976. The collaborations he had with biomedical engineering students as an undergraduate inspired him to expand his career horizons and, four years later, he graduated from Washington University School of Medicine in St. Louis as valedictorian of his class.

Dr. Watts completed a neurology residency, medical internship, and clinical fellowships at Harvard Medical School and Massachusetts General Hospital, followed by a two-year medical staff fellowship at the National Institutes of Health. Before returning to UAB in 2003, he was part of a team that helped to create an internationally renowned research and clinical center for Parkinson's disease and other movement disorders at Emory University in Atlanta.

At UAB, Dr. Watts served as the John N. Whitaker Professor and Chairman of the Department of Neurology. There he led the development of an interdisciplinary research program aimed at translating scientific breakthroughs into promising new therapies for neurodegenerative diseases and played a key role in the establishment of the UAB Comprehensive Neuroscience Center. He also was named president of the University of Alabama Health Services Foundation.

In 2010, Dr. Watts accepted the position of Senior Vice President and Dean of the School of Medicine at UAB, and later was named to the James C. Lee Jr. Endowed Chair. As dean, Dr. Watts – in partnership with UAB Health System and Health Services Foundation leaders – initiated the AMC21 comprehensive strategic plan, encompassing education, research, clinical care and primary care. AMC21 aims to make UAB “the preferred academic medical center of the 21st century,” and has led to the recruitment of outstanding faculty, the launch of programs to accelerate research and drug discovery, and the development of a third regional medical campus in Montgomery, among other successes.

He has been tireless in his efforts to enhance medical student training—from increasing available scholarships to supporting Equal Access Birmingham, a volunteer organization in which students provide care to under-served patients—and to foster stronger relationships with medical alumni throughout the state.



“People want to invest in the future—in solutions that will have a real impact on our health, education and our economy,” Dr. Watts has said. “So the state and community want us to develop our ideas and capitalize on opportunities to lead. UAB can be one of the most dynamic and productive universities of the 21st century, and that is our vision.”

Dr. Watts and his wife Nancy, who worked at UAB as a nurse before retiring, have five grown children.



MARK INGRAM

DIRECTOR OF ATHLETICS

THIRD YEAR AT UAB
TENNESSEE '96

Mark Ingram, a veteran administrator with an extensive background in athletic development, was named UAB's Director of Athletics in May of 2015.

Ingram has guided the UAB Department of Athletics through its most unique and unprecedented era of collegiate athletics with the reinstatement of Football, Bowling and Rifle, while experiencing record-setting performances on the fundraising trail and in the classroom.

In two years under Ingram's leadership, the UAB Department of Athletics has:

- » Reinstated UAB Football, Rifle and Bowling
- » Raised more than \$43 million in cash and pledges for UAB Athletics
- » Received approval from the University of Alabama Board of Trustees for a \$22.5 million football practice facility, which includes a \$4.2 million sponsorship and naming agreement with Legacy Credit Union – the largest of its kind in UAB Athletics history
- » Received approval from the University of Alabama Board of Trustees for the expansion of UAB Softball's grandstands and pressbox
- » Fall of 2016 overall student-athlete GPA of 3.14, which is the highest ever on record, surpassing the Fall of 2015 GPA of 3.13, which also fell under Ingram's watch
- » The Blazers had 13 of their sports teams record a perfect 1,000 APR multiyear rate for the 2015-16 academic year
- » UAB student-athletes compiled 3,595 community service hours in 2015-16, which was the most in the program's history
- » Competitively, men's basketball won the 2015-16 C-USA regular season title. Softball won the 2016 C-USA Western Division regular season title
- » The 2016-17 season marked the seventh-consecutive season UAB has had representation in the Men's Golf NCAA Tournament.

Ingram helped engineer the 46,000 square foot Football Operations Center which features an open-air pavilion covering the turf practice field, making UAB a pioneer in this architectural design. The football project, along with the softball complex expansion, are just a few in Ingram's overall facilities master plan.

Along with a tremendous fundraising effort and facility upgrades, Ingram also played an instrumental part in helping the 2017 Conference USA Men's and Women's Basketball Championships return to Birmingham for a third straight year.

Prior to arriving in the Magic City, Ingram was most recently the Associate Vice President/Executive Senior Associate Athletics Director at Temple University.

Ingram spent three years at Temple and two as Associate Vice President/Executive Senior Associate Athletics Director. He served as sport administrator for Men's Golf and Women's Lacrosse. Ingram joined Temple from the University of Tennessee, where he was Senior Associate Athletic Director.

In five years at Tennessee, his alma mater where he was a two-year starter for the Vol's football team, Ingram was responsible for the planning and strategy for the department's Capital Campaign that raised \$336 million during his tenure.

Before joining the Tennessee staff, he served as Assistant Athletics Director for Development at the University of Georgia for two years and Assistant Athletics Director for Development at the University of Missouri.

Ingram, a Winston-Salem, N.C., native, graduated from the University of Tennessee in 1996 with a bachelor's degree in sports management and minors in business and psychology. As a student-athlete, Ingram was a two-time Academic All-SEC honoree and was twice awarded the Volunteer award, given to the most valuable player who was formerly a walk-on. Also a member of the SEC Good Works Team, Ingram earned his master's degree in sport administration from Tennessee in 1997.

Ingram and his wife Amy have four children: John, Anne Lauren, Charlie and Audrey.

SENIOR STAFF



DAN CARLSON
Senior Associate AD - Administration



BRAD HARDEKOPF
Senior Associate AD - External Affairs



BRYANT CARTER
Senior Associate AD - CFO



TED FEELEY
Associate AD - Communications



COREY BRAY
Associate AD - Compliance



TIMOTHY GARNER
Associate AD - Financial Affairs



ERIN KRAEBBER
Associate AD - Marketing



BRYAN KOCH
Associate AD - Sports Medicine



FERNANDEZ WEST
Associate AD - Student-Athlete Services



MATT WILDT
Associate AD - Ticketing



REID ADAIR
Assistant AD - Operations & Facilities



DR. FRANK MESSINA
Faculty Athletics Representative

MEDIA

TEAM

STAFF

PLAYERS

HISTORY

GREATER BHAM





*Congratulations
Roddy!*

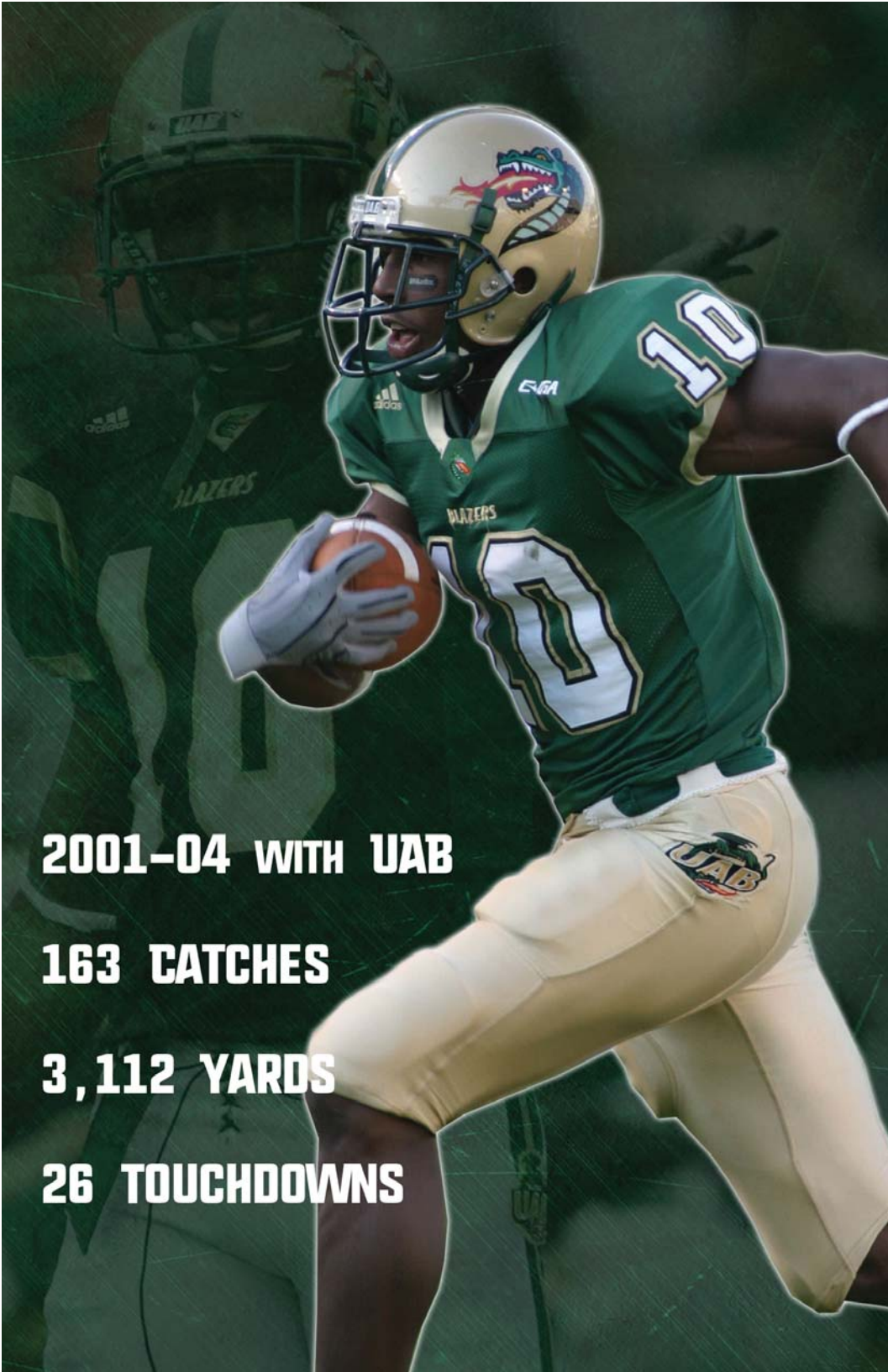
2005-15 WITH ATLANTA

171 GAMES PLAYED

808 CATCHES

10,863 YARDS

63 TOUCHDOWNS



2001-04 WITH UAB

163 CATCHES

3,112 YARDS

26 TOUCHDOWNS

2017 SCHEDULE



9/2
Alabama A&M
LEGION FIELD



9/9
Ball State
MUNCIE, IN



9/16
Coastal Carolina
LEGION FIELD



9/23
North Texas
DENTON, TX



10/7
Louisiana Tech
LEGION FIELD



10/14
MTSU
LEGION FIELD



10/21
Charlotte
CHARLOTTE, NC



10/28
Southern Miss
HATTIESBURG, MS



11/4
Rice
LEGION FIELD



11/11
UTSA
SAN ANTONIO, TX



11/18
Florida
GAINESVILLE, FL



11/25
UTEP
LEGION FIELD

COACH
BILL CLARK

FOR MORE INFORMATION:

UABSports.com



#GREATERBHAM