

Our Town. Our Team.

f Blue Raider Athletics @MTAthletics @MT_FB



RICHE JAMES

HC RICK STOCKSTILL

DJ SANDERS

BRENT STOCKSTILL

MT

2017

MIDDLE TENNESSEE

GoBlueRaiders.com



QUICK FACTS

University Information

Location Murfreesboro, TN 37132
 Founded 1911
 Enrollment 22,050
 Conference Conference USA
 Nickname Blue Raiders
 Colors Royal Blue and White
 President Sidney A. McPhee (Prairie View, 1976)
 AD Chris Massaro (Northern Colorado, 1983)
 Faculty Representative Terry Whiteside
 NCAA Division FBS (17 sports; 8M/9W)
 Band Band of Blue

Football Information

First Year of Football 1911
 First Year of I-A (FBS) Football 1999
 Overall Record (Years) 566-418-28 (102)
 Bowl Game Record 3-7
 Last Postseason Appearance 2016 (Hawaii Bowl)
 Stadium Johnny "Red" Floyd (Horace Jones Field)
 Year Opened 1933
 Capacity 30,788
 Playing Surface: Synthetic Turf, 2014
 2016 Record 8-5 (5-3 C-USA/3rd in East)
 Offense Multiple
 Defense 4-3 Multiple
 Lettermen Returning/Lost 38/22
 Lettermen Lost 11 offense, 10 defense, 1 specialists
 Lettermen Ret. 18 offense, 17 defense, 3 specialist
 Offensive Starters Returning/Lost 6/5
 Defensive Starters Returning/Lost 6/5

Football Staff

Head Coach Rick Stockstill (Florida State, 1982)
 MT Record: 72-66
 Career Record: Same
 Offensive Coordinator/QBs Tony Franklin
 Recruiting Coordinator/CBs Steve Ellis
 Defensive Coordinator/Safeties Scott Shafer
 Defensive Line Tommy West
 Wide Receivers Austin Silvoy
 Offensive Line Rick Mallory
 Running Backs Jeff Beckles
 Linebackers Siriki Diabate
 Off. Tackles/Run Game Coord./Special Teams Coord. .. Mike Polly
 Director of Football Operations Brent Brock
 Director of Player Personnel Will Redmond
 Strength and Conditioning Coach Jason Spray
 Athletic Trainer Keith Bunch
 Video Coordinator Erik Bartlett
 Equipment Manager Larry Maples
 Offensive GA Nolan Genovese
 Offensive GA Wolfgang Shafer
 Defensive GA Dustin Royston
 Defensive GA Jordan Frost-Dixon
 Quality Control Tyler Boyles
 Quality Control Robert Barbiberi



MIDDLE TENNESSEE ATHLETIC COMMUNICATIONS

MTSU Box 20
 Murfreesboro, TN 37132
 615.898.2968
 GoBlueRaiders.com

CREDITS

Editorial: The 2017 Media Information Guide is a product of the Athletic Communications Office and was written, edited, and designed by Mark Owens. Covers and divider pages designed by Brent Beerends.

Mission Statement: The MTSU athletic program promotes excellence in athletics and provides academic and athletic opportunities for every student-athlete, the University, and the community. Building on tradition, the program advances the University's regional and national stature and creates opportunities for innovative partnerships throughout the region. Middle Tennessee State University continually works to maximize human, financial, and physical resources to create and heighten the quality of its sports programs.

0617-4528 / Middle Tennessee State University is an AA/EEO employer and does not discriminate on the basis of race, color, national origin, sex, disability, or age in its program and activities. The following person has been designated to handle inquiries regarding the non-discrimination policies: Executive Director of Institutional Equity and Compliance, 1301 E. Main Street, CAB 220, Murfreesboro, TN, 37132; 615-898-2185

2017 SCHEDULE

| Date | Opponent | Time | TV | Series |
|----------|-------------------------|---------|----------------|------------------|
| Sept. 2 | VANDERBILT | 7 PM | CBS SN | VU leads 14-3 |
| Sept. 9 | at Syracuse | 2:30 PM | ACC Net. Extra | First Meeting |
| Sept. 16 | at Minnesota | 2:30 PM | BTN | UM leads 2-0 |
| Sept. 23 | BOWLING GREEN | 6:00 PM | ESPN3 | MT leads 1-0 |
| Sept. 30 | *at FAU | 6 PM | Stadium | MT leads 11-3 |
| Oct. 7 | * FIU | 2 PM | ESPN3 | MT leads 8-4 |
| Oct. 14 | *at UAB | 5:30 PM | beINSports | MT leads 3-2 |
| Oct. 20 | * MARSHALL | 6 PM | ESPN2 | MU leads 4-2 |
| Nov. 4 | * UTEP | 6:30 PM | beINSports | Tied 1-1 |
| Nov. 11 | *at Charlotte | 1 PM | ESPN3 | MT leads 2-0 |
| Nov. 17 | *at WKU | 7 PM | CBS SN | MT leads 34-31-1 |
| Nov. 25 | * OLD DOMINION | 2 PM | ESPN3 | MT leads 1-0 |
| Dec. 2 | C-USA Championship Game | | | |

*Conference USA Games

6TH LONGEST TENURED ACTIVE COACH IN FBS

97% GRADUATION RATE

**2-TIME
'06 & '09 CONFERENCE COACH OF THE YEAR**



'06 DAMON NICKSON (SECOND TEAM ALL-AMERICAN), '07 DWIGHT DASHER (IHM FRESHMAN ALL-AMERICAN),
'09 CHRIS MCCOY (IHM ALL-AMERICAN), '10 JEREMY KELLEM (ACADEMIC ALL-AMERICAN), '12 KEVIN BYARD (FRESHMAN ALL-AMERICAN),
'15 BRENT STOCKSTILL (FRESHMAN ALL-AMERICAN), '15 RICHIE JAMES (FRESHMAN ALL-AMERICAN), '16 TY LEE (FRESHMAN ALL-AMERICAN)

ALL-AMERICANS 8



6 BOWL GAMES

BOWL ELIGIBLE 8 OF 11 YEARS

Rick Stockstill

HC RICK STOCKSTILL

12TH YEAR AT MIDDLE TENNESSEE



DRAFT PICKS 5



ERIK WALDEN

CHRIS MCCOY

ROD ISSAC

JIMMY STATEN

KEVIN BYARD



MIDDLE TENNESSEE FOOTBALL GRADUATES

NATIONAL PLAYER OF THE WEEK HONORS



DAMON NICKSON

BRONCO NAGURSKI NATIONAL DEFENSIVE PLAYER OF THE WEEK (2006)
WALTER CAMP NATIONAL DEFENSIVE PLAYER OF THE WEEK (2006)



PHILLIP TANNER

WALTER CAMP NATIONAL OFFENSIVE PLAYER OF THE WEEK (2008)



BENNY CUNNINGHAM

AT&T ALL AMERICA NATIONAL PLAYER OF THE WEEK (2012)

CONTACT INFORMATION

AddressAthletic Communications
Middle Tennessee
1500 Greenland Drive
Murfreesboro, TN 37132

Athletic Communications Phone 615.898.2968
Athletic Communications Fax 615.898.5626
Press Box Phone 615.898.2312
Football Office Phone 615.898.2926
Ticket Office Phone... 615.898.2103 or 1.888.YES.MTSU
Athletic Department Phone..... 615.898.2450
Twitter @MTAthletics, @MT_FB
Facebook Blue Raider Athletics

Associate AD/Athletic Communications

Mark Owens (Virginia Tech, 1989)
Office: 615.898.5057
Home: 615.631.9520
Cell: 615.631.9520
E-mail: owens@goblueraiders.com
Twitter: @markowens5

Associate Director

Tony Stinnett (Middle Tennessee, 1990)
Office: 615.898.5270
Home: 615.631.9521
Cell: 615.631.9521
E-mail: stinnett@goblueraiders.com

Assistant Director

Eric Beovich (Mississippi State, 2015)
Office: 615.904.8115
Home: 850.723.8134
Cell: 850.723.8134
E-mail: beovich@goblueraiders.com

Media Specialist

Nathan Wallach (Middle Tennessee, 2009)
Office: 615.904.8115
Home: 615.403.6424
Cell: 615.403.6424
E-mail: wallach@goblueraiders.com

Social Media Coordinator/Photographer

Brent Beerends (William Penn, 2011)
Office: 615-494-8653
Home: 641-780-7005
Cell: 641-780-7005
E-mail: beerends@goblueraiders.com

Interns

Brendan English
(volleyball, secondary
women's basketball, M/W Track)

Dominic LoBianco
(tertiary football, baseball, secondary men's basketball)

Janelle Johnson
(Softball, M/W Cross Country, Social Media)

Jessica Watts (Video Intern)

Josh Vardaman
Staff Writer

Matt Posey, Student Assistant (M&W Tennis)
Tyler Lamb (Student Multi-media)

ATHLETIC COMMUNICATIONS STAFF



MARK OWENS
Associate AD/Communications



TONY STINNETT
Associate Director



ERIC BEOVICH
Assistant Director



NATHAN WALLACH
Media Specialist/Video



BRENT BEERENDS
Social Media Coord./Photographer

DIRECTIONS TO FLOYD STADIUM

From Nashville International Airport: Enter Briley Parkway continuing south to the Interstate 24 junction. Take I-24 East to Exit 76; turn left and follow Medical Center Parkway to Memorial Boulevard. Go left on Memorial to Clark Boulevard. Turn right on Clark Boulevard (at BP station). Follow Clark Blvd. (which becomes Middle Tennessee Boulevard) to intersection at Greenland Drive. Turn left on Greenland Drive. Murphy Center and Floyd Stadium are located just to the right.

From Nashville: From I-24 East, take Exit 76; turn left and follow Medical Center Parkway to Memorial Boulevard. Go left on Memorial to Clark Boulevard. Turn right on Clark Boulevard (at BP station). Follow Clark Blvd. (which becomes Middle Tennessee Boulevard) to intersection at Greenland Drive. Turn left on Greenland Drive. Murphy Center and Floyd Stadium are located just to the right.

From Chattanooga: Take I-24 West to Exit 81; follow U.S. Highway 231 North to Middle Tennessee Boulevard to intersection at Greenland Drive. Turn right onto Greenland Drive. The Greenland Drive parking lot is located to the right.

From Knoxville: Take I-40 West to Lebanon and exit onto U.S. Highway 231 South and follow approximately 25 miles to Clark Boulevard in Murfreesboro; turn left on Clark Boulevard. Follow Clark Blvd. (which becomes Middle Tennessee Boulevard) to intersection at Greenland Drive. Turn left on Greenland Drive. Murphy Center and Floyd Stadium are located just to the right.

From Birmingham, AL: Take I-65 North to the 840 exit. Follow Highway 96 East to Murfreesboro. Continue east on 96 until Clark Boulevard intersection; turn right on Clark Blvd. (which becomes Middle Tennessee Boulevard) to intersection at Greenland Drive. Turn left on Greenland Drive. Murphy Center and Floyd Stadium are located just to the right.

BLUE RAIDER NETWORK

Blue Raider football is on the air! The 2017 football season marks the 11th year of the Blue Raider Network under the umbrella of a joint venture between Middle Tennessee athletics and Learfield Sports Marketing.

The Blue Raider Network, which actually debuted in the early 1960s, is blessed with three major outlets for football and men's basketball, including ESPN Nashville 102.5 The Game in Nashville and 97.5 The Game in Murfreesboro, NewsRadio WGNS AM-FM (1450/100.5/101.9), and Middle Tennessee's public radio station WMOT-FM (89.5).

The combination of these three stations provides coverage to MT sports fans in a 100-mile radius of Murfreesboro. ESPN Nashville The Game and Game 2 provide a strong signal to the northern half of middle Tennessee and into southern Kentucky.

WGNS and 102.5 The Game will carry all Blue Raider football and men's basketball games along with the Rick Stockstill and Kermit Davis radio shows.

WGNS, which made its return to carrying MT athletics in 2005, blankets the local area by reaching to McMinnville to the east, Columbia to the west, and Gallatin to the north. The locally-owned station carried its first MT broadcast back in 1947.

Campus station WMOT 89.5 FM will also broadcast football and men's and women's basketball games for Middle Tennessee in 2017-18. WMOT, a 100,000-watt station, reaches beyond Bowling Green, Ky., to the north, Cookeville, Tenn., to the east, the Tennessee River in the west, and Huntsville, Ala. to the south.

Chip Walters returns for his ninth season as the Voice of the Blue Raiders and his 27th year as a member of the Blue Raider Network broadcast crew. He will be joined in the football booth this season by record-setting Blue Raider quarterback and Hall of Fame member Wes Counts. Counts' insight drew attention in 2015 when he worked a couple of games, including the Bahamas Bowl, and will now be the full-time analyst for the second full season in a row. Former Blue Raider assistant coach Kyle Turnham will return as Walters' on-air partner for Blue Raider Basketball to provide his well-prepared insight. The Old Pro, Dick Palmer, will be back on the mic for Lady Raider hoops and will be joined by Duane Hickey for the home broadcasts. Palmer's Blue Raider Network career dates back to 1981 when he took over the play-by-play duties from the legendary Monte Hale. Palmer and Hickey will also handle pre-game and post-game football duties on the network.

All Blue Raider football, men's and women's basketball, and baseball broadcasts can also be heard on the Internet at GoBlueRaiders.com and on the Blue Raider Gameday App.

THE NETWORK

WMOT FM 89.5 (Murfreesboro)
WGNS AM 1450 (Murfreesboro)
WGNS FM 100.5 (Murfreesboro)
WGNS FM 101.9 (Murfreesboro)
WPRT FM 102.5 (Nashville)

RICK STOCKSTILL RADIO SHOW

The Blue Raider Network carries Rick Stockstill LIVE on WMOT, WPRT, and WGNS AM-FM each Monday night prior to a game from 7:00 to 8:00 PM. The show originates from Sam's All-American Sports Grill in Murfreesboro during the season and is open to the public.

COVERING MT

Weekly Press Conference

Coach Stockstill will conduct a weekly press conference each Monday prior to a Middle Tennessee game. The conference, which will be shown live on GoBlueRaiders.com, will begin at 10:30 AM CST and will take place in the Kennon Sports Hall of Fame building. Following Stockstill's comments there will be selected players available for interviews with the media.

Practice Coverage

During preseason camp in August and during the regular season, Middle Tennessee practices are closed to the public and media. Media wishing to conduct interviews with coaches or players can come to the conclusion of practice and the Athletic Communications Office will set up any requested interview. Please let the Athletic Communications Staff know in advance if you plan to come to practice at the end of the day.

Stockstill Interviews

All interviews with Coach Stockstill should be directed through the Athletic Communications Office.

Player Interviews

During the week of games, all player interviews must be conducted by the end of practice on Wednesday. Please request interviews at least 24 hours in advance and go through the Athletic Communications Office.

GAMEDAY INFO

Working Credentials

Arrangements for media credentials for the 2017 football season should be directed to the Athletic Communications Office. Requests by accredited media members should be made in writing and submitted on company letterhead or via email to Mark Owens. Priority issuance of credentials will be given to daily newspapers and television stations that cover Blue Raider football on a regular basis. Student publications will be limited to one working credential and one sideline photo pass. Other credential requests will be fulfilled on a space-available basis.

Press Parking

Parking space can be reserved with a request received by Middle Tennessee's Athletic Communications Office at least one working day prior to the game. The athletic communications office will send out parking directions in advance of the game. Satellite trucks will park on the north side of the pressbox and will enter off Middle Tennessee Boulevard just before the Faulkinberry Road entrance.

Photographers

Only accredited photographers on assignment from recognized media outlets will be issued sideline credentials. In accordance with NCAA rules, no freelance photographers will be admitted to the sidelines or press box camera deck. NCAA rules limit shooting to outside the restraining line enclosing the playing field and outside the 25-yard lines (the team areas). A photographer work room will be set up for each game with directions to the area set up outside Gate 2 of the stadium. The room is inside Murphy Center and internet access will be available.

Media Will-Call

A media will-call window will be operated on game days at Floyd Stadium for the distribution of credentials that have not yet been picked up or mailed out. The designated pickup area is located at Gate 1A (southwest corner of stadium on Faulkinberry Drive).

Radio Coverage

Radio broadcast permission must be obtained in advance, along with Press Box reservations. Middle Tennessee maintains two courtesy lines, an ISDN line and a dry pair line for use by schools who can provide reciprocal arrangements for the Blue Raider Network.

MEDIA SERVICES

Collegepressbox.com is the official media website for Division I football. Access and download weekly game notes, quotes, statistics, media guides, headshots, logos and more for the conference and each of its member schools. Login information will be distributed to accredited media or you can apply for a password by sending an e-mail to password@collegepressbox.com.

Press Box Services

Complete individual and team statistics, play-by-play, and postgame quotes will be available to the media following each game. One hour prior to kickoff, media packets containing game programs, flipcards, updated stats, and game notes will be distributed in the media working area. Live running statistics will also be available via statbroadcast and on the internet at GoBlueRaiders.com during the game. It is recommended for all media to bring a laptop or tablet if they want to view live statistics. A pregame meal is served in the dining area of the press box 90 minutes before kickoff.

Internet Access

The Floyd Stadium press box is equipped with high-speed wireless Internet. Media wishing to utilize the wireless Internet simply need to click on the Internet and use the Guest option located at the bottom of the screen. A number of Ethernet lines are also available, and media members are encouraged to bring their own cable.

Internet Guidelines

The acceptance of media credentials is an acknowledgement of Middle Tennessee's rights to the game and play-by-play coverage and an outlet's agreement to abide by any restrictions Middle Tennessee may place on real-time play-by-play coverage and use of comprehensive game statistics. Failure to abide by these restrictions implemented by MT may result in revocation of press credentials.

Middle Tennessee reserves the right to grant approval for distribution of real-time play-by-play, game-related statistics and information through the Internet ("real time" is defined as any online media providing live, continual play-by-play coverage; in-game statistics; digital photographs; or audio or video of an event).

Postgame Interviews

After a 10-minute cooling off period, requested players and Coach Stockstill will be made available to members of the media. The Blue Raider locker room is CLOSED both at home and on the road. At home, interviews will be conducted in the Green Room located in the southeast corner of Murphy Center. On the road, requested players and Coach Stockstill will be brought to a designated area outside the locker room.



VANDERBILT

Game 1 • Sept. 2 • Floyd Stadium

General Information

Location: Nashville, Tenn. **Founded:** 1873
Enrollment: 6,883 **Colors:** Black and Gold
Nickname: Commodores **Series:** VU leads 14-3
Conference: SEC **Stadium:** Vanderbilt (40,350)
Head Coach: Derek Mason (Northern Arizona, 1993)
Record at VU: 13-24 (4th) **Overall:** Same
2016 Record: 6-7 (3-5) **2016 Bowl:** Independence
Starters Ret./Lost: 16/6 **Lettermen R/L:** 43/19

Athletic Communications Office

FB Contact: Larry Leathers (larry.leathers@vanderbilt.edu)
Office: 615.343.6437 **Cell:** 615.480.8226
Web site: www.VUCommodores.com

BOWLING GREEN

Game 4 • Sept. 23 • Floyd Stadium

General Information

Location: Bowling Green, OH **Founded:** 1910
Enrollment: 19,000 **Colors:** Orange and Brown
Nickname: Falcons **Series:** MT leads 1-0
Conference: MAC **Stadium:** Doyt Perry (24,000)
Head Coach: Mike Jinks (Angelo State, 1994)
Record at BGSU: 4-8 (2nd) **Overall:** Same
2016 Record: 4-8 (3-5) **2016 Bowl:** None
Starters Ret./Lost: 12/10 **Lettermen R/L:** 43/15

Athletic Communications Office

FB Contact: Jason Knavel (jknavel@bgsu.edu)
Office: 419.372.7075 **Cell:** 814.464.5009
Web site: www.BGSUFalcons.com

UAB

Game 7 • Oct. 14 • Memorial Stadium

General Information

Location: Birmingham, AL **Founded:** 1969
Enrollment: 19,535 **Colors:** Green and Gold
Nickname: Blazers **Series:** MT leads 3-2
Conference: Conference USA **Stadium:** Legion Field (72,000)
Head Coach: Bill Clark (Jacksonville State, 1990)
Record at UAB: 6-6 (2nd) **Overall:** 17-10 (3rd)
2016 Record: NA **2016 Bowl:** None
Starters Ret./Lost: NA **Lettermen R/L:** NA

Athletic Communications Office

FB Contact: Ted Feeley (tfeeley@uab.edu)
Office: 205.934.0730 **Cell:** 205.704.4147
Web site: www.UABsports.com

CHARLOTTE

Game 10 • Nov. 11 • Richardson Stadium

General Information

Location: Charlotte, N.C. **Founded:** 1946
Enrollment: 28,062 **Colors:** Green and White
Nickname: 49ers **Series:** MT leads 2-0
Conference: Conference USA **Stadium:** Jerry Richardson (15,314)
Head Coach: Brad Lambert (Kansas State, 1987)
Record at CHA: 16-30 (5th) **Overall:** Same
2016 Record: 4-8 (3-5) **2016 Bowl:** None
Starters Ret./Lost: 14/12 **Lettermen R/L:** 44/27

Athletic Communications Office

FB Contact: Tom Whitestone (tewhites@uncc.edu)
Office: 704.687.1022 **Cell:** 980.253.4951
Web site: www.charlotte49ers.com

SYRACUSE

Game 2 • Sept. 9 • Carrier Dome

General Information

Location: Syracuse, NY **Founded:** 1870
Enrollment: 14,362 **Colors:** Orange and White
Nickname: Orange **Series:** First Meeting
Conference: ACC **Stadium:** Carrier Dome (49,262)
Head Coach: Dino Babers (Hawaii, 1984)
Record at SU: 4-8 (2nd) **Overall:** 41-24 (6th)
2016 Record: 4-8 (2-6) **2016 Bowl:** None
Starters Ret./Lost: 21/3 **Lettermen R/L:** 42/18

Athletic Communications Office

FB Contact: Mike Morrison (mdmorriss@syr.edu)
Office: 315.443.2608 **Cell:** 315.952.4809
Web site: www.Cuse.com

FAU

Game 5 • Sept. 30 • FAU Stadium

General Information

Location: Boca Raton, Fla. **Founded:** 1961
Enrollment: 30,000 **Colors:** Blue and Red
Nickname: Owls **Series:** MT leads 11-3
Conference: Conference USA **Stadium:** FAU Stadium (29,495)
Head Coach: Lane Kiffin (Fresno State, 1996)
Record at FAU: 0-0 (1st) **Overall:** 35-21 (6th)
2016 Record: 3-9 (2-6) **2016 Bowl:** None
Starters Ret./Lost: 21/5 **Lettermen R/L:** 32/20

Athletic Communications Office

FB Contact: Katrina McCormack (kmcormi@fau.edu)
Office: 561.297.3163 **Cell:** 561.251.5588
Web site: www.FAUSports.com

MARSHALL

Game 8 • Oct. 20 • Floyd Stadium

General Information

Location: Huntington, W.Va. **Founded:** 1837
Enrollment: 14,000 **Colors:** Green and White
Nickname: Thundering Herd **Series:** Marshall leads 4-2
Conference: Conference USA **Stadium:** Joan Edwards (38,227)
Head Coach: Doc Holliday (West Virginia, 1979)
Record at Marshall: 53-37 (8th) **Overall:** Same
2016 Record: 3-9 (2-6) **2016 Bowl:** None
Starters Ret./Lost: 15/11 **Lettermen R/L:** 52/20

Athletic Communications Office

FB Contact: Jason Corriher (corriher@marshall.edu)
Office: 304.696.4660 **Cell:** 740.331.1497
Web site: www.HerdZone.com

WKU

Game 11 • Nov. 17 • Houchens Stadium

General Information

Location: Bowling Green, Ky. **Founded:** 1906
Enrollment: 20,178 **Colors:** Red and White
Nickname: Hilltoppers **Series:** MT leads 34-31-1
Conference: Conference USA **Stadium:** Houchens (22,113)
Head Coach: Mike Sanford (Boise State, 2005)
Record at WKU: 0-0 (1st) **Overall:** Same
2016 Record: 11-3 (7-1) **2016 Bowl:** Boca Raton
Starters Ret./Lost: 14/12 **Lettermen R/L:** 52/23

Athletic Communications Office

FB Contact: Kyle Neaves (kyle.neaves@wku.edu)
Office: 270.745.3756 **Cell:** 228.424.6921
Web site: www.WKUSports.com

MINNESOTA

Game 3 • Sept. 16 • TCF Bank Stadium

General Information

Location: Minneapolis, Minn. **Founded:** 1851
Enrollment: 51,147 **Colors:** Maroon and Gold
Nickname: Golden Gophers **Series:** UM leads 2-0
Conference: Big Ten **Stadium:** TCF Bank (50,850)
Head Coach: P.J. Fleck (Northern Illinois, 2004)
Record at UM: 0-0 (1st) **Overall:** 30-22 (5th)
2016 Record: 9-4 (5-4) **2016 Bowl:** Holiday
Starters Ret./Lost: 14/8 **Lettermen R/L:** 45/26

Athletic Communications Office

FB Contact: Paul Rovnak (psrovnak@umn.edu)
Office: 612.625.9379 **Cell:** 651.592.5741
Web site: www.GopherSports.com

FIU

Game 6 • Oct. 7 • Floyd Stadium

General Information

Location: Miami, Fla. **Founded:** 1965
Enrollment: 54,000 **Colors:** Blue and Gold
Nickname: Panthers **Series:** MT leads 8-4
Conference: Conference USA **Stadium:** Riccardo Silva (20,000)
Head Coach: Butch Davis (Arkansas, 1974)
Record at FIU: 0-0 (1st) **Overall:** 79-43 (10th)
2016 Record: 4-8 (4-4) **2016 Bowl:** None
Starters Ret./Lost: 18/7 **Lettermen R/L:** 57/17

Athletic Communications Office

FB Contact: TBA
Office: 305.348.3164 **Cell:** TBA
Web site: www.FIUSports.com

UTEP

Game 9 • Nov. 4 • Floyd Stadium

General Information

Location: El Paso, TX **Founded:** 1914
Enrollment: 23,400 **Colors:** Dark Blue & Orange
Nickname: Miners **Series:** Tied 1-1
Conference: Conference USA **Stadium:** Sun Bowl (51,500)
Head Coach: Sean Kugler (UTEP, 1989)
Record at UTEP: 18-31 (5th) **Overall:** Same
2016 Record: 4-8 (2-6) **2016 Bowl:** None
Starters Ret./Lost: 16/10 **Lettermen R/L:** 44/26

Athletic Communications Office

FB Contact: Denise Mata (mdmata@utep.edu)
Office: 915.747.6653 **Cell:** 915.820.2458
Web site: www.UTEPAthletics.com

OLD DOMINION

Game 12 • Nov. 25 • Floyd Stadium

General Information

Location: Norfolk, VA **Founded:** 1930
Enrollment: 24,683 **Colors:** Blue and Silver
Nickname: Monarchs **Series:** MT leads 1-0
Conference: Conference USA **Stadium:** S.B. Ballard (20,118)
Head Coach: Bobby Wilder (Maine, 1987)
Record at ODU: 67-30 (9th) **Overall:** Same
2016 Record: 10-3 (7-1) **2016 Bowl:** Bahamas
Starters Ret./Lost: 18/7 **Lettermen R/L:** 46/15

Athletic Communications Office

FB Contact: Eric Bohannon (ebohanno@odu.edu)
Office: 757.683.3374 **Cell:** 757.375.0244
Web site: www.ODUSports.com



C-USA FOOTBALL CHAMPIONSHIP GAME

Saturday, December 2

Time: TBA

ESPN or ESPN 2

Conference USA will host its 13th football championship game in 2017.

The event is slated for Saturday, December 2, and will be televised by ESPN or ESPN 2. The team with the highest league winning percentage will serve as host site for the game.

The title game will feature champions from the East and West divisions of the league. Seven different schools have hosted the first 12 championship games.

WKU became just the second team in league history to win back-to-back Conference USA Football Championship Games last season, defeating Louisiana Tech, 58-44, in the highest scoring conference championship game in FBS history. In 2015, WKU became the first league school to go undefeated in C-USA play and then win the Championship Game, defeating Southern Miss, 45-28. Marshall took its first C-USA title in 2014 with a triumph over Louisiana Tech in Huntington, W. Va. In 2013, Rice won its first C-USA Football title with a victory over Marshall at Rice Stadium. Southern Miss won the 2011 C-USA Championship, when the nationally-ranked Golden Eagles defeated previously undefeated Houston on the Cougars home field. Former members East Carolina, Tulsa and UCF each won two championship games, while Houston claimed one crown.

| Year | Champion (C-USA Record) |
|------|-------------------------|
| 2016 | WKU (7-1) |
| 2015 | WKU (8-0) |
| 2014 | Marshall (7-1) |
| 2013 | Rice (7-1) |
| 2012 | Tulsa (7-1) |
| 2011 | Southern Miss (7-1) |
| 2010 | UCF (7-1) |
| 2009 | East Carolina (6-2) |

| | |
|------|---------------------|
| 2008 | East Carolina (6-2) |
| 2007 | UCF (7-1) |
| 2006 | Houston (7-1) |
| 2005 | Tulsa (6-2) |
| 2004 | Louisville (8-0) |
| 2003 | Southern Miss (8-0) |
| 2002 | TCU (6-2) |
| | Cincinnati (6-2) |
| 2001 | Louisville (6-1) |
| 2000 | Louisville (6-1) |
| 1999 | Southern Miss (6-0) |
| 1998 | Tulane (6-0) |
| 1997 | Southern Miss (6-0) |
| 1996 | Houston (4-1) |
| | Southern Miss (4-1) |

C-USA TIEBREAKER

Home field for the C-USA Championship Game will be

DIVISIONS

WEST
LOUISIANA TECH
NORTH TEXAS
RICE
SOUTHERN MISS
UAB
UTEP
UTSA

EAST
CHARLOTTE
FIU
FLORIDA ATLANTIC
MARSHALL
MIDDLE TENNESSEE
OLD DOMINION
WKU

awarded to the team that posts the highest regular season winning percentage against conference opposition. The first tiebreaker is the winner of a head-to-head match-up. Additional tie-breakers are in place if the teams did not meet.

MEDIA CREDENTIALS

Members of the media that wish to cover the C-USA Championship game will be required to request credentials through the league's online credential application system available at conferenceusa.com/Media Center.

Details about the C-USA Championship Game will be available throughout the season on conferenceusa.com. For additional information, please contact C-USA Media Relations at 214/774-1300.

C-USA STADIUMS

Charlotte: Jerry Richardson Stadium (16,000)
FIU: Riccardo Silva Stadium (20,000)
Florida Atlantic: FAU Stadium (29,419)
Louisiana Tech: Joe Aillet Stadium (28,019)
Marshall: Joan C. Edwards Stadium (38,019)
Middle Tennessee: Johnny "Red" Floyd Stadium (30,788)
North Texas: Apogee Stadium (30,850)
Old Dominion: Foreman Field at S.B. Ballard Stadium (20,068)
Rice: Rice Stadium (47,000)
Southern Miss: M.M. Roberts Stadium (36,000)
UAB: Legion Field (72,000)
UTEP: Sun Bowl (51,500)
UTSA: Alamodome (36,582)
WKU: Houchens Industries/L.T. Smith Stadium (22,113)



2017 PRIMARY AGREEMENTS

2017 SECONDARY AGREEMENT



C-USA BOWL OVERVIEW 2017-2019

Conference USA will have nine bowl affiliations through the 2019 season, securing a minimum of five berths annually and offering fans a number of great destinations across America and beyond.

Conference USA has agreements with two bowls in the state of Florida: the Boca Raton Bowl and the St. Petersburg Bowl, along with an agreement with the Bahamas Bowl near the coast of the Sunshine State. C-USA maintains longtime relationships with the Zaxby's Heart of Dallas Bowl and the R+L Carriers New Orleans Bowl in the central region as well as the Gildan New Mexico Bowl in the southwest and the Hawaii Bowl in the far West.

Conference USA has secondary agreements with two bowls also located right within the league's footprint, giving teams the opportunities to participate in the Lockheed Martin Armed Forces Bowl in Fort Worth, Texas and the Independence Bowl in Shreveport, La.

In these bowls, C-USA will have the opportunity to face opponents from the American Athletic, Big 12, Big Ten, Mid-American, Mountain West and Sun Belt Conferences.

C-USA BOWL 2017 SYNOPSIS

Conference USA has secured guaranteed commitments with six bowl partners for the 2017 season, as well as one secondary agreement: Bahamas, Boca Raton, Gildan New Mexico, R+L Carriers New Orleans, St. Petersburg and Zaxby's Heart of Dallas Bowls are primary agreements. The Camping World Independence Bowl in Shreveport, La., is a secondary agreement, should the ACC or SEC not be able to provide a bowl-eligible team. There is no set selection order among C-USA's bowl partners.

As a member of the College Football Playoff, Conference USA will be a part of one of the CFP bowls if it produces the highest rated champion from among the American Athletic, C-USA, Mid-American, Mountain West and Sun Belt Conferences.

2017 Bowl Agreements:

R+L Carriers New Orleans Bowl

Date: Dec. 16 (New Orleans, Louisiana)
Opponent: Sun Belt selection
Time: 12 pm CT

Gildan New Mexico Bowl

Date: Dec. 16 (Albuquerque, N.M.)
Opponent: Mountain West
Time: 3:30 pm CT

Boca Raton Bowl

Date: Dec. 19 (Boca Raton, Fla.)
Opponent: American selection
Time: 6 pm CT

St. Petersburg Bowl

Date: Dec. 21 (St. Petersburg, Florida)
Opponent: American selection
Time: 7 pm CT

Bahamas Bowl

Date: Dec. 22 (Nassau, Bahamas)
Opponent: MAC selection
Time: 11:30 am CT

Zaxby's Heart of Dallas Bowl

Date: Dec. 26 (Dallas, Texas)
Opponent: Big 12 selection
Time: 12:30 pm CT

Independence Bowl (secondary)

Date: Dec. 27 (Shreveport, La.)
Opponent: ACC or SEC selection
Time: 12:30 pm CT

COLLEGE FOOTBALL PLAYOFF

The Playoff

During the 2014-15 season, college football entered a new era when postseason playoffs began. The format is simple: top four teams, two semifinals played in bowl games, and a national championship game played in a different city each year. Each semifinal will be played during the New Year's holiday with the national championship game in prime time on Monday night at least a week later.

The Selection Committee

A selection committee will choose the four teams for the playoff based on their performance during the regular season, including, strength of schedule, head-to-head

results, championships won, and other factors. The teams will be seeded so that #1 will play #4 in one semifinal and #2 will meet #3 in the other, with the winners advancing to the national championship game.

The Rotation

The semifinals will rotate among six different bowls, extending the experience to more fans. In the years when the bowls are not hosting semifinals, the bowls will feature eight other teams in four compelling matchups.

For the 2017-18 season, the Goodyear Cotton Bowl (Dec. 29), Capital One Orange (Dec. 30), Playstation Fiesta Bowl (Dec. 30) and Chick-fil-A Peach Bowl (Dec. 31), will host its regular bowl games, while the Rose Bowl presented by Northwestern Mutual (Jan. 1) and Allstate Sugar Bowl (Jan. 1), will host semifinals. The College Football Championship will be held on Monday, Jan. 8 in Atlanta, Ga.

C-USA and the College Football Playoff

As a member of the College Football Playoff, Conference USA will be a part of one of the College Football Playoff bowls if it has the highest rated champion from among the American Athletic, C-USA, Mid-American, Mountain West and Sun Belt Conferences.

2017-18 BOWL SCHEDULE

| Date | Bowl | Matchup | Site | Time | Network |
|---------|---------------------------------------|--|----------------------|------------|---------|
| Dec. 16 | AFR Celebration Bowl | MEAC vs. SWAC | Atlanta, Ga. | 12 p.m. | ABC |
| Dec. 16 | R+L Carriers New Orleans Bowl | C-USA vs. Sun Belt | New Orleans, La. | 1 p.m. | ESPN |
| Dec. 16 | AutoNation Cure Bowl | American vs. Sun Belt | Orlando, Fla. | 2:30 p.m. | CBSSN |
| Dec. 16 | Las Vegas Bowl | MWC vs. Pac-12 | Las Vegas, Nev. | 3:30 p.m. | ABC |
| Dec. 16 | Gildan New Mexico Bowl | C-USA vs. MWC | Albuquerque, N.M. | 4:30 p.m. | ESPN |
| Dec. 16 | Raycom Media Camellia Bowl | MAC vs. Sun Belt | Montgomery, Ala. | 8 p.m. | ESPN |
| Dec. 19 | Boca Raton Bowl | C-USA vs. American | Boca Raton, Fla. | 7 p.m. | ESPN |
| Dec. 20 | Frisco Bowl | American vs. At-Large | Frisco, Texas | 8 p.m. | ESPN |
| Dec. 21 | St. Petersburg Bowl | Tropicana Field | St. Petersburg, Fla. | 8 p.m. | ESPN |
| Dec. 22 | Popeyes Bahamas Bowl | C-USA vs. MAC | Nassau, Bahamas | 12:30 p.m. | ESPN |
| Dec. 22 | Famous Idaho Potato Bowl | MAC vs. MWC | Boise, Idaho | 4 p.m. | ESPN |
| Dec. 23 | Birmingham Bowl | SEC vs. American | Birmingham, Ala. | 12 p.m. | ESPN |
| Dec. 23 | Lockheed Martin Armed Forces Bowl | Army vs. Big Ten | Fort Worth, Texas | 3:30 p.m. | ESPN |
| Dec. 23 | Dollar General Bowl | MAC vs. Sun Belt | Mobile, Ala. | 7 p.m. | ESPN |
| Dec. 24 | Hawai'i Bowl | American vs. MWC | Honolulu, Hawai'i | 8:30 p.m. | ESPN |
| Dec. 26 | Zaxby's Heart of Dallas Bowl | C-USA vs. Big 12 | Dallas, Texas | 1:30 p.m. | ESPN |
| Dec. 26 | Quick Lane Bowl | Big Ten vs. ACC/Notre Dame | Detroit, Mich. | 5:15 p.m. | ESPN |
| Dec. 26 | Cactus Bowl | Pac 12 vs. Big 12 | Phoenix, Ariz. | 9 p.m. | ESPN |
| Dec. 27 | Independence Bowl | SEC vs. ACC/Notre Dame | San Diego, Calif. | 1:30 p.m. | ESPN |
| Dec. 27 | New Era Pinstripe Bowl | Big Ten vs. ACC/Notre Dame | New York, N.Y. | 5:15 p.m. | ESPN |
| Dec. 27 | Foster Farms Bowl | Pac-12 vs. Big Ten | Santa Clara, Calif. | 8:30 p.m. | FOX |
| Dec. 27 | AdvoCare V100 Texas Bowl | Big 12 vs. SEC | Houston, Texas | 9 p.m. | ESPN |
| Dec. 28 | Military Bowl | ACC/Notre Dame vs. American | Annapolis, Md. | 1:30 p.m. | ESPN |
| Dec. 28 | Camping World Bowl | Big 12 vs. ACC/Notre Dame | Orlando, Florida | 5:15 p.m. | ESPN |
| Dec. 28 | Valero Alamo Bowl | Big 12 vs. Pac-12 | San Antonio, Texas | 9 p.m. | ESPN |
| Dec. 28 | SDCCU Holiday Bowl | Pac-12 vs. Big Ten | San Diego, Calif. | 9 p.m. | FS1 |
| Dec. 29 | Belk Bowl | ACC/Notre Dame vs. SEC | Charlotte, N.C. | 1 p.m. | ESPN |
| Dec. 29 | Hyundai Sun Bowl | Pac-12 vs. ACC/Notre Dame | El Paso, Texas | 3 p.m. | CBS |
| Dec. 29 | Franklin Amer. Mort. Music City Bowl | SEC vs. ACC/ND/Big Ten | Nashville, Tenn. | 4:30 p.m. | ESPN |
| Dec. 29 | Goodyear Cotton Bowl | At-Large vs. At-Large (New Year's Six) | Arlington, Texas | 1 p.m. | ESPN |
| Dec. 30 | Taxslayer Bowl | Big Ten/ACC/ND vs. SEC | Jacksonville, Fla. | 12 p.m. | ESPN |
| Dec. 30 | AutoZone Liberty Bowl | SEC vs. Big 12 | Memphis, Tenn. | 12:30 p.m. | ESPN |
| Dec. 30 | PlayStation Fiesta Bowl | At-Large vs. At-Large (New Year's Six) | Glendale, Ariz. | 4 p.m. | ESPN |
| Dec. 30 | NOVA Home Loans Arizona Bowl | MWC vs. Sun Belt | Tucson, Ariz. | 5:30 p.m. | CBSSN |
| Dec. 30 | Capital One Orange Bowl | Big Ten/SEC/ND vs. ACC | Miami Gardens, Fla. | 8 p.m. | ESPN |
| Jan. 1 | Outback Bowl | Big Ten vs. SEC | Tampa, Fla. | 1 p.m. | ESPN2 |
| Jan. 1 | Chick-fil-A Peach Bowl | At-Large vs. At-Large (New Year's Six) | Atlanta, Ga. | 12:30p.m. | ESPN |
| Jan. 1 | Buffalo Wild Wings Citrus Bowl | ACC/Notre Dame vs. SEC | Orlando, Fla. | 1 p.m. | ABC |
| Jan. 1 | Rose Bowl Game presented by NW Mutual | Playoff Semifinal | Pasadena, Calif. | 5 p.m. | ESPN |
| Jan. 1 | Allstate Sugar Bowl | Playoff Semifinal | New Orleans, La. | 8:45 p.m. | ESPN |
| Jan. 8 | National Championship Game | Semifinal Winners | Atlanta, Ga. | 8 p.m. | ESPN |

All Times Eastern and Subject to Change

2017 CONFERENCE USA COMPOSITE FOOTBALL SCHEDULE**SATURDAY, AUGUST 26**

Stanford vs. Rice (Sydney, Australia)

THURSDAY, AUGUST 31

FIU at UCF

FRIDAY, SEPTEMBER 1Charlotte at Eastern Michigan
Navy at Florida Atlantic**SATURDAY, SEPTEMBER 2**Northwestern State at Louisiana Tech
Miami (Ohio) at Marshall
Vanderbilt at Middle Tennessee
Lamar at North Texas
Albany at Old Dominion
Kentucky at Southern Miss
Alabama A&M at UAB
UTEP at Oklahoma
Houston at UTSA
Eastern Kentucky at WKU**SATURDAY, SEPTEMBER 9**Charlotte at Kansas State
Alcorn State at FIU
Florida Atlantic at Wisconsin
Mississippi State at Louisiana Tech
Marshall at NC State
Middle Tennessee at Syracuse
North Texas at SMU
Old Dominion at Massachusetts
Rice at UTEP
Southern at Southern Miss
UAB at Ball State
UTSA at Baylor
WKU at Illinois**FRIDAY, SEPTEMBER 15**

Arizona at UTEP

SATURDAY, SEPTEMBER 16North Carolina A&T at Charlotte
FIU at Indiana
Bethune-Cookman at Florida Atlantic
Louisiana Tech at WKU
Kent State at Marshall
Middle Tennessee at Minnesota
North Texas at Iowa
North Carolina at Old Dominion
Rice at Houston
Southern Miss at Louisiana-Monroe
Coastal Carolina at UAB
Southern at UTSA**SATURDAY, SEPTEMBER 23**Georgia State at Charlotte
FIU at Rice
Florida Atlantic at Buffalo
Louisiana Tech at South Carolina
Bowling Green at Middle Tennessee
UAB at North Texas
Old Dominion at Virginia Tech
UTEP at New Mexico State
UTSA at Texas State
Ball State at WKU**SATURDAY, SEPTEMBER 30**Charlotte at FIU
Middle Tennessee at Florida Atlantic
South Alabama at Louisiana Tech
Marshall at Cincinnati
North Texas at Southern Miss
Rice at Pittsburgh
UTEP at Army**SATURDAY, OCTOBER 7**Marshall at Charlotte
FIU at Middle Tennessee
Florida Atlantic at Old Dominion
Louisiana Tech at UAB
Army at Rice
Southern Miss at UTSA
WKU at UTEP**SATURDAY, OCTOBER 14**Charlotte at WKU
Tulane at FIU
Old Dominion at Marshall
Middle Tennessee at UAB
UTSA at North Texas
UTEP at Southern Miss**FRIDAY, OCTOBER 20**Marshall at Middle Tennessee
WKU at Old Dominion**SATURDAY, OCTOBER 21**UAB at Charlotte
North Texas at Florida Atlantic
Southern Miss at Louisiana Tech
Rice at UTSA**SATURDAY, OCTOBER 28**FIU at Marshall
Florida Atlantic at WKU
Louisiana Tech at Rice
Old Dominion at North Texas
UAB at Southern Miss

UTSA at UTEP

FRIDAY, NOVEMBER 3

Marshall at Florida Atlantic

SATURDAY, NOVEMBER 4Charlotte at Old Dominion
UTSA at FIU
North Texas at Louisiana Tech
UTEP at Middle Tennessee
Rice at UAB
Southern Miss at Tennessee
WKU at Vanderbilt**SATURDAY, NOVEMBER 11**Middle Tennessee at Charlotte
Old Dominion at FIU
Florida Atlantic at Louisiana Tech
WKU at Marshall
UTEP at North Texas
Southern Miss at Rice
UAB at UTSA**FRIDAY, NOVEMBER 17**

Middle Tennessee at WKU

SATURDAY, NOVEMBER 18Charlotte at Southern Miss
FIU at Florida Atlantic
Louisiana Tech at UTEP
Marshall at UTSA
Army at North Texas
Rice at Old Dominion
UAB at Florida**FRIDAY, NOVEMBER 24**

WKU at FIU

SATURDAY, NOVEMBER 25Florida Atlantic at Charlotte
UTSA at Louisiana Tech
Southern Miss at Marshall
Old Dominion at Middle Tennessee
North Texas at Rice
UTEP at UAB**SATURDAY, DECEMBER 2**

C-USA Championship Game

Numerical Roster

| NO | NAME | POS | HT | WT | CL | VL | HOMETOWN/HS/JC |
|----|---------------------|-----|------|-----|-------|----|---|
| 1 | Shane Tucker | RB | 6-0 | 220 | r-Sr. | 3 | Memphis, TN/Memphis University School |
| 2 | Charvarius Ward | CB | 6-1 | 195 | Sr. | 1 | McComb, MS/Hinds CC |
| 3 | Richie James | WR | 5-9 | 176 | r-Jr. | 2 | Sarasota, FL/Riverview HS |
| 4 | O.J. Johnson | CB | 6-0 | 195 | Jr. | 0 | Homerville, GA/Mississippi Gulf Coast |
| 5 | Jocquez Bruce | WR | 5-10 | 167 | r-So. | 0 | Knoxville, TN/South Doyle HS |
| 6 | Mike Minter Jr. | CB | 6-0 | 175 | r-Sr. | 2 | Atlanta, GA/McNair Senior HS |
| 7 | Jovante Moffatt | S | 6-0 | 200 | Jr. | 2 | Union City, TN/Union City HS |
| 8 | Ty Lee | WR | 5-9 | 163 | So. | 1 | Moultrie, GA/Colquitt Co. HS |
| 9 | Isiah Upton | WR | 6-0 | 180 | r-So. | 1 | Nashville, TN/East Nashville Magnet HS |
| 9 | Tavares Thomas | LB | 6-0 | 238 | Jr. | 0 | Rosenberg, TX/Navarro College |
| 10 | Kyle Banks | QB | 6-2 | 195 | r-Fr. | 0 | Acworth, GA/North Paulding HS |
| 11 | Peter Bailey | DE | 6-4 | 265 | r-Sr. | 1 | Kissimmee, FL/Osceola HS/Hinds CC |
| 11 | Brad Anderson | RB | 5-8 | 170 | Fr. | 0 | Huntsville, AL/Bob Jones HS |
| 12 | Brent Stockstill | QB | 6-0 | 221 | r-Jr. | 2 | Murfreesboro, TN/Siegel HS |
| 12 | Reed Blankenship | CB | 6-1 | 175 | Fr. | 0 | Athens, AL/West Limestone HS |
| 13 | Tyrese Johnson | WR | 5-8 | 167 | Fr. | 0 | Halls, TN/Halls HS |
| 15 | Canon Rooker | PK | 5-11 | 192 | r-Sr. | 3 | Richmond Hill, GA/Richmond Hill HS |
| 16 | Khalil Brooks | LB | 5-11 | 200 | r-So. | 1 | Atlanta, GA/Benjamin E. Mays HS |
| 17 | Kylan Stribling | CB | 5-11 | 185 | r-Fr. | 0 | Thompson's Station, TN/Independence HS |
| 18 | John Turner | QB | 6-1 | 201 | Fr. | 0 | Murfreesboro, TN/Smyrna HS |
| 18 | Raheme Fuller | CB | 6-3 | 192 | Fr. | 0 | Ft. Lauderdale, FL/Boyd-Anderson HS |
| 19 | John Urzua | QB | 6-3 | 189 | r-So. | 1 | Suwanee, GA/North Gwinnett HS |
| 19 | Crews Holt | PK | 5-11 | 180 | r-Fr. | 0 | Brentwood, TN/Ravenwood HS |
| 20 | DQ Thomas | LB | 6-2 | 200 | Fr. | 0 | Oxford, MS/Oxford HS |
| 21 | Justin Brown | CB | 6-0 | 183 | r-Fr. | 0 | Birmingham, AL/AH Parker HS |
| 22 | Alex Dale | S | 5-10 | 200 | r-Sr. | 2 | Memphis, TN/MUS |
| 23 | Wesley Bush | S | 6-1 | 191 | Jr. | 0 | Macon, MS/NW Mississippi CC |
| 24 | Jermel Walker | CB | 6-1 | 187 | r-Jr. | 0 | Los Angeles, CA/Riverside CC |
| 25 | Desmond Anderson | RB | 5-10 | 176 | Jr. | 2 | Pacolet, SC/Broome HS |
| 26 | Wayne Parks | CB | 5-11 | 216 | Fr. | 0 | Fellsmere, FL/Sebastian River HS |
| 27 | Ruben Garnett | WR | 5-9 | 170 | r-So. | 1 | Hepzibah, GA/Aquinas HS |
| 28 | Maurice Gordon | RB | 5-10 | 194 | Jr. | 0 | Denton, TX/Navarro College |
| 29 | Darryl Randolph | CB | 5-11 | 181 | r-Jr. | 2 | Pensacola, FL/Pensacola HS |
| 30 | Darius Harris | LB | 6-2 | 227 | r-Jr. | 2 | Horn Lake, MS/Horn Lake HS |
| 31 | D.J. Sanders | LB | 6-0 | 233 | Sr. | 3 | Sandersville, GA/Washington Co. HS |
| 32 | Chris Melton | LB | 6-1 | 211 | Jr. | 2 | Leesburg, GA/Lee County HS |
| 33 | Myles Harges | LB | 6-2 | 236 | r-Sr. | 1 | Grenada, MS/Grenada HS/Itawamba CC |
| 34 | Tyshawn Brown | WR | 6-1 | 174 | So. | 1 | Atlanta, GA/Benjamin E. Mays HS |
| 35 | Terelle West | RB | 5-10 | 193 | r-So. | 1 | Pinson, AL/Clay-Chalkville HS |
| 36 | Kamau Farrell-Burke | DB | 6-3 | 187 | Jr. | 0 | Toronto, Canada/Arizona Western College |
| 37 | Patrick Smith | WR | 6-0 | 177 | r-Jr. | 1 | Nashville, TN/East Nashville HS |
| 38 | Malik Hawkins | LB | 6-1 | 225 | Sr. | 1 | Horn Lake, MS/Northwest Mississippi JC |
| 38 | Jim Cardwell | H | 5-9 | 169 | r-Jr. | 2 | Chattanooga, TN/Boyd-Buchanan HS |
| 39 | Cain McWilliams | LB | 6-1 | 236 | Fr. | 0 | Lewisburg, TN/Marshall Co. HS |
| 40 | Dale Craig | LB | 6-0 | 214 | So. | 1 | Lawrenceville, GA/Buford HS |
| 41 | Caleb Felton | LB | 6-1 | 201 | r-Fr. | 0 | Muscle Shoals, AL/Muscle Shoals HS |
| 42 | Cody Smith | CB | 6-2 | 205 | Fr. | 0 | Stuart, FL/Martin County HS |
| 43 | Jahmal Jones | DE | 6-3 | 253 | r-Sr. | 2 | Dallas, TX/Norcross (GA) HS |
| 44 | Chaton Mobley | LB | 6-1 | 245 | Fr. | 0 | Knoxville, TN/Fulton HS |
| 45 | Will Mitchell | RB | 5-6 | 183 | r-Fr. | 0 | Jacksonville, FL/Bolles HS |
| 46 | Vernon Walker | S | 6-0 | 184 | r-So. | 0 | Orlando, FL/Dr. Phillips HS |
| 47 | Reginald Henderson | S | 6-2 | 194 | r-Fr. | 0 | Belle Glade, FL/Clewiston HS |
| 48 | Max Linder | TE | 6-3 | 241 | r-Jr. | 1 | Ocala, FL/Trinity Catholic HS |
| 54 | Ty Watkins | OL | 6-1 | 289 | r-Jr. | 0 | Oklahoma City, OK/NE Oklahoma A&M |
| 55 | Carlos Johnson | OL | 6-3 | 335 | r-Jr. | 2 | Nashville, TN/Pearl Cohn HS |
| 56 | Walter Brady | DE | 6-3 | 267 | r-Jr. | 0 | Florence, AL/Florence HS |
| 58 | Russ Hiett | LS | 6-0 | 210 | r-Fr. | 0 | Kennesaw, GA/Kennesaw Mountain HS |
| 62 | Jack Mitchell | OL | 6-2 | 279 | r-Jr. | 0 | Murfreesboro, TN/Riverdale HS |
| 63 | Eric Golston | OL | 6-3 | 330 | Jr. | 0 | Long Beach, CA/Cerritos College |
| 68 | Luke Harris | OL | 6-4 | 301 | r-Fr. | 0 | Lafayette, IN/Fork Union Military Academy |
| 69 | Daniel Sargent | LS | 6-0 | 212 | r-Fr. | 0 | Portland, TN/Portland HS |
| 70 | Conner Trent | OL | 6-5 | 317 | r-Sr. | 2 | Church Hill, TN/Volunteer HS |

| | | | | | | | |
|----|--------------------|----|------|-----|-------|---|--|
| 71 | Angelo Owens | OL | 6-4 | 291 | r-Jr. | 0 | Deerfield Beach, FL/Dodge City CC |
| 72 | Josh Fannin | OL | 6-3 | 268 | r-So. | 0 | Hoschton, GA/Mill Creek HS |
| 73 | Chandler Brewer | OL | 6-6 | 320 | Jr. | 2 | Florence, AL/Florence HS |
| 74 | Robert Behanan | OL | 6-3 | 293 | r-Jr. | 2 | Fairfield, OH/Fairfield HS |
| 75 | Lucas Hamilton | OL | 6-5 | 300 | r-Sr. | 2 | Lenoir City, TN/Lenoir City HS |
| 76 | D.J. Delfendahl | OL | 6-4 | 274 | Fr. | 0 | Mt. Juliet, TN/Mt. Juliet HS |
| 77 | Amir Lockett | OL | 6-2 | 287 | So. | 0 | Waddell, AZ/Scottsdale CC |
| 78 | Elijah Dobbins | OL | 6-4 | 287 | Fr. | 0 | Franklin, TN/Oakland HS |
| 79 | Cole Kirby | OL | 6-4 | 285 | Fr. | 0 | Franklin, KY/Simpson HS |
| 81 | CJ Windham | WR | 6-2 | 201 | So. | 1 | Powder Springs, GA/McEachern HS |
| 82 | Remy Wasserbach | WR | 5-10 | 190 | Jr. | 0 | Aliso Viejo, CA/Saddleback College |
| 83 | Jimmy Marshall | WR | 6-5 | 216 | Fr. | 0 | Macon, GA/Tattnall Square Academy |
| 84 | Zeke Cobb | WR | 6-3 | 207 | Fr. | 0 | Dalton, GA/Dalton HS |
| 85 | Darrius Liggins | DE | 6-4 | 233 | r-Jr. | 1 | Oxford, MS/Oxford HS |
| 86 | Tavonn Salter | WR | 6-2 | 200 | Jr. | 0 | Atlanta, GA/Mt. San Antonio JC |
| 87 | Ricky Blair | WR | 6-3 | 184 | Sr. | 0 | Hacienda Heights, CA/Pasadena City College |
| 88 | Ja'Kerrius Wyatt | DL | 6-3 | 306 | Fr. | 0 | Prattville, AL/Autauga Academy |
| 89 | Jordan Gonzalez | DT | 6-5 | 255 | r-Fr. | 0 | West Palm Beach, FL/Dwyer HS |
| 90 | Matthew Stephenson | P | 5-10 | 212 | r-Fr. | 0 | Madison, AL/Bob Jones HS |
| 90 | Rakavian Poydras | DT | 6-1 | 290 | r-Fr. | 0 | Clarksville, TN/Clarksville HS |
| 91 | Jordan Ferguson | DT | 6-2 | 280 | Fr. | 0 | Atlanta, GA/Cartersville HS |
| 92 | Ty Nix | DT | 6-0 | 282 | r-Fr. | 0 | Murfreesboro, TN/Oakland HS |
| 93 | Malik Manciel | DT | 6-3 | 257 | r-So. | 1 | Detroit, MI/Florence (AL) HS |
| 94 | Tyshun Render | DE | 6-4 | 253 | r-So. | 1 | Newnan, GA/Westlake HS |
| 95 | Trae Philpots | DE | 6-4 | 243 | r-So. | 0 | Fairburn, GA/Creekside HS |
| 96 | Rosheem Collins | DL | 6-1 | 303 | Jr. | 0 | Waycross, GA/East Central CC |
| 97 | Aaron Griffith | DT | 6-0 | 300 | Jr. | 0 | Union City, CA/James Logan HS |
| 98 | Chris Myers | DE | 6-6 | 261 | r-Fr. | 0 | LaVergne, TN/LaVergne HS |
| 99 | Matt Bonadies | P | 6-1 | 197 | Jr. | 2 | Buford, GA/Buford HS |
| | Yusuf Ali | WR | 5-9 | 170 | Fr. | 0 | Detroit, MI/Maplewood HS (TN) |
| | Brandon Archer | S | 6-0 | 178 | r-Fr. | 0 | Memphis, TN/Christian Brothers HS |
| | Miller Armstrong | LB | 6-0 | 210 | r-Fr. | 0 | Murfreesboro, TN/Blackman HS |
| | Sidney Austin | S | 6-0 | 180 | r-So. | 0 | Little Rock, AR/Arlington HS |
| | Aidan Black | WR | 6-3 | 216 | r-So. | 0 | Athens, GA/Athens Academy |
| | Landon Board | RB | 5-8 | 172 | Fr. | 0 | Owensboro, KY/Owensboro HS |
| | Peyton Burke | WR | 5-11 | 183 | r-Fr. | 0 | Lexington, KY/Tates Creek HS |
| | Jon Carrothers | LB | 6-0 | 215 | r-So. | 0 | Memphis, TN/Collierville HS |
| | Chris Dunnum | WR | 5-11 | 180 | r-Jr. | 0 | Miami, FL/Middle Georgia St. |
| | Xavier Dupree | WR | 5-11 | 163 | r-Fr. | 0 | Decatur, GA/South Gwinnett HS |
| | DeMonte Felton | CB | 6-0 | 178 | r-Jr. | 0 | Knoxville, TN/Richard Yoakley HS |
| | Joseph Freeland | S | 6-2 | 195 | r-Jr. | 0 | Hopkinsville, KY/Christian Co. HS |
| | Dexter Hurd | RB | 5-10 | 246 | r-Fr. | 0 | Murfreesboro, TN/Oakland HS |
| | Jordan James | DT | 6-4 | 305 | r-So. | 0 | LaVergne, TN/Brentwood Academy |
| | Robert Kelley | WR | 5-9 | 175 | r-Sr. | 0 | Nashville, TN/Hillsboro HS |
| | Jordan Middleton | QB | 6-1 | 186 | r-Fr. | 0 | Murfreesboro, TN/Siegel HS |
| | Tad Onwu | S | 5-11 | 183 | r-Jr. | 0 | Murfreesboro, TN/Riverdale HS |
| | Fundrail Quimbley | WR | 6-0 | 193 | r-So. | 0 | Leesburg, GA/Lee County HS |
| | Eric Seay | OL | 6-1 | 315 | Fr. | 0 | Albany, GA/Monroe HS |
| | Jacob Smith | K | 6-2 | 205 | Fr. | 0 | Murfreesboro, TN/Siegel HS |
| | William Wilcox | WR | 6-6 | 225 | r-Fr. | 0 | Clarksville, TN/Northeast HS |
| | Ulysses Williams | WR | 6-3 | 200 | Fr. | 0 | Albany, GA/Monroe HS |
| | Davis Witt | QB | 6-2 | 204 | r-Fr. | 0 | Clewiston, FL/Clewiston HS |

Pronunciation Guide

Robert Behananbee-HAN-in
 Matt Bonadies.....Bonn-Ah-Dees
 Khalil Brooks.....Kuh-Leal
 Jocquez Bruce.....Jock
 Rosheem Collins.....Row-Sheem
 D.J. Delfendahldelf-in-doll
 Kamau Farrell-Burke.....Kuh-Mow (sounds like wow)
 Raheme FullerRah-Heem
 Myles Hargeshar-juss

Malik HawkinsMuh-leek
 Tyrese Johnson.....tie-reese
 Amir Lockettuh-Meer
 Malik Manciel.....Muh-Leek Man-seal
 Chaton Mobley.....shuh-taan mob-lee
 Tavonn Saltertay-vonn
 Kylan StriblingKye-Lun
 John Urzuaurr-zoo-uh
 Charvarius Ward.....CHAR-Vair-E-us

Alphabetical Roster

| NO | NAME | POS | HT | WT | CL | VL | HOMETOWN/HS/JC |
|----|---------------------|-----|------|-----|-------|----|--|
| | Yusuf Ali | WR | 5-9 | 170 | Fr. | 0 | Detroit, MI/Maplewood HS (TN) |
| 11 | Brad Anderson | RB | 5-8 | 170 | Fr. | 0 | Huntsville, AL/Bob Jones HS |
| 25 | Desmond Anderson | RB | 5-10 | 176 | Jr. | 2 | Pacolet, SC/Broome HS |
| | Brandon Archer | S | 6-0 | 178 | r-Fr. | 0 | Memphis, TN/Christian Brothers HS |
| | Miller Armstrong | LB | 6-0 | 210 | r-Fr. | 0 | Murfreesboro, TN/Blackman HS |
| | Sidney Austin | S | 6-0 | 180 | r-So. | 0 | Little Rock, AR/Arlington HS |
| 11 | Peter Bailey | DE | 6-4 | 265 | r-Sr. | 1 | Kissimmee, FL/Osceola HS/Hinds CC |
| 10 | Kyle Banks | QB | 6-2 | 195 | r-Fr. | 0 | Acworth, GA/North Paulding HS |
| 74 | Robert Behanan | OL | 6-3 | 293 | r-Jr. | 2 | Fairfield, OH/Fairfield HS |
| | Aidan Black | WR | 6-3 | 216 | r-So. | 0 | Athens, GA/Athens Academy |
| 87 | Ricky Blair | WR | 6-3 | 184 | Sr. | 0 | Hacienda Heights, CA/Pasadena City College |
| 12 | Reed Blankenship | CB | 6-1 | 175 | Fr. | 0 | Athens, AL/West Limestone HS |
| | Landon Board | RB | 5-8 | 172 | Fr. | 0 | Owensboro, KY/Owensboro HS |
| 99 | Matt Bonadies | P | 6-1 | 197 | Jr. | 2 | Buford, GA/Buford HS |
| 56 | Walter Brady | DE | 6-3 | 267 | r-Jr. | 0 | Florence, AL/Florence HS |
| 73 | Chandler Brewer | OL | 6-6 | 320 | Jr. | 2 | Florence, AL/Florence HS |
| 16 | Khalil Brooks | LB | 5-11 | 200 | r-So. | 1 | Atlanta, GA/Benjamin E. Mays HS |
| 21 | Justin Brown | CB | 6-0 | 183 | r-Fr. | 0 | Birmingham, AL/AH Parker HS |
| 34 | Tyshawn Brown | WR | 6-1 | 174 | So. | 1 | Atlanta, GA/Benjamin E. Mays HS |
| 5 | Jocquez Bruce | WR | 5-10 | 167 | r-So. | 0 | Knoxville, TN/South Doyle HS |
| | Peyton Burke | WR | 5-11 | 183 | r-Fr. | 0 | Lexington, KY/Tates Creek HS |
| 23 | Wesley Bush | S | 6-1 | 191 | Jr. | 0 | Macon, MS/NW Mississippi CC |
| 38 | Jim Cardwell | H | 5-9 | 169 | r-Jr. | 2 | Chattanooga, TN/Boyd-Buchanan HS |
| | Jon Carrothers | LB | 6-0 | 215 | r-So. | 0 | Memphis, TN/Collierville HS |
| 84 | Zeke Cobb | WR | 6-3 | 207 | Fr. | 0 | Dalton, GA/Dalton HS |
| 96 | Rosheem Collins | DL | 6-1 | 303 | Jr. | 0 | Waycross, GA/East Central CC |
| 40 | Dale Craig | LB | 6-0 | 214 | So. | 1 | Lawrenceville, GA/Buford HS |
| 22 | Alex Dale | S | 5-10 | 200 | r-Sr. | 2 | Memphis, TN/MUS |
| 76 | D.J. Delfendahl | OL | 6-4 | 274 | Fr. | 0 | Mt. Juliet, TN/Mt. Juliet HS |
| 78 | Elijah Dobbins | OL | 6-4 | 287 | Fr. | 0 | Franklin, TN/Oakland HS |
| | Chris Dunnum | WR | 5-11 | 180 | r-Jr. | 0 | Miami, FL/Middle Georgia St. |
| | Xavier Dupree | WR | 5-11 | 163 | r-Fr. | 0 | Decatur, GA/South Gwinnett HS |
| 72 | Josh Fannin | OL | 6-3 | 268 | r-So. | 0 | Hoschton, GA/Mill Creek HS |
| 36 | Kamau Farrell-Burke | CB | 6-3 | 187 | Jr. | 0 | Toronto, Canada/Arizona Western College |
| 41 | Caleb Felton | LB | 6-1 | 201 | r-Fr. | 0 | Muscle Shoals, AL/Muscle Shoals HS |
| | DeMonte Felton | CB | 6-0 | 178 | r-Jr. | 0 | Knoxville, TN/Richard Yoakley HS |
| 91 | Jordan Ferguson | DT | 6-2 | 287 | Fr. | 0 | Atlanta, GA/Cartersville HS |
| | Joseph Freeland | S | 6-2 | 195 | r-Jr. | 0 | Hopkinsville, KY/Christian Co. HS |
| 18 | Raheme Fuller | CB | 6-3 | 192 | Fr. | 0 | Ft. Lauderdale, FL/Boyd-Anderson HS |
| 27 | Ruben Garnett | WR | 5-9 | 170 | r-So. | 1 | Hepzibah, GA/Aquinas HS |
| 63 | Eric Golston | OL | 6-3 | 330 | Jr. | 0 | Long Beach, CA/Cerritos College |
| 89 | Jordan Gonzalez | DT | 6-5 | 255 | r-Fr. | 0 | West Palm Beach, FL/Dwyer HS |
| 28 | Maurice Gordon | RB | 5-10 | 194 | Jr. | 0 | Denton, TX/Navarro College |
| 97 | Aaron Griffith | DT | 6-0 | 300 | Jr. | 0 | Union City, CA/James Logan HS |
| 75 | Lucas Hamilton | OL | 6-5 | 300 | r-Sr. | 2 | Lenoir City, TN/Lenoir City HS |
| 33 | Myles Harges | LB | 6-2 | 236 | r-Sr. | 1 | Grenada, MS/Grenada HS/Itawamba CC |
| 30 | Darius Harris | LB | 6-2 | 227 | r-Jr. | 2 | Horn Lake, MS/Horn Lake HS |
| 68 | Luke Harris | OL | 6-4 | 301 | r-Fr. | 0 | Lafayette, IN/Fork Union Military Academy |
| 38 | Malik Hawkins | LB | 6-1 | 225 | Sr. | 1 | Horn Lake, MS/Northwest Mississippi JC |
| 47 | Reginald Henderson | S | 6-2 | 194 | r-Fr. | 0 | Belle Glade, FL/Clewiston HS |
| 58 | Russ Hiett | LS | 6-0 | 210 | r-Fr. | 0 | Kennesaw, GA/Kennesaw Mountain HS |
| 19 | Crews Holt | PK | 5-11 | 180 | r-Fr. | 0 | Brentwood, TN/Ravenwood HS |
| | Dexter Hurd | RB | 5-10 | 246 | r-Fr. | 0 | Murfreesboro, TN/Oakland HS |
| | Jordan James | DT | 6-4 | 305 | r-So. | 0 | LaVergne, TN/Brentwood Academy |
| 3 | Richie James | WR | 5-9 | 176 | r-Jr. | 2 | Sarasota, FL/Riverview HS |
| 55 | Carlos Johnson | OL | 6-3 | 335 | r-Jr. | 2 | Nashville, TN/Pearl Cohn HS |
| 4 | O.J. Johnson | CB | 6-0 | 195 | Jr. | 0 | Homerville, GA/Mississippi Gulf Coast |
| 13 | Tyrese Johnson | WR | 5-8 | 167 | Fr. | 0 | Halls, TN/Halls HS |
| 43 | Jahmal Jones | DE | 6-3 | 253 | r-Sr. | 2 | Dallas, TX/Norcross (GA) HS |

2017 ALPHABETICAL ROSTER



| | | | | | | | |
|----|--------------------|----|------|-----|-------|---|--|
| | Robert Kelley | WR | 5-9 | 175 | r-Sr. | 0 | Nashville, TN/Hillsboro HS |
| 79 | Cole Kirby | OL | 6-4 | 285 | Fr. | 0 | Franklin, KY/Simpson HS |
| 8 | Ty Lee | WR | 5-9 | 163 | So. | 1 | Moultrie, GA/Colquitt Co. HS |
| 85 | Darius Liggins | DE | 6-4 | 233 | r-Jr. | 1 | Oxford, MS/Oxford HS |
| 48 | Max Linder | TE | 6-3 | 241 | r-Jr. | 1 | Ocala, FL/Trinity Catholic HS |
| 77 | Amir Luckett | OL | 6-2 | 287 | So. | 0 | Waddell, AZ/Scottsdale CC |
| 93 | Malik Manciel | DT | 6-3 | 257 | r-So. | 1 | Detroit, MI/Florence (AL) HS |
| 83 | Jimmy Marshall | WR | 6-5 | 216 | Fr. | 0 | Macon, GA/Tattnall Square Academy |
| 39 | Cain McWilliams | LB | 6-1 | 236 | Fr. | 0 | Lewisburg, TN/Marshall Co. HS |
| 32 | Chris Melton | LB | 6-1 | 211 | Jr. | 2 | Leesburg, GA/Lee County HS |
| | Jordan Middleton | QB | 6-1 | 186 | r-Fr. | 0 | Murfreesboro, TN/Siegel HS |
| 6 | Mike Minter Jr. | CB | 6-0 | 175 | r-Sr. | 2 | Atlanta, GA/McNair Senior HS |
| 62 | Jack Mitchell | OL | 6-2 | 279 | r-Jr. | 0 | Murfreesboro, TN/Riverdale HS |
| 45 | Will Mitchell | RB | 5-6 | 183 | r-Fr. | 0 | Jacksonville, FL/Bolles HS |
| 44 | Chaton Mobley | LB | 6-1 | 245 | Fr. | 0 | Knoxville, TN/Fulton HS |
| 7 | Jovante Moffatt | S | 6-0 | 200 | Jr. | 2 | Union City, TN/Union City HS |
| 98 | Chris Myers | DE | 6-6 | 261 | r-Fr. | 0 | LaVergne, TN/LaVergne HS |
| 92 | Ty Nix | DT | 6-0 | 282 | r-Fr. | 0 | Murfreesboro, TN/Oakland HS |
| | Tad Onwu | S | 5-11 | 183 | r-Jr. | 0 | Murfreesboro, TN/Riverdale HS |
| 71 | Angelo Owens | OL | 6-4 | 291 | r-Jr. | 0 | Deerfield Beach, FL/Dodge City CC |
| 26 | Wayne Parks | CB | 5-11 | 216 | Fr. | 0 | Fellsmere, FL/Sebastian River HS |
| 95 | Trae Philpots | DE | 6-4 | 243 | r-So. | 0 | Fairburn, GA/Creekside HS |
| 90 | Rakavian Poydras | DT | 6-1 | 290 | r-Fr. | 0 | Clarksville, TN/Clarksville HS |
| | Fundrail Quimbley | WR | 6-0 | 193 | r-So. | 0 | Leesburg, GA/Lee County HS |
| 29 | Darryl Randolph | CB | 5-11 | 181 | r-Jr. | 2 | Pensacola, FL/Pensacola HS |
| 94 | Tyshun Render | DE | 6-4 | 253 | r-So. | 1 | Newnan, GA/Westlake HS |
| 15 | Canon Rooker | PK | 5-11 | 192 | r-Sr. | 3 | Richmond Hill, GA/Richmond Hill HS |
| 86 | Tavonn Salter | WR | 6-2 | 200 | Jr. | 0 | Atlanta, GA/Mt. San Antonio JC |
| 31 | D.J. Sanders | LB | 6-0 | 233 | Sr. | 3 | Sandersville, GA/Washington Co. HS |
| 69 | Daniel Sargent | LS | 6-0 | 212 | r-Fr. | 0 | Portland, TN/Portland HS |
| | Eric Seay | OL | 6-1 | 315 | Fr. | 0 | Albany, GA/Monroe HS |
| 42 | Cody Smith | CB | 6-2 | 205 | Fr. | 0 | Stuart, FL/Martin County HS |
| | Jacob Smith | K | 6-2 | 205 | Fr. | 0 | Murfreesboro, TN/Siegel HS |
| 37 | Patrick Smith | WR | 6-0 | 177 | r-Jr. | 1 | Nashville, TN/East Nashville HS |
| 90 | Matthew Stephenson | P | 5-10 | 212 | r-Fr. | 0 | Madison, AL/Bob Jones HS |
| 12 | Brent Stockstill | QB | 6-0 | 221 | r-Jr. | 2 | Murfreesboro, TN/Siegel HS |
| 17 | Kylan Stribling | CB | 5-11 | 185 | r-Fr. | 0 | Thompson's Station, TN/Independence HS |
| 20 | DQ Thomas | LB | 6-2 | 200 | Fr. | 0 | Oxford, MS/Oxford HS |
| 9 | Tavares Thomas | LB | 6-0 | 238 | Jr. | 0 | Rosenberg, TX/Navarro College |
| 70 | Conner Trent | OL | 6-5 | 317 | r-Sr. | 2 | Church Hill, TN/Volunteer HS |
| 1 | Shane Tucker | RB | 6-0 | 220 | r-Sr. | 3 | Memphis, TN/Memphis University School |
| 18 | John Turner | QB | 6-1 | 201 | Fr. | 0 | Murfreesboro, TN/Smyrna HS |
| 9 | Isiah Upton | WR | 6-0 | 180 | r-So. | 1 | Nashville, TN/East Nashville Magnet HS |
| 19 | John Urzua | QB | 6-3 | 189 | r-So. | 1 | Suwanee, GA/North Gwinnett HS |
| 24 | Jermel Walker | CB | 6-1 | 187 | r-Jr. | 0 | Los Angeles, CA/Riverside CC |
| 46 | Vernon Walker | S | 6-0 | 184 | r-So. | 0 | Orlando, FL/Dr. Phillips HS |
| 2 | Charvarius Ward | CB | 6-1 | 195 | Sr. | 1 | McComb, MS/Hinds CC |
| 82 | Remy Wasserbach | WR | 5-10 | 190 | Jr. | 0 | Aliso Viejo, CA/Saddleback College |
| 54 | Ty Watkins | OL | 6-1 | 289 | r-Jr. | 0 | Oklahoma City, OK/NE Oklahoma A&M |
| 35 | Terelle West | RB | 5-10 | 193 | r-So. | 1 | Pinson, AL/Clay-Chalkville HS |
| | William Wilcox | WR | 6-6 | 225 | r-Fr. | 0 | Clarksville, TN/Northeast HS |
| | Ulysses Williams | WR | 6-3 | 200 | Fr. | 0 | Albany, GA/Monroe HS |
| 81 | CJ Windham | WR | 6-2 | 201 | So. | 1 | Powder Springs, GA/McEachern HS |
| | Davis Witt | QB | 6-2 | 204 | r-Fr. | 0 | Clewiston, FL/Clewiston HS |
| 88 | Ja'Kerrius Wyatt | DL | 6-3 | 306 | Fr. | 0 | Prattville, AL/Autauga Academy |



2017 DEPTH CHART

MIDDLE TENNESSEE

BLUE RAIDERS

Offense (entering fall camp)

| | | | | | |
|---------------|----|------------------|------|-----|-------|
| QB | 12 | Brent Stockstill | 6-0 | 221 | r-Jr. |
| | 19 | John Urzua | 6-3 | 189 | r-So. |
| | 10 | Kyle Banks | 6-2 | 195 | r-Fr. |
| RB | 35 | Terelle West | 5-10 | 193 | r-So. |
| | 1 | Shane Tucker | 6-0 | 220 | r-Sr. |
| | 25 | Desmond Anderson | 5-10 | 176 | Jr. |
| | 28 | Maurice Gordon | 5-10 | 194 | Jr. |
| LT | 70 | Conner Trent | 6-5 | 317 | r-Sr. |
| | 72 | Josh Fannin | 6-3 | 268 | r-So. |
| LG | 71 | Angelo Owens | 6-4 | 291 | r-Jr. |
| | 63 | Eric Golston | 6-3 | 330 | Jr. |
| C | 74 | Robert Behanan | 6-3 | 293 | r-Jr. |
| | 68 | Luke Harris | 6-4 | 301 | r-Fr. |
| RG | 73 | Chandler Brewer | 6-6 | 320 | Jr. |
| | 75 | Lucas Hamilton | 6-5 | 300 | r-Sr. |
| RT | 55 | Carlos Johnson | 6-3 | 335 | r-Jr. |
| | 77 | Amir Luckett | 6-2 | 287 | So. |
| WR (X) | 37 | Patrick Smith | 6-0 | 177 | r-Jr. |
| | 34 | Tyshawn Brown | 6-1 | 174 | So. |
| WR (H) | 3 | Richie James | 5-9 | 176 | r-So. |
| | 13 | Tyrese Johnson | 5-8 | 167 | Fr. |
| WR (Y) | 8 | Ty Lee | 5-9 | 163 | So. |
| | 5 | Jocquez Bruce | 5-10 | 167 | r-So. |
| WR (Z) | 81 | CJ Windham | 6-2 | 201 | So. |
| | 9 | Isiah Upton | 6-0 | 180 | r-So. |

Defense

| | | | | | |
|-------------|----|------------------|------|-----|-------|
| LE | 56 | Walter Brady | 6-3 | 267 | r-Jr. |
| | 95 | Trae Philpots | 6-4 | 243 | r-So. |
| LT | 96 | Rosheem Collins | 6-1 | 303 | Jr. |
| | 90 | Rakavian Poydras | 6-1 | 290 | r-Fr. |
| RT | 93 | Malik Manciel | 6-3 | 257 | r-So. |
| | 92 | Ty Nix | 6-0 | 282 | r-Fr. |
| RE | 43 | Jahmal Jones | 6-3 | 253 | r-Sr. |
| | 94 | Tyshun Render | 6-4 | 253 | r-So. |
| SAM | 16 | Khalil Brooks | 5-11 | 200 | r-So. |
| | 41 | Caleb Felton | 6-1 | 201 | r-Fr. |
| MIKE | 31 | DJ Sanders | 6-0 | 233 | Sr. |
| | 33 | Myles Harges | 6-2 | 236 | r-Sr. |
| WILL | 32 | Chris Melton | 6-1 | 211 | Jr. |
| | 30 | Darius Harris | 6-2 | 227 | r-Jr. |
| LC | 6 | Mike Minter Jr. | 6-0 | 175 | r-Sr. |
| | 2 | Charvarius Ward | 6-1 | 195 | Sr. |
| SS | 22 | Alex Dale | 5-10 | 200 | r-Sr. |
| | 23 | Wesley Bush | 6-1 | 191 | Jr. |
| FS | 7 | Jovante Moffatt | 6-0 | 200 | Jr. |
| | 46 | Vernon Walker | 6-0 | 184 | r-So. |
| RC | 29 | Darryl Randolph | 5-11 | 181 | r-Jr. |
| | 17 | Kylan Stribling | 5-11 | 185 | r-Fr. |

Return Specialists

| | | | | | |
|-----------|----|------------------|------|-----|-------|
| KR | 25 | Desmond Anderson | 5-10 | 176 | Jr. |
| | 27 | Ruben Garnett | 5-9 | 170 | r-So. |
| PR | 3 | Richie James | 5-9 | 176 | r-Jr. |

Punters/Kickers

| | | | | | |
|-----------|----|------------------|------|-----|-------|
| P | 99 | Matt Bonadies | 6-1 | 197 | Jr. |
| PK | 15 | Canon Rooker | 5-11 | 192 | r-Sr. |
| DS | 69 | Daniel Sargent | 6-0 | 215 | r-Fr. |
| | 58 | Russ Hiatt | 6-0 | 210 | r-Fr. |
| H | 38 | Jim Cardwell | 5-9 | 169 | r-Jr. |
| | 12 | Brent Stockstill | 6-0 | 221 | r-Jr. |

By State (scholarship players only)**Alabama (7)**

Brad Anderson
Reed Blankenship
Walter Brady
Chandler Brewer
Justin Brown
Caleb Felton
Terelle West

Arizona (1)

Amir Luckett

California (4)

Ricky Blair
Eric Golston
Aaron Griffith
Jermel Walker

Florida (11)

Peter Bailey
Raheme Fuller
Jordan Gonzalez
Reginald Henderson
Richie James
Max Linder
Angelo Owens
Wayne Parks
Darryl Randolph
Cody Smith
Vernon Walker

Georgia (22)

Kyle Banks
Matt Bonadies
Khalil Brooks
Tyshawn Brown
Zeke Cobb

Rosheem Collins

Dale Craig
Josh Fannin
Jordan Ferguson
Ruben Garnett
O.J. Johnson
Ty Lee
Jimmy Marshall
Chris Melton
Michael Minter
Trae Philpots
Tyshun Render
Canon Rooker
Tavonn Salter
D.J. Sanders
John Urzua
CJ Windham

Indiana (1)

Luke Harris

Kentucky (1)

Cole Kirby

Michigan (1)

Malik Mancel

Mississippi (7)

Wesley Bush
Myles Harges
Darius Harris
Malik Hawkins
Darius Liggins
DQ Thomas
Charvarius Ward

Ohio (1)

Robert Behanan

Oklahoma (1)

Ty Watkins

South Carolina (1)

Desmond Anderson

Tennessee (20)

Jocquez Bruce
Alex Dale
D.J. Delfendahl
Elijah Dobbins
Lucas Hamilton
Crews Holt
Carlos Johnson
Tyrese Johnson
Cain McWilliams
Chaton Mobley
Jovante Moffatt
Chris Myers
Ty Nix
Rakavian Poydras
Brent Stockstill
Kylan Stribling
Conner Trent
Shane Tucker
John Turner
Isiah Upton

Texas (3)

Maurice Gordon
Jahmal Jones
Tavares Thomas

Canada (1)

Kamau Farrell-Burke

2017 Spring Awards**Terry Whiteside Award**

Canon Rooker

Most Improved Quarterback

John Urzua

Most Improved Running Back

Terelle West

Most Improved Wide Receiver

CJ Windham

Most Improved Offensive Line

Robert Behanan

Most Improved Defensive Line

Malik Mancel

Most Improved Linebacker

Khalil Brooks

Most Improved Safety

Jovante Moffatt

Most Improved Corner

Darryl Randolph

Grinder Award Quarterback

Brent Stockstill

Grinder Award Running Back

Shane Tucker

Grinder Award Wide Receiver

CJ Windham

Grinder Award Offensive Line

Chandler Brewer

Grinder Award Defensive Line

Malik Mancel

Grinder Award Linebacker

DJ Sanders

Grinder Award Safety

Jovante Moffatt

Grinder Award Corner

Charvarius Ward

Grinder Award Specialist

Daniel Sargent

By Class (scholarship players only)**Seniors (13)**

Peter Bailey
Ricky Blair
Alex Dale
Lucas Hamilton
Myles Harges
Malik Hawkins
Jahmal Jones
Michael Minter
Canon Rooker
D.J. Sanders
Conner Trent
Shane Tucker
Charvarius Ward

Juniors (26)

Desmond Anderson
Robert Behanan
Matt Bonadies
Walter Brady
Chandler Brewer
Wesley Bush
Rosheem Collins
Kamau Farrell-Burke
Eric Golston
Maurice Gordon
Aaron Griffith
Darius Harris
Richie James
Carlos Johnson
O.J. Johnson
Darius Liggins
Max Linder
Chris Melton
Jovante Moffatt

Angelo Owens
Darryl Randolph
Tavonn Salter
Brent Stockstill
Tavares Thomas
Jermel Walker
Ty Watkins

Sophomores (18)

Khalil Brooks
Tyshawn Brown
Jocquez Bruce
Dale Craig
Josh Fannin
Ruben Garnett
Ty Lee
Amir Luckett
Malik Mancel
Trae Philpots
Tyshun Render
Isiah Upton
John Urzua
Vernon Walker
Terelle West
CJ Windham

Redshirt Freshmen (11)

Kyle Banks
Justin Brown
Caleb Felton
Jordan Gonzalez
Luke Harris
Reginald Henderson
Crews Holt
Chris Myers

Ty Nix
Rakavian Poydras
Kylan Stribling

Freshmen (16)

Brad Anderson
Reed Blankenship
Zeke Cobb
D.J. Delfendahl
Elijah Dobbins
Jordan Ferguson
Raheme Fuller
Tyrese Johnson
Cole Kirby
Jimmy Marshall
Cain McWilliams
Chaton Mobley
Wayne Parks
Cody Smith
DQ Thomas
John Turner

STARTERS RETURNING: 15

OFFENSE: 6

NAME, POSITION

Chandler Brewer, OL
Richie James, WR
Carlos Johnson, OL
Ty Lee, WR
Patrick Smith, WR
Brent Stockstill, QB

2016 NOTES

Played and started all 13 games ... 2nd among linemen with 980 snaps
Has 213 receptions in two seasons and nearly 3,000 yards
Played and started 10 games and was in on 756 snaps
Voted a Freshman All-American by the FWA
Hauled in 28 passes for 332 yards and four TDs as a walk-on
Owns career records in TD passes (61), 300-yd games (14), & passing yards/game (303.3)

DEFENSE: 6

NAME, POSITION

Alex Dale, S
Darius Harris, LB
Chris Melton, LB
Michael Minter, CB
Jovante Moffatt, S
DJ Sanders, LB

2016 NOTES

Ranked seventh on the team with a career-best 61 tackles to go with five pass breakups
Had a career-best 74 tackles, including eight TFLs, two fumble recoveries and a forced fumble
Led team with a personal-best 102 tackles
Started all 13 games and had two interceptions and 10 pass breakups
Was second on the team with 76 stops, including a TFL and three pass breakups
Had a career-best 66 tackles, including 4.5 TFLs, 2.0 sacks, two interceptions, and 9 PBU

SPECIALISTS: 3

NAME, POSITION

Matt Bonadies, P
Jim Cardwell, H
Canon Rooker, PK

2016 NOTES

Played in 13 games and had a 38.8-yard average
Played in all 13 games and was critical in PK Canon Rooker's record-breaking season
First Team All-C-USA ... Scored 112 points which was most ever by a kicker at MT

STARTERS LOST: 11

OFFENSE: 5

NAME, POSITION

Dennis Andrews, WR
Josh Chester, OL
l'Tavius Mathers, RB
Maurquice Shakir, OL
Daniel Stephens, OL

2016 NOTES

Ranked fourth on team in receiving with 32 catches for 428 yards and eight TDs
Started all 13 games and was in on 956 total snaps and had five games with 80 or more
First in NCAA FBS history to have 1,500 yds rushing, 500 yds receiving and 60 catches
Started all 13 games and led all linemen with 1,043 total snaps
Second team All-C-USA

DEFENSE: 5

NAME, POSITION

Jeremy Cutrer, CB
Chris Hale, DE
Shaquille Huff, DT
Jimal McBride, DT
Steven Rhodes, DE

2016 NOTES

Fifth on the team with 64 stops and led team in interceptions (3) and pass breakups (10)
Honorable mention All-C-USA
27 tackles, including 7.5 TFLs, two sacks, a fumble recovery and forced fumble last year
Honorable mention All-C-USA
Had career-best 41 tackles, a team-high eight TFLs, 4.5 sacks, and seven hurries

SPECIALISTS: 1

NAME, POSITION

William Eads, LS

2016 NOTES

First team All-C-USA

2017 ROSTER

LETTERWINNERS RETURNING (38)

OFFENSE (18): Desmond Anderson, Robert Behanan, Chandler Brewer, Tyshawn Brown, Ruben Garnett, Lucas Hamilton, Richie James, Carlos Johnson, Ty Lee, Max Linder, Patrick Smith, Brent Stockstill, Conner Trent, Shane Tucker, Isiah Upton, John Urzua, Terelle West, CJ Windham

DEFENSE (17): Peter Bailey, Khalil Brooks, Dale Craig, Alex Dale, Myles Harges, Darius Harris, Malik Hawkins, Jahmal Jones, Darrius Liggins, Malik Mancieli, Chris Melton, Michael Minter, Jovante Moffatt, Darryl Randolph, Tyshun Render, DJ Sanders, Charvarius Ward

SPECIALISTS (3): Matt Bonadies, Jim Cardwell, Canon Rooker

LETTERWINNERS LOST (22)

OFFENSE (11): Dennis Andrews, Josh Chester, Rod Ducksworth, Demetrius Frazier, l'Tavius Mathers, Terry Pettis, Hunter Rogers, Jonathan Roth, Maurquice Shakir, Daniel Stephens, Kamani Thomas

DEFENSE (10): Justin Akins, Chris Brown, Jeremy Cutrer, Raynard Felton, Chris Hale, Dontavious Heard, Shaquille Huff, Jimal McBride, Steven Rhodes, Azar Wilson

SPECIALISTS (1): William Eads

BLUE RAIDERS BY CLASS

SENIORS (14): Peter Bailey, Ricky Blair, Alex Dale, Lucas Hamilton, Myles Harges, Malik Hawkins, Jahmal Jones, Robert Kelley, Michael Minter, Canon Rooker, DJ Sanders, Conner Trent, Shane Tucker, Charvarius Ward

JUNIORS (22): Desmond Anderson, Robert Behanan, Matt Bonadies, Walter Brady, Chandler Brewer, Jim Cardwell, Chris Dunnum, Eric Golston, Aaron Griffith, Darius Harris, Richie James, Carlos Johnson, Darrius Liggins, Max Linder, Chris Melton, Jack Mitchell, Jovante Moffatt, Angelo Owens, Darryl Randolph, Patrick Smith, Brent Stockstill, Jermel Walker, Ty Watkins

SOPHOMORES (17): Aidan Black, Khalil Brooks, Tyshawn Brown, Jocquez Bruce, Jon Carrothers, Dale Craig, Josh Fannin, Ruben Garnett, Ty Lee, Malik Mancieli, Trae Philpots, Tyshun Render, Isiah Upton, John Urzua, Vernon Walker, Terelle West, CJ Windham

REDSHIRT FRESHMEN (21): Brandon Archer, Miller Armstrong, Kyle Banks, Justin Brown, Peyton Burke, Xavier Dupree, Caleb Felton, Jordan Gonzalez, Luke Harris, Reginald Henderson, Russ Hiett, Crews Holt, Jordan Middleton, Will Mitchell, Chris Myers, Ty Nix, Rakavian Poydras, Daniel Sargent, Matthew Stephenson, Kylan Stribling, Davis Witt

Our Town. Our Team.



2017 PLAYER BIOS

#TRUEBLUE

#BlueRaiders





25 **DESMOND ANDERSON**
5-10 • 176 • JUNIOR • PACOLET, SC

2017 (Junior)

- Made the move back to running back in the spring

2016 (Sophomore)

- Earned the Most Improved Running Back award in the spring
- Was moved to receiver mid-way through fall camp
- Played in 10 games and had two starts
- Was sixth on team with 10 catches for 135 yards and one TD
- Led team in kickoff returns with 16 for 328 yards (20.5)
- Had three catches, including a touchdown in opener against Alabama A&M
- Earned his first career start at receiver against Vanderbilt and had two receptions while also having two catches against North Texas
- Did not play at FIU or against UTSA or Marshall due to a hamstring pull

2015 (Freshman)

- Played in nine games and had one start
- Ranked third on the team in rushing with 378 yards on 83 carries to go with four touchdowns
- Played 192 total snaps with 146 coming against FIU, LA Tech and Marshall
- Missed the Jackson State and Alabama games with an injury
- In his first collegiate game, Anderson rushed 12 times for 66 yards and a touchdown in win over Charlotte
- Rushed 29 times for 144 yards and three touchdowns in win over FIU
- Led the team with 101 yards rushing on 25 carries in win over Marshall
- Did not play at UTSA or in bowl game due to an injury

High School

- Lettered in football, basketball, and track at Broome High School
- Named the Region 3-AAA Player of the Year in 2014 while also earning all-state honors
- Voted the team's Offensive Player of the Year as a senior
- Was among the state's rushing leaders with over 2,100 yards and 28 touchdowns (10.7 yards a carry)
- Named the Spartanburg Herald Journal and the WSPA Channel 7 Player of the Week against Chester High School when he returned a punt for a touchdown and rushed for 349 yards and six touchdowns
- Crowned the state long jump champion in 2014
- Was all-state in track in 2013 and 2014 while earning all-region honors in 2012, 2013, and 2014
- Played football for Coach Jett Turner

Personal

- Full name: Desmond Ronnell Anderson
- Parents: Demetrius and Anita Anderson
- Birthdate: 4/28/97
- Other: Cousin Charone Peake is a wide receiver at Clemson
- Major: Liberal Studies

CAREER STATISTICS

| Rushing | G | Att | Yds | TD | Lg | Avg/C | Avg/G |
|--------------|-----------|-----------|------------|----------|-----------|------------|-------------|
| 2015 | 9 | 83 | 378 | 4 | 20 | 4.6 | 42.0 |
| 2016 | 10 | 1 | 29 | 0 | 29 | 29.0 | 2.9 |
| Total | 19 | 84 | 407 | 4 | 29 | 4.8 | 21.4 |

| Receiving | G | Rec | Yds | TD | Lg | Rec/G | Avg/C | Avg/G |
|--------------|-----------|-----------|------------|----------|-----------|------------|-------------|------------|
| 2015 | 9 | 1 | 42 | 0 | 42 | 0.1 | 42.0 | 4.7 |
| 2016 | 10 | 10 | 135 | 1 | 24 | 1.1 | 13.5 | 13.5 |
| Total | 19 | 11 | 177 | 1 | 42 | 0.6 | 16.1 | 9.3 |



00 **BRANDON ARCHER**
6-0 • 178 • r-FRESHMAN • MEMPHIS, TN

2016 (Freshman)

- Took a redshirt year

High School

- Lettered in football, track and rugby at Christian Brothers High School
- Played football for Coach Scott Vogel

Personal

- Brandon Ardell Archer
- Parents: Courtney Archer and the late Christopher Archer
- Birthdate: 9/3/97
- Major: Leisure Sport & Tourism Studies



20 **MILLER ARMSTRONG**
6-0 • 210 • r-FRESHMAN • MURFREESBORO, TN

2017 (r-Freshman)

- Made the move to linebacker during fall camp

2016 (Freshman)

- Took a redshirt
- Was named the Offensive Scout Team Player of the Year

High School

- Lettered in football and basketball at Blackman High School
- Was all-region as a quarterback his senior year and all-district as a linebacker during his junior campaign
- Named the Penn Station Player of the Year
- Played for Coach David Watson

Personal

- Stuart Miller Armstrong
- Parents: Wayne and Kim Armstrong
- Birthdate: 6/12/97
- Major: Exercise Science



00 SIDNEY AUSTIN

6-0 • 180 • r-SOPHOMORE • LITTLE ROCK, AR

2017 (r-Sophomore)

- Transferred to Middle Tennessee

2015-16 (Freshman)

- Attended Arkansas-Pine Bluff where he was a member of the football team in 2015 and 2016
- Played in one game during 2016 season

High School

- Lettered in football and track at Arlington High School
- Earned all-district honors as a junior and senior
- Best of Preps as a senior as well
- Played football for Coach Wes Jones

Personal

- Sidney Austin
- Parents: Gary Austin and Robin Flournoy
- Birthdate: 9/20/96
- Major: Liberal Studies



11 PETER BAILEY

6-4 • 265 • r-SENIOR • KISSIMMEE, FL

2016 (Senior)

- Missed the entire season with an injury and was redshirted

2015 (Junior)

- Played in 12 games
- Finished year with eight total tackles
- Was in on 176 total snaps, including a season-high 24 against FIU
- Had two stops in opening win over Jackson State

Hinds CC

- Rated a three-star recruit by 247Sports
- Earned first team all-state honors after collecting 61 tackles, seven TFLs, 6.5 sacks and a forced fumble in 2014
- As a freshman he turned in 38 tackles, including two sacks, nine TFLs and a forced fumble
- Named to Who's Who among student's in American Community and Junior Colleges

High School

- Played at Osceola High School

Personal

- Full name: Peter A. Bailey

- Parents: Peter Bailey Sr. and Kimberly Cone
- Birthdate: 12/17/93
- Major: Liberal Studies

CAREER STATISTICS

| Tackles | G | UA | A | Total | TFL | Yds | QBS | YDS | PD | FF | FR | BK |
|---------|----|----|---|-------|-----|-----|-----|-----|----|----|----|----|
| 2015 | 12 | 3 | 5 | 8 | 0 | 0 | 0 | 0 | 0 | 0 | 0 | 0 |
| Total | 12 | 3 | 5 | 8 | 0 | 0 | 0 | 0 | 0 | 0 | 0 | 0 |



10 KYLE BANKS

6-2 • 195 • r-FRESHMAN • ACWORTH, GA

2016 (Freshman)

- Took a redshirt year

High School

- Lettered in football and lacrosse for North Paulding High School
- Rated a three-star recruit by Scout and 247Sports
- Threw for 6,211 yards combined his junior and senior seasons to go with 61 touchdowns
- Had 2,713 yards passing, 24 touchdowns and led team in rushing as a senior while adding 3,498 passing yards (15th all-time in Georgia history) and 32 touchdowns (14th all-time in Georgia history) as a junior to lead the state
- Was named the Paulding Athlete of the Year for 2014-15 while being tabbed honorable mention all-state. Earned first team all-region honors and County Player of Year as a junior and senior
- Competed in the Rising Seniors game
- Threw for 560 yards against Harriman in 2014 which ranked third all-time in state of Georgia history and earned him USA Today HS Sports Performance of the Week recognition
- In lacrosse he was named a Georgia Brine National All-American, was a three-year letter-winner, team captain, team MVP and offensive player of year in 2013 and 2014
- Played football for Coach Scott Jones

Personal

- Full name: Kyle Robert Banks
- Parents: Bob and Jeanne Banks
- Birthdate: 7/9/97
- Major: Academic Focus



74 ROBERT BEHANAN

6-3 • 293 • r-JUNIOR • FAIRFIELD, OH

2017 (r-Junior)

- Named Most Improved Offensive Lineman following spring drills
- Made the move to center

2016 (r-Sophomore)

- Played in all 13 games and earned two starts

- Was in on 287 total snaps with 167 coming in final two games of the regular season
- Member of the field goal and extra point team
- Started against Charlotte and FAU

2015 (r-Freshman)

- Played in six games with most of his time coming on special teams
- Saw action in 62 total snaps, including a season-best 21 against Charlotte

2014 (Freshman)

- Took a redshirt year

High School

- Three-star recruit by Scout.com
- Led Fairfield High School to a 9-1 mark his senior year and a trip to the playoffs for the first time in eight years
- Voted second team all-Southwest District in 2013 while also garnering all-area accolades. Also first team all-city, all-conference, and region 15 team member
- Ranked as the 30th best lineman prospect by the Rivals Camp Series in summer 2013
- Named to 2013 Preseason All-Tri-State Football Third Team
- A member of the Captains Council, the J. Kyle Braid Leadership Foundation, and the Fairfield safe and drug free coalition
- Played for coach Jason Krause

Personal

- Full name: Robert Edward Behanan Jr
- Parent: Kerri Behanan
- Birthdate: 5/13/96
- Major: Concrete Industry Management



00 AIDAN BLACK
6-3 • 216 • r-SOPHOMORE • ATHENS, GA

2016 (Sophomore)

- Did not see action in any games

Robert Morris

- Did not play in any games as a freshman

High School

- Named All-Northeast Georgia as a junior and senior at Athens Academy
- Also earned first team all-region and all-county honors at tight end in his senior season
- Caught 17 passes for 241 yards and a pair of touchdowns in 2014
- Also earned three letters each in basketball and track & field

Personal

- Full name: Aidan Alexander Black
- Parents: Joel and Michelle Black
- Birthdate: 10/17/96
- Major: Finance



87 RICKY BLAIR
6-3 • 184 • SENIOR • HACIENDA HEIGHTS, CA

2016 (Junior)

- Played in three games and had 58 total snaps
- Had two catches for 50 yards on the season
- Hauled in a 43-yard pass in opener against Alabama A&M and added a catch in win over LA Tech

Pasadena City College

- Two-year starter at Pasadena
- Led the team in 2015 with 46 receptions for 629 yards and eight touchdowns
- In 2014, added 31 receptions for 546 yards and four touchdowns

High School

- Lettered in football at Los Altos High School where he played for Coach Dale Ziola
- Earned all-conference honors as a receiver

Personal

- Full name: Ricky Anthony Blair
- Parents: Rick Blair and Rita Bishop
- Birthdate: 1/16/1994
- Major: Liberal Studies

CAREER STATISTICS

| Receiving | G | Rec | Yds | TD | Lg | Rec/G | Avg/C | Avg/G |
|-----------|---|-----|-----|----|----|-------|-------|-------|
| 2016 | 3 | 2 | 50 | 0 | 43 | 0.6 | 25.0 | 16.7 |



99 MATT BONADIES
6-1 • 197 • JUNIOR • BUFORD, GA

2016 (Sophomore)

- Named to the Ray Guy Award Watch List
- Played in 13 games and had a 38.8-yard average
- Had five punts of over 50 yards and put 16 inside opponents 20
- Had a 44.4-yard average on five kicks in win over LA Tech with four being downed inside the 20-yard line
- Averaged 42.3 yards a punt on three attempts at Vanderbilt
- Registered a 42.5 average on six punts against Bowling Green in pouring rain with four being downed inside the 20-yard line
- Had punts of 59, 57, 55, 54 and 53 yards

2015 (Freshman)

- Played in eight games and led team with a 41.3-yard average, including a long of 53 yards
- Also had 10 punts downed inside the 20
- Earned his first career start against FIU and averaged 42.4 yards on four punts
- Had a 44.7-yard average on six punts at LA Tech and put two inside the 20
- Averaged 40 yards a punt in a driving rain storm at FAU and placed three inside the 20-yard line
- Had a 44.8-yard average on five kicks against Western Michigan, including a 52 yarder

High School

- A three-year starter for Buford High School where he was part of three straight state championships
- 2014 Class AAA first team all-state
- Owns the school scoring record, longest made field goal (48) and best average kickoff yardage
- Selected as one of two kickers for the 2013 Georgia Rising Seniors Junior Bowl, recognized as 2012 Region Specialist of the Year, 1st Team All Region, 2013 2nd Team All-State, Gwinnett All-County Team Kicker, Class AAA 1st Team Offense Kicker in the State of Georgia, National Kickoff Champion Class of 2015 (Chris Sailer), Georgia Nike Camp Kickoff Champion (Chris Sailer), Georgia Nike Camp Finalist (Chris Sailer), 2013 Vegas Event Last Man Standing Field Goal Champion Class of 2015 (Chris Sailer), and 1st Place Punter Class of 2015 (Kornblue Kicking)
- As a senior he made 5 of 7 field goals and had a punting average of 47.8 yards
- Hit a 43-yard field goal to help Buford win the 2012 state championship over St. Pius, and hit a 48 and 42-yard field goal in the third round of the playoffs that season
- Also lettered in soccer at Buford
- Played football for Coach Jess Simpson

Personal

- Full name: Matthew Gregory Bonadies
- Parents: Gregory and Debbie Bonadies
- Birthdate: 12/23/96
- Major: Construction Management

| Punting | CAREER STATISTICS | | | | | | | |
|--------------|-------------------|-----------|-------------|-----------|-------------|-----------|----------|-----------|
| | G | No. | Yards | Lg | Avg | FC | +50 | In20 |
| 2015 | 8 | 31 | 1280 | 53 | 41.3 | 4 | 3 | 10 |
| 2016 | 13 | 58 | 2248 | 59 | 38.8 | 20 | 5 | 16 |
| Total | 21 | 89 | 3528 | 59 | 39.6 | 24 | 8 | 26 |

56 WALTER BRADY
6-3 • 267 • r-JUNIOR • FLORENCE, AL

2016 (r-Sophomore)

- Sat out the year due to NCAA transfer guidelines

2015 (r-Freshman)

- Earned First Team Freshman All-American (FWAA, Sporting News, USA Today)
- Named Freshman All-SEC (Coaches) and team Freshman of the Year
- Led all freshmen nationally in sacks at the end of the regular season
- Emerged as one of Mizzou's top defensive linemen playing all 12 games in the 2015 season, starting nine of the 12
- Tied with DE Charles Harris for team high of seven sacks on the season with a career high two against UConn (Sept. 19) and South Carolina (Oct. 3)
- Second among Mizzou defensive linemen with 40 tackles (21 solo) in 2015
- Showed off versatility on defense by forcing a fumble against Mississippi State (Nov. 5) and returning an interception for 22-yards against South Carolina (Oct. 3)
- Ranked eighth in the SEC in sacks and 14th in tackles-for-loss, both of which were the top mark by any freshman in the SEC in 2015

2014 (Freshman)

- Took a redshirt year at Missouri

High School

- Made an immediate impact in his only season at Florence High School for head coach Jamey Dubose, totaling 85 tackles, 24.0 tackles-for-loss, 8.5 sacks and two interceptions
- Was a force in the backfield as a junior in 2012 at Trezevant High School in Memphis, recording 96 tackles with 10.0 sacks, along with two forced fumbles, one fumble recovery and one pass breakup
- Earned Commercial Appeal First Team All-District recognition after his junior campaign

Personal

- Full name: Walter Brady
- Mother - Mickie Renee Sada
- Birthdate: 1/11/96
- Major: Liberal Studies

| Tackles | CAREER STATISTICS | | | | | | | | | | | |
|--------------|-------------------|----------|----------|----------|----------|----------|----------|----------|----------|----------|----------|----------|
| | G | UA | A | Total | TFL | Yds | QBS | YDS | PD | FF | FR | INT |
| 2015 | 12 | 21 | 19 | 40 | 12.5 | 53 | 7.0 | 41 | 2 | 1 | 1 | 1-22 |
| Total | 12 | 3 | 5 | 8 | 0 | 0 | 0 | 0 | 0 | 0 | 0 | 0 |

73 CHANDLER BREWER
6-6 • 320 • JUNIOR • FLORENCE, AL

2017 (Junior)

- Earned the Offensive Lineman Grinder award in the spring

2016 (Sophomore)

- Named Honorable Mention All-C-USA
- Named Third Team All-C-USA by Phil Steele
- Earned the Offensive Lineman Grinder award in the spring
- Played and started all 13 games
- Part of an offensive line that had the most pass attempts in C-USA and the fewest sacks allowed
- Integral part of an offense that produced a 1,000-yard rusher, 1,000-yard receiver and set single-season records in points, touchdowns and total yards
- Was in on 980 snaps which was second among linemen
- Played 80 or more snaps seven times
- Played a season-high 88 snaps against Vanderbilt

2015 (Freshman)

- Named to the All-C-USA Freshman Team
- Played in all 13 games and had 11 starts (4 at tackle, 7 at guard)
- Ranked third among linemen with 875 snaps played, including a season-best 92 against Jackson State
- Was integral in the Blue Raider offense setting single-season records in total offense, scoring and passing yards while helping produce the first 4,000-yard passer and two 1,000-yard receivers in the same season for first time in school history

High School

- A three-year letterman and starter in football
- Helped lead Florence High School to an 11-3 record and a spot in the semifinals of the state championship his senior year while earning second team all-state honors by the ASWA
- Was also first team all-region in GA
- Earned honorable mention all-state recognition as a junior
- Garnered first team all-region and all-county honors in 2012 and 2013
- Played for Coach Jason Wallace

Personal

- Full name: Chandler Wade Brewer
- Parent: Darrell and Sue Anne Brewer
- Birthdate: 6/12/97
- Major: Agriculture Business

16 KHALIL BROOKS
5-11 • 200 • r-SOPHOMORE • ATLANTA, GA

2017 (r-Sophomore)

- Named the team's Most Improved Linebacker following spring drills

2016 (r-Freshman)

- Played all 13 games and ranked 11th on team with 38 tackles and four pass breakups
- Shared team lead in special teams stops with 10
- Had five tackles against FIU, Charlotte and FAU
- Collected four stops against AAMU, LA Tech, and North Texas

2015 (Freshman)

- Took a redshirt year

High School

- Lettered in football and track at Benjamin E. Mays High School
- Earned first team all-region honors as a senior after registering 92 tackles, three interceptions, two forced fumbles and two fumble recoveries
- Had 76 tackles as a junior on way to earning second team all-region honors
- Was a state participant in the 4x100 in track
- Member of the Beta Club, National Honor Society and Top 10 Percent

Personal

- Full name: Khalil Hasaan Brooks
- Parent: Mary Brooks
- Birthdate: 7/7/97
- Major: Leisure Sport & Tourism Studies

| Tackles | CAREER STATISTICS | | | | | | | | | | | |
|--------------|-------------------|-----------|-----------|-----------|------------|----------|------------|----------|----------|----------|----------|----------|
| | G | UA | A | Total | TFL | Yds | QBS | YDS | PD | FF | FR | BLK |
| 2016 | 13 | 26 | 12 | 38 | 2.0 | 7 | 0.5 | 3 | 4 | 0 | 0 | 0 |
| Total | 13 | 26 | 12 | 38 | 2.0 | 7 | 0.5 | 3 | 4 | 0 | 0 | 0 |



21 JUSTIN BROWN
6-0 • 183 • r-FRESHMAN • BIRMINGHAM, AL

2016 (Freshman)

- Took a redshirt year

High School

- Lettered in football at A.H. Parker High School
- Earned all-state and all-city honors
- Collected 53 tackles, six interceptions, four forced fumbles, three fumble recoveries and seven pass breakups in 2015
- Played for Coach Andre Robinson

Personal

- Full name: Justin Taylor Brown
- Parents: Phillip Sr. and Wanda Brown
- Birthdate: 1/13/98
- Major: Academic Focus



34 TYSHAWN BROWN
6-1 • 174 • SOPHOMORE • ATLANTA, GA

2016 (Freshman)

- Went through spring drills
- Made the move from safety to wide receiver week before season opener
- Played in 12 games and had five receptions for 84 yards and a TD
- Responded with two receptions for 27 yards and a touchdown against Alabama A&M
- Had catches against Vanderbilt, UTSA and FAU

High School

- Lettered in football and track at Benjamin E. Mays High School
- Rated a three-star recruit by 247Sports
- Had 39 receptions for 568 yards and seven touchdowns in 2015 while adding 39 grabs for 647 yards and seven scores in 2014
- Played for Coach Corey Jarvis

Personal

- Full name: Tyshawn Jamall Brown
- Parent: Tashaunka R. Brown
- Birthdate: 3/14/96
- Major: Liberal Studies

CAREER STATISTICS

| Receiving | G | Rec | Yds | TD | Lg | Rec/G | Avg/C | Avg/G |
|--------------|-----------|----------|-----------|----------|-----------|------------|-------------|------------|
| 2016 | 12 | 5 | 84 | 1 | 38 | 0.4 | 16.8 | 7.0 |
| Total | 12 | 5 | 84 | 1 | 38 | 0.4 | 16.8 | 7.0 |



5 JOQUEZ BRUCE
5-10 • 167 • r-SOPHOMORE • KNOXVILLE, TN

2016 (r-Freshman)

- Suffered a leg injury late in preseason camp and was lost for the entire regular season
- Played his first collegiate game in the Hawai'i Bowl and had two receptions for 31 yards
- Was penciled in as a starter prior to the injury

2015 (Freshman)

- Took a redshirt year

High School

- Originally enrolled at the University of Tennessee as a blueshirt recruit in June 2015
- Rated a three-star recruit by Rivals.com, ESPN, Scout and 247Sports
- Ranked the nation's No. 111 athlete and the No. 31 overall prospect from the state of Tennessee in the 247Sports Composite for the 2015 class
- Helped lead South-Doyle to the Class 5A state quarterfinals in 2014, posting 1,381 yards rushing and 21 touchdowns in leading team to a 12-1 record
- Played running back, wide receiver and defensive back for South-Doyle
- Selected to play in the 2014 "Border Bowl" All-Star Game and the Toyota East vs West All-Star Game
- As a junior, he rushed for 1,936 yards on 210 carries with 29 touchdowns to go along with 29 receptions
- Also starred in basketball at South Doyle

Personal

- Full name: Jocquez Dashawn Bruce
- Born: 2/17/97
- Parent: La'Nema Bruce
- Major: Liberal Studies

CAREER STATISTICS

| Receiving | G | Rec | Yds | TD | Lg | Rec/G | Avg/C | Avg/G |
|--------------|----------|----------|-----------|----------|-----------|------------|-------------|-------------|
| 2016 | 1 | 2 | 31 | 0 | 28 | 2.0 | 15.5 | 31.0 |
| Total | 1 | 2 | 31 | 0 | 28 | 2.0 | 15.5 | 31.0 |



2 PEYTON BURKE
5-11 • 183 • r-FRESHMAN • LEXINGTON, KY

2016 (Freshman)

- Took a redshirt year

High School

- Lettered in football and track at Tates Creek High School
- Was the Class 6A passing leader his senior year with a school record 2,651 yards and 34 touchdowns
- Named team MVP, offensive MVP, Pikeville Bowl MVP, and won the Roy Walton Award for hard work and

leadership

- Started for Team Kentucky in the Kentucky vs Tennessee Border Bowl
- Played for Coach Antoine Sims

Personal

- Full name: Peyton Thomas Gaines Burke
- Parents: David and Debbie Burke
- Birthdate: 1/29/98
- Major: Academic Focus



23 WESLEY BUSH
6-1 • 191 • JUNIOR • MACON, MS

Northwest Mississippi CC

- Played as a freshman and sophomore at NWCC where team combined for 20-4 record
- In 2016, he ranked seventh on team with 48 tackles, including two TFLs and a team-high five interceptions. Also had three forced fumbles, two fumble recoveries and 10 pass breakups
- Had 30 tackles, including two TFLs, an interception and fumble recovery in 2015

High School

- Lettered and played for head coach Tyrone Shorter at Noxubee County High School
- Helped Tigers to a 14-2 record and state championship as a senior
- Collected 48 tackles, 4.5 TFLs and four interceptions his senior year
- Earned first team all-state honors

Personal

- Full name: Wesley Deondra Bush
- Parents: Jessie and Daniella Bush
- Nickname is "Welly B"
- Born: 3/27/97
- Major: Liberal Studies



38 JIM CARDWELL
5-9 • 169 • r-JUNIOR • CHATTANOOGA, TN

2016 (r-Sophomore)

- Played in all 13 games and was critical in PK Canon Rooker's record-breaking season

2015 (r-Freshman)

- Played in all 13 games and served as the team's holder on field goals and extra points

2014 (Freshman)

- A walk-on who took a redshirt year

High School

- Lettered in football and baseball for four years at Boyd-Buchanan High School
- Earned all-state honors two years in football and was an all-district pick four times
- Was all-state in baseball and all-district
- Finished with the school career mark for total rushing yards and touchdowns
- Played for Coach Grant Reynolds

Personal

- Full name: James Thomas Cardwell
- Parents: Carter and Allison Cardwell
- Birthdate: 2/24/96
- Major: Finance



00 JON CARROTHERS
6-0 • 215 • r-SOPHOMORE • MEMPHIS, TN

2016 (r-Freshman)

- Was a walk-on to the Blue Raider program

2015 (Freshman)

- Attended Cumberland University

High School

- Lettered in football, basketball and track at Collierville High School
- Earned honorable mention all-district honors as a junior and senior
- Was a three-time defensive player of the year in basketball

Personal

- Jonquall Ladeadrick Carrothers
- Parents: Rick and Tasha Carrothers-Tyson
- Birthdate: 6/14/97
- Major: Exercise Science



96 ROSHEEM COLLINS
6-1 • 303 • JUNIOR • WAYCROSS, GA

East Central CC

- Played two years as a defensive lineman at East Central
- Ranked eighth on the team in tackles with 26 stops in 2016 to go with 3.5 TFLs and a sack
- Had 18 tackles, including two TFLs as a freshman

High School

- Lettered in football at Ware County High School
- Earned first team all-state and all-region honors
- Named the defensive player of the year
- Played for Coach Franklin Stephens

Personal

- Full name: Rosheem Collins
- Parents: Guy Franklin and Jona Collins
- Born: 4/17/96
- Major: Liberal Studies
- Other: His uncle is Germayle Franklin who played for the Blue Raiders from 2002 to 2006



40 DALE CRAIG
6-0 • 214 • SOPHOMORE • LAWRENCEVILLE, GA

2016 (Freshman)

- Played in 11 games and had six total tackles
- Was in on 124 total snaps, including a season-high 24 at Missouri
- Had three tackles at Bowling Green
- Collected two tackles against LA Tech

High School

- A three-year starter at linebacker who averaged more than 80 tackles a season
- Played his senior year at Buford High School after transferring from North Paulding High School
- As a senior he turned in 10 sacks, 12 tackles for loss while playing defensive end and linebacker for Buford
- Played for a state title at Buford
- Had 125 tackles as a junior to earn region 4-6AAAAAA MVP honors while being voted one of the top five linebackers in the state by the NUC
- Voted team captain his sophomore and junior seasons
- Selected to play in the USA All-American Game
- Also lettered in track where he had a personal best of 21.89 in the 200 meters
- Was an ambassador for the school and a member of the FCA
- Played for Coach Jeff Simpson at Buford and Scott Jones at North Paulding

Personal

- Full name: William Dalefonte Craig
- Parents: William and Caltekee Craig
- Birthdate: 3/29/98
- Major: Marketing

| Tackles | CAREER STATISTICS | | | | | | | | | | | |
|--------------|-------------------|----------|----------|----------|----------|----------|----------|----------|----------|----------|----------|----------|
| | G | UA | A | Total | TFL | Yds | QBS | YDS | PD | FF | FR | INT |
| 2016 | 11 | 3 | 3 | 6 | 0 | 0 | 0 | 0 | 0 | 0 | 0 | 0 |
| Total | 11 | 3 | 3 | 6 | 0 | 0 | 0 | 0 | 0 | 0 | 0 | 0 |



22 ALEX DALE
5-10 • 200 • r-SENIOR • MEMPHIS, TN

2016 (r-Junior)

- Played in 10 games and earned eight starts
- Ranked seventh on the team with a career-best 61 tackles to go with five pass breakups
- Played 724 snaps and had more than 100 snaps in a game three times
- Credited with a career-high 18 tackles, including 13 solos, to go with a forced fumble in upset win at Missouri
- Did not play at FIU due to a shoulder injury
- Had two tackles against UTSA but was not 100 percent
- Did not play against Marshall or Charlotte

2015 (r-Sophomore)

- Played in all 13 games
- Ended season with 21 tackles, including 2.0 TFLs, a sack, two interceptions and a team-best three forced fumbles
- Added two stops against Jackson State
- Had a pass breakup at Alabama
- Credited with a sack and forced fumble against Charlotte
- Turned in two stops at Illinois and also against Vanderbilt
- Had two tackles and a forced fumble at WKU

- Collected a forced fumble and a pass breakup against FIU
- Added three tackles, including a TFL at FAU
- Had an interception at UTSA that he returned 34 yards for a touchdown

2014 (r-Freshman)

- Played in eight games
- Was in on 86 total snaps, including a season-high 22 against Southern Miss
- Played mainly on special teams
- Had two pass breakups in win over USM
- Missed the Marshall and UAB games with an ankle injury
- Returned against BYU and FIU, then missed FAU and UTEP with an ankle injury

2013 (Freshman)

- Sat out the year after transferring from Cincinnati

High School

- Ranked as a three-star recruit by Rivals.com and two-star recruit by Scout.com and 247sports.com
- Named to the Tennessee Sports Writers Association Division 2-AA all-state football team
- Rated as the No. 137 cornerback in the 2012 class by Scout.com
- Graded as the No. 163 athlete in the class of 2012 and the No. 39 prospect in the 2012 class in the state of Tennessee by 247sports.com
- Rated as the No. 27 cornerback in the class of 2012 and the No. 18 prospect in the state of Tennessee in the 2012 class by ESPN
- Recorded 64 tackles with two interceptions as a junior at Memphis University School
- Participated in track & field in high school
- Coached by Bobby Alston

Personal

- Full name: Alex Dale
- Parents: Frederick Dale (deceased) and Avery Dale
- Birthdate: 1/10/94
- Major: Leisure Sport & Tourism Studies

| Tackles | CAREER STATISTICS | | | | | | | | | | | |
|--------------|-------------------|-----------|-----------|-----------|------------|-----------|------------|----------|----------|----------|----------|-------------|
| | G | UA | A | Total | TFL | Yds | QBS | YDS | PD | FF | FR | INT |
| 2014 | 8 | 0 | 0 | 0 | 0.0 | 0 | 0 | 0 | 2 | 0 | 0 | 0 |
| 2015 | 13 | 16 | 5 | 21 | 2.0 | 9 | 1.0 | 7 | 2 | 3 | 0 | 2-34 |
| 2016 | 10 | 42 | 19 | 61 | 0.5 | 1 | 0 | 0 | 5 | 1 | 0 | 0 |
| Total | 31 | 58 | 24 | 82 | 2.5 | 10 | 1.0 | 7 | 9 | 4 | 0 | 2-34 |



00 CHRIS DUNNUN
5-11 • 180 • r-JUNIOR • MIAMI, FL

2016 (Redshirt Sophomore)

- Transferred to MT and did not play in any games

2015 (Redshirt Freshman)

- Attended Middle Georgia State University

2014 (Freshman)

- Attended Jacksonville University

High School

- Lettered in football, track and baseball at Community Christian in Stockbridge, GA
- Earned all-state honors in football in 2012 and 2013
- Team captain in 2012 and 2013
- Rushed for over 1,000 yards and had 56 solo tackles as a senior

Personal

- Christopher Bernard Dunnun
- Parents: Chris Dunnun Sr. and Glenitta Dunnun
- Birthdate: 9/29/95
- Major: Aerospace



22 **XAVIER DUPREE**
5-11 • 163 • r-FRESHMAN • DECATUR, GA

2016 (Freshman)

- Took a redshirt year

High School

- Lettered in football and track at South Gwinnett High School
- Won the 2014 Kevin Maloof award in football
- Played for Coach John Small
- Uncles Kendall and Rondell Newson are former Blue Raider players

Personal

- Full name: Xavier Michael Dupree
- Parents: Michael and Yolanda Dupree
- Born: 1/10/97
- Major: Liberal Studies



72 **JOSH FANNIN**
6-3 • 268 • r-SOPHOMORE • HOSCHTON, GA

2016 (r-Freshman)

- Missed the entire season with an injury

2015 (Freshman)

- Took a redshirt year

High School

- Four-year letterman in football and wrestled for two years at Mill Creek High School
- Started two years in football
- Named first team all-county and first team all-region his junior year and helped lead his team to a state quarterfinal appearance as a sophomore
- Competed in the National Underclassmen All-American Game in Myrtle Beach, SC
- Played for Coach Shannon Jarvis

Personal

- Full name: Joshua Ryan Fannin
- Parents: John and Natalie Fannin; Paula Fannin (mother)
- Born: 1/24/96
- Major: Liberal Studies



36 **KAMAU FARRELL-BURKE**
6-3 • 187 • JUNIOR • TORONTO, CANADA

Arizona Western College

- Team played in the 2016 NJCAA National Championship
- Had 22 tackles, four pass breakups and two interceptions in 2016
- In 2015, he collected 14 tackles to go with a pass breakup and a blocked kick

High School

- Lettered in football, basketball and track at Pickering High School in Ontario, Canada
- Won IMG National 7-on-7 championship in 2013 and 2014
- Earned all-star honors in 2012 and 2013
- Played in the 2012 High School Bowl

Personal

- Full name: Kamau Farrell-Burke
- Parents: Patrick Burke and Sharon Farrell
- Born: 10/29/96
- Major: Liberal Studies



41 **CALEB FELTON**
6-1 • 201 • r-FRESHMAN • MUSCLE SHOALS, AL

2016 (Freshman)

- Took a redshirt year
- Named the Defensive Scout Team Player of the Year

High School

- Lettered in football and basketball at Muscle Shoals High School
- Named second team all-state in 2015 by the Alabama Sports Writers
- Also earned first team all-area honors and once won 6A Player of the Week recognition
- Turned in 141 tackles, including 12 TFLs and three interceptions
- A member of the National Honor Society
- Played for Coach Scott Basden
- Aspires to be a software engineer for Google

Personal

- Full name: Caleb Austin Felton
- Parents: Karlos and Arlisa Felton
- Birthdate: 12/30/97
- Major: Business Administration



00 DEMONTE FELTON
6-0 • 178 • r-JUNIOR • KNOXVILLE, TN

2014 (Freshman)
• Attended East Tennessee State

High School
• Lettered in football and track at Richard Yoakley High School
• Earned all-region and all-district honors in football
• Was all-state, all-region and all-district in track
• Played football for Coach Wes Jones

Personal
• DeMonte Lasha Felton
• Birthdate: 5/17/96
• Major: Exercise Science



00 JOSEPH FREELAND
6-2 • 195 • r-JUNIOR • HOPKINSVILLE, KY

2016 (r-Sophomore)
• Transferred to Middle Tennessee

2014-16
• Attended WKU

High School
• Lettered in football, basketball, wrestling and track at Christian County High School
• All-region in wrestling and a state qualifier
• Ranked second in Kentucky in power lifting for the 182 pound class
• Also a state qualifier in track

Personal
• Joseph Wilbert Freeland
• Parents: Wilbert and Charmaine Freeland
• Birthdate: 2/25/95
• Major: Liberal Studies



27 RUBEN GARNETT
5-9 • 170 • r-SOPHOMORE • HEPZIBAH, GA

2017 (Junior)
• Made the move to receiver prior to spring drills

2016 (Sophomore)
• Played in all 13 games and was in on 205 snaps
• Had 22 carries for 53 yards to go with three receptions
• A bulk of his snaps came on special teams where he had seven kickoff returns for 103 yards
• Had eight carries for 23 yards against AAMU

2015 (Freshman)
• Played in just one game
• Rushed 10 times for 45 yards and a touchdown in win over Jackson State
• Played 20 total snaps vs JSU

High School
• Rated a three-star recruit by 247Sports and Rivals
• Was the 2014 FFN All-CSRA Offensive Player of the Year after compiling over 2,000 rushing yards (27 touchdowns) and earned Class A first team all-state honors
• Rushed for 1,928 yards and 22 touchdowns, and was tabbed the Player of the Year and first team all-state by the Georgia Sports Writers Association as a junior
• Finished his career with 5,465 all-purpose yards and 62 touchdowns to go with 171 tackles, 12 TFLs, five interceptions, and six fumble recoveries on defense
• Played for Coach James Leonard

Personal
• Full name: Ruben Cornelius Garnett
• Parent: Pamela Garnett
• Birthdate: 9/24/96
• Major: Concrete Industry Management

CAREER STATISTICS

| Rushing | G | Att | Yds | TD | Lg | Avg/C | Avg/G |
|--------------|-----------|-----------|-----------|----------|-----------|------------|------------|
| 2015 | 1 | 10 | 45 | 1 | 13 | 4.5 | 45.0 |
| 2016 | 13 | 3 | 17 | 0 | 15 | 5.7 | 1.3 |
| Total | 14 | 13 | 62 | 1 | 15 | 3.1 | 4.4 |



89 JORDAN GONZALEZ
6-5 • 255 • r-FRESHMAN • WEST PALM BEACH, FL

2016 (Freshman)
• Took a redshirt year
• Voted the Newcomer Ironman of the Year

High School
• Lettered in football and basketball at Dwyer High School
• Played football his senior year which was first since the fourth grade
• Helped lead Dwyer to a 10-2 record and a district championship in 2015
• Had six sacks and 10 tackles for loss as a senior to earn all-region and all-Palm Beach County honors
• Averaged a double-double his senior year in basketball
• Played for Coach Jack Daniels

Personal

- Full name: Jordan Pablo Gonzalez
- Parents: Rudy and Clara Gonzalez
- Birthdate: 12/29/97
- Major: Animal Science



28 MAURICE GORDON
5-10 • 194 • JUNIOR • DENTON, TX

Navarro College

- Played two years at Navarro
- Earned 2016 All-SWJCFC honors after leading team with 903 rushing yards and nine touchdowns to go with 23 receptions for 201 yards and three scores
- Also led team in scoring and all-purpose yards

High School

- Lettered in football and track at Denton Ryan High School
- Was the offensive player of the year while also earning all-district honors

Personal

- Full name: Maurice Antwonnie Gordon
- Parents: Maurice Gordon and Sonya Huges
- Born: 6/8/97
- Major: Liberal Studies



75 LUCAS HAMILTON
6-5 • 300 • r-SENIOR • LENOIR CITY, TN

2016 (r-Junior)

- Made the move to offensive tackle during spring drills
- Played in all 13 games with most of his time coming on special teams
- Member of the field goal and extra point teams
- Had 95 total snaps on the season

2015 (r-Sophomore)

- Played in all 13 games and earned two starts
- Had one reception on the season
- Was second among tight ends with 227 snaps played
- Lone catch against Jackson State went for a touchdown

2014 (r-Freshman)

- Earned the Jeanne Massaquoi Freshman Academic Award following spring practice
- Played in nine games and had one start
- Had one tackle on the season
- The majority of his time came on special teams
- Played 88 total snaps with a season-high 31 against Savannah State
- Earned his first career start in win over WKU
- Missed the Memphis, ODU, USM and Marshall games with an injury
- Played on special teams against UAB, BYU, FIU, FAU and UTEP to close the season

2013 (Freshman)

- Named the team's Junior Lifter of the Year
- Took a redshirt year

High School

- Earned all-state honors his senior year for Lenoir City High School
- Was also all-region and all-district
- Had 41 catches for 710 yards and eight touchdowns as a senior while registering 29 receptions for 527 yards and seven scores as a junior
- Ended prep career with 92 receptions for 1,493 yards and 16 touchdowns

Personal

- Full name: Lucas Andrew Hamilton
- Parents: Andy and Whitney Hamilton
- Birthdate: 3/10/95
- Other: Is the cousin of professional stock car racer Elliott Sadler
- Major: Mathematics



33 MYLES HARGES
6-2 • 236 • r-SENIOR • GRENADA, MS

2016 (r-Junior)

- Played in 10 games and had eight starts
- Collected 47 total tackles and four hurries on the year
- Had five tackles, including a sack in win over Alabama A&M
- Did not play against Bowling Green, LA Tech or North Texas due to an ankle injury
- Returned against WKU and added three tackles
- Started at Missouri and finished with eight solo tackles
- Had 10 stops against FAU

2015 (Junior)

- Played in two games but battled injuries all season
- Sat out the Jackson State game due to an injury
- Had two stops and an interception against Charlotte
- Played 29 total snaps with 26 coming against Charlotte

Itawamba

- A two-year starter at Itawamba
- As a sophomore he turned in 73 tackles, 12 TFLs, seven sacks and two pass breakups
- Earned second team all-state accolades and first team all-region recognition in 2014
- Finished with 52 tackles, five TFLs, and two sacks as a freshman

High School

- An all-state performer at Grenada High School where he registered 95 tackles, nine sacks, and 15 TFLs as a senior

Personal

- Full name: Myles Harges
- Parent: Johnnie and Latonia Johnson
- Birthdate: 6/16/94
- Major: Leisure Sport & Tourism Studies

CAREER STATISTICS

| Tackles | G | UA | A | Total | TFL | Yds | QBS | YDS | PD | FF | FR | INT |
|--------------|-----------|-----------|-----------|-----------|------------|----------|------------|----------|----------|----------|----------|-------------|
| 2015 | 2 | 1 | 2 | 3 | 0 | 0 | 0 | 0 | 0 | 0 | 0 | 1-11 |
| 2016 | 10 | 27 | 20 | 47 | 1.5 | 1 | 1.0 | 1 | 0 | 0 | 0 | 0 |
| Total | 12 | 28 | 22 | 50 | 1.5 | 1 | 1.0 | 1 | 0 | 0 | 0 | 1-11 |



30 DARIUS HARRIS
6-2 • 227 • r-JUNIOR • HORN LAKE, MS

2017 (r-Junior)

- Missed all of spring practice while recovering from an injury

2016 (r-Sophomore)

- Earned the Most Improved Linebacker award in the spring
- Played in all 13 games and had seven starts
- Registered a career-best 74 tackles on the season, including eight TFLs, two fumble recoveries and a forced fumble
- Had three double digit tackle games
- Led team with 12 tackles, including 1.5 TFLs, a forced fumble and a fumble recovery at Vanderbilt
- Collected 10 stops in road win against Bowling Green and also had 10 tackles in win over LA Tech
- Only played two snaps at Missouri due to injury
- Credited with eight tackles, including 1.5 TFLs against UTSA
- Had a career-best 3.0 TFLs in Hawai'i Bowl

2015 (r-Freshman)

- Named to the C-USA All-Freshman Team
- Played in all 13 games and saw time on defense and special teams
- Ended year with 44 total tackles to rank seventh on the team
- Also had a TFL, an interception, a pass breakup and a forced fumble
- Credited with four tackles and a half sack in win over Jackson State
- Had 2.5 tackles to go with a forced fumble and an interception that he returned 42 yards for a touchdown against Charlotte
- Turned in five tackles at Illinois and collected six against Vanderbilt
- Had seven stops at WKU
- Collected five tackles and a pass breakup at UTSA

2014 (Freshman)

- Took a redshirt year

High School

- Played quarterback and defensive back for Horn Lake High School
- Named to Bulldogblitz.com Preseason Mississippi Top 50 at No. 21 and fifth defensive back
- Played just first five games of 2013 before being lost to an injury
- Finished year with nine rushes for 47 yards, five receptions for 77 yards and added 19 tackles, a sack and interception on defense
- As a junior he tallied 50 tackles, two interceptions, two fumble recoveries, rushed for 480 yards and had 21 catches for 158 yards
- Played goalie for the soccer team as a sophomore and had a goals against average of 1.180

Personal

- Full name: Darius Leseaun Harris
- Parents: Dana Harris and Yolanda Cuthrell
- Birthdate: 1/17/96
- Major: Leisure Sport & Tourism Studies

CAREER STATISTICS

| Tackles | G | UA | A | Total | TFL | Yds | QBS | YDS | PD | FF | FR | INT |
|--------------|-----------|-----------|-----------|------------|------------|-----------|------------|-----------|----------|----------|----------|-------------|
| 2015 | 13 | 25 | 19 | 44 | 1.0 | 3 | 0.5 | 3 | 1 | 1 | 0 | 1-42 |
| 2016 | 13 | 42 | 32 | 74 | 8.0 | 21 | 1.5 | 8 | 1 | 1 | 2 | 0-0 |
| Total | 26 | 67 | 51 | 128 | 9.0 | 24 | 2.0 | 11 | 2 | 2 | 2 | 1-42 |



68 LUKE HARRIS
6-4 • 301 • r-FRESHMAN • LAFAYETTE, IN

2016 (Freshman)

- Took a redshirt year

High School

- Spent the 2015 season playing prep football at Fork Union Military Academy where he was a team captain after graduating from Lafayette High School in May 2015
- Lettered in basketball and football at Lafayette
- As a senior he earned Associate Press and IFCA 5A First Team All-State honors
- Also selected to the Indiana All-Star game
- A three-year varsity starter
- Garnered the Male All-Sport Sportsmanship and Academic Excellence (3.5 GPA) awards

Personal

- Full name: Luke Wesley Harris
- Parents: Kent and Jean Harris
- Birthdate: 7/19/96
- Major: Marketing



38 MALIK HAWKINS
6-1 • 225 • SENIOR • HORN LAKE, MS

2016 (Junior)

- Played in 11 games and earned one start
- Had 23 tackles, including 2.5 TFLs and 1.5 sacks on the season
- Also played on special teams
- Led team with six stops in win over Alabama A&M to go with a hurry
- Earned his first start as a Blue Raider against Bowling Green and responded with nine tackles
- Suffered an ankle injury at Bowling Green and missed the LA Tech and North Texas games

Northwest Mississippi

- A two-year starter for Northwest Mississippi who earned honorable mention All-American honors as a sophomore
- Led team with 94 stops in 2015 to go with 13 TFLs, 3.0 sacks, seven hurries and a blocked kick
- Team went 11-1 in 2015 and captured the NJCAA National Championship (led team with seven stops)
- Collected 106 tackles as a freshman to rank second on the team
- Also added 12 TFLs, 2.5 sacks, four hurries and a blocked kick

High School

- Played for head coach Brad Boyette at Horn Lake
- An all-region selection as a junior
- BankPlus Player of the Week
- Also played basketball for the Eagles
- Off the field/court, he was a member of the Chess Club

Personal

- Full name: Malik Deshun Hawkins
- Parents: Wendell Hawkins and Michelle Greer
- Birthdate: 10/11/95
- Major: Liberal Studies

CAREER STATISTICS

| Tackles | G | UA | A | Total | TFL | Yds | QBS | YDS | PD | FF | FR | INT |
|--------------|-----------|-----------|----------|-----------|------------|----------|------------|----------|----------|----------|----------|----------|
| 2016 | 11 | 14 | 9 | 23 | 2.5 | 5 | 1.5 | 4 | 0 | 0 | 0 | 0 |
| Total | 11 | 14 | 9 | 23 | 2.5 | 5 | 1.5 | 4 | 0 | 0 | 0 | 0 |



47 REGINALD HENDERSON

6-2 • 194 • r-FRESHMAN • BELLE GLADE, FL

2016 (Freshman)

- Took a redshirt year

High School

- Turned in 52 receptions for 1,008 yards and 11 touchdowns as a senior at Clewiston High School
- Earned honorable mention all-state honors along with being named all-district and all-Hendry County
- Played quarterback and receiver as a freshman
- Named to the FACA All-Star game
- Played for Head Coach Pete Walker

Personal

- Full name: Reginald Marques Henderson
- Parent: Linda Louis
- Birthdate: 12/19/97
- Major: Academic Focus



58 RUSS HIETT

6-0 • 210 • r-FRESHMAN • KENNESAW, GA

2016 (Freshman)

- Took a redshirt year

High School

- Lettered in football at Kennesaw Mountain High School
- Played for Head Coach Andy Scott

Personal

- Full name: Donald Russell Hiett
- Parent: Mick and Tracy Hiett
- Birthdate: 6/7/98
- Major: Aerospace



19 CREWS HOLT

5-11 • 180 • r-FRESHMAN • BRENTWOOD, TN

2016 (Freshman)

- Took a redshirt year

High School

- Lettered three years in football at Ravenwood High School
- Named the Tennessee Titans Mr. Football Kicker of the Year
- Named 6A First Team All-State in 2015 to go with Region 3-6A Special Team Player of the Year honors in helping lead Ravenwood to a state title
- Earned the Offensive MVP award for the 6A State Championship game
- Made 17 of 22 field goals and 64 of 65 extra points his senior year
- Made a school record 55-yard field goal
- Hit six of eight field goals as a junior and 54 of 58 extra points
- Played for Coach Will Hester

Personal

- Full name: Robert Crews Holt
- Parents: Alan and Donna Holt
- Birthdate: 6/6/97
- Major: Marketing



00 DEXTER HURD

5-10 • 246 • r-FRESHMAN • MURFREESBORO, TN

2016 (r-Freshman)

- Took a redshirt year

High School

- Lettered in rugby, football, track and basketball at Oakland High School

Personal

- Full name: Dexter Hiram Do'Marion Hurd
- Parents: Harold and Joy Hurd
- Birthdate: 2/26/98
- Major: Mass Communication



59 JORDAN JAMES

6-4 • 305 • r-SOPHOMORE • LAVERGNE, TN

2017 (r-Freshman)

- Transferred to Middle Tennessee

2015-16 (Freshman)

- Attended Georgetown College

High School

- Lettered in football, basketball and track at Brentwood Academy High School

Personal

- Full name: Jordan Emmanuel James
- Parents: Daryl and Rochelle James
- Birthdate: 4/14/97
- Major: Liberal Studies



3 RICHIE JAMES

5-9 • 176 • r-JUNIOR • SARASOTA, FL

CAREER

- Currently ranks 2nd all-time in receptions and receiving yards while standing fourth in TD catches
- Ranks first among active players nationally in receptions per game and receiving yards per game
- Has caught at least one pass in all 26 games he has played

2017 (r-Junior)

- Named to the Biletnikoff Award and Paul Hornung Award Watch Lists
- Preseason Second Team All-American by Athlon

2016 (r-Sophomore)

- Named First Team All-C-USA
- Named Third Team All-American by Phil Steele
- Named First Team All-C-USA by Phil Steele
- Voted MVP of the Hawai'i Bowl
- Named to the Biletnikoff Award and Maxwell Award Watch Lists
- Named to the Paul Hornung Award Week Eight Honor Roll on Oct. 24
- Voted the C-USA Co-Offensive Player of the Week on Nov. 28
- Voted the TSWA Player of the Week on Nov. 29
- Played and started all 13 games
- Had 105 receptions for a school record 1,625 yards and 12 TDs while rushing for a career-best 339 yards
- Led all receivers with 972 snaps played
- Had three games with double digit receptions and eight or more in a game seven times
- Broke his own school record against WKU with 16 catches for a career-high 223 yards (second most in school history) and two touchdowns
- Hauled in a school record at the time 14 passes for 183 yards and a touchdown against Vanderbilt
- Collected 12 passes for 122 yards on the road against Marshall
- Became just the sixth player in NCAA FBS history to have 200 yards rushing and 100 yards receiving in the same game when he tallied 207 yards on the ground and 120 in receiving against FAU
- Had a career-best 327 all-purpose yards against FAU which ranked second most in MT history

2015 (r-Freshman)

- Named First Team Freshman All-American by the FWAA, USA Today and Athlon Sports
- Voted First Team All-C-USA
- Named to the C-USA All-Freshman Team

- Named the most improved receiver following spring drills
- Named to the Biletnikoff Award Watch List
- Voted the Male Breakout Performer of the Year at the Raiders Choice Awards
- Played in all 13 games and had 12 starts
- Finished the season with 108 receptions for 1,346 yards and eight touchdowns
- Also rushed 12 times for 146 yards and a score
- Set single-season MT and C-USA freshman records in receptions and receiving yards while becoming just the second player in school history to reach 1,000 receiving yards
- His 108 grabs was third most nationally and went down as the fourth most all-time in C-USA history
- Ranked 10th nationally in receiving yards
- Had four games with 10 or more receptions and five 100-yard receiving games . . . Turned in six receptions for 78 yards against Jackson State
- Hauled in 10 passes for 95 yards at No. 2 Alabama
- Led team with six catches in win over Charlotte
- Had 12 receptions for 141 yards and a touchdown at Illinois
- At WKU he had seven receptions for 141 yards and two touchdowns
- Registered nine receptions for 198 yards and two touchdowns in win at FAU (yardage went down as third most in school history)
- Had 11 receptions for 98 yards in a win over North Texas

2014 (Freshman)

- Took a redshirt year

High School

- A three-star recruit by 247Sports.com
- Played quarterback his senior year
- As a senior at Riverview High School he was voted honorable mention all-state for Class 8A as an athlete by the Orlando Sentinel
- Named honorable mention all-Southwest Florida Regional Elite Team in 2013 after passing for 442 yards and seven touchdowns to go with 1,044 rushing yards and 15 scores
- As a junior he had 49 receptions for 727 yards and seven touchdowns
- Lettered in football and track (competed in 400 meters, long jump, triple jump and 4x400 relay)
- Was a state qualifier as a sophomore and junior in the 400, triple jump, and 4x400
- Played for coach Todd Johnson

Personal

- Full name: Richard Rhondel James Jr
- Parents: Richard James Sr. and Trina Jones
- Birthdate: 9/5/95
- Major: Concrete Industry Management

CAREER STATISTICS

| Receiving | G | Rec | Yds | TD | Lg | Rec/G | Avg/C | Avg/G |
|--------------|-----------|------------|-------------|-----------|-----------|------------|-------------|--------------|
| 2015 | 13 | 108 | 1346 | 8 | 69 | 8.3 | 12.5 | 103.5 |
| 2016 | 13 | 105 | 1625 | 12 | 56 | 8.1 | 15.5 | 125.0 |
| Total | 26 | 213 | 2971 | 20 | 69 | 8.2 | 13.9 | 114.3 |

| Rushing | G | Att | Yds | TD | Lg | Avg/C | Avg/G |
|--------------|-----------|-----------|------------|----------|-----------|------------|-------------|
| 2015 | 13 | 12 | 146 | 1 | 46 | 12.2 | 11.2 |
| 2016 | 13 | 38 | 339 | 4 | 36 | 8.9 | 26.1 |
| Total | 26 | 50 | 485 | 5 | 46 | 9.7 | 18.7 |

| All-Purpose | G | Rush | Rec. | PR | KOR | IR | Tot | Avg/G |
|--------------|-----------|------------|-------------|------------|-----------|----------|-------------|--------------|
| 2015 | 13 | 146 | 1346 | 0 | 18 | 0 | 1510 | 116.2 |
| 2016 | 13 | 339 | 1625 | 128 | 43 | 0 | 2135 | 164.2 |
| Total | 26 | 485 | 2971 | 128 | 61 | 0 | 3645 | 140.2 |



55 CARLOS JOHNSON

6-3 • 335 • r-JUNIOR • NASHVILLE, TN

2016 (r-Sophomore)

- Played and started 10 games and was in on 756 snaps
- Had a season-high 96 snaps in win over Missouri
- Went out with an ankle injury against UTSA and did not play at Marshall, Charlotte or against FAU
- Part of an offensive line that had the most pass attempts in C-USA and the fewest sacks allowed
- Integral part of an offense that produced a 1,000-yard rusher, 1,000-yard receiver and set single-season records in points, touchdowns and total yards

2015 (r-Freshman)

- Played in nine games and had three starts
- Filled in late in year for injured Darius Johnson



- Had 308 total snaps on the season with 272 coming in the last four games, including 92 against North Texas
- Earned his first collegiate start against North Texas
- Played a vital role in the Blue Raider offense setting single-season records in total offense, scoring and passing yards while helping produce the first 4,000-yard passer and two 1,000-yard receivers in the same season for first time in school history

2014 (Freshman)

- Took a redshirt year

High School

- Voted first team all-state by TSWA after helping Pearl Cohn High School to a 10-2 record in 2013
- Voted District 10-AA Offensive Lineman of the Year by the Tennessean
- Named to Preseason Mid-State Top 25
- Played for the West at the 7th Annual Toyota East/West All-Star Classic
- Anchored a line that produced a back (Keshawn Vaughn) that rushed for 2,407 yards in 2013 while collecting 75 pancakes and allowing no sacks
- Lettered in football and track
- Played for coach Tony Brunetti

Personal

- Full name: Carlos Gene Johnson
- Parent: Carlos Stanfield (deceased) and Trellis Johnson
- Born: 7/2/96
- Major: Liberal Studies



43 JAHMAL JONES
6-3 • 253 • r-SENIOR • DALLAS, TX

2016 (r-Junior)

- Played in all 13 games and had three starts
- Had a career-best 21 tackles on the season to go with two hurries
- Was in on 455 total snaps
- Earned his first career start at Vanderbilt
- Had five tackles in win at Bowling Green
- Collected four tackles and a hurry against UTSA

2015 (r-Sophomore)

- Was hurt early in spring drills and missed the entire season

2014 (r-Freshman)

- Played in all 12 games
- Finished with 14 tackles and a hurry on the season
- Was in on 337 total snaps with a season-high 36 against Memphis
- Had two stops in win over Savannah State and vs Marshall and UTEP
- Added three tackles at Memphis and BYU (all solos)

2013 (Freshman)

- Took a redshirt year

High School

- Rated a two star recruit by Rivals.com
- Registered 102 total tackles to go with 14.5 sacks, 45 TFLs, three hurries and a forced fumble in helping lead Norcross to a 15-0 season and a No. 3 national ranking
- Had three TFLs in state championship game playing with a torn ACL
- Earned all-state, all-region, and all-county honors
- Played for Coach Keith Maloof
- Nickname is "J-Rock"

Personal

- Full name: Jahmal Anthony Jones
- Parents: Marlon Jones and Chrissy Wells
- Born: 8/15/95
- Other: Father played four years in the NFL with Tampa Bay and Cleveland
- Major: Liberal Studies

CAREER STATISTICS

| Tackles | G | UA | A | Total | TFL | Yds | QBS | YDS | PD | FF | FR | INT |
|--------------|-----------|-----------|-----------|-----------|------------|----------|----------|----------|----------|----------|----------|----------|
| 2014 | 12 | 8 | 6 | 14 | 0.0 | 0 | 0 | 0 | 0 | 0 | 0 | 0 |
| 2016 | 13 | 9 | 12 | 21 | 0.0 | 0 | 0 | 0 | 0 | 0 | 0 | 0 |
| Total | 25 | 17 | 18 | 35 | 0.0 | 0 | 0 | 0 | 0 | 0 | 0 | 0 |



35 ROBERT KELLEY
5-9 • 175 • r-SENIOR • NASHVILLE, TN

2016 (r-Junior)

- Played in 11 games and was in on 61 total snaps
- All of his action came on special teams

2015 (r-Sophomore)

- Did not play in any games

2013-14

- Attended Tennessee State

High School

- Lettered in football and track at Hillsboro High School
- Earned all-city and all-district honors as a senior after posting over 2,000 all-purpose yards and 18 touchdowns
- Was also all-city as a junior
- Won the Tennessee Hope Scholarship
- Played for Coach Craig Clayton

Personal

- Full name: Robert William Kirby III
- Parents: Robert and Judy Kelley
- Born: 2/3/95
- Major: Liberal Studies



8 TY LEE
5-9 • 163 • SOPHOMORE • MOULTRIE, GA

2016 (Freshman)

- Voted a Freshman All-American by the FWAA
- Voted a Fourth Team Freshman All-American by Athlon
- Named to C-USA All-Freshman team
- Voted Honorable Mention All-C-USA
- Played in all 13 games and had 11 starts
- Was third on the team with 63 receptions for 699 yards and nine TDs
- Led all freshmen nationally in receptions
- Had four or more catches nine times
- Made a start in his collegiate debut against Alabama A&M and responded with four receptions
- Reeled in three passes, including the game-winning touchdown against LA Tech
- Turned in a career-high eight receptions for 73 yards against WKU
- Had his first 100-yard receiving game in win over FIU with six grabs for an even 100 yards
- Also had 100 yards in the Hawai'i Bowl on 10 receptions

High School

- Rated a three-star recruit by 247Sports as a wide receiver
- As a senior for Colquitt County High School he collected 58 receptions for 928 yards and nine touchdowns while adding 826 yards on the ground and five scores (88 carries) to grab honorable mention all-state recognition and be named the 6-A Athlete of the Year
- Registered 51 catches for 856 yards and 12 touchdowns as a junior to earn second team all-region honors
- Team won state championship as a junior and senior, along with a national championship in 2015
- Also lettered in track
- Played for Coach Rush Probst

Personal

- Full name: Qwazavia Tyree Lee
- Parents: Greg Mcburrows and Chantae Lee
- Born: 9/25/97
- Major: Academic Focus

CAREER STATISTICS

| Receiving | G | Rec | Yds | TD | Lg | Rec/G | Avg/C | Avg/G |
|--------------|-----------|-----------|------------|----------|-----------|------------|-------------|-------------|
| 2016 | 13 | 63 | 699 | 9 | 30 | 4.8 | 11.1 | 53.8 |
| Total | 13 | 63 | 699 | 9 | 30 | 4.8 | 11.1 | 53.8 |



85 DARRIUS LIGGINS
6-4 • 233 • r-JUNIOR • OXFORD, MS

2016 (r-Sophomore)

- Played in all 13 games and was in on 312 total snaps
- Had 13 total tackles on the season to go with 2.5 TFLs, 2.0 sacks and two hurries
- Earned the Most Improved Defensive Lineman award in the spring
- Led team with a career-high two sacks in win over Alabama A&M
- Had two tackles against AAMU, Vanderbilt, FIU, Marshall, Charlotte and FAU

2015 (r-Freshman)

- Played in just one game
- Credited with one tackle against Jackson State in three total snaps

2014 (Freshman)

- Took a redshirt year

High School

- A three-star recruit out of Oxford High School by 247Sports.com
- Named first team all-state by 247Sports.com and the Mississippi Association of Coaches
- Voted second team all-state by the Clarion Ledger
- Earned Mississippi Association of Coaches all-region honors and was also placed on the 2013 All-End Zone Team after tallying 85 tackles, 17 TFLs, 8.0 sacks, 13 hurries and an interception
- Played in the Bernard Blackwell North-South All Star Game
- Also named all-area by the Oxford Eagle and was voted first team all-district by the coaches
- As a junior he had 97 tackles, 10.0 TFLs, and 7.5 sacks
- Lettered in football and track
- Played for coach Johnny Hill

Personal

- Full name: Darius Deion Liggins
- Parent: Lindy Liggins
- Born: 4/29/96
- Major: Liberal Studies

CAREER STATISTICS

| Tackles | G | UA | A | Total | TFL | Yds | QBS | YDS | PD | FF | FR | INT |
|--------------|-----------|----------|----------|-----------|------------|----------|------------|----------|----------|----------|----------|----------|
| 2015 | 1 | 1 | 0 | 1 | 0.0 | 0 | 0.0 | 0 | 0 | 0 | 0 | 0 |
| 2016 | 13 | 4 | 9 | 13 | 2.5 | 8 | 2.0 | 7 | 0 | 0 | 0 | 0 |
| Total | 14 | 5 | 9 | 14 | 2.5 | 8 | 2.0 | 7 | 0 | 0 | 0 | 0 |



48 MAX LINDER
6-3 • 241 • r-JUNIOR • OCALA, FL

2016 (r-Sophomore)

- Played in all 13 games and had one start
- Was in on 300 total snaps and had two receptions on the season
- Earned his first career start at North Texas
- Made his first collegiate reception against WKU
- Also had a catch at FIU
- Played on special teams as well
- Recipient of the Jim Castañeda Postgraduate Scholarship Award (C-USA)

2015 (r-Freshman)

- Named the Jeanne Massaquoi Freshman Academic Award winner following spring drills
- Played in nine games and saw most of his 41 snaps on special teams

2014 (Freshman)

- Took a redshirt year

High School

- Earned second team all-state honors at Trinity Catholic in 2013
- Had 29 catches for 446 yards and four touchdowns as a senior
- Was a team captain and played tight end, fullback, defensive end, and long snapper
- Selected to all-county team in 2012 and 2013
- Named to the 2012 IMG All-Madden Honorable Mention Team after registering 15 catches for 192 yards and two scores at Forest High School
- Was member of state championship team in 2010
- Played for coach John Brantley at Trinity Catholic

Personal

- Full name: Maxwell Andrew Linder
- Parents: Scott and Janet Linder
- Born: 11/30/95
- Major: Exercise Science

CAREER STATISTICS

| Receiving | G | Rec | Yds | TD | Lg | Rec/G | Avg/C | Avg/G |
|--------------|-----------|----------|----------|----------|----------|------------|------------|------------|
| 2016 | 13 | 2 | 1 | 0 | 1 | 0.2 | 0.5 | 0.1 |
| Total | 13 | 2 | 1 | 0 | 1 | 0.2 | 0.5 | 0.1 |



77 AMIR LOCKETT
6-2 • 287 • SOPHOMORE • WADDELL, AZ

Scottsdale CC

- Played just his freshman year at Scottsdale
- Team went 2-8 in 2016

High School

- Lettered in football and basketball at Shadow Ridge High School

Personal

- Full name: Amir Lockett
- Parents: Vincent Lockett and Sharmila Martin
- Born: 6/21/98
- Major: Business Administration



93 MALIK MANCIEL

6-3 • 257 • r-SOPHOMORE • DETROIT, MI

2017 (r-Sophomore)

- Named the team's Most Improved Defensive Lineman following spring drills
- Earned the team's Grinder Award for defensive lineman

2016 (r-Freshman)

- Played in 12 games and was in on 259 snaps
- Had 14 tackles on the season to go with a sack, two hurries and a forced fumble
- Had three tackles in win over LA Tech
- Credited with five tackles, including a sack and a forced fumble at FIU

2015 (Freshman)

- Took a redshirt year

High School

- Rated a three-star recruit by Rivals
- Registered 99 tackles his senior year at Florence High School to go with 29.5 TFLs, 7.5 sacks, nine pass breakups and 19 pressures
- Named Class 6A first team all-state in 2014
- Ended his career with 231.5 tackles, 67.5 TFLs, 19 sacks, 30 pressures, 10 pass breakups, three blocked field goals, and an interception
- Played for Coach J.B. Wallace

Personal

- Full name: Malik Rashod Manciel
- Parent: Mechelle Manciel
- Born: 2/15/97
- Major: Liberal Studies

| Tackles | CAREER STATISTICS | | | | | | | | | | | |
|--------------|-------------------|----------|----------|-----------|------------|----------|------------|----------|----------|----------|----------|----------|
| | G | UA | A | Total | TFL | Yds | QBS | YDS | PD | FF | FR | BLK |
| 2016 | 12 | 7 | 7 | 14 | 1.0 | 7 | 1.0 | 7 | 0 | 1 | 0 | 0 |
| Total | 12 | 7 | 7 | 14 | 1.0 | 7 | 1.0 | 7 | 0 | 1 | 0 | 0 |



32 CHRIS MELTON

6-1 • 211 • JUNIOR • LEESBURG, GA

2016 (Sophomore)

- Named Honorable Mention All-C-USA
- Earned the Grinder award for Linebackers in the spring
- Played in all 13 games and earned 10 starts
- Led team with a career-best 102 tackles, including 6.5 TFLs, 2.5 sacks, a forced fumble and a fumble recovery
- Had four double digit tackle games
- Led entire team with 1,085 snaps played, including three games with over 100 snaps
- Earned his first career start against LA Tech and responded with a team-leading 13 tackles, including a half sack and a pass breakup
- Credited with 14 tackles to go with a fumble recovery in road win against Missouri
- Turned in 11 tackles in win over FAU

2015 (Freshman)

- Played in all 13 games and saw action in 342 total snaps
- Finished season with 17 total tackles and a hurry

- Ranked third on team with 10 special teams tackles
- Collected three solo stops against Jackson State and added two against Charlotte
- Had two tackles at UTSA
- Played a season-high 77 snaps against WMU and responded with six stops and a hurry

High School

- Lettered in football and track for four years at Lee County High School
- 2014 first team all-region and first team all-Albany Herald
- 2013 second team all-region
- Had 85 tackles, seven pass breakups and five blocked kicks in 2014 while collecting 87 stops, four pass breakups and six blocked kicks in 2013
- Played for Coach Dean Fabrizio

Personal

- Full name: Christopher Chanton Melton
- Parents: Christopher Melton Sr. and Denice Preston
- Born: 1/12/97
- Major: Liberal Studies

| Tackles | CAREER STATISTICS | | | | | | | | | | | |
|--------------|-------------------|-----------|-----------|------------|------------|-----------|------------|-----------|----------|----------|----------|----------|
| | G | UA | A | Total | TFL | Yds | QBS | YDS | PD | FF | FR | BLK |
| 2015 | 13 | 10 | 7 | 17 | 0 | 0 | 0 | 0 | 0 | 0 | 0 | 0 |
| 2016 | 13 | 52 | 50 | 102 | 6.5 | 22 | 2.5 | 12 | 2 | 1 | 1 | 0 |
| Total | 26 | 62 | 57 | 119 | 6.5 | 22 | 2.5 | 12 | 2 | 1 | 1 | 0 |



7 JORDAN MIDDLETON

6-1 • 186 • r-FRESHMAN • MURFREESBORO, TN

2016 (Freshman)

- Took a redshirt year
- A walk-on

High School

- Lettered in football and baseball four years at Siegel High School
- Earned all-region honors in football as a senior and was all-district as a junior and senior
- During his senior year he threw for 321 yards and two scores against Blackman while passing for 304 yards and two touchdowns against Hendersonville
- Voted all-region and all-district as a senior in baseball
- Played football for Coach Greg Wyant

Personal

- Full name: Jordan Albert Middleton
- Parents: Shawn and Deann Middleton
- Born: 11/7/96
- Major: Biochemistry



6 MIKE MINTER Jr.

6-0 • 175 • r-SENIOR • ATLANTA, GA

2017 (r-Senior)

- Suffered a knee injury mid-way through spring drills and missed the rest of the spring season

2016 (r-Junior)

- Named the TSWA Defensive Player of the Week on 9/27/16

- Named the ASN Player of the Week on 10/1/16
- Played and started all 13 games
- Had 49 tackles, two interceptions, 10 pass breakups and a fumble recovery
- Registered five or more tackles in a game five times
- Collected eight tackles, three pass breakups and a fumble recovery in win over LA Tech
- Batted down two passes at North Texas before missing second half with an injury
- Had eight tackles in win at FIU
- Missed the second half at Marshall with an injury
- Had interceptions against UTSA and FAU

2015 (r-Sophomore)

- Played and started in 11 games
- Finished the year ranked fifth on the team in tackles with 55
- Also has 6.0 TFLs to go with a sack, an interception, a forced fumble and nine pass breakups
- Led all corners with 780 total snaps played
- Had 2.5 tackles in his first career start against Charlotte
- Credited with seven tackles to go with a sack and forced fumble against Vanderbilt
- Registered three tackles, including a TFL, to go with an interception and a pass breakup against FIU
- Against North Texas he had seven stops, including a TFL and a pass breakup
- Had two tackles, including 2.0 TFLs in win over UTSA
- Added five stops and a pass breakup against WMU

2014 (r-Freshman)

- Named team's most improved cornerback following spring drills
- Played in eight games
- Played 59 snaps on the year with most of those on special teams
- Saw his first action of the season at ODU on special teams
- Had a pass breakup and a tackle at Marshall

2013 (Freshman)

- Took a redshirt year

High School

- Earned 3A all-state and first team all-region honors by the Atlanta Journal-Constitution in 2012
- As a senior he hauled in 21 catches for 345 yards and five touchdowns while adding seven interceptions on defense
- Turned in 93 total tackles
- Also had five touchdowns on kickoff and/or punt returns
- Was team MVP, had two defensive player of the week awards and was named special teams player of the week on four occasions as a senior
- Was a participant in the Metro Atlanta All-Star Game in 2012
- Lettered in football, basketball, and track at McNair High School
- Played for Coach Ty Lockett

Personal

- Full name: Michael Carl Minter Jr.
- Parents: Michael and Kirtisa Minter
- Born: 9/12/94
- Major: Liberal Studies

CAREER STATISTICS

| Tackles | G | UA | A | Total | TFL | Yds | QBS | YDS | PD | FF | FR | BLK |
|--------------|-----------|-----------|-----------|------------|------------|-----------|------------|----------|-----------|----------|----------|-------------|
| 2014 | 8 | 0 | 1 | 1 | 0 | 0 | 0 | 0 | 1 | 0 | 0 | 0 |
| 2015 | 11 | 43 | 12 | 55 | 6.0 | 15 | 1.0 | 5 | 9 | 1 | 0 | 1-7 |
| 2016 | 13 | 36 | 13 | 49 | 0.0 | 0 | 0.0 | 0 | 10 | 0 | 1 | 2-58 |
| Total | 32 | 79 | 26 | 105 | 6.0 | 15 | 1.0 | 5 | 20 | 1 | 0 | 3-65 |

62 JACK MITCHELL
6-2 • 279 • r-JUNIOR • MURFREESBORO, TN

2016 (r-Sophomore)

- Did not compete in any games

High School

- Lettered in football and track at Riverdale High School
- Played for Coach Ron Aydelott

Personal

- Full name: Jackson Ryan Mitchell
- Parents: Scott Mitchell and Kellie Milner
- Born: 7/17/96
- Major: Construction Management

45 WILL MITCHELL
5-6 • 183 • r-FRESHMAN • JACKSONVILLE, FL

2016 (Freshman)

- Took a redshirt year

High School

- Lettered in football and weight lifting at Bolles High School
- Had 3,000 rushing yards and 30 touchdowns during his career to go with 3,700 all-purpose yards
- Was ranked eighth in the state of Florida after his sophomore season when he earned all-district honors
- Played for Coach Corky Rogers

Personal

- Full name: Will Thomas Mitchell
- Parents: Mitch and Dede Mitchell
- Born: 12/30/96
- Major: Concrete Management

7 JOVANTE MOFFATT
6-0 • 200 • JUNIOR • UNION CITY, TN

2017 (Junior)

- Named the team's Most Improved Safety following spring drills
- Earned the team's Grinder Award for safeties

2016 (Sophomore)

- Earned the Grinder award and Most Improved award for safeties in the spring
- Played all 13 games and had 12 starts
- Was second on the team with 76 stops, including a TFL and three pass breakups
- Had five or more tackles five times
- Led all safeties with 995 snaps
- Had 10 tackles at Marshall
- Credited with eight stops against Vanderbilt and FIU
- Added six stops in win at Bowling Green, win over LA Tech and North Texas and against WKU

2015 (Freshman)

- Played in all 13 games
- The majority of his 197 snaps played came on special teams
- Had two total tackles on the season (one each against Charlotte and Marshall)

High School

- Lettered in football, basketball, baseball and track at Union City High School
- Helped lead Union City to back-to-back state championships in 2013 and 2014
- Tabbed first team all-state, all-region and all-district as a senior while also grabbing
- Defensive Player of the Year honors
- Played in the TACA East-West All-Star game
- Credited with 50 solo stops, six interceptions, and three forced fumbles to go with 890 yards rushing and 18 touchdowns his senior year
- Voted the Defensive Player of the Game at the 2013 and 2014 state championship games
- Also had four interceptions as a junior
- Played for Coach Darren Bowling

Personal

- Full name: Jovante Dominique Moffatt
- Legal Guardian: Priscilla Moffatt (aunt)

- Born: 12/25/96
- Major: Leisure Sport & Tourism Studies

| Tackles | G | UA | A | Total | CAREER STATISTICS | | | | | | | |
|--------------|-----------|-----------|-----------|-----------|-------------------|----------|------------|----------|----------|----------|----------|----------|
| | | | | | TFL | Yds | QBS | YDS | PD | FF | FR | BLK |
| 2015 | 13 | 2 | 0 | 2 | 0 | 0 | 0.0 | 0 | 0 | 0 | 0 | 0 |
| 2016 | 13 | 42 | 34 | 76 | 1.0 | 2 | 0.0 | 0 | 3 | 0 | 0 | 0 |
| Total | 26 | 44 | 34 | 78 | 1.0 | 2 | 0.0 | 0 | 3 | 0 | 0 | 0 |



98 CHRIS MYERS

6-6 • 261 • r-FRESHMAN • LAVERGNE, TN

- 2016 (Freshman)**
- Took a redshirt year

High School

- Lettered in football and basketball at LaVergne High School
- A three star recruit by 247Sports as a tight end and the 33rd ranked player in the state
- Had five catches for 84 yards and a touchdown in 2015
- Named to the 2015 East-West All-Star Classic where he registered two sacks
- Was No. 38 on the Tennessee Super Prep 44
- Older brother is Robert "Snacks" Myers who was drafted by the Baltimore Ravens and is currently with the Denver Broncos
- Played for Coach Stanton Stevens

Personal

- Full name: Christopher John-Lee Myers
- Parent: Millicent Myers
- Born: 5/18/98
- Major: Academic Focus



92 TY NIX

6-0 • 282 • r-FRESHMAN • MURFREESBORO, TN

- 2016 (Freshman)**
- Took a redshirt year

High School

- A three-year starter at Oakland High School
- Earned TSWA 6A First Team All-State honor s in 2014 and 2015
- As a senior and team captain he added 70 tackles to go with five sacks and 21.5 TFLs to earn Region 2-6A Defensive MVP honors and was a semifinalist for 6A Tennessee Mr. Football
- Turned in 87 tackles, 30 TFLs, 9.5 sacks and two forced fumbles as a junior
- Garnered all-district, all-area and all-Mid-State recognition
- A member of the honor roll
- Played for Coach Kevin Creasy

Personal

- Full name: Tyvari Rashad Nix
- Parents: Tyrone and Toya Nix
- Born: 9/4/97
- Major: Academic Focus



21 TAD ONWU

5-11 • 183 • r-JUNIOR • MURFREESBORO, TN

2016 (r-Sophomore)

- Did not compete in any games

High School

- Lettered in football and track at Riverdale High School
- Earned all-region honors and won the Warrior Award
- Played for Coach Ron Aydelott

Personal

- Full name: Tad Oejike Onwu
- Parent: Cornelius Onwu
- Born: 5/20/96
- Major: Exercise Science



71 ANGELO OWENS

6-4 • 291 • r-JUNIOR • DEERFIELD BEACH, FL

2016 (Junior)

- Arrived in January and participated in spring drills
- Took a redshirt year

Dodge City CC

- Registered honorable mention all-conference honors
- Played for Coach Gary Thomas

High School

- Lettered in football at Winter Park High School
- Named first team all-Central Florida and first team all-conference
- Played for Coach Timothy Shifflet

Personal

- Full name: Angelo Justice Owens
- Parents: Lawrence Owens and Ruby Hope
- Born: 4/13/95
- Major: Liberal Studies



95 TRAE PHILPOTS
6-4 • 243 • r-SOPHOMORE • FAIRBURN, GA

2016 (r-Freshman)

- Played in nine games and was in on 76 total snaps
- Had five tackles, including a half TFL on the season

2015 (Freshman)

- Took a redshirt year

High School

- Lettered in football, basketball and baseball at Creekside High School
- In 2014, led Creekside with 64 tackles, 18 sacks and 22 TFLs
- Earned all-state and all-region honors as a senior
- Played for Coach Olten Downs

Personal

- Trae Jamal Philpots
- Parent: Gary Philpots and Ida Mae Philpots
- Born: 5/7/97
- Major: Liberal Studies

CAREER STATISTICS

| Tackles | G | UA | A | Total | TFL | Yds | QBS | YDS | PD | FF | FR | BLK |
|--------------|----------|----------|----------|----------|------------|----------|------------|----------|----------|----------|----------|----------|
| 2016 | 9 | 3 | 2 | 5 | 0.5 | 0 | 0.0 | 0 | 0 | 0 | 0 | 0 |
| Total | 9 | 3 | 2 | 5 | 0.5 | 0 | 0.0 | 0 | 0 | 0 | 0 | 0 |



90 RAKAVIAN POYDRAS
6-1 • 290 • r-FRESHMAN • CLARKSVILLE, TN

2016 (Freshman)

- Took a redshirt year

High School

- Rated a three-star recruit by 247Sports who is 23rd ranked player in the state
- Played at Clarksville as a senior while playing at Northeast the previous three years
- Turned in 39 total tackles in 2015 to go with six sacks in earning first team all-mid-state honors
- Also voted team MVP
- Named to the 2015 East-West All-Star Classic and registered three tackles
- Earned all-region honors three times
- Played for Coach Isaac Shelby

Personal

- Full name: Rakavian Paul Poydras
- Parents: Reginald and Sabrina Poydras
- Born: 6/8/97
- Major: Business Administration



00 FUNDRAIL QUIMBLEY
6-0 • 193 • r-SOPHOMORE • LEESBURG, GA

2017 (r-Sophomore)

- Transferred to Middle Tennessee

2015-16

- Attended Georgia Military College

High School

- Lettered in football at Lee County High School
- Was a two-time all-state selection and a two-time first team all-region pick
- As a junior he set the school record in touchdowns, career receptions and receiving yards

Personal

- Fundrail C. Quimbley
- Parents: Fundrail C. Quimbley Sr. and Demetrius Burkes
- Birthdate: 8/17/97
- Major: Liberal Studies



29 DARRYL RANDOLPH
5-11 • 181 • r-JUNIOR • PENSACOLA, FL

2017 (r-Junior)

- Made the move to cornerback from safety prior to spring practice
- Named the team's Most Improved Cornerback following spring drills

2016 (r-Sophomore)

- Played in all 13 games and earned six starts
- Ranked sixth on the team with 63 stops to go with 2.5 TFLs and two pass breakups
- Registered three double digit tackles games
- Earned his first career start at FIU and responded with a team-high 10 tackles
- Led team for second straight game with 10 tackles against UTSA
- Registered a career-best 15 tackles, including a TFL and a pass breakup at Marshall

2015 (r-Freshman)

- Played in all 13 games
- Finished year with eight tackles and three pass breakups
- Played 246 total snaps, including a season-high 38 against FIU
- Had four tackles and a pass breakup against FIU
- Registered a pass breakup against North Texas

2014 (Freshman)

- Took a redshirt year

High School

- Selected first team FACA 6A All-State as a senior at Pensacola High School
- Also on the all-area team and selected for the Max Emfinger All-American Game
- Named to the Florida North-South All-Star Game
- As a senior he had 53 tackles, 10 pass breakups, two interceptions and scored twice on defense and on a kickoff and punt return
- Made move from running back to cornerback during his sophomore season
- Nickname is Scooby
- Played for coach Mike Bennett

Personal

- Full name: Darryl Gregory Randolph
- Parents: Darryl Randolph and Ann Kimbrough
- Born: 10/7/95
- Major: Liberal Studies

CAREER STATISTICS

| Tackles | G | UA | A | Total | TFL | Yds | QBS | YDS | PD | FF | FR | INT |
|--------------|-----------|-----------|-----------|-----------|------------|----------|------------|----------|----------|----------|----------|----------|
| 2015 | 13 | 7 | 1 | 8 | 0 | 0 | 0.0 | 0 | 3 | 0 | 0 | 0 |
| 2016 | 13 | 38 | 25 | 63 | 2.5 | 8 | 0.0 | 0 | 2 | 0 | 0 | 0 |
| Total | 26 | 45 | 26 | 71 | 2.5 | 8 | 0.0 | 0 | 5 | 0 | 0 | 0 |



94 TYSHUN RENDER

6-4 • 253 • r-SOPHOMORE • NEWNAN, GA

2016 (r-Freshman)

- Named to C-USA All-Freshman team
- Played in all 13 games and was in on 405 snaps
- Collected 19 total tackles, including a TFL and three hurries on the season
- Credited with six stops in win over FIU
- Had two tackles each against Vanderbilt, LA Tech and Marshall

2015 (Freshman)

- Took a redshirt year

High School

- Lettered in football and basketball at Westlake High School
- Helped lead Westlake (10-2) to a region championship in 2014 after collecting 55 tackles, nine sacks and 17 TFLs
- Earned first team all-region honors as a defensive lineman and second team accolades as a tight end
- Played for Coach Bryan Love

Personal

- Full name: Tyshun Scott Render
- Parents: Scotty and Lorrie Render
- Born: 3/28/97
- Major: Liberal Studies

CAREER STATISTICS

| Tackles | G | UA | A | Total | TFL | Yds | QBS | YDS | PD | FF | FR | INT |
|--------------|-----------|-----------|----------|-----------|------------|----------|------------|----------|----------|----------|----------|----------|
| 2016 | 13 | 10 | 9 | 19 | 1.0 | 1 | 0.0 | 0 | 1 | 0 | 0 | 0 |
| Total | 13 | 10 | 9 | 19 | 1.0 | 1 | 0.0 | 0 | 1 | 0 | 0 | 0 |



15 CANON ROOKER

5-11 • 192 • r-SENIOR • RICHMOND HILL, GA

2017 (r-Senior)

- Earned the Terry Whiteside award following spring drills for excellence in academics, football, strength training, community service and campus activities
- Named to the Lou Groza Award Watch List

2016 (r-Junior)

- Named First Team All-C-USA
- Named Third Team All-C-USA by Phil Steele
- Named C-USA Special Teams Player of the Week on Oct. 24

- Earned the team's Junior Academic Award
- Played all 13 games
- Made 16 of 19 field goals which was the fourth most in school history
- Made all 10 of his field goals against C-USA teams
- His 112 points scored was the most ever by a kicker at MT
- Made all seven PATs and hit two field goals (career long 46 yarder) in his debut against AAMU as the principal place-kicker
- Connected on a career-best three field goals in win at North Texas (25, 34 and 36 yards)
- Also hit three field goals against WKU and had 13 points
- Hit three of four field goals and scored a personal-best 15 points in road win over Missouri
- Prior to his lone miss at Missouri, Rooker had hit nine straight field goals to equal the second best streak in school history

2015 (r-Sophomore)

- Played in all 13 games as the team's primary kickoff specialist
- Averaged 60.6 yards on 78 kickoffs with 19 touchbacks
- Turned in five touchbacks in win over Jackson State
- Had four touchbacks against Charlotte

2014 (r-Freshman)

- Named team's most improved specialist for strength training following spring practice
- Suffered an injury late in the summer and was lost for the season

2013 (Freshman)

- Served as the Blue Raiders' kickoff specialist for all 13 games
- Had 70 kickoffs for a 60.1-yard average and 23 touchbacks (12 in last four games)
- Also made his only extra point attempt
- Had two touchbacks in eight attempts against WCU
- In two kickoffs at UNC he had one touchback
- Had two touchbacks in four kickoffs against ECU
- Registered a season-best five touchbacks against FIU
- Credited with four touchbacks in win over Southern Miss
- Added three touchbacks against UTEP and hit his first career extra point

High School

- Rated the 33rd best kicker in the country by Chris Sailer Kicking
- No. 12 ranked kicker in nation by Scout.com and No. 27 by ESPN
- A two star recruit by Rivals and Scout
- Named the Georgia 5A Special Team Player of the Year in 2012
- Connected on 7 of 11 field goals his senior year and 39 of 44 PATs to help Richmond • Hill to an 8-3 record
- As a junior, he hit 21-of-27 PATs, 1-of-3 field goals, and 7-of-16 kickoffs were touchbacks
- He made all three of his field goals as a sophomore and 9 of 10 extra points
- Lettered in football and soccer
- Played football for Coach Lyman Guy
- Member of the National Honor Society and Beta Club

Personal

- Full name: Canon Tate Rooker
- Parents: Robert and Missy Rooker
- Born: 10/25/94
- Major: Biochemistry

CAREER STATISTICS

| Kickoffs | G | Att | Yds | Avg. | TB | OB |
|--------------|-----------|------------|--------------|-------------|-----------|----------|
| 2013 | 13 | 70 | 4205 | 60.1 | 23 | 0 |
| 2015 | 13 | 78 | 4724 | 60.6 | 19 | 2 |
| 2016 | 13 | 92 | 5500 | 59.8 | 25 | 3 |
| Total | 39 | 240 | 14429 | 60.1 | 67 | 5 |

| Field Goals | G | Att | Made | Lg | Pct |
|--------------|-----------|-----------|-----------|-----------|-------------|
| 2016 | 13 | 19 | 16 | 46 | 84.2 |
| Total | 13 | 19 | 16 | 46 | 84.2 |

| Scoring | G | TD | Rush | Pass | Retn | PAT | 2PAT | FG | Total | Avg/G |
|--------------|-----------|----------|----------|----------|----------|-----------|----------|-----------|------------|------------|
| 2016 | 13 | 0 | 0 | 0 | 0 | 64 | 0 | 19 | 112 | 8.6 |
| Total | 13 | 0 | 0 | 0 | 0 | 64 | 0 | 19 | 112 | 8.6 |



31 D.J. SANDERS
6-0 • 233 • SENIOR • SANDERSVILLE, GA

2017 (Senior)

- Earned the team's Grinder Award for linebackers following spring drills

2016 (Junior)

- Named Honorable Mention All-C-USA
- Voted a Permanent Team Captain
- Named the C-USA Defensive Player of the Week on Oct. 31
- Voted the TSWA Player of the Week on Nov. 1
- Started all 13 games and was second among linebackers with 1,033 snaps
- Had a career-best 66 tackles on the season, including 4.5 TFLs, 2.0 sacks, two interceptions, nine pass breakups, three forced fumbles and a blocked kick
- Collected two double digit tackle games and had six or more in a game four times
- Led team with 11 tackles, including two TFLs, a sack and a forced fumble at Bowling Green
- Credited with 11 tackles to go with a forced fumble, a pass breakup and a hurry at Missouri
- Collected seven tackles, including a sack, interception and pass breakup at FIU
- His INT at FIU was the game-winner as he returned it 48 yards for a touchdown with 1:22 left to play
- Returned an interception for a touchdown against FAU

2015 (Sophomore)

- Played in all 13 games
- Also saw extensive time on special teams
- Finished with 44 total tackles to go with an interception, a pass breakup, forced fumble and a fumble recovery
- Led team in special teams tackles with 15
- Returned an interception 75 yards for a touchdown in win over Jackson State
- Had five solo stops at Alabama and five against WMU
- Collected four stops at Illinois, vs FIU, at LA Tech and at UTSA
- Credited with six stops in win over Marshall

2014 (Freshman)

- Named to the C-USA All-Freshman Team
- Played in all 12 games
- Finished with 15 tackles, an interception and a pass breakup
- Led the team in special teams tackles with 10
- Had two tackles to go with his first career interception and a pass breakup at Marshall

High School

- Lettered in football, basketball and track at Washington County High School
- Led Washington County to a 13-1 record his senior year and a trip to the Georgia State Championship Game
- Had eight receptions for 169 yards and two touchdowns in title game loss
- Played defensive back, linebacker and wide receiver and was a four-year starter
- Turned in 90 tackles and eight interceptions on the season
- Named to the Augusta Chronicle's Dream 16 Team
- Named second team all-state by the Georgia Sports Writers and was the Georgia High School Football Daily 3-AAA Defensive Player of the Year
- Also tabbed the AJC.com 3-AAA Defensive Player of the Year and honorable mention all-state
- Named to the Augusta Chronicle All-Area First Team as a wide receiver
- Participated in the Border Bowl as a linebacker
- Placed in the 300-meter hurdles in the state track meet as a junior
- Had a 3.9 GPA
- Played for coach Joel Ingram

Personal

- Full name: Damion Jarell Sanders
- Parents: Johnny and Debra Sanders
- Born: 11/7/95
- Major: Finance

CAREER STATISTICS

| Tackles | G | UA | A | Total | TFL | Yds | QBS | YDS | PD | FF | FR | INT |
|--------------|-----------|-----------|-----------|------------|------------|-----------|------------|----------|-----------|----------|----------|--------------|
| 2014 | 12 | 11 | 4 | 15 | 0 | 0 | 0.0 | 0 | 1 | 0 | 0 | 1-0 |
| 2015 | 13 | 29 | 15 | 44 | 0.5 | 0 | 0.0 | 0 | 1 | 1 | 1 | 1-75 |
| 2016 | 13 | 43 | 23 | 66 | 4.5 | 26 | 2.0 | 7 | 9 | 3 | 0 | 2-68 |
| Total | 38 | 83 | 42 | 125 | 5.0 | 26 | 2.0 | 7 | 11 | 4 | 1 | 4-143 |



69 DANIEL SARGENT
6-0 • 212 • r-FRESHMAN • PORTLAND, TN

2017 (r-Freshman)

- Earned the team's Grinder Award for specialists following spring drills

2016 (Freshman)

- Took a redshirt year

High School

- Lettered in football and baseball at Portland High School
- Was a member of the National Honor Society

Personal

- Full name: Daniel Anthony Sargent
- Parents: Christopher Sargent and LeeAnne Bostic
- Born: 7/25/97
- Major: Leisure Sport & Tourism Studies



37 PATRICK SMITH
6-0 • 177 • r-JUNIOR • NASHVILLE, TN

2016 (r-Junior)

- Played in 12 games and had 10 starts
- Hauled in 28 passes for 332 yards and four TDs
- Had three or more receptions in a game three times
- Earned first collegiate start against Alabama A&M and had three catches for 56 yards and a touchdown
- Had five receptions for 57 yards and a touchdown against Vanderbilt
- Led team with seven catches for 62 yards in win over LA Tech
- Missed the Hawai'i Bowl due to academics

2015 (r-Sophomore)

- Did not play in any games

Citrus College

- Earned all-central league all-conference honors at Citrus College (Glendora, CA)
- Led team with 54 receptions and 757 yards
- Also caught a team-best seven touchdowns

High School

- Lettered in basketball and football at East Nashville High School
- Named to the Star Physical Therapy All-State team in 2013
- Mr. Football nominee in 2013
- Earned all-metro, all-city and all-district honors in 2013 and 2014
- All-District as a wide receiver in 2012 and 2013

Personal

- Full name: Patrick JaShawn Smith
- Parents: Jaye Smith and LaShawn Stewart
- Born: 5/8/96
- Major: Liberal Studies

CAREER STATISTICS

| Receiving | G | Rec | Yds | TD | Lg | Rec/G | Avg/C | Avg/G |
|--------------|-----------|-----------|------------|----------|-----------|------------|-------------|-------------|
| 2016 | 12 | 28 | 332 | 4 | 42 | 2.3 | 11.9 | 27.7 |
| Total | 12 | 28 | 332 | 4 | 42 | 2.3 | 11.9 | 27.7 |



90 MATTHEW STEPHENSON

5-10 • 212 • r-FRESHMAN • MADISON, AL

2016 (Freshman)

- Took a redshirt year

High School

- Lettered in football and baseball at Bob Jones High School
- Earned second team all-state honors as a kicker and competed in the NUC All-American game where he was voted the MVP
- Also tabbed first team all-area as a punter
- Made 10 of 11 field goals as a senior with a long of 46 yards and made 44 of 45 extra points
- Averaged 40 yards on 35 punts
- Played for Coach Kevin Rose

Personal

- Full name: Matthew C. Stephenson
- Parents: Kevin and Tammie Stephenson
- Born: 9/5/97
- Major: Concrete Industry Management



12 BRENT STOCKSTILL

6-0 • 221 • r-JUNIOR • MURFREESBORO, TN

CAREER

- Owns MT career records in touchdown passes (61), 300-yard passing games (14), 400-yard passing games (2) and passing yards per game (303.3)
- Is 21st nationally among active players in career passing yards and fourth in passing yards per game

2017 (r-Junior)

- Missed all of spring practice while recovering from off-season shoulder surgery
- Earned the Grinder award for quarterbacks in the spring
- Named to the Davey O'Brien, Maxwell, Wuerffel Trophy and Manning Award Watch Lists

2016 (r-Sophomore)

- Named Honorable Mention All-C-USA
- Named Second Team All-C-USA by Phil Steele
- Voted a Permanent Team Captain
- Named to the C-USA All-Academic Football Team
- Earned Ironman status from the strength and conditioning staff
- Voted the C-USA Offensive Player of the Week on Oct. 31
- Named to the Davey O'Brien "Great 8" Honor Roll on Oct. 24
- Named to the Manning Honor Roll on Oct. 24
- Voted the TSWA Player of the Week on Sept. 7
- Named to the Davey O'Brien, Maxwell and Manning Award Watch Lists
- Named a 2017 Arthur Ashe, Jr. Sports-Scholar Award winner
- Earned the Male True Blue President's Award at the Raiders Choice Awards
- A nominee for the AFCA Allstate Good Works Team
- Invited to the prestigious Manning Passing Academy
- Earned the Terry Whiteside award following spring drills for excellence in academics, football, strength training, community service and campus activities
- Earned the Grinder award for quarterbacks in the spring
- Earned the team's Sophomore Academic Award
- Played and started 10 games
- Missed the final three games of the regular season with a broken collar bone
- Threw for an MT sophomore record 3,233 yards and 31 touchdowns on the season

- Put together six games with 300 or more yards and had four or more touchdown passes four times
- Completed 30 or more passes in a game four times
- Set a new MT record by completing the first 22 passes of the game against AAMU
- Broke his own school record for completions (38) and attempts (65) at Vanderbilt to go with 399 yards and three touchdowns
- Led a 20-point come-from-behind win over LA Tech by throwing for 356 yards (completed 15 of 19 passes in the second half) and rushing for 33 yards
- Broke his own school record for second time in season with 42 completions for a career-high 434 yards and three touchdowns against WKU (yardage was third most for a single game at MT)
- Threw for 280 yards and four touchdowns in win at Missouri while rushing for a career-best 70 yards (had a 63-yard run)
- Left the game against UTSA in the first possession of the second quarter with a broken collarbone and missed the rest of the regular season
- Returned to the lineup at the Hawai'i Bowl and threw for 432 yards and four touchdowns

2015 (r-Freshman)

- Named Second Team Freshman All-American by Athlon Sports
- Named the C-USA Freshman of the Year
- Voted Honorable Mention All-C-USA
- Voted to the C-USA All-Freshman Team
- Earned the "Grinder Award" for quarterbacks following spring drills
- Named the most improved quarterback following spring practice
- Named a Manning "Stars of the Week" on Sept. 21
- Named to the Manning Award Watch List
- Named the Male Newcomer of the Year at the Raiders Choice Awards
- Played and started all 13 games
- Finished year having completed 327 of 490 passes for 4,005 yards and 30 touchdowns
- Fell just 53 yards shy of breaking Jameis Winston's NCAA freshman passing record (4,057)
- His 327 completions set a new NCAA freshman completions record
- One of just 12 players nationally to throw for over 4,000 yards
- National Rankings: 6th in completions per game, 14th in completion percentage, 12th in passing yards, 12th in passing touchdowns, and 15th in total offense
- Set single-season MT records for completions, attempts, passing yards, passing touchdowns and 300-yard passing games
- Set the C-USA season freshman passing record
- In his first game as a starter he completed 24 of 30 passes for 348 yards and four touchdowns (all were highs for a freshman)
- Connected on 23 of 27 passes for 369 yards and five touchdowns in win over
- Charlotte (the five TDs equaled the second most in school history and most ever by a freshman)
- Completed 29 of 42 passes for 330 yards and three touchdowns at Illinois, including two fourth down conversions to set MT up for winning field goal attempt
- Registered 32 completions on 51 attempts against Vanderbilt for 286 yards and a touchdown
- Set school records in completions (36) and attempts (56) against LA Tech in throwing for 381 yards and two scores
- Threw for 353 yards and three touchdowns in win over Marshall
- Had his sixth 300-yard game of the season at FAU with 301 yards and two touchdowns, while adding a 13-yard scoring run
- Threw for 322 yards and three touchdowns in win over North Texas to break the C-USA freshman passing record
- Registered 327 passing yards and three touchdowns in bowl game against WMU

2014 (Freshman)

- Played in just one game and took a redshirt year
- Completed 2 of 3 passes for 41 yards against Savannah State in the season opener
- Traveled to every game

2013

- Was gray shirted

High School

- Ranked as a three-star prospect by ESPN.com and 247Sports.com while earning a pair of stars from Rivals.com and Scout.com
- ESPN.com listed him as a Top-30 dual-threat QB in the class of 2013
- Siegel finished a school-record 13-1 in 2012, scoring 590 points and averaging 429.5 yards a game
- Was a Mr. Football finalist and earned a spot on the Tennessee Sports Writers All-State Team
- Left-handed passer was 173-of-265 for 2,690 yards and 32 touchdowns
- Also rushed 108 times for 653 yards and 10 TDs
- Had a 32-5 touchdown to interception ratio
- Named to the Tennessean's 2012 Dandy Dozen entering the season
- As a junior he finished with 1,083 passing yards, completing almost 60 percent of his passes (.575) with 7 TDs
- Also tallied 356 rushing yards with 6 TDs on 87 carries
- Coached by Greg Wyant

Personal

- Full name: Brent Forrest Stockstill
- Parents: Rick and Sara Stockstill
- Born: 8/5/94
- Major: MS Leisure Sport & Tourism

CAREER STATISTICS

| | G | Att | Cmp | Int | Yds | TD | Lg | Pct | Avg/P | Avg/G | Effic |
|--------------|-----------|------------|------------|-----------|-------------|-----------|-----------|-------------|------------|--------------|---------------|
| 2014 | 1 | 3 | 2 | 1 | 41 | 0 | 33 | 66.7 | 13.6 | 41.0 | 114.8 |
| 2015 | 13 | 490 | 327 | 9 | 4005 | 30 | 76 | 66.7 | 8.2 | 308.1 | 151.92 |
| 2016 | 10 | 414 | 262 | 7 | 3233 | 31 | 78 | 63.3 | 7.8 | 323.3 | 150.21 |
| Total | 24 | 907 | 591 | 17 | 7279 | 61 | 78 | 65.2 | 8.0 | 303.3 | 151.02 |

| Total Offense | G | Plays | Rush | Pass | Tot. | Avg/G |
|---------------|-----------|-------------|------------|-------------|-------------|--------------|
| 2014 | 1 | 5 | -4 | 41 | 37 | 37.0 |
| 2015 | 13 | 550 | 37 | 4005 | 4042 | 310.9 |
| 2016 | 10 | 459 | 240 | 3233 | 3473 | 347.3 |
| Total | 24 | 1014 | 273 | 7279 | 7552 | 314.7 |



17 KYLAN STRIBLING

5-11 • 185 • r-FRESHMAN • THOMPSON STATION, TN

2016 (Freshman)

- Took a redshirt year
- Earned the team's Freshman Academic Award

High School

- Rated a three-star recruit by 247Sports coming out of Independence High School
- Posted 70 tackles, three interceptions, 12 pass breakups and three forced fumbles in 2015
- Was No. 39 on the Tennessee Super Prep 44
- Named honorable mention all-state and first team all-district in 2015 while leading Independence to the 5A State Championship
- Team went perfect 15-0 in 2015
- Played for Coach Scott Blade

Personal

- Full name: Kylan Stribling
- Parents: Finis and Laquita Stribling
- Born: 6/10/97
- Major: Business Administration



70 CONNER TRENT

6-5 • 317 • r-SENIOR • CHURCH HILL, TN

2016 (r-Junior)

- Played in six games
- Competed in 75 total snaps with 40 coming against AAMU
- Member of the field goal and extra point team

2015 (r-Sophomore)

- Played in 12 games and was in on 110 total snaps with the majority of those coming on special teams
- A member of the extra point and field goal team

2014 (r-Freshman)

- Played in two games and had a total of 18 snaps

2013 (Freshman)

- Took a redshirt year

High School

- Rated a two star recruit by Rivals
- Earned all-conference honors in football and all-conference in basketball
- Lettered in football and basketball at Volunteer High School

Personal

- Full name: Michael Conner Trent
- Parents: Mike and Geri Trent
- Born: 3/29/95
- Major: Accounting



1 SHANE TUCKER

6-0 • 220 • r-SENIOR • MEMPHIS, TN

2017 (r-Senior)

- Moved back to running back prior to spring practice
- Earned team's Grinder Award for running backs following spring drills

2016 (Senior)

- Made the move to receiver during spring drills
- Suffered an injury during the offseason and was lost for the season

2015 (Junior)

- Named to Doak Walker Award Watch List
- Played in 11 games and earned four starts
- Ended year with 413 rushing yards on 127 attempts and two touchdowns
- Also had 16 receptions and a score
- Played just one snap on special teams at Illinois due to an injury
- Had four receptions against Vanderbilt
- Missed the WKU and FIU games with an injury
- Returned against LA Tech
- Rushed 25 times for 103 yards in win over FAU
- Led team at UTSA with 57 yards rushing and two touchdowns

2014 (Sophomore)

- Named Honorable Mention All-C-USA
- Played in all 12 games and had two starts
- Was third on the team in rushing with a career-best 486 yards on 97 attempts for a 5.0 average
- Only lost seven yards all season
- Led the team in total touchdowns scored with 12, including a team-high eight rushing scores
- His 25 receptions for 351 yards was the most by a Raider back since 33 by Eugene Gross in 2005
- Only participated in some non-contact work during spring drills while recovering from offseason surgery
- Rushed for 67 yards and a touchdown in win over WKU to go with a career long 52-yard reception
- Collected 60 rushing yards on five attempts and two touchdowns against Southern Miss while adding a career-best six receptions for 78 yards
- Rushed for 101 yards on 20 carries and two touchdowns at UTEP and also led the team with three catches for 40 yards

2013 (Freshman)

- Played in five games and had three starts
- Finished with 241 yards rushing on 44 attempts for a 5.5 per carry average and had five touchdowns
- Had his redshirt lifted in game nine at UAB in the third quarter
- Credited with 95 yards rushing on 11 carries and had two touchdowns against FIU in his first career start
- Rushed for 103 yards on 19 carries and had two touchdowns in win over Southern Miss

High School

- Rated a three star recruit by Rivals.com and the 19th best prospect in Tennessee
- Named all-state as a junior and senior at Memphis University School
- Also earned all-region and all-district honors
- Was team MVP as a junior and senior
- Rushed for 1,640 yards and 19 touchdowns in 2012 while also recording 53 receptions for 610 yards
- As a junior he rushed for 1,176 yards and 12 touchdowns
- Lettered in football, baseball, and track
- Played for Coach Bobby Alston
- Nickname is "Sugga Shane"

Personal

- Full name: Shane Tucker
- Parents: Anthony and Connie Tucker
- Born: 8/17/95
- Major: Leisure Sport & Tourism Studies

CAREER STATISTICS

| Rushing | G | Att | Yds | TD | Lg | Avg/C | Avg/G |
|--------------|-----------|------------|-------------|-----------|-----------|------------|-------------|
| 2013 | 5 | 44 | 241 | 5 | 48 | 5.5 | 48.2 |
| 2014 | 12 | 97 | 486 | 8 | 44 | 5.0 | 40.5 |
| 2015 | 11 | 127 | 413 | 2 | 27 | 3.3 | 37.5 |
| Total | 28 | 268 | 1140 | 15 | 48 | 4.3 | 40.7 |

| Receiving | G | Rec | Yds | TD | Lg | Rec/G | Avg/C | Avg/G |
|--------------|-----------|-----------|------------|----------|-----------|------------|-------------|-------------|
| 2013 | 5 | 1 | 4 | 0 | 4 | 0.2 | 4.0 | 0.8 |
| 2014 | 12 | 25 | 351 | 4 | 52 | 2.1 | 14.0 | 29.2 |
| 2015 | 11 | 16 | 133 | 1 | 33 | 1.5 | 8.3 | 12.1 |
| Total | 28 | 42 | 488 | 5 | 52 | 1.5 | 11.6 | 17.4 |



9

ISIAH UPTON

6-0 • 180 • r-SOPHOMORE • NASHVILLE, TN

2016 (r-Freshman)

- Played in 11 games
- Had eight catches for 39 yards on the season
- Had a 14-yard reception in win over Bowling Green
- Hauled in a career-best three receptions at North Texas
- Collected two receptions against WKU

2015 (Freshman)

- Took a redshirt year

High School

- Rated a three-star recruit and the No. 44 player in the state by 247Sports
- Career numbers were 4,823 yards passing, 44 touchdown passes, 2,327 rushing yards and 25 touchdowns
- Earned TSWA first team all-state honors in 2013 and 2014
- Was two-time all-city, all-district, all-midstate, and all-metro
- Played nine games his senior year before suffering a season-ending knee injury
- Through nine games he accounted for 2,098 yards and 27 touchdowns
- As a junior, he had 2,950 yards of total offense to go with 25 touchdowns in leading East Nashville to a 9-3 record and second round of the 3A playoffs
- Lettered four years in football and basketball
- Played for Coach Brian Waite

Personal

- Full name: Isiah Upton
- Parents: Roger Evan and Yolanda Upton
- Born: 2/15/97
- Major: Liberal Studies

| CAREER STATISTICS | | | | | | | | |
|-------------------|-----------|----------|-----------|----------|-----------|------------|------------|------------|
| Receiving | G | Rec | Yds | TD | Lg | Rec/G | Avg/C | Avg/G |
| 2016 | 11 | 8 | 39 | 0 | 14 | 0.7 | 4.9 | 3.5 |
| Total | 11 | 8 | 39 | 0 | 14 | 0.7 | 4.9 | 3.5 |



19

JOHN URZUA

6-3 • 189 • r-SOPHOMORE • SUWANEE, GA

2017 (r-Sophomore)

- Named team's Most Improved Quarterback following spring drills

2016 (r-Freshman)

- Earned the Most Improved award for quarterbacks in the spring
- Played in five games and had three starts
- Threw for 816 yards and eight touchdowns on the season
- Had over 200 yards passing on two occasions
- Played the entire second half against Alabama A&M and threw for 106 yards and a touchdown after completing 10 of 17 passes
- Came in for the injured Brent Stockstill against UTSA and completed 14 of 27 passes for 161 yards and a touchdown but did throw three interceptions
- Completed 25 of 37 passes for 220 yards and a touchdown in his first career start at Marshall
- Enjoyed a career day in win over Charlotte with 26 completions for 250 yards and four touchdown passes
- Suffered an injury in first quarter against FAU and did not return

2015 (Freshman)

- Took a redshirt year

High School

- 2014 second team all-state, first team all-region and voted the Gwinnett County Quarterback of the Year
- Completed 194 of 317 passes for 3,142 yards and 34 touchdowns his senior year for North Gwinnett
- In 2014 season opener against No. 1 McEachern he tossed seven touchdowns (third most in Georgia football history), completed 38 of 48 passes, and threw for 498 yards to lead the upset win
- Also had 353 yards passing and seven touchdowns in win over Duluth
- As a junior he filled in for the starter and completed 48 of 74 passes for 660 yards and six touchdowns
- Had a total of 40 touchdown passes for his career
- Lettered four years in football
- Played for Coach Bob Sphire

Personal

- Full name: John A. Urzua
- Parents: Alejandro Urzua and Lindsey Page
- Born: 4/29/97
- Major: Construction Management

| CAREER STATISTICS | | | | | | | | | | | |
|-------------------|----------|------------|-----------|----------|------------|----------|-----------|-------------|------------|--------------|---------------|
| Passing | G | Att | Cmp | Int | Yds | TD | Lg | Pct | Avg/P | Avg/G | Effic |
| 2016 | 5 | 131 | 78 | 8 | 816 | 8 | 53 | 59.5 | 6.2 | 163.2 | 119.80 |
| Total | 5 | 131 | 78 | 8 | 816 | 8 | 53 | 59.5 | 6.2 | 163.2 | 119.80 |



24

JERME WALKER

6-1 • 187 • r-JUNIOR • LOS ANGELES, CA

2017 (r-Junior)

- Made the move from receiver to defensive back prior to spring drills

2016 (Junior)

- Took a redshirt year

Riverside CC

- As a sophomore he played in six games and had 10 receptions
- Also had 164 yards and three touchdowns

High School

- Was named all-conference as a junior and senior at Rancho Cucamonga High School

Personal

- Full name: Jermel Lavell Walker
- Born: 3/7/94
- Major: Liberal Studies



46

VERNON WALKER

6-0 • 184 • r-SOPHOMORE • ORLANDO, FL

2016 (r-Freshman)

- Played in 12 games and was in on 87 snaps
- Saw most of his action on special teams

2015 (Freshman)

- Took a redshirt year

High School

- Rated a three-star recruit by 247Sports
- Lettered in football and track at Dr. Phillips High School
- Named third team Class 8A all-state in 2014 by the Associated Press
- Also on the all-Sentinel team
- Played for Coach Rodney Wells
- Nickname is "Taz"

Personal

- Full name: Vernon Lewis Walker
- Parent: Vernon Walker
- Born: 9/20/96
- Major: Liberal Studies



2 CHARVARIUS WARD
6-1 • 195 • SENIOR • MCCOMB, MS

2017 (Senior)

- Earned the team's Grinder Award for cornerbacks following spring drills

2016 (Junior)

- Played in 12 games and drew two starts
- Tallied 26 tackles, five pass breakups and a quarterback hurry
- Had a pair of interceptions and recovered a fumble on the season
- Turned in five total tackles against Marshall and North Texas

Hinds CC

- Helped Hinds to a 6-3 mark in 2015 with 32 tackles, an interception, two pass breakups and a blocked kick
- Turned in 32 tackles, three interceptions, five pass breakups and a forced fumble in 2014 as a freshman
- Played for coach Gene Murphy

High School

- Lettered only in football at McComb High School
- Earned all-region honors while being voted the team's top defensive back
- As a senior, he tallied 48 tackles and an interception
- Played for coach Malcolm Jones

Personal

- Full name: Charvarius D. Ward
- Parents: Garland and Tanya Ward
- Birthdate: 5/16/1996
- Major: Liberal Studies

CAREER STATISTICS

| Tackles | G | UA | A | Total | TFL | Yds | QBS | YDS | PD | FF | FR | INT |
|--------------|-----------|-----------|-----------|-----------|----------|----------|----------|----------|----------|----------|----------|-------------|
| 2016 | 12 | 14 | 12 | 26 | 0 | 0 | 0 | 0 | 5 | 0 | 1 | 2-25 |
| Total | 12 | 14 | 12 | 26 | 0 | 0 | 0 | 0 | 5 | 0 | 1 | 2-25 |



54 TY WATKINS
6-1 • 289 • r-JUNIOR • OKLAHOMA CITY, OK

2016 (Junior)

- Arrived in January and went through spring drills
- Took a redshirt year

NE Oklahoma A&M

- Played guard as a freshman and center as a sophomore
- Earned second team all-conference honors in 2015 and honorable mention all-conference honors in 2014

High School

- Lettered in football and baseball at Westmoore High School
- Named the 6A Offensive Lineman of the Year in 2013 while also earning all-city honors
- Team captain his senior year
- Played for Coach Billy Langford

Personal

- Full name: Ty Allen Gerald Watkins
- Parents: Jeff and Maria Watkins
- Born: 3/21/96
- Major: Exercise Science



35 TERELLE WEST
5-10 • 193 • r-SOPHOMORE • PINSON, AL

2017 (r-Sophomore)

- Named the team's Most Improved Running Back following spring drills

2016 (r-Freshman)

- Made the move back to running back during spring drills
- Played in 11 games and was in on 186 snaps
- Had 40 carries for 168 yards and a touchdown to go with three receptions
- Also returned kicks
- Led the team in rushing with 83 yards on 15 carries in win over Alabama A&M
- Had 15 rushing yards on three attempts at Missouri
- Rushed four times for 25 yards and a touchdown against UTSA
- Did not play at Marshall or Charlotte due to an injury

2015 (Freshman)

- Took a redshirt year

High School

- Rated a three-star recruit by 247Sports
- Ended his career as Clay-Chalkville's all-time leading rusher with 3,53 yards
- Named second team all-state by the Alabama Sports Writers Association in 2014 after helping lead Clay-Chalkville to a state championship and rushing for 1,428 yards and 19 touchdowns
- Against Niceville (Fla.) on ESPN he rushed 12 times for 116 yards and a touchdown and had ESPN SportsCenters No. 1 Play of the Day when he ran over a safety on his 44-yard touchdown run
- Was selected to play in the 2014 Alabama-Mississippi All-Star game
- As a junior he rushed for 1,181 yards and had a 9.2-yard per carry average (130 attempts)
- He rushed for 903 yards on 101 carries as a sophomore
- Also lettered in basketball
- Played football for Coach Jerry Hood

Personal

- Full name: Terelle Lee West
- Parent: Angel Wedgeworth
- Born: 1/15/97
- Major: Liberal Studies

CAREER STATISTICS

| Rushing | G | Att | Yds | TD | Lg | Avg/C | Avg/G |
|--------------|-----------|-----------|------------|----------|-----------|------------|-------------|
| 2016 | 11 | 40 | 168 | 1 | 18 | 4.2 | 15.3 |
| Total | 11 | 40 | 168 | 1 | 18 | 4.2 | 15.3 |



00 WILLIAM WILCOX

6-6 • 225 • r-FRESHMAN • CLARKSVILLE, TN

2016 (Freshman)

- Did not compete in any games

High School

- Lettered in football, basketball and tennis at Northeast High School
- Earned all-district honors in football and tennis
- Led team in receptions (26) and yards (420) as a senior
- Played for Coach Terry Arrington

Personal

- Full name: William Alexander Wilcox
- Parent: Marvin and Velda Wilcox
- Birthdate: 4/20/98
- Major: Information Systems



81 CJ WINDHAM

6-2 • 201 • SOPHOMORE • POWDER SPRINGS, GA

2017 (Sophomore)

- Named the team's Most Improved Receiver following spring drills
- Earned team's Grinder Award for receivers following spring drills

2016 (Freshman)

- Played in all 13 games and had one start
- Had six catches for 67 yards on the season
- Collected receptions against AAMU, LA Tech, WKU, Marshall and FAU
- Earned a start against FIU

High School

- Lettered in baseball and football at McEachern High School
- Earned first team all-state and all-region honors in 2015 while leading team in receptions and receiving yards
- Was also an all-region outfielder with the baseball team in 2013 and 2014
- An honor student and member of the Beta Club
- Played for Coach Kyle Hockman
- Aspires to become a physical therapist

Personal

- Full name: Carl Edward "CJ" Windham Jr.
- Parents: Carl and Rena Windham
- Born: 11/25/97
- Major: Exercise Science

CAREER STATISTICS

| Receiving | G | Rec | Yds | TD | Lg | Rec/G | Avg/C | Avg/G |
|--------------|-----------|----------|-----------|----------|-----------|------------|-------------|------------|
| 2016 | 13 | 6 | 67 | 0 | 25 | 0.5 | 11.2 | 5.2 |
| Total | 13 | 6 | 67 | 0 | 25 | 0.5 | 11.2 | 5.2 |



15 DAVIS WITT

6-2 • 204 • r-FRESHMAN • CLEWISTON, FL

2016 (Freshman)

- Took a redshirt year

High School

- Lettered in football, soccer and baseball at Clewiston High School
- Earned honorable mention all-state honors in football
- Set every passing record at Clewiston
- Had the baseball team's second leading batting average
- Played football for Coach Pete Walker

Personal

- Full name: Davis Earl Witt
- Parents: John and Debbie Witt
- Born: 6/1/98
- Major: Academic Focus

2017 NEWCOMERS

11 BRAD ANDERSON

5-8, 170, Fr., RB, Huntsville, AL/Bob Jones HS

High School

- Lettered in football and track at Bob Jones High School
- Earned all-state, all-region and all-Huntsville his senior year
- Set a state record with two 99-yard touchdowns in the same game
- As a junior he caught 33 passes for 651 yards and four touchdowns, and ran for 360 yards and five scores
- Was the Homecoming King and maintained a 4.0 GPA
- Played for Coach Kevin Rose

Personal

- Full name: Bradarick Johnell Anderson
- Parents: Brad and Demarius Anderson
- Born: 2/15/99
- Major: Academic Focus

12 REED BLANKENSHIP

6-1, 175, Fr., CB, Athens, AL/West Limestone HS

High School

- Lettered in football and basketball at West Limestone High School
- Earned all-state, all-region, all-area, all-county and was named the Player of the year in 2016
- Was all-state, all-region, all-area, all-county and voted the Limestone County Player of the Year in 2015
- Career statistics were 3,192 rushing yards, 1,056 passing yards, 1,004 receiving yards, 46 total touchdowns, 295 tackles and 10 interceptions

- Served as team captain two years
- Member of the 2015 4A State Championship basketball team and was all-area and all-county in 2016
- Played for Coach Jordan Cantrell

Personal

- Full name: Reed Scott Blankenship
- Parents: Troy and Sandra Blankenship
- Born: 3/2/99
- Major: Academic Focus

84 ZEKE COBB

6-3, 207, Fr., WR, Dalton, GA/Dalton HS

High School

- Lettered in football and track at Dalton High School
- Rated a 3-star recruit by 247Sports and the 162nd best player in Georgia
- Earned first team all-region honors as a sophomore and senior
- Had 97 catches for 1,786 yards and 20 TDs during his career for an 18.4 average
- Was all-region in track in the high jump
- Played for Coach Matt Land

Personal

- Full name: Reginald Ezekiel Cobb
- Parents: Kerry and Beverly Cobb
- Born: 5/17/98
- Major: Academic Focus

96 ROSHEEM COLLINS

6-1, 303, Jr., DL, Waycross, GA/East Central CC

See page 23 for complete bio

76 D.J. DELFENDAHL

6-4, 274, Fr., OL, Mt. Juliet, TN/Mt. Juliet HS

High School

- Lettered in football all four years at Mt. Juliet High School
- Voted all-state, all-region and USA Today 2nd Team All-USA Tennessee
- Named Region 3-6A Best Offensive Lineman and a Mr. Football semi-finalist
- Played in the Toyota East-West All-Star Game
- Turned in 117 pancake blocks his senior year
- Played for Coach Trey Perry

Personal

- Full name: Daniel Jacob Delfendahl
- Parents: Dan and Stacey Delfendahl
- Born: 5/15/98
- Major: Academic Focus

78 ELIJAH DOBBINS

6-4, 287, Fr., OL, Franklin, TN/Oakland HS

High School

- Lettered in football all four years at Oakland High School in Murfreesboro
- Earned all-state, all-region and all-midstate honors as a senior
- Voted the GA Lineman of the Year
- Was all-region and all-midstate as a junior
- Team was state runner-up in 2016 and made state semi-finals in 2015
- Only lost six games his entire four-year high school career and four came in the playoffs
- Played for Coach Kevin Creasy

Personal

- Full name: Elijah D. Dobbins
- Parents: Norman Dobbins and Sonya McCullough
- Born: 1/16/99
- Major: Academic Focus
- Other: Cousin Tim Dobbins played nine seasons in NFL (drafted by the Chargers)

24 ZACK DOBSON

5-8, 165, Fr., WR, Knoxville, TN/Fulton HS

High School

- Lettered in football and track at Fulton High School
- Rated a 3-star recruit by 247Sports
- Earned all-state, all-region and all-county honors as a senior
- Played in the Toyota East-West All-Star Game
- Had 1,411 receiving yards and 2,824 all-purpose yards during his career to go with 80 tackles and five interceptions
- His brother Zaezion Dobson was the 2016 Arthur Ashe Courage Award winner at the ESPY's for being a national hero after giving up his life to save three females during a violent shooting. He was the youngest to ever win the award. Zack wore jersey 24 his senior year to honor his brother.
- Played for Coach Rob Black

Personal

- Full name: Zachary Kevon Dobson
- Parent: Zenobia Dobson
- Born: 10/11/98
- Major: Academic Focus

36 KAMAU FARRELL-BURKE

6-3, 187, Jr., CB, Toronto, Canada/Arizona Western College

See page 25 for complete bio

91 JORDAN FERGUSON

6-2, 280, Fr., DT, Atlanta, GA/Cartersville HS

High School

- Lettered in football, basketball and track
- Played majority of his high school career at St. Francis Academy but transferred to Norcross for his senior season. Transferred in spring to Cartersville High School where he graduated.
- Rated a 3-star recruit by 247Sports and the 156th best player in Georgia
- Earned first team all-conference honors as a junior while also being picked as an AJC Player of the Week
- Was first team offense and honorable mention defense as a sophomore
- Had 45 tackles, including 7.0 TFLs as a senior
- As a junior he tallied 15 touchdowns to go with three interceptions, 103 tackles, eight sacks and 30 TFLs
- Played for Coach Keith Maloof at Norcross and Brennan Booth at St. Francis

Personal

- Full name: Jordan Benjamin Ferguson
- Parent: Latisha Webb-Ferguson
- Born: 4/10/99
- Major: Athletic Training

18 RAHEME FULLER

6-3, 192, Fr., CB, Ft. Lauderdale, FL/Boyd-Anderson HS

High School

- Lettered in football at Boyd-Anderson High School
- Rated a 3-Star recruit by 247Sports
- Ranked a top 64 cornerback by Rivals.com
- Earned all-region honors after collecting 35 tackles, four sacks and three interceptions as a senior
- Played for Coach Quincy Woods

Personal

- Full name: Raheme Jermaine Devonte Fuller
- Parent: Kerry-Ann Ranger Newsome
- Born: 7/15/98
- Major: Criminal Justice Administration

63 ERIC GOLSTON

6-3, 330, Jr., OL, Long Beach, CA/Cerritos College

2016 (Sophomore)

- Played in nine games as a sophomore for Cerritos College

2015 (Freshman)

- Saw action in eight games for Cerritos College

High School

- Lettered in football at St. John Bosco High School
- Helped program to a state championship, CIF championship and a Trinity League championship his junior year
- Set every passing record at Clewiston
- Had the baseball team's second leading batting average
- Played football for Coach Pete Walker

Personal

- Full name: Eric Golston II
- Parents: Eric and Nicole Golston
- Born: 9/25/97
- Major: Liberal Studies

28 MAURICE GORDON

5-10, 194, Jr., RB, Denton, TX/Navarro College

See page 27 for complete bio

97 AARON GRIFFITH

6-0, 300, Jr., DT, Union City, CA/James Logan HS

Laney College

- Played two years on the defensive line for Laney College
- Saw action in 10 games and collected 21 tackles in 2016 as team went 9-2
- Earned first team all-conference and all-region honors
- Played in seven games in 2015 and added eight total stops

High School

- Lettered in football at James Logan High School
- A two-year starter who was a captain and the team defensive MVP

Personal

- Full name: Aaron Zachary Kemp Griffith
- Parents: Ricky Griffith and Connie Kemp
- Born: 5/14/97
- Major: Undecided

4 O.J. JOHNSON

6-0, 195, Jr., CB, Homerville, GA/Mississippi Gulf Coast CC

MGCCC

- Had 22 tackles as a sophomore to go with two interceptions and six pass breakups
- Named All-Region 23 as a freshman

High School

- Lettered in football and basketball at Clinch County High School
- Named first team Class A All-State by the Atlanta Journal-Constitution and second team Class A All-State by the Georgia Sports Writers Association
- As a senior he rushed 141 times for 1,225 yards (8.7 ypc) and 11 touchdowns, while throwing for 470 yards and six touchdowns. Also had 24 tackles and two interceptions.
- As a junior he rushed for 1,235 yards and 11 touchdowns
- Was a two-time Defensive Player of the Year in basketball
- Played for Coach Jim Dickerson

Personal

- Full name: Octavis Creshan Johnson
- Parents: Antinio Johnson and Teresa Marshall
- Born: 12/4/95
- Major: Liberal Studies

13 TYRESE JOHNSON

5-8, 167, Fr., WR, Halls, TN/Halls HS

High School

- Lettered in football, basketball, baseball and track at Halls High School
- 2015 and 2016 All-State and 2016 6-2A Region Player of the Year, and 2015 6-2A Region Special Teams Player of the Year
- 2014 All-Region
- Owns the school career records in receptions (136), receiving touchdowns (27) and receiving yards (2,249)
- Set the school record with 1,103 receiving yards as a senior
- Voted the 2014, 2015, and 2016 class favorite and 2017 Mr. HHS, Most Athletic and Best Smile

Personal

- Full name: Tyrese D'Shawn Johnson
- Parent: Rachel Dennis
- Born: 7/26/99
- Major: Science - Pre-Physical Therapy

79 COLE KIRBY

6-4, 285, Fr., OL, Franklin, KY/Simpson HS

High School

- Lettered in football and baseball at Simpson High School
- Earned second team all-state honors and first team all-conference as a senior
- Named First Team Academic All-State
- Played for Coach Doug Preston

Personal

- Full name: Joseph Cole Kirby
- Parents: Kelly and Tammy Kirby
- Born: 4/30/99
- Major: Engineering Technology

77 AMIR LUCKETT

6-2, 287, So., OL, Waddell, AZ/Scottsdale CC

See page 32 for complete bio

83 JIMMY MARSHALL

6-5, 216, Fr., WR, Macon, GA/Tattnall Square Academy

High School

- Lettered in football, basketball, baseball and track at Tattnall Square Academy
- Rated the 247th best player in Georgia by 247Sports
- Voted all-state and all-region as a senior
- Owns school records for receptions and receiving yards in a season
- In 2015 he collected 43 receptions for 615 yards and six TDs
- Was a GHSA-Private All-Star selection in basketball and was invited to the Future 150 Camp
- Played for Coach Chance Jones

Personal

- Full name: Jimmy Marshall
- Parents: Jimmy and Latascha Marshall
- Born: 7/10/99
- Major: Undecided

39 CAIN MCWILLIAMS

6-1, 236, Fr., LB, Lewisburg, TN/Marshall County HS

High School

- Lettered in football and basketball at Marshall County High School and Fayetteville High School
- Rated a 3-star recruit by 247Sports
- As a senior he was a team captain, 4A Mr. Football Lineman Finalist, all-state, all-mid-state and the region defensive MVP.
- Had 101 tackles, 12 sacks, 12 TFLs, 11 rushing touchdowns and one defensive score as a senior at Marshall County

- Was all-region in football and basketball as a junior at Fayetteville
- Had 85 tackles, 24 TFLs, 11 sacks and rushed for 1,300 yards and 23 touchdowns as a junior
- Played for Coach Thomas Osteen at Marshall County

Personal

- Full name: Tere'L D'Cain McWilliams
- Parents: Jeff Brown and Tonya Stone
- Born: 4/10/98
- Major: Academic Focus

44 CHATON MOBLEY

6-1, 245, Fr., LB, Knoxville, TN/Fulton HS

High School

- Lettered in football and basketball at Fulton High School
- Earned all-state honors in 2015 and 2016 while garnering all-region accolades three straight years
- For his high school career he tallied 183 tackles, 10.5 sacks, 1,235 rushing yards, 29 TDs and scored 194 points
- Generated 806 all-purpose yards and eight touchdowns for the Falcons in 2016 while adding 44 tackles, including 10 for loss and 4.5 sacks
- Recorded 73 tackles as a junior, including 12.5 for loss and also rushed for 580 yards and 12 touchdowns as a running back
- Was a three-year starter and played an integral role in the Falcons' run to the Class 4A state championship in 2014, earning BlueCross Bowl defensive MVP honors after tallying 10 tackles and returning a fumble 45 yards for a TD
- Played for Coach Rob Black

Personal

- Full name: Chaton Mobley
- Parents: Antonio Mobley and Chaka Murriel
- Born: 5/19/99
- Major: Academic Focus

26 WAYNE PARKS

5-11, 216, Fr., CB, Fellsmere, FL/Sebastian River HS

High School

- Lettered in football, basketball and track at Sebastian River High School
- Played for Coach Kevin Pettis

Personal

- Full name: Anthony Wayne Parks
- Parents: Anthony W. Parks Jr. and Ebony Williams
- Born: 10/31/97
- Major: Leisure Sport & Tourism Studies

86 TAVONN SALTER

6-2, 200, Jr., WR, Atlanta, GA/Mt. San Antonio JC

Mt. San Antonio

- Played in nine games during the 2016 campaign and collected 28 receptions for 410 yards and two TDs
- Team went 8-3 in 2016

High School

- Lettered in football at Stephenson High School
- Was not recruited out of high school

Personal

- Full name: Tavonn Salter
- Parents: Timothy Salter and Tammy Graham
- Born: 3/1/96
- Major: Undecided

42 CODY SMITH

6-2, 205, Fr., CB, Stuart, FL/Martin County HS

High School

- Lettered in football at Martin County High School
- Ranked No. 20 by ESPN in the Martin County/St. Lucie area and West Palm Beach
- Earned first team all-state honors as a senior
- Voted all-area first team and a Scrips Super 11 member
- A two-year captain and the team defensive player of the year as a junior and senior
- Recorded 124 tackles and five interceptions (two for TDs) as a senior while racking up 109 tackles, three interceptions and 16 pass breakups as a junior
- Played for Coach Chuck Kenyan

Personal

- Full name: Cody Bryson Smith
- Parents: Tom and Jacqueline Smith and Greg and Dawn Robertson
- Born: 11/10/98
- Major: Academic Focus

20 DQ THOMAS

6-2, 200, Fr., LB, Oxford, MS/Oxford HS

High School

- Lettered in football and power lifting at Oxford High School
- Earned all-state and all-region honors
- Invited to the Bernard Blackwell North/South All-Star game
- In 2016 had 115 tackles, including nine TFLs, 1.5 sacks, four hurries and five interceptions
- Played for Coach Chris Cutcliffe

Personal

- Full name: DQuarius DJuan Thomas
- Parent: Agrecia Frierson
- Born: 12/4/98
- Major: Construction Management

9 TAVARES THOMAS

6-0, 238, Jr., LB, Rosenberg, TX/Navarro College

Navarro

- Named first team All-SWJCFB in 2016
- Tallied 82 tackles, 11 sacks (ranked 13th nationally), 11 TFLs and three forced fumbles in 2016

High School

- Lettered in football, basketball and track at Lamar Consolidated High School
- Earned all-area honors as a senior

Personal

- Full name: Tavares Mandell Thomas
- Parent: Zakiya King
- Born: 11/30/95
- Major: Liberal Studies

18 JOHN TURNER

6-1, 201, Fr., QB, Murfreesboro, TN/Smyrna HS

High School

- Lettered in football and basketball at Smyrna High School
- Rated a 3-Star recruit by 247Sports
- Two-time 6A Region 2 selection
- Finished career 400-of-645 for 5,654 yards and 54 touchdowns
- Led 6A Region 2 in passing his senior year with 2,244 yards and 26 touchdowns
- Won seven different player of the week awards his senior year
- Member of the National Honor Society and a Boys State representative
- Played for Coach Matt Williams

Personal

- Full name: John Mitchell Turner
- Parents: Brian and Tonya Turner
- Born: 2/26/99
- Major: Construction Management

Our Town. Our Team.



COACHES & STAFF

#TRUEBLUE

#BlueRaiders



RICK STOCKSTILL

12TH SEASON | 6 BOWL APPEARANCES

72-66 CAREER RECORD | 3RD WINNINGEST COACH IN MT HISTORY

2-TIME COACH OF THE YEAR

@CoachStock



THE STOCKSTILL FILE

Hometown Fernandina Beach, FL
 High School Fernandina Beach, 1977
 Birthdate December 23, 1957
 College Florida State, 1982
 Degree B.S. Physical Education
 Family Wife, Sara
 Son, Brent
 Daughter, Emily
 Years Coached 11
 Career Record 72-66 (.522)
 Record at MT Same
 C-USA Record 22-10 (.688)
 Date Hired at MT December 12, 2005

COACHING HISTORY

2005-Present: Middle Tennessee
 Head Coach
2005: South Carolina
 Tight Ends/Recruiting Coordinator
2004: South Carolina
 Wide Receivers/Recruiting Coordinator
2003: East Carolina
 Offensive Coordinator/Quarterbacks
1999-2002: Clemson
 Wide Receivers/Recruiting Coordinator
1996-98: Clemson
 Wide Receivers
1994-95: Clemson
 Co-Offensive Coordinator/Wide Receivers
1993: Clemson
 Quarterbacks/Passing Game Coordinator
1989-92: Clemson
 Quarterbacks
1985-88: UCF
 Assistant Head Coach/Wide Receivers
1983-84: Bethune-Cookman
 Offensive Coordinator/Quarterbacks

HONORS

2010: Named honorary member of Phi Kappa Phi Honor Society
 2010: Intercultural and Diversity Coach of the Year
 2009: Named TSWA Coach of the Year
 2009: Named Sun Belt Conference Co-Coach of the Year
 2008: Intercultural and Diversity Coach of the Year
 2007: Intercultural and Diversity Coach of the Year
 2006: ESPN.com's Sun Belt Conference Coach of the Year
 2006: Named TSWA Coach of the Year
 2006: Rutherford Co. Reader Gridiron Glacier Award
 2004: Named a Top 25 recruiter by Rivals.com

Winning on the field, off the field and having a first-class football program from top to bottom is the goal of any University at the highest level of intercollegiate athletics. That is exactly what Middle Tennessee has as a result of the leadership of Head Coach Rick Stockstill.

In his 12th season at the helm of the Blue Raiders and the sixth longest tenured coach in the country, Stockstill has captured a league title, won the 2009 New Orleans Bowl, made six bowl appearances, been bowl eligible eight times, earned two public recognition awards from the NCAA for APR success, produced six of the top eight crowds in Floyd Stadium history, and had back-to-back eight-win seasons for the first time in 21 years.

Under his watch, the Blue Raiders have also produced eight all-American's, including one academic all-American, three defensive players of the year, and three bowl game MVP's. Middle Tennessee also became the first Sun Belt team to win 10 games in a season, and set the Floyd Stadium single-game attendance record under his leadership. He also has five NFL Draft picks with Erik Walden in 2008, Chris Mc-Coy in 2010, Rod Issac in 2011, Jimmy Staten in 2014 and Kevin Byard in 2016. Byard became the second highest draft pick in school history (3rd round, 64th pick to Titans).

The veteran leader put the Blue Raiders in the 2016 Hawaii Bowl in a year his team overcame a ton of adver-

sity. Prior to the season he lost nearly all his starting receivers to injury, saw his record-setting quarterback go down, along with other key contributors. Through it all he led them to an eight-win season for the third time in five years to go with five first team all-conference picks and a freshman all-american.

The veteran leader put the Blue Raiders in the 2015 Popeyes Bahamas Bowl after going an impressive 4-0 in the month of November behind a record-setting offense and a bend-but-don't break opportunistic defense. The Blue Raiders produced 13 players honored by Conference USA for post-season awards, including four first team members, four on the All-Freshman Team and the league's Freshman of the Year in Brent Stockstill. MT also had freshman all-Americans in Richie James and Stockstill.

After winning eight games in 2012 and being left out of a bowl game, Stockstill showed his bounce back ability once again by leading the Raiders to another eight-win season and a trip to the Bell Helicopter Armed Forces bowl. The Blue Raiders were among the national leaders in turnovers gained (5th), turnover margin (T12th), fewest penalties (14th), third down conversions (25th) and rushing (31st). Some regard the 2012 season as his best coaching job





BOWLS COACHED (18)

| | | |
|------|---------------------------|------------------|
| 2016 |Hawaii..... | Middle Tennessee |
| 2015 |Popeyes Bahamas..... | Middle Tennessee |
| 2013 |Armed Forces..... | Middle Tennessee |
| 2011 |GoDaddy.com..... | Middle Tennessee |
| 2009 |New Orleans..... | Middle Tennessee |
| 2006 |Motor City..... | Middle Tennessee |
| 2005 |Independence..... | South Carolina |
| 2002 |Tangerine..... | Clemson |
| 2001 |Humanitarian..... | Clemson |
| 2001 |Gator..... | Clemson |
| 1999 |Peach..... | Clemson |
| 1998 |Peach..... | Clemson |
| 1996 |Peach..... | Clemson |
| 1996 |Gator..... | Clemson |
| 1993 |Peach..... | Clemson |
| 1992 |Citrus..... | Clemson |
| 1991 |Hall of Fame..... | Clemson |
| 1989 |Gator..... | Clemson |

BOWLS PLAYED (3)

| | | |
|------|---------------------|---------------|
| 1981 |Orange..... | Florida State |
| 1980 |Orange..... | Florida State |
| 1977 |Tangerine..... | Florida State |

PLAYING EXPERIENCE

1977-82: Florida State (Quarterback)

Honorable Mention All-American ... Team Captain ... 3-year letterman ... 3 bowl games ... East-West Shrine Bowl ... Japan Bowl ... Notable wins over Notre Dame, Pitt, Ohio State, and Nebraska.

STOCKSTILL'S YEAR-BY-YEAR RECORD

| Year | Overall | Conference | School |
|--------------|--------------|--------------|------------------|
| 2006: | *7-6 | 6-1 | Middle Tennessee |
| 2007: | 5-7 | 4-3 | Middle Tennessee |
| 2008: | 5-7 | 3-4 | Middle Tennessee |
| 2009: | *10-3 | 7-1 | Middle Tennessee |
| 2010: | *6-7 | 5-3 | Middle Tennessee |
| 2011: | 2-10 | 1-7 | Middle Tennessee |
| 2012: | 8-4 | 6-2 | Middle Tennessee |
| 2013: | *8-5 | 6-2 | Middle Tennessee |
| 2014: | 6-6 | 5-3 | Middle Tennessee |
| 2015: | *7-6 | 6-2 | Middle Tennessee |
| 2016: | *8-5 | 5-3 | Middle Tennessee |
| Total | 72-66 | 54-31 | |

*bowl appearance

ALL-AMERICANS COACHED AT MT (8)

| | | |
|------|----------------------------|----------------------|
| 2006 |Damon Nickson..... | 2nd Team |
| 2007 |Dwight Dasher..... | Freshman |
| 2009 |Chris McCoy..... | Honorable Mention |
| 2010 |Jeremy Kellem..... | Academic |
| 2012 |Kevin Byard..... | Freshman |
| 2015 |Richie James..... | Freshman (consensus) |
| 2015 |Brent Stockstill..... | Freshman |
| 2016 |Ty Lee..... | Freshman |

after leading the Blue Raiders to the nation's biggest win improvement from the previous year. His seventh MT squad went 8-4, won an FBS school record five road games, received votes in the ESPN/USA Today Coaches Poll three straight weeks, and upset ACC Coastal Division Champion Georgia Tech. Along the way, he produced a freshman all-American, eight all-conference players, and a national offensive player of the week.

In 2010, Stockstill's team battled back from a tough start to make back-to-back bowl games for the first time in school history. The coach also had an Academic All-American in Jeremy Kellem, the SBC Defensive Player of the Year in Jamari Lattimore, and a total of nine players who were recognized on the All-Conference team.

The 2009 season was one for the record books as that squad accomplished what few believed possible with an FBS-record 10 wins, a final ranking of 33rd nationally in the ESPN/USA Today Coaches poll, a bowl victory, a seven-game winning streak, the most Sun Belt victories in school history, five road victories, and a second straight undefeated month of November. It all resulted in Stockstill being named Sun Belt Conference Co-Coach of the Year and 11 players earning All-Conference honors, including co-Defensive Player of the Year Chris McCoy, who was taken in the 7th round of the NFL Draft by the Miami Dolphins. To top things off, quarterback Dwight Dasher earned New Orleans Bowl MVP honors and became just the fourth player in NCAA history to pass for more than 2,500 yards and rush for 1,000 yards in the same season.

Stockstill, who owns upsets over Maryland (2008 and 2009), Georgia Tech (2012) and Missouri (2016), has also shown a commitment to academics during his tenure. The Blue Raiders have gone from an APR score of 892 to a very impressive 992, the biggest increase of any program in the country. The Blue Raiders were also crowned with the Sun Belt Conference Academic Award on two occasions (2006-07, 2007-08) and earned two public recognition awards from the NCAA for APR suc-

cess (2011, 2012). For his efforts, Stockstill was inducted as an honorary member into Phi Kappa Phi Honor Society in April 2010.

After 24 years as an assistant, Stockstill was given the chance to run his own program, and all he did was lead the Blue Raiders to a 2006 Sun Belt Conference championship, help set a new single-season attendance record, and take the program to its first postseason bowl game in the I-A era. Taking a Middle Tennessee team predicted to finish sixth in the Sun Belt during the preseason to a league title, Stockstill ended up as the 2006 Sun Belt Conference Coach of the Year and the Tennessee Sports Writers Association Coach of the Year while also garnering that honor from ESPN.com.

Stockstill's teams have amassed the top four tackles for loss and quarterback sack totals in school history and has produced the conference's top touchdown scorer twice. Individual players have 99 All-Conference honors, two Player of the Year Awards, four different National Player of the Week winners, and a Freshman of the Year.

During the 2006 championship run, Stockstill and his staff developed an All-American, 11 All-Conference players, 11 SBC Player of the Week winners, a consensus National Defensive Player of the Week (Damon Nickson won the Walter Camp and the Bronco Nagurski awards), and the school's all-time sacks leader (Erik Walden). Much of the team's success was attributed to their play on the road that year; the Blue Raiders won four conference road games. Only 10 other teams nationally could stake that claim.

Along with his extensive background in collegiate coaching circles, the driven and determined Stockstill has had the advantage of working alongside some of the greatest minds in college football history.

Stockstill, who made his way to Murfreesboro after spending the previous two years at South Carolina, has worked with legendary coaches Lou Holtz, Steve Spurrier, Danny Ford, Tommy Bowden, Ken Hatfield, and Tommy West.



NFL SIGNEES UNDER STOCKSTILL

Leon Gonzalez, Bethune Cookman (8th RD/Cowboys)
 Shawn Jefferson, UCF (9th RD/Oilers)
 Patrick Sapp, Clemson (2nd RD/Chargers)
 Brian Dawkins, Clemson (2nd RD/Eagles)
 Antwan Wyatt, Clemson (FA)
 Raymond Priester, Clemson (FA)
 Donald Broomfield, Clemson (FA)
 Rahim Abdullah, Clemson (2nd RD/Browns)
 OJ Childress, Clemson (7th RD/Giants)
 Trevor Pryce, Clemson (1st RD/Broncos)
 Rod Gardner, Clemson (1st RD/Redskins)
 Woody Dantzler, Clemson (FA)
 Javon Bush, Clemson (FA)
 Alex Ardley, Clemson (FA)
 Darrell Crutchfield, Clemson (FA)
 Roscoe Crosby, Clemson (FA)
 Tye Hill, Clemson (1st RD/Rams)
 Derrick Hamilton, Clemson (3rd RD/49ers)
 Airese Currie, Clemson (5th RD/Bears)
 Jamaal Fudge, Clemson (FA)
 Kevin Youngblood, Clemson (FA)
 Nick Eason, Clemson (4th RD/Broncos)
 Bryant McNeal, Clemson (FA)
 Troy Williamson, South Carolina (1st RD/Vikings)
 Sidney Rice, South Carolina (2nd RD/Vikings)
 Devarick Scandrett, MT (FA)
 Erik Walden, MT (6th RD/Cowboys)
 Franklin Dunbar, MT (FA)
 Trevor Jenkins, MT (FA)
 Chris McCoy, MT (7th RD/Dolphins)
 Marcus Udell, MT (FA)
 Patrick Honeycutt, MT (FA)
 Rod Issac, MT (5th RD/Jaguars)
 Phillip Tanner, MT (FA)
 Jamari Lattimore, MT (FA)
 Malcolm Beyah, MT (FA)
 Colin Boss, MT (FA)
 Benny Cunningham, MT (FA)
 Anthony Amos, MT (FA)
 Jimmy Staten, MT (5th RD/Seahawks)
 Josh Walker, MT (FA)
 Kevin Byard, MT (3rd RD/Titans)
 Cavellis Lockett, MT (FA)
 Jeremy Cutrer, MT (FA)
 I'Tavious Mathers, MT (FA)
 Maurquice Shakir, MT (FA)



Stockstill demonstrated the ability to develop and coach big-time players throughout his career as an assistant. He joined the Gamecock staff in December 2003 and immediately made an impact in recruiting. Stockstill coached the Gamecock tight ends and served as recruiting coordinator in 2005 and was the wide receivers coach in 2004.

Before joining Holtz's staff at South Carolina, Stockstill was the offensive coordinator at East Carolina in 2003.

In his first year at South Carolina, Stockstill coached Troy Williamson to one of the best seasons ever for a Gamecock receiver. Williamson made 43 receptions for 835 yards (75.9 per game average) and seven touchdowns. Williamson's 835 receiving yards put him among the single-season leaders at USC, along with his seven touchdowns. Williamson was taken as the seventh pick in the 2005 NFL Draft by the Minnesota Vikings.

In addition to his on-field coaching at Carolina, Stockstill coordinated the signing of a top-20 recruiting class for the Gamecocks in his first season and was recognized as one of the top 25 recruiters in the nation by Rivals.com.

From 1989 to 2002, Stockstill was on the coaching staff at Clemson, where he helped lead the Tigers to some of their most proficient offensive performances in school history. He served in a variety of capacities during his tenure with Clemson, working as recruiting coordinator, wide receivers coach, co-offensive coordinator, passing game coordinator, and quarterbacks coach. One of his prize pupils was All-America wide receiver Rod Gardner, who was the number 15 pick of the 2001 NFL Draft. Stockstill played an integral role in Clemson's offense, which set more than 100 school records from 1998 to 2002.

Stockstill is credited with recruiting Clemson's all-time leading rusher (Raymond Priester), fourth all-time leading passer (Woodrow Dantzler), and number six and number seven all-time leading receivers (Derrick Hamil-

ton and Rod Gardner). As a coach, Stockstill has been a part of 18 bowl games, including six as a head coach.

Stockstill also has coaching experience at the University of Central Florida (1985-88), where he tutored wide receiver Shawn Jefferson, who went on to a 13-year career in the NFL, and at Bethune-Cookman College (1983-84).

Born Dec. 23, 1957 in Sidney, Ohio, Stockstill grew up in Georgetown, Ky., and then moved to Fernandina Beach, Fla., where he was inducted into the Fernandina Beach Hall of Fame in 2006. He was a three-year letterman at Florida State as a quarterback, where he was team captain and earned Honorable Mention All-America honors in 1981 under Coach Bobby Bowden. During his career at FSU, the Seminoles had two top-10 final Associated Press rankings and had wins over powers Notre Dame, Pittsburgh, Ohio State, and Nebraska. Stockstill, who received his bachelor's degree from FSU in 1982, made three bowl trips with the Seminoles.

Stockstill and his wife, the former Sara Fleischman, have a son, Brent, and a daughter, Emily.

CAREER HIGHLIGHTS

- 2016 – Led team to the Hawaii Bowl and an upset over Missouri
- 2015 – Led team to the Popeyes Bahamas Bowl and produced two freshmen all-Americans
- 2014 – Led team to bowl eligibility for the fifth time in six years
- 2013 – Led team to Bell Helicopter Armed Forces Bowl for fourth bowl under Stockstill
- 2013 – Team became first in 21 years to win eight games in back-to-back seasons
- 2012 – Engineered the nation's biggest win improvement at +6
- 2012 – Led Raiders to 21-point upset win at ACC Coastal Division Champ Georgia Tech
- 2012 – Led MT to FBS record 5 road wins
- 2012 – MT received votes in ESPN/USA Today Coaches Poll a record 3 straight weeks
- 2011 – New single-game home attendance record set against Georgia Tech
- 2010 – Led team to GoDaddy.com Bowl for third bowl under Stockstill
- 2010 – Coached school's third Academic All-American (Jeremy Kellem)
- 2010 – Coached the SBC Defensive Player of the Year (Jamari Lattimore)
- 2010 – Inducted as honorary member of Phi Kappa Phi Honor Society
- 2009 – Sun Belt Conference Co-Coach of the Year
- 2009 – TSWA Coach of the Year
- 2009 – Team became first in Sun Belt history to win 10 games
- 2009 – Led team to New Orleans Bowl Championship
- 2009 – Team had school-record 7 Sun Belt Conference wins
- 2009 – Coached the SBC Defensive Player of the Year (Chris McCoy)
- 2009 – Coached the New Orleans Bowl MVP (Dwight Dasher)
- 2009 – Team set new single-season records in quarterback sacks and tackles for loss
- 2008 – Set new single-season Floyd Stadium attendance record
- 2008 – Coached a Walter Camp National Offensive Player of the Week winner
- 2008 – Quarterback was given the National ESPN Helmet Sticker Award
- 2006 – Sun Belt Conference Coach of the Year (first conference COY at MT since 1989)
- 2006 – Sun Belt Conference Coach of the Year by ESPN.com
- 2006 – TSWA Coach of the Year
- 2006 – Rutherford County Reader Gridiron Glacier Award
- 2007, 2008 and 2010 Intercultural and Diversity Coach of the Year
- 2006 – Sun Belt Conference Championship
- 2006 – Led school to first-ever bowl game in the I-A era (Motor City)
- 2006 – One of just 10 teams in the country to win four road conference games
- 2006 – Coached a Walter Camp and Bronco Nagurski National Player of the Week winner
- 2006 – Seven wins were most by a first-year coach at MTSU since 1947
- 2006 – Coached the ESPN.com SBC Defensive Player of the Year
- 2006 – Set new single-season attendance record
- Improved team's APR dramatically from 892 to 992
- APR of 992 in 2013-14 was 7th highest in the nation
- Team won 2006-07 and 2007-08 Sun Belt Conference Academic Award
- 31 First Team All-Conference selections in 10 years
- Had 59 Conference Player of the Week winners during his tenure
- Five NFL Draft picks as head coach (2008, 2010, 2011, 2014, 2016)
- Blue Raiders named National Team of the Week by CollegeSportsReport.com on 10/14/07





JEFF BECKLES

RUNNING BACKS | 2ND SEASON

[@CoachBeckles](#)

THE BECKLES FILE

Hometown Jacksonville, FL
 High School Forrest
 Birthdate September 2, 1969
 College Florida State, 1994
 Degree B.S. Social Science Education
 Family Daughter, Brooklyn
 Date Hired at MT January 28, 2016

COACHING HISTORY

2016-Present: Middle Tennessee

Running Backs

2015: Samford

Running Backs

2010-14: Troy

Running Backs

2007-09: Central Michigan

Running Backs

2006: Georgia Southern

Wide Receivers

2004-05: Georgia

Graduate Assistant

2003: Central Michigan

Wide Receivers

2002: Georgia

Graduate Assistant

2000-01: South Florida

Graduate Assistant

1999: Nicholls State

Running Backs

1998: Worth County High School

Assistant

1997: Tift County High School

Assistant

1995-96: NB Forrest High School

Assistant

BOWL EXPERIENCE

1989: Fiesta Bowl (player)

1990: Blockbuster (player)

1991: Cotton Bowl (player)

1992: Orange Bowl (player)

1993: Orange Bowl (national championship) (player)

2002: Sugar Bowl (coach)

2004: Outback Bowl (coach)

2006: Chik-Fil-A (coach)

2007: Motor City Bowl (coach)

2008: Motor City Bowl (coach)

2010: GMAC Bowl (coach)

2010: New Orleans Bowl (coach)

2016: Hawaii Bowl (coach)

Jeff Beckles, a former national championship winner, begins his second season as a member of Rick Stockstill's coaching staff. Beckles will coach the running backs for the second straight year.

COACHING HIGHLIGHTS:

At Middle Tennessee, running backs, 2016-present

- Date Hired: Jan. 28, 2016

- Coached First Team All-C-USA player l'Tavius Mathers, who set a single-season rushing record with 1,561 yards while becoming just the seventh player in FBS history to have 1,500 yards rushing and 500 yards receiving in the same season

- Mentored a group who ranked second in C-USA with 191.8 rush yards per game and had the biggest increase in yards per carry than any team in the nation

- Recruiting Area: Alabama, Florida, Georgia

At Samford, running backs, 2015

- Coached an offense that ranked first in SoCon with 34.6 points and 479.7 yards per game

At Troy, running backs, 2010-14

- Worked with DuJuan Harris and Shawn Southward, who combined for over 2,000 rushing yards in 2010

- Under Beckles, Southward became the seventh Troy player to top the 1,000-yard mark and was named to the All-Sun Belt second team

At Central Michigan, wide receivers (2003) running backs (2007-09), 2003/2007-09

- Mentored Ontario Sneed, who led the Chippewas in rushing in 2008 and finished his career eighth in school history in career rushing yards

Playing Experience (WR)

- Florida State (1989-93)

- Won five straight bowl games

- Won ACC title and a National Championship in 1993

- Part of a recruiting class that included Heisman Trophy winner Charlie Ward and Terrell Buckley



**THE DIABATE FILE**

HometownBronx, NY
 High School.....Herbert Lehman, 2009
 Birthdate.....Feb. 22, 1991
 CollegeSyracuse, 2013
 Degree.....B.A. Economics; Master of Science (2015)
 Date Hired at MT.....June 15, 2017

COACHING HISTORY**2017-Present: Middle Tennessee**

Linebackers

2017 (Spring): Notre Dame

Defensive Analyst - Secondary

2016: Dallas Cowboys

Internship

2015-17: Colgate

Safeties

2014: Buffalo Bills

Internship

2013-15: Syracuse

Graduate Assistant

BOWL EXPERIENCE

2012: Pinstripe Bowl (player)

2013: Texas Bowl (coach)

2015: NCAA FCS Playoffs (coach)

SIRIKI DIABATE

LINEBACKERS | 1ST SEASON

Siriki Diabate, a former player for current MT defensive coordinator Scott Shafer, is in his first season on Rick Stockstill's staff. Diabate will handle the linebackers.

COACHING HIGHLIGHTS:**At Middle Tennessee, linebackers (2017-present)**

- Date Hired: June 15, 2017
- Will coach linebackers
- Recruiting Area: Tennessee, Georgia, Florida

At Notre Dame, defensive analyst - secondary (2017)

- Joined the Fighting Irish in March 2017 and went through spring drills before taking MT linebacker job

At Colgate, safeties (2015-17)

- Advanced to 2015 Division I Football Championship quarterfinals
- 2015 Patriot League Champions
- Ranked first in rushing defense nationally in 2015
- Defense was first in league in total defense and rushing defense, while ranking second in scoring defense
- Recruited and coached Abu Daramy to 2016 Patriot League Rookie of the Year honors

At Syracuse, graduate assistant (2013-15)

- Worked with the linebackers for Head Coach Scott Shafer
- In 2013, defense finished ranked 11th nationally on third down conversions, 26th in total defense and 30th in rushing defense
- 2013 Texas Bowl Champions

Playing Experience (LB)

- Syracuse (2011-2013)
- Co-Captain
- Member of the 2012 Big East Champions and Pinstripe Bowl Champions
- Nassau Community College (2009-2010)
- NJCAA All-American in 2010 and the Northeast Conference Defensive Player of the Year
- Led conference in total tackles





STEVE ELLIS

@CoachSteveEllis

RECRUITING COORDINATOR/CORNERBACKS | 9TH SEASON

Steve Ellis is in his ninth season on Rick Stockstill's staff and his third as recruiting coordinator. Ellis will handle the cornerbacks for the ninth straight year.

COACHING HIGHLIGHTS:

At Middle Tennessee, cornerbacks (2009-present) co-defensive coordinator (2012-14), recruiting coordinator (2015-present)

- Date Hired: Feb. 9, 2009
- Coached all-conference players Marcus Udell, Alex Suber, Rod Issac and Jeremy Cutrer
- Ranked second in C-USA in red zone defense in 2016
- Staffed a defensive unit in 2013 that ranked among the nation's best for total defense, while ranking fifth in turnovers gained and 17th in red zone defense
- 2012 defensive unit improved 48 spots in the national rankings in scoring defense, 29 spots in rushing defense, and made a jump of 10 in total defense
- In 2009, Marcus Udell led the league in interceptions while Alex Suber accounted for 12 pass breakups
- Recruiting Area: Florida, Georgia, Tennessee
- During the summer of 2010, Ellis participated in the NFL Coaches Fellowship Program for the second time with the Buffalo Bills

At Nicholls State, safeties (2003) linebackers (2004-05) defensive coordinator (2006-08), 2003-10

- Led a defense that ranked first in the Southland Conference in total defense, pass defense and interceptions

in 2007

- Finished the 2006 season ranked No. 19 in the country in total defense
- In six seasons at Nicholls, Ellis' players won seven first team all-conference honors, four National Player of the Week awards, three All-American honors, and two conference Newcomer of the Year awards and a defensive player of the year accolade
- During the summer of 2008, Ellis participated in the NFL Coaches Fellowship Program with the Pittsburgh Steelers under Head Coach Mike Tomlin. He worked with the secondary under legendary defensive coordinator Dick Lebeau.
- Recruiting Area: Mississippi, Tennessee, Georgia, Florida

Playing Experience (CB)

- Nicholls State (1998-2002)
- A three-year starter who was all-conference all three years
- Team captain in 2001 and had over 200 career tackles and five interceptions

THE ELLIS FILE

HometownStringer, MS
 High School.....Stringer, 1998
 Birthdate.....January 25, 1980
 College.....Nicholls State, 2003
 Degree.....B.S. Education
 Family.....Wife, Regina
Daughter, Deja
Son, Caleb
 Date Hired at MT.....February 9, 2009

COACHING HISTORY

2015-Present: Middle Tennessee
 Recruiting Coordinator/Cornerbacks
2012-14: Middle Tennessee
 Co-Defensive Coordinator/Cornerbacks
2011: Middle Tennessee
 Defensive Coordinator/Cornerbacks
2009-10: Middle Tennessee
 Cornerbacks
2006-08: Nicholls State
 Defensive Coordinator
2004-05: Nicholls State
 Linebackers
2003: Nicholls State
 Safeties

BOWL EXPERIENCE

2009: New Orleans Bowl (coach)
 2011: GoDaddy.com Bowl (coach)
 2013: Armed Forces Bowl (coach)
 2015: Popeyes Bahamas Bowl (coach)
 2016: Hawaii Bowl (coach)



**THE FRANKLIN FILE**

Hometown Princeton, KY
 High School Caldwell County
 Birthdate August 29, 1957
 College Murray State, 1979
 Degree B.S. History; Masters in Education
 Family Wife, Laura
 Daughters, Chelsea, Caroline and Caitlin
 Date Hired at MT January 22, 2016

COACHING HISTORY**2016-Present: Middle Tennessee**

Offensive Coordinator/Quarterbacks

2015: California

Offensive Coordinator/Quarterbacks and Running Backs

2013-14: California

Offensive Coordinator/Quarterbacks

2010-12: LA Tech

Offensive Coordinator/Quarterbacks

2009: Middle Tennessee

Offensive Coordinator/Quarterbacks

2008: Auburn

Offensive Coordinator/Quarterbacks

2006-07: Troy

Offensive Coordinator/Quarterbacks

2000: Kentucky

Offensive Coordinator/Wide Receivers

1997-99: Kentucky

Running Backs

BOWL EXPERIENCE

1998: Outback Bowl (coach)

1999: Music City Bowl (coach)

2006: New Orleans Bowl (coach)

2007: Chick-fil-A Bowl (coach)

2009: New Orleans Bowl (coach)

2011: Poinsettia Bowl (coach)

2015: Armed Forces Bowl (coach)

2016: Hawaii Bowl (coach)

TONY FRANKLIN

@CoachTF

OFFENSIVE COORDINATOR/QUARTERBACKS | 2ND SEASON

Tony Franklin is in his second stint as offensive coordinator and quarterbacks coach for Rick Stockstill. Franklin, who was previously the Cal Bears offensive coordinator from 2013-15, is considered one of the top offensive minds in the business as his offense has ranked in the top 10 nationally the last five years in passing, three times in total offense and twice in scoring.

COACHING HIGHLIGHTS:**At Middle Tennessee, offensive coordinator/quarterbacks, 2009/2016-present**

- Date Hired: Jan. 22, 2016
- Coordinated an offense that ranked second in C-USA and No. 8 in the country in total offense, averaging a school record 517.7 yards per game in 2016
- 2016 offense set single-season records in total offense, total yards/game, total yards/play, points scored, passing yards, pass attempts, pass completions, touchdown passes, total touchdowns, first downs and all-purpose yards
- 2016 offense produced a 1,000-yard rusher and a 1,000-yard receiver for the first time in school history
- In 2016 he tutored two first team all-conference picks (WR Richie James and RB I'Tavious Mathers) and a freshman All-American (Ty Lee)
- Under his guidance, quarterback Dwight Dasher set single-season records in passing yards, touchdown passes, and rushing yards for a quarterback. Also set the single-game rushing mark for a signal-caller with 201 in the New Orleans Bowl.
- Offense generated 421.7 total yards and 32 points per game in 2009
- Set school records in total yards (5,482), passing yards (3,064) and total points (416) in 2009
- Recruiting Area: Lead for QBs and National for offense

At Cal, offensive coordinator/quarterbacks, 2013-15

- Coached an offense that broke 12 single-season and school records
- Directed an offense that finished No. 3 nationally in passing offense and No. 8 in total offense in 2015
- Mentored quarterback Jared Goff, the NFL's No. 1 draft pick in 2016

At LA Tech, offensive coordinator/quarterbacks, 2010-12

- Offense led the nation in scoring (51.5 ppg) and total offense (557.9 ypg) in 2012
- Explosive offense scored 40-plus points in 11 games, and 50-plus points in eight games in 2012

At Auburn, offensive coordinator/quarterbacks, 2008

- Coached the Tigers to a 2007 Chick-fil-A Bowl win

At Troy, offensive coordinator/quarterbacks, 2006-07

- Helped engineer the second-ranked offense in the Sun Belt in first season
- Collected two league titles, including the first conference championship in school history

At Kentucky, running backs (1997-99) offensive coordinator/wide receivers (2000), 1997-2000

- Helped develop SEC quarterback legends Tim Couch, Dusty Bonner and Jared Lorenzen
- Mentored No. 1 NFL draft pick Tim Couch
- Led the Wildcats to the nation's second-best passing offense in the 2000 campaign



@CoachMalloryMT



RICK MALLORY

OFFENSIVE LINE | 5TH SEASON

Rick Mallory, a veteran coach who spent five seasons as a player in the NFL before beginning his coaching career, is in his fifth year as a member of Rick Stockstill's staff and his second as the offensive line coach. Mallory served as the offensive tackles/tight ends coach during his first three seasons.

At Memphis, offensive line, 2000-09

- Helped lead the Tigers to five bowl berths in 10 seasons
- Coached an offensive line that blocked for DeAngelo Williams, who earned All-America honors in 2004 and 2005
- In four of his last six seasons, the Memphis offensive line led C-USA in fewest sacks allowed

COACHING HIGHLIGHTS:

At Middle Tennessee, tackles/tight ends (2013-15) offensive line (2016-present)

- Date Hired: March 21, 2013
- Been a part of three bowls in four years
- Has produced all-conference linemen Jaylen Hunter, Darius Johnson and Daniel Stephens
- Helped guide an offensive line in 2016 that produced a 1,000-yard rusher and 1,000-yard receiver for the first time in school history, while helping the offense set 11 single-season records
- 2016 unit allowed the fewest sacks (11th nationally) in C-USA despite throwing the most passes
- Mentored an offensive line that paved the way for a school record 4,052 rushing yards in 2015
- Coached tight end Terry Pettis in 2015, who ranked No. 8 nationally in yards per reception (21.1) and hauled in five passes of 40 yards or more
- Recruiting Area: Middle Tennessee, Georgia, Florida

At Washington, graduate assistant (1992) tight ends/special teams (1993-99), 1992-99

- Earned five bowl berths during Mallory's tenure with the Huskies

Playing Experience (TE/G)

- Washington (1979-83)
- Played first two years as a tight end, then converted to OG where he earned All-Pac 10 honors as a senior
- Tampa Bay Buccaneers (1984-88), drafted in the 9th Round

THE MALLORY FILE

Hometown Renton, WA
 High School Lindberg
 Birthdate October 21, 1960
 College Washington, 1993
 Degree B.A. Political Science
 Family Wife, Shannon
 Daughters, Naomi, Fiona and Layla
 Sons, Ryan, Adam, and Cameron
 Date Hired at MT March 21, 2013

COACHING HISTORY

2016-Present: Middle Tennessee

Offensive Line

2013-15: Middle Tennessee

Tackles and Tight Ends

2011: UAB

Offensive Line

2010: Wyoming

Director of Football Operations

2000-09: Memphis

Offensive Line

1998-99: Washington

Tight Ends and Special Teams

1992-97: Washington

Tight Ends

BOWL EXPERIENCE

- 1979 Sun Bowl (player)
- 1981 Rose Bowl (player)
- 1982 Rose Bowl (player)
- 1983 Aloha Bowl (player)
- 1993 Rose Bowl (coach)
- 1995 Sun Bowl (coach)
- 1996 Holiday Bowl (coach)
- 1997 Aloha Bowl (coach)
- 1998 Oahu Bowl (coach)
- 1999 Holiday Bowl (coach)
- 2003 New Orleans Bowl (coach)
- 2004 GMAC Bowl (coach)
- 2005 Motor City Bowl (coach)
- 2007 New Orleans Bowl (coach)
- 2008 St. Petersburg Bowl (coach)
- 2013: Armed Forces Bowl (coach)
- 2015: Popeyes Bahamas Bowl (coach)
- 2016: Hawaii Bowl (coach)



**THE POLLY FILE**

Hometown Erlanger, KY
 High School Dixie Heights, 2002
 Birthdate November 10, 1983
 College Georgetown College, 2006
 Degree B.S. Business
 Date Hired at MT February 12, 2013

COACHING HISTORY

2016-Present: Middle Tennessee
 Offensive Tackles/TE & Special Teams Coordinator
2014-15: Middle Tennessee
 Running Backs/Special Teams Coordinator
2013: Middle Tennessee
 Running Backs
2011-12: Murray State
 Offensive Line
2010: Murray State
 Offensive Tackles/TE
2007-09: Middle Tennessee
 Graduate Assistant
2007 (Spring): Georgetown College
 Offensive Line

BOWL EXPERIENCE

2009: New Orleans Bowl (coach)
 2013: Armed Forces Bowl (coach)
 2015: Popeyes Bahamas Bowl (coach)
 2016: Hawaii Bowl (coach)

MIKE POLLY
 @CoachMikePolly

OFF. TACKLES/RUN GAME COORD./SPECIAL TEAMS COORD. | 5TH SEASON

Mike Polly, a former graduate assistant for the Blue Raiders, is in his fifth season on Rick Stockstill's staff and second as coach of the offensive tackles/tight ends. Polly, who also serves as the special teams coordinator and handled the running backs his first three years, made his return to Middle Tennessee after spending three years at Murray State overseeing the offensive tackles and tight ends.

COACHING HIGHLIGHTS:

At Middle Tennessee, running backs (2013-15) tackles/tight ends (2016-present)

- Date Hired: Feb. 12, 2013
- Part of an O-Line staff that coached a unit who blocked for 191.8 rush yards per game, second most in C-USA in 2016, and allowed the fewest sacks in the league while setting 11 single-season records including total yards and points scored
- 2016 offensive line helped produce a 1,000-yard rusher and 1,000-yard receiver for the first time in school history
- Coached a stable of running backs who averaged 185.6 yards per game from 2013-15
- Special teams unit blocked nine kicks from the 2014-16 seasons
- Recruiting Area: Northern Alabama, north central Georgia, east Tennessee

At Murray State, tackles/tight ends (2010) offensive line (2011-12), 2010-12

- Racers ranked in the top five nationally in total offense each season
- Coached an offensive line that helped pave the way for the school's first 1,000-yard rusher

Playing Experience (OL)

- Georgetown College, 2002-06
- Helped Tigers to four straight conference titles
- Was co-captain and earned all-conference honors as a senior
- Received the scholar-athlete of the year award





SCOTT SHAFER

[@Coach_Shafer](#)

DEFENSIVE COORDINATOR | 1ST SEASON

Scott Shafer, regarded as one of the top defensive minds in college football, begins his first season on Rick Stockstill's staff as the programs defensive coordinator. Shafer was out of football in 2016 but prior to that season spent seven years at Syracuse, including the final three as head coach.

COACHING HIGHLIGHTS:

At Middle Tennessee, defensive coordinator (2017-present)

- Date Hired: Jan. 20, 2017
- Has coached 44 all-conference performers and four all-American's during his coaching career
- Recruiting Area: National for defense, Miami area and south Florida

At Syracuse, head coach (2013-15)

- Led program into the ACC
- Team went 7-6 in 2013 and won the Texas Bowl over Minnesota to become just the second coach in school history to win a bowl game in first year
- Team had a 973 APR (2014-15)

At Syracuse, defensive coordinator (2009-12)

- Defense ranked 6th nationally in 2012 as team won the Pinstripe Bowl and were crowned co-champs of the Big East
- Was a 2012 Broyles Award/Assistant Coach of the Year nominee
- In 2011 he coached First Round draft pick Chandler Jones and Freshman All-American Dyshawn Davis
- 2010 AFCA Assistant Coach of the Year nominee and a Broyles Award/Assistant Coach of the Year nominee
- Team ranked 7th nationally in total defense in 2010 and 28th in sacks. Also led the Big East in pass defense while ranking second in total defense

At Michigan, defensive coordinator (2008)

- Coached All-Big Ten selection Brandon Graham

At Stanford, defensive coordinator (2007)

- Team improved in every defensive statistic and won at No. 1 ranked USC
- Unit registered the first shutout at Stanford since 1996

At Western Michigan, defensive coordinator/secondary (2005-06)

- Team played in the 2007 International Bowl after going 8-4 and winning at Virginia
- Produced second team all-American and MAC Defensive Player of the Year (Ameer Ismail)
- 2006 Broyles Award/Assistant Coach of the Year nominee
- Unit led nation in interceptions (24) and sacks (46) while ranking 11th in total defense in 2006
- 2006 unit also led the MAC in interceptions, turnover margin, sacks, run defense, total defense and opponent 3rd down conversions

At Northern Illinois, defensive coordinator/secondary (1996-2003)

- Was DC from 2000-03 and team went 30-16 during that time and captured two MAC titles
- Team was ranked No. 12 in AP poll and had wins over No. 15 Maryland and No. 22 Alabama
- Unit ranked third nationally in 2003 with 23 interceptions
- 2003 MAC Rankings: Interceptions (1st), Takeaways (2nd), Scoring Defense (3rd), Run Defense (3rd) and pass efficiency defense (3rd)
- 2002 MAC Rankings: Interceptions (1st), Takeaways (1st), Scoring Defense (1st), Run Defense (1st) and run defense (1st)

Playing Experience (QB)

- Ohio University, 1985
- Baldwin-Wallace, 1986-90
- Team captain and ranked 17th nationally in passing efficiency

THE SHAFER FILE

HometownPainesville, OH
 High School..... Riverside
 Birthdate..... January 6, 1967
 College..... Baldwin Wallace, 1990
 Degree..... B.S. Education, Masters 1993
 Family..... Wife, Missy
 Son, Wolfgang
 Daughter, Elsa
 Date Hired at MT..... January 20, 2017

COACHING HISTORY

2017-Present: Middle Tennessee
 Defensive Coordinator
2016 (Spring only): Maryland
 Defensive Coordinator
2013-15: Syracuse
 Head Coach
2009-12: Syracuse
 Defensive Coordinator
2011: Syracuse
 Defensive Coordinator/Secondary
2008: Michigan
 Defensive Coordinator
2007: Stanford
 Assistant Head Coach/Defensive Coordinator
2005-06: Western Michigan
 Defensive Coordinator/Secondary
2004: Illinois
 Secondary
1996-2003: Northern Illinois
 Defensive Coordinator/Secondary
1993-95: Rhode Island
 Secondary
1991-92: Indiana
 Graduate Assistant

BOWL EXPERIENCE

1991: Copper Bowl (coach)
 2006: International Bowl (coach)
 2010: New Era Pinstripe Bowl (coach)
 2012: New Era Pinstripe Bowl (coach)
 2013: Texas Bowl (coach)



**THE SILVOY FILE**

Hometown Ponte Vedra Beach, FL
 High School Nease, 2006
 Birthdate December 21, 1989
 College Troy, 2010
 Degree B.S. in Broadcast Journalism
 Date Hired at MT March 1, 2017

COACHING HISTORY**2017-Present: Middle Tennessee**

Wide Receivers

2016: Middle Tennessee

Quality Control

2012-15: Florida Tech

Wide Receivers

2011: Central Oklahoma

Wide Receivers and Tight Ends

BOWL EXPERIENCE

2006: New Orleans Bowl (player)

2008: New Orleans Bowl (player)

2009: GMAC Bowl (player)

2010: New Orleans Bowl (player)

2013: Futures Bowl (coach)

2016: Hawaii Bowl (coach)

AUSTIN SILVOY**WIDE RECEIVERS | 1ST SEASON**

@CoachSilvoy

Austin Silvoy, who served in the role of quality control in 2016, was elevated to wide receivers coach for Rick Stockstill's staff in March 2017. Silvoy, a former receiver at Troy, has coached the receiver position since breaking into the profession in 2006.

COACHING HIGHLIGHTS:**At Middle Tennessee, wide receivers (2017-present)**

- Date Hired: March 1, 2017
- Recruiting Area: Alabama, Florida, Georgia

At Middle Tennessee, quality control (2016)

- Worked with the offensive staff on a daily basis

At Florida Tech, wide receivers (2012-15)

- Coached two of the top receivers in the Gulf South Conference during FIT's first two seasons in Xavier Milton and Aaron George
- In 2014, Milton earned DAKTRONICS Second Team All-American, First Team All-Super Region 2, Gulf South Conference Co-Offensive Player of the Year and First Team All-GSC honors, adding to his First Team All-GSC selection in 2014

- George reeled in 15 scores during his two years in Crimson and Gray including nine in 2014, second most in the GSC

At Central Oklahoma, wide receivers and tight ends (2011)

- Coached future NFL long snapper and tight end Bryce Davis, who signed a free agent contract with the Cincinnati Bengals

Playing Experience (WR)

- Troy University, 2006-10
- A four-year letterman that had 45 career receptions
- Trojans won five consecutive Sun Belt Conference Championships and competed in four bowl games





TOMMY WEST

DEFENSIVE LINE | 4TH SEASON

[@CoachTommyWest](#)

THE WEST FILE

Hometown Carrollton, GA
 High School Gainesville
 Birthdate July 31, 1954
 College Tennessee, 1976
 Degree B.S. in Health Education
 Date Hired at MT February 6, 2014

COACHING HISTORY

2014-Present: Middle Tennessee
 Defensive Line
2012: Southern Miss
 Defensive Coordinator/Linebackers
2011: UAB
 Defensive Coordinator/Linebackers
2001-09: Memphis
 Head Coach
2000: Memphis
 Defensive Coordinator/Linebackers
1993-98: Clemson
 Head Coach
1993: Chattanooga
 Head Coach
1991-92: South Carolina
 Defensive Coordinator/Linebackers
1990: Tennessee
 Running Backs
1983-89: Clemson
 Linebackers
1982: Clemson
 Wide Receivers
1980-81: Appalachian State
 Wide Receivers/Tight Ends
1979: Ole Miss
 Running Backs

BOWL EXPERIENCE

1973: Gator (player)
 1974: Liberty (player)
 1975: Blue-Gray All-Star (player)
 1985: Independence (coach)
 1986: Gator (coach)
 1987: Citrus (coach)
 1988: Citrus (coach)
 1989: Gator (coach)
 1991: Sugar Bowl (coach)
 1993: Peach Bowl (head coach)
 1995: Gator Bowl (head coach)
 1996: Peach Bowl (head coach)
 1997: Peach Bowl (head coach)
 2003: New Orleans (head coach)
 2004: GMAC (head coach)
 2005: Motor City (head coach)
 2007: New Orleans (head coach)
 2008: St. Petersburg (head coach)
 2015: Popeyes Bahamas Bowl (coach)
 2016: Hawaii Bowl (coach)

Tommy West, who has 35 years of collegiate coaching experience, including stints as a head coach at three different schools, is in his fourth year on Rick Stockstill's staff after spending the 2012 campaign at Southern Miss as the school's defensive coordinator. West was out of coaching in 2013 and was the defensive coordinator and linebackers coach at UAB in 2011.

COACHING HIGHLIGHTS:

- At Middle Tennessee, defensive line, 2014-present**
- Date Hired: Feb. 6, 2014
 - Has coached seven all-conference players
 - Part of a defensive staff that coached 49 sacks, 133 TFLs and 71 QB hurries over the 2015-16 seasons
 - Ranked fourth in the country in red zone defense in 2015 as defensive line collected 28 TFLs, 11.5 sacks and 21 hurries
 - In 2014, the defensive line registered 35 TFLs and 20.5 sacks
 - Recruiting Area: Georgia, Tennessee

- At Memphis, defensive coordinator/linebackers (2000) head coach (2001-09), 2000-09**
- Snapped a 32-year bowl drought and appeared in five bowls in six seasons (2003-08)
 - Helped lead the Tigers to their first appearance in the AP Top 25
 - 2003 started a three-year stretch where the Tigers won 24 games

- In 2003, West became just the fourth coach in school history to claim nine wins in a season. He went on to earn TSWA Coach of the Year honors
- Defensive unit ranked No. 1 in the nation in rush defense (72.7 yards per game) and fifth in total defense (275.3 yards per game) in 2000

At Clemson, linebackers (1983-89) head coach (1993-98), 1983-89/1993-98

- Led the Tigers to four bowl games in six seasons
- Compiled a 69-20-4 record and six AP Top 20 rankings as linebackers coach

Playing Experience (TE)

- Tennessee (1972-75)
- Lettered three years in football and two years in baseball
- Drafted by the Tampa Bay Buccaneers in 1976





BRENT BROCK

 @BrentBrock4

DIRECTOR OF FOOTBALL OPERATIONS | 12TH SEASON

THE BROCK FILE

HometownAlbany, GA
 High School.....Albany, 1976
 Birthdate.....April 21, 1958
 CollegeFlorida State, 1982
 Degree.....B.S. in Physical Education
 Date Hired at MT.....January 11, 2006

COACHING HISTORY

2017-Present: Middle Tennessee
 Director of Football Operations
2013-16: Middle Tennessee
 Director of Player Development
2012: Middle Tennessee
 Running Backs
2009: Middle Tennessee
 Inside Receivers
2006-08: Middle Tennessee
 Tight Ends
2002-05: Jackson County High School
 Head Coach
2000-01: Westside High School
 Offensive Coordinator
1996-99: Fitzgerald High School
 Head Coach
1992-95: Worth County High School
 Head Coach
1990-91: Colquitt County High School
 Assistant Head Coach/Offensive Coordinator
1983-90: Colquitt County High School
 Offensive Coordinator/Offensive Line
1982: Thomasville High School
 Offensive Line
1981: Godby High School
 Offensive Line

BOWL EXPERIENCE

1977: Tangerine Bowl (player)
 1980: Orange Bowl (player)
 1981: Orange Bowl (player)
 2006: Motor City Bowl (coach)
 2009: New Orleans Bowl (coach)
 2011: GoDaddy.com Bowl (coach)
 2013: Armed Forces Bowl (administration)
 2015: Popeyes Bahamas Bowl (administration)
 2016: Hawaii Bowl (administration)

Brent Brock, a head coach in the Georgia high school ranks for 14 years and a former teammate of head coach Rick Stockstill, will be beginning his 12th season at Middle Tennessee with the 2017 campaign.

Brock, who was director of player development from 2013 to 2016, was elevated to director of football operations in 2017. In his new role, Brock will oversee the daily internal operational functions of the football program while working closely with Coach Rick Stockstill. He is instrumental in team travel, recruiting weekends, the team banquet and handling life skills events, and all community service projects.

Brock coached the tight ends his first three years at MT before taking over the inside receivers from 2009 to 2011. He spent the last seven games of 2011 and all of 2012 coaching the running backs.

Brock enjoyed a productive first full year leading the running backs in 2012 as Benny Cunningham earned second team all-conference honors and Jordan Parker was voted to the all-freshman team. Cunningham became the first back at MT to record two 200-yard rushing games since 2001 and Parker went on to set the freshman rushing record with 851 yards.

In 2011, Brock helped the receiving corps snag a single-season school record 299 passes while registering the third-most touchdown receptions with 21.

Brock's receivers were part of a fast-paced offense in 2009 that rang up a school record 3,064 yards of passing along with a record setting 25 touchdowns. In all, 17 receivers caught a total of 238 passes, which is the fourth most in Blue Raider history.

Under Brock's leadership in 2006, the tight ends were a key ingredient for the Sun Belt Conference's top scoring offense and the league's number two-rated team in passing efficiency. The group came up with 17 receptions on the season and two of the team's nine touchdown receptions. The unit followed that up with 23 receptions and two scores in 2007.

Brock came to Middle Tennessee after serving the previous four years as head coach and athletic director at Jackson County High School in Jefferson, Ga. Brock had the privilege of coaching in the GHSA North/South All-Star game (1995) and the Georgia/Florida High School All-Star game (1997). He also has 14 years of experience as an athletic director on the high school level.

Brock got his start in coaching as a volunteer assistant at Godby High School in Tallahassee in 1981 and then left the following season to join Jim Hughes' staff at Thomasville High School in 1982.

Brock followed Hughes to Colquitt High School in 1983, where he helped coach the Packers in the 1991 1-AAAA state championship game. During his nine seasons at Colquitt, the Packers made the region playoffs

eight times, were region runner-up three times, and received the region's all-sports trophy on three occasions. Brock served as assistant head coach, offensive coordinator, offensive line coach, and strength coordinator during his time at Colquitt.

He earned his first head coaching job in 1992, when he took over the Worth County High School program in Sylvester, Ga. He took a struggling program that went 1-9 his first year to an 8-3 mark and back-to-back playoff appearances in his third and fourth seasons.

In 1996, Brock took over head coaching and athletic director duties at Fitzgerald High School in Fitzgerald, Ga., where he had the challenge of rebuilding a program that had just 40 players his first season. With hard work and determination, Brock fielded 70 players and helped turn the program around during his short tenure. Under his reign, FHS took home the sportsmanship trophy for 2-AAA in 1996 and 1997.

Before taking over at Jackson County, Brock spent two years as offensive coordinator/strength coach at Westside High School under Robert Davis. Westside, only four years old at the time, made it to the semifinals of the state at the Georgia Dome in 2002 and finished with a no. 4 state ranking. In 2001, Westside advanced to the quarterfinals of the state playoffs.

The Albany, Ga., native received his B.S. degree in health/physical education at Florida State in 1982, his master's degree at Albany State, and his Ed.S. degree from FSU.

As a player, Brock played four years for Coach Bobby Bowden at Florida State as an offensive lineman. He was a member of the 1977 Tangerine Bowl team and the 1980 and 1981 Orange Bowl teams.

Brock is married to the former Missie Milton of Albany, Ga.

JASON SPRAY

HEAD STRENGTH COACH | 13TH SEASON



Jason Spray has climbed the ladder of success rapidly since his collegiate playing career at Middle Tennessee, and he continues to exemplify the tremendous work ethic that made him a decorated gridiron standout for the Blue Raiders. Spray was elevated to head football strength coach in January 2012.

Since 2012, Spray has helped mold 19 players to make an NFL training camp, 40 all-conference players, four freshmen all-Americans and nine who were voted to the All-Freshman

team.

Spray, who was voted the NCSA Assistant Strength Coach of the Year in 2011, is in his 13th season working in the Blue Raider strength and conditioning program. For seven years, Spray served as the head men's basketball strength and conditioning coach and was the primary assistant in football.

Spray is a member of the National Strength and Conditioning Association (NSCA) and the Collegiate Strength and Conditioning Coaches Association. He is also certified as a strength and conditioning specialist by the NSCA and the CSCCA, and is certified by the National Association of Speed and Explosion. Spray is also certified by USA Weightlifting as a club performance coach and is certified as a sports nutritionist through the International Fitness Professional Association.

The Murfreesboro native also works with various professional athletes during the offseason. Spray's specialty is in plyometrics, which focuses on movements, explosion and flexibility rather than just muscle mass. The professional players like the emphasis.

Spray, who is also an expert contributor for Stack Magazine and Premier Players Magazine, is a graduate of Middle Tennessee where he was a three-year starter for the Blue Raider football team. He was named the 2000 Lifter of the Year, as voted on by his teammates.

Spray played on the first Division I-A football team at Middle Tennessee in 1999 and was the starting fullback in 2001, when the Blue Raiders posted an 8-3 record and tied for the Sun Belt Conference championship – also a first in the Division I-A era. The durable and hard-working Spray played in 32 career games at MTSU. He was named co-captain of the 2001 Sun Belt Championship team.

Spray earned his bachelor of science from Middle Tennessee in May 2002 and his master of science in 2005. Spray is married to the former Karisse Baker and the couple has two sons, Jason Jr. and Jaxon.

KEITH BUNCH

HEAD FOOTBALL TRAINER | 4TH SEASON



Keith Bunch is in his fourth year at Middle Tennessee as the head football athletic trainer for the Blue Raiders in 2017. Bunch made his way to Murfreesboro after seven years at Louisiana Tech where he was an assistant athletics director and headed up the University's sports medicine department.

Bunch arrived at Louisiana Tech during the summer of 2007 following a two-year stint as the associate head athletic trainer at Presbyterian College where he worked primarily with the Blue Hose football program. Prior to his time at PC,

Bunch worked one year at Carolina SportsCare and Physical Therapy Clinic in Beaufort, S.C., while working with the area high school outreach program.

The 2002 graduate of the College of Charleston ran a sports medicine department that handled all 16 NCAA sanctioned programs at Louisiana Tech.

Bunch was instrumental in spearheading a number of improvements in the Sports

Medicine Department at LA Tech. Some of the improvements included renovations and upgrades to the athletic training rooms in the Charles Wyly Athletic Complex and the Thomas Assembly Center, the creation of additional positions within the sports medicine staff, and the creation of Docs for Dogs -- a team of local specialty doctors that served all of the Bulldog student-athletes.

Bunch earned his undergraduate degree in athletic training at the College of Charleston where he worked with the Cougars' women's soccer and baseball programs. While working on his bachelor's degree, Bunch completed a pair of internships with The Citadel football program in the fall of 2001 and Wando High School during the spring of 2002.

The Lodge, S.C., native earned his master's degree in higher education administration with a minor in sports management from Auburn in May of 2004. Bunch worked closely with the Tigers' football program during that time.

Bunch is a member of the National Athletic Trainers' Association (NATA) and the Tennessee Athletic Trainers' Society (TATS). Bunch is married to the former Elizabeth Snyder of Oklahoma City, OK.

WILL REDMOND

DIRECTOR OF PLAYER PERSONNEL | 2ND SEASON



Will Redmond is in his second year on Rick Stockstill's staff and serves as the programs Director of Player Personnel.

Redmond oversees the day-to-day recruiting operations of Blue Raider football, monitoring prospect information, prospect evaluations and all aspects of on-campus visits. Redmond's responsibilities also include the recruiting big board and all forms of recruiting databases.

Redmond spent his undergraduate years at the University of Tennessee. During his time on the Knoxville campus, Redmond earned his undergraduate (2013) and graduate degrees (2015) in Sport Management while working with the university's athletic department in multiple capacities.

Redmond got his start in college athletics in the fall of 2011 when he served as a media relations student intern. After two years with media relations, Redmond served the Tennessee football recruiting staff as an analyst overseeing the recruitment of prospects in Tennessee, Alabama and the Mid-Atlantic. In May of 2014, Redmond began working with the program's recruiting operations division.

Redmond joined the Middle Tennessee staff after a brief stint at Western Michigan University where he served as the Broncos' Director of Player Personnel.

Redmond is a native of Franklin, Tenn., and a graduate of Christ Presbyterian Academy where he was a four-year letterman in both football and soccer.

Redmond, and his wife Jessica, were married this past June.

LARRY MAPLES

ASSISTANT AD/EQUIPMENT | 2ND SEASON



Larry Maples is in his second season as an assistant athletic director for equipment operations at Middle Tennessee.

Maples oversees the equipment ordering of all athletic teams at Middle Tennessee, leads a staff of 12 students, handles the logistics for all road games and prepares the practice facility and his staff for all Blue Raider football practices.

The Memphis, TN, native made his way to Murfreesboro after spending the previous year as a supply chain engineer for Mueller Industries. He has also worked as an industrial engineer for Electrolux Home Cooking Products.

From 2013 to 2014, Maples served as the assistant equipment manager for the Blue Raiders where he helped coordinate all the day-to-day operations. He also assisted in the design and ordering of new Nike Pro Combat apparel while coordinating the logistics for all road games.

Maples, who is married to the former Carmen Merritt, earned his undergraduate degree from Middle Tennessee in Engineering Technologies (2013).

ERIK BARTLETT

VIDEO COORD./ASSOC. DIR. OF FOOTBALL OPS | 7TH SEASON



Erik Bartlett, a graduate of Middle Tennessee, is in his seventh year as coordinator of video operations for the Blue Raider football program. Bartlett became just the third full-time coordinator at Middle Tennessee when he was hired in July 2011.

Bartlett added the title of Associate Director of Football Operations in 2017 where he will work closely with director Brent Brock and assist with summer camps.

Bartlett is in charge of weekly motivational highlight tapes for the football program, and assists in scoreboard productions for basketball and special events held in the Murphy Center. His other duties with the football program consist of setting up meeting rooms at the hotel during home and away games, making highlight tapes for NFL draft prospects, and handling all video for the coaches' meetings on a daily basis.

His team also makes sure that all practices are filmed and broken down by offense, defense, and kicking game, for the coaches to look at after practice.

Bartlett, who heads up six student assistants, made his way back to Middle Tennessee after three years at nearby Blackman Middle School. At BMS he served as the in-school suspension teacher but when the full-time video job opened at MT, Bartlett jumped at the opportunity.

Prior to working at BMS, Bartlett worked as a video student assistant for the Blue Raider football program for five years beginning in 2003. He later graduated from Middle Tennessee with a degree in physical education in 2008.

Bartlett attended Blackman High School in Murfreesboro where he played football and basketball. One of his basketball teammates was Tampa Bay Ray's standout pitcher David Price, and the son of his quarterback coach at Blackman was a student video assistant who was a senior at Middle Tennessee when Bartlett was a senior at Blackman.

Erik's parents are Ken Bartlett, a former Nashville Banner sportswriter, and Debbie Bartlett, secretary to Blue Raider basketball coach Kermit Davis.

Erik, and his wife Amy, reside in Murfreesboro.

GRADUATE ASSISTANT COACHES



TYLER BOYLES

Quality Control | 2nd Season
Shawnee State, 2013



JORDAN FROST-DIXON

Graduate Assistant | 1st Season
Middle Tennessee, 2017



NOLAN GENOVESE

Graduate Assistant | 2nd Season
Middle Tennessee, 2016



DUSTIN ROYSTON

Graduate Assistant | 1st Season
Georgia, 2013



WOLFGANG SHAFER

Graduate Assistant | 1st Season
Ithaca, 2017

Our Town. Our Team.



2016 REVIEW

#TRUEBLUE

#BlueRaiders





2016 Statistics

Overall: 8-5 (Home: 3-2, Road: 5-3, Neutral: 0-0) | C-USA Conference: 5-3 (Home: 2-2, Road: 3-1, Neutral: 0-0)

RESULTS 8-5 (5-3 C-USA)

| DATE | OPPONENT | W/L | SCORE | TV | ATT. |
|-------|------------------|-----|-------------|---------------|-------|
| 9/3 | ALABAMA A&M | W | 55-0 | CUSA.tv | 19967 |
| 9/10 | at Vanderbilt | L | 24-47 | SECN | 29627 |
| 9/17 | at Bowling Green | W | 41-21 | ESPN3 | 16384 |
| 9/24 | *LA TECH | W | 38-34 | ASN | 20105 |
| 10/1 | *at North Texas | W | 30-13 | CampusInsider | 19823 |
| 10/15 | *WKU | L | 43-44 (2OT) | ESPN3 | 22411 |
| 10/22 | at Missouri | W | 51-45 | SECN | 52351 |
| 10/29 | *at FIU | W | 42-35 | ESPN3 | 14413 |
| 11/5 | *UTSA | L | 25-45 | ESPN3 | 13505 |
| 11/12 | *at Marshall | L | 17-42 | ASN | 20841 |
| 11/19 | *at Charlotte | W | 38-31 | ESPN3 | 13433 |
| 11/26 | *FAU | W | 77-56 | belN Sports | 10227 |
| 12/24 | ^ at Hawaii | L | 35-52 | ESPN | 23175 |

*Conference USA Game

^ Hawaii Bowl

TEAM STATISTICS

| | MT | OPP |
|--------------------------------|-------------|-------------|
| SCORING | 516 | 465 |
| Points Per Game | 39.7 | 35.8 |
| Points Off Turnovers | 58 | 81 |
| FIRST DOWNS | 323 | 319 |
| Rushing | 111 | 150 |
| Passing | 186 | 150 |
| Penalty | 26 | 19 |
| RUSHING YARDAGE | 2494 | 2583 |
| Yards gained rushing | 2728 | 2928 |
| Yards lost rushing | 234 | 345 |
| Rushing Attempts | 417 | 577 |
| Average Per Rush | 6.0 | 4.5 |
| Average Per Game | 191.8 | 198.7 |
| TDs Rushing | 26 | 37 |
| PASSING YARDAGE | 4236 | 3260 |
| Comp-Att-Int | 349-556-15 | 286-491-11 |
| Average Per Pass | 7.6 | 6.6 |
| Average Per Catch | 12.1 | 11.4 |
| Average Per Game | 325.8 | 250.8 |
| TDs Passing | 39 | 24 |
| TOTAL OFFENSE | 6730 | 5843 |
| Total Plays | 973 | 1068 |
| Average Per Play | 6.9 | 5.5 |
| Average Per Game | 517.7 | 449.5 |
| KICK RETURNS: #-Yards | 30-569 | 65-1365 |
| PUNT RETURNS: #-Yards | 21-162 | 16-68 |
| INT RETURNS: #-Yards | 11-175 | 15-256 |
| KICK RETURN AVERAGE | 19.0 | 21.0 |
| PUNT RETURN AVERAGE | 7.7 | 4.2 |
| INT RETURN AVERAGE | 15.9 | 17.1 |
| FUMBLES-LOST | 12-6 | 20-8 |
| PENALTIES-Yards | 78-730 | 79-739 |
| Average Per Game | 56.2 | 56.8 |
| PUNTS-Yards | 59-2275 | 70-2952 |
| Average Per Punt | 38.6 | 42.2 |
| Net punt average | 36.4 | 39.0 |
| KICKOFFS-Yards | 93-5556 | 80-4967 |
| Average Per Kick | 59.7 | 62.1 |
| Net kick average | 38.3 | 40.3 |
| TIME OF POSSESSION/Game | 28:08 | 31:52 |
| 3RD-DOWN Conversions | 82/184 | 81/210 |
| 3rd-Down Pct | 45% | 39% |
| 4TH-DOWN Conversions | 4/14 | 25/41 |
| 4th-Down Pct | 29% | 61% |
| SACKS BY-Yards | 26-146 | 14-84 |
| MISC YARDS | 0 | 0 |
| TOUCHDOWNS SCORED | 67 | 62 |
| FIELD GOALS-ATTEMPTS | 16-19 | 10-12 |
| ON-SIDE KICKS | 0-1 | 0-2 |
| RED-ZONE SCORES | (55-59) 93% | (55-69) 80% |
| RED-ZONE TOUCHDOWNS | (45-59) 76% | (48-69) 70% |
| PAT-ATTEMPTS | (64-66) 97% | (59-60) 98% |
| ATTENDANCE | 86215 | 190047 |
| Games/Avg Per Game | 5/17243 | 8/23756 |
| Neutral Site Games | | 0/0 |

SCORE BY QUARTERS

| | 1st | 2nd | 3rd | 4th | OT | Total |
|------------------|-----|-----|-----|-----|----|-------|
| Middle Tennessee | 162 | 144 | 66 | 131 | 13 | 516 |
| Opponents | 106 | 148 | 76 | 121 | 14 | 465 |

RUSHING

| PLAYER | GP | Att | Gain | Loss | Net | Avg | TD | Long | Avg/G |
|------------------|-----------|------------|-------------|------------|-------------|------------|-----------|-----------|--------------|
| MATHERS, I. | 13 | 232 | 1597 | 36 | 1561 | 6.7 | 17 | 71 | 120.1 |
| JAMES, Richie | 13 | 38 | 350 | 11 | 339 | 8.9 | 4 | 36 | 26.1 |
| STOCKSTILL, B. | 10 | 45 | 296 | 56 | 240 | 5.3 | 0 | 63 | 24.0 |
| WEST, Terelle | 11 | 40 | 187 | 19 | 168 | 4.2 | 1 | 18 | 15.3 |
| LEE, Ty | 13 | 6 | 109 | 2 | 107 | 17.8 | 1 | 61 | 8.2 |
| ANDREWS, Dennis | 13 | 11 | 61 | 1 | 60 | 5.5 | 3 | 14 | 4.6 |
| GARNETT, Ruben | 13 | 22 | 68 | 15 | 53 | 2.4 | 0 | 12 | 4.1 |
| ANDERSON, D. | 10 | 1 | 29 | 0 | 29 | 29.0 | 0 | 29 | 2.9 |
| HERROD, J. | 1 | 7 | 30 | 5 | 25 | 3.6 | 0 | 9 | 25.0 |
| TEAM | 6 | 7 | 0 | 40 | -40 | -5.7 | 0 | 0 | -6.7 |
| URZUA, John | 5 | 8 | 1 | 49 | -48 | -6.0 | 0 | 1 | -9.6 |
| Total | 13 | 417 | 2728 | 234 | 2494 | 6.0 | 26 | 71 | 191.8 |
| Opponents | 13 | 577 | 2928 | 345 | 2583 | 4.5 | 37 | 50 | 198.7 |

PASSING

| PLAYER | G | Effic | Comp-Att-Int | Pct | Yds | TD | Lng | Avg/G |
|------------------|-----------|---------------|-------------------|-------------|-------------|-----------|-----------|--------------|
| STOCKSTILL, B. | 10 | 150.21 | 262-414-7 | 63.3 | 3233 | 31 | 78 | 323.3 |
| URZUA, John | 5 | 119.80 | 78-131-8 | 59.5 | 816 | 8 | 53 | 163.2 |
| JAMES, Richie | 13 | 181.71 | 6-7-0 | 85.7 | 80 | 0 | 23 | 6.2 |
| ANDREWS, Dennis | 13 | 271.07 | 2-3-0 | 66.7 | 73 | 0 | 38 | 5.6 |
| MATHERS, I. | 13 | 385.60 | 1-1-0 | 100.0 | 34 | 0 | 34 | 2.6 |
| Total | 13 | 144.52 | 349-556-15 | 62.8 | 4236 | 39 | 78 | 325.8 |
| Opponents | 13 | 125.67 | 286-491-11 | 58.2 | 3260 | 24 | 70 | 250.8 |

RECEIVING

| PLAYER | G | No. | Yds | Avg | TD | Long | Avg/G |
|------------------|-----------|------------|-------------|-------------|-----------|-----------|--------------|
| JAMES, Richie | 13 | 105 | 1625 | 15.5 | 12 | 56 | 125.0 |
| MATHERS, I. | 13 | 66 | 633 | 9.6 | 3 | 78 | 48.7 |
| LEE, Ty | 13 | 63 | 699 | 11.1 | 9 | 30 | 53.8 |
| ANDREWS, Dennis | 13 | 32 | 428 | 13.4 | 8 | 34 | 32.9 |
| SMITH, Patrick | 12 | 28 | 332 | 11.9 | 4 | 42 | 27.7 |
| ANDERSON, D. | 10 | 10 | 135 | 13.5 | 1 | 24 | 13.5 |
| UPTON, Isiah | 11 | 8 | 39 | 4.9 | 0 | 14 | 3.5 |
| WINDHAM, CJ | 13 | 6 | 67 | 11.2 | 0 | 25 | 5.2 |
| BROWN, Tyshawn | 12 | 5 | 84 | 16.8 | 1 | 38 | 7.0 |
| WEST, Terelle | 11 | 4 | 14 | 3.5 | 0 | 12 | 1.3 |
| FRAZIER, D. | 1 | 3 | 39 | 13.0 | 1 | 14 | 39.0 |
| GARNETT, Ruben | 13 | 3 | 17 | 5.7 | 0 | 15 | 1.3 |
| DUCKSWORTH, R. | 2 | 3 | 15 | 5.0 | 0 | 10 | 7.5 |
| BLAIR, Ricky | 3 | 2 | 50 | 25.0 | 0 | 43 | 16.7 |
| BRUCE, Joqueuz | 1 | 2 | 31 | 15.5 | 0 | 28 | 31.0 |
| WALKER, Tristan | 13 | 2 | 16 | 8.0 | 0 | 11 | 1.2 |
| SMITH, Jevontey | 8 | 2 | 15 | 7.5 | 0 | 12 | 1.9 |
| LINDER, Max | 13 | 2 | 1 | 0.5 | 0 | 1 | 0.1 |
| HERROD, J. | 1 | 1 | 2 | 2.0 | 0 | 2 | 2.0 |
| CHESTER, Josh | 13 | 1 | -3 | -3.0 | 0 | 0 | -0.2 |
| STOCKSTILL, B. | 10 | 1 | -3 | -3.0 | 0 | 4 | -0.3 |
| Total | 13 | 349 | 4236 | 12.1 | 39 | 78 | 325.8 |
| Opponents | 13 | 286 | 3260 | 11.4 | 24 | 70 | 250.8 |

TOTAL OFFENSE

| PLAYER | G | Plays | Rush | Pass | Total | Avg/G |
|------------------|-----------|-------------|-------------|-------------|-------------|--------------|
| STOCKSTILL, B. | 10 | 459 | 240 | 3233 | 3473 | 347.3 |
| MATHERS, I. | 13 | 233 | 1561 | 34 | 1595 | 122.7 |
| URZUA, John | 5 | 139 | -48 | 816 | 768 | 153.6 |
| JAMES, Richie | 13 | 45 | 339 | 80 | 419 | 32.2 |
| WEST, Terelle | 11 | 40 | 168 | 0 | 168 | 15.3 |
| ANDREWS, Dennis | 13 | 14 | 60 | 73 | 133 | 10.2 |
| LEE, Ty | 13 | 6 | 107 | 0 | 107 | 8.2 |
| GARNETT, Ruben | 13 | 22 | 53 | 0 | 53 | 4.1 |
| ANDERSON, D. | 10 | 1 | 29 | 0 | 29 | 2.9 |
| HERROD, J. | 1 | 7 | 25 | 0 | 25 | 25.0 |
| TEAM | 6 | 7 | -40 | 0 | -40 | -6.7 |
| Total | 13 | 973 | 2494 | 4236 | 6730 | 517.7 |
| Opponents | 13 | 1068 | 2583 | 3260 | 5843 | 449.5 |

2016 Statistics

Overall: 8-5 (Home: 3-2, Road: 5-3, Neutral: 0-0) | C-USA Conference: 5-3 (Home: 2-2, Road: 3-1, Neutral: 0-0)

SCORING

| PLAYER | TD | FGs | ----- PATs ----- | | | Pass | DXP | Saf | Points |
|------------------|-----------|--------------|------------------|------------|----------|------------|----------|----------|------------|
| | | | Kick | Rush | Rcv | | | | |
| MATHERS, I. | 20 | 0-0 | 0-0 | 0-0 | 0 | 0-0 | 0 | 0 | 120 |
| ROOKER, Canon | 0 | 16-19 | 64-66 | 0-0 | 0 | 0-0 | 0 | 0 | 112 |
| JAMES, Richie | 16 | 0-0 | 0-0 | 0-0 | 0 | 0-0 | 0 | 0 | 96 |
| ANDREWS, Dennis | 11 | 0-0 | 0-0 | 0-0 | 0 | 0-0 | 0 | 0 | 66 |
| LEE, Ty | 10 | 0-0 | 0-0 | 0-0 | 0 | 0-0 | 0 | 0 | 60 |
| SMITH, Patrick | 4 | 0-0 | 0-0 | 0-0 | 0 | 0-0 | 0 | 0 | 24 |
| SANDERS, DJ | 2 | 0-0 | 0-0 | 0-0 | 0 | 0-0 | 0 | 0 | 12 |
| ANDERSON, D. | 1 | 0-0 | 0-0 | 0-0 | 0 | 0-0 | 0 | 0 | 6 |
| BROWN, Tyshawn | 1 | 0-0 | 0-0 | 0-0 | 0 | 0-0 | 0 | 0 | 6 |
| WEST, Terelle | 1 | 0-0 | 0-0 | 0-0 | 0 | 0-0 | 0 | 0 | 6 |
| FRAZIER, D. | 1 | 0-0 | 0-0 | 0-0 | 0 | 0-0 | 0 | 0 | 6 |
| WINDHAM, CJ | 0 | 0-0 | 0-0 | 0-0 | 1 | 0-0 | 0 | 0 | 2 |
| URZUA, John | 0 | 0-0 | 0-0 | 0-0 | 0 | 1-1 | 0 | 0 | 0 |
| Total | 67 | 16-19 | 64-66 | 0-0 | 1 | 1-1 | 0 | 0 | 516 |
| Opponents | 62 | 10-12 | 59-60 | 0-0 | 1 | 1-2 | 0 | 1 | 465 |

PUNT RETURNS

| PLAYER | No. | Yds | Avg | TD | Long |
|------------------|-----------|------------|------------|----------|-----------|
| JAMES, Richie | 17 | 128 | 7.5 | 0 | 27 |
| LEE, Ty | 1 | -2 | -2.0 | 0 | 0 |
| WEST, Terelle | 1 | 7 | 7.0 | 0 | 7 |
| WILSON, Azar | 1 | 20 | 20.0 | 0 | 0 |
| ANDREWS, Dennis | 1 | 5 | 5.0 | 0 | 5 |
| EVANS, Deontay | 0 | 4 | 0.0 | 0 | 4 |
| Total | 21 | 162 | 7.7 | 0 | 27 |
| Opponents | 16 | 68 | 4.2 | 0 | 18 |

KICKOFF RETURNS

| PLAYER | No. | Yds | Avg | TD | Long |
|------------------|-----------|-------------|-------------|----------|-----------|
| ANDERSON, D. | 16 | 328 | 20.5 | 0 | 38 |
| GARNETT, Ruben | 7 | 103 | 14.7 | 0 | 27 |
| WEST, Terelle | 4 | 89 | 22.2 | 0 | 29 |
| JAMES, Richie | 2 | 43 | 21.5 | 0 | 29 |
| ANDREWS, Dennis | 1 | 6 | 6.0 | 0 | 6 |
| Total | 30 | 569 | 19.0 | 0 | 38 |
| Opponents | 65 | 1365 | 21.0 | 0 | 63 |

INTERCEPTIONS

| PLAYER | No. | Yds | Avg | TD | Long |
|------------------|-----------|------------|-------------|----------|-----------|
| CUTRER, Jeremy | 3 | 0 | 0.0 | 0 | 0 |
| WARD, C. | 2 | 25 | 12.5 | 0 | 14 |
| MINTER, Michael | 2 | 58 | 29.0 | 0 | 58 |
| SANDERS, DJ | 2 | 68 | 34.0 | 2 | 48 |
| FELTON, Raynard | 1 | 19 | 19.0 | 0 | 19 |
| EVANS, Deontay | 1 | 5 | 5.0 | 0 | 5 |
| Total | 11 | 175 | 15.9 | 2 | 58 |
| Opponents | 15 | 256 | 17.1 | 1 | 68 |

FUMBLE RETURNS

| PLAYER | No. | Yds | Avg | TD | Long |
|------------------|----------|-----------|-------------|----------|-----------|
| RHODES, Steven | 1 | 6 | 6.0 | 0 | 6 |
| Total | 1 | 6 | 6.0 | 0 | 6 |
| Opponents | 1 | 55 | 55.0 | 0 | 55 |

ALL-PURPOSE YARDAGE

| PLAYER | G | Rush | Rec | PR | KOR | IR | Tot | Avg/G |
|-----------------|----|------|------|-----|-----|----|------|-------|
| MATHERS, I. | 13 | 1561 | 633 | 0 | 0 | 0 | 2194 | 168.8 |
| JAMES, Richie | 13 | 339 | 1625 | 128 | 43 | 0 | 2135 | 164.2 |
| LEE, Ty | 13 | 107 | 699 | -2 | 0 | 0 | 804 | 61.8 |
| ANDREWS, Dennis | 13 | 60 | 428 | 5 | 6 | 0 | 499 | 38.4 |
| ANDERSON, D. | 10 | 29 | 135 | 0 | 328 | 0 | 492 | 49.2 |
| SMITH, Patrick | 12 | 0 | 332 | 0 | 0 | 0 | 332 | 27.7 |
| WEST, Terelle | 11 | 168 | 14 | 7 | 89 | 0 | 278 | 25.3 |
| STOCKSTILL, B. | 10 | 240 | -3 | 0 | 0 | 0 | 237 | 23.7 |
| GARNETT, Ruben | 13 | 53 | 17 | 0 | 103 | 0 | 173 | 13.3 |
| BROWN, Tyshawn | 12 | 0 | 84 | 0 | 0 | 0 | 84 | 7.0 |
| SANDERS, DJ | 13 | 0 | 0 | 0 | 0 | 68 | 68 | 5.2 |

| | | | | | | | | |
|------------------|-----------|-------------|-------------|------------|-------------|------------|-------------|--------------|
| WINDHAM, CJ | 13 | 0 | 67 | 0 | 0 | 0 | 67 | 5.2 |
| MINTER, Michael | 13 | 0 | 0 | 0 | 0 | 58 | 58 | 4.5 |
| BLAIR, Ricky | 3 | 0 | 50 | 0 | 0 | 0 | 50 | 16.7 |
| UPTON, Isiah | 11 | 0 | 39 | 0 | 0 | 0 | 39 | 3.5 |
| FRAZIER, D. | 1 | 0 | 39 | 0 | 0 | 0 | 39 | 39.0 |
| BRUCE, Jocquez | 1 | 0 | 31 | 0 | 0 | 0 | 31 | 31.0 |
| HERROD, J. | 1 | 25 | 2 | 0 | 0 | 0 | 27 | 27.0 |
| WARD, C. | 12 | 0 | 0 | 0 | 0 | 25 | 25 | 2.1 |
| WILSON, Azar | 11 | 0 | 0 | 20 | 0 | 0 | 20 | 1.8 |
| FELTON, Raynard | 13 | 0 | 0 | 0 | 0 | 19 | 19 | 1.5 |
| WALKER, Tristan | 13 | 0 | 16 | 0 | 0 | 0 | 16 | 1.2 |
| SMITH, Jevontey | 8 | 0 | 15 | 0 | 0 | 0 | 15 | 1.9 |
| DUCKSWORTH, R. | 2 | 0 | 15 | 0 | 0 | 0 | 15 | 7.5 |
| EVANS, Deontay | 12 | 0 | 0 | 4 | 0 | 5 | 9 | 0.8 |
| LINDER, Max | 13 | 0 | 1 | 0 | 0 | 0 | 1 | 0.1 |
| CHESTER, Josh | 13 | 0 | -3 | 0 | 0 | 0 | -3 | -0.2 |
| TEAM | 6 | -40 | 0 | 0 | 0 | 0 | -40 | -6.7 |
| URZUA, John | 5 | -48 | 0 | 0 | 0 | 0 | -48 | -9.6 |
| Total | 13 | 2494 | 4236 | 162 | 569 | 175 | 7636 | 587.4 |
| Opponents | 13 | 2583 | 3260 | 68 | 1365 | 256 | 7532 | 579.4 |

PUNTING

| PLAYER | No. | Yds | Avg | Long | TB | FC | I20 | 50+ | Blk |
|------------------|-----------|-------------|-------------|-----------|----------|-----------|-----------|-----------|----------|
| BONADIES, Matt | 58 | 2248 | 38.8 | 59 | 3 | 20 | 16 | 5 | 0 |
| STOCKSTILL, B. | 1 | 27 | 27.0 | 27 | 0 | 0 | 1 | 0 | 0 |
| Total | 59 | 2275 | 38.6 | 59 | 3 | 20 | 17 | 5 | 0 |
| Opponents | 70 | 2952 | 42.2 | 68 | 3 | 23 | 22 | 19 | 1 |

FIELD GOALS

| PLAYER | FGM-FGA | Pct | 17-29 | 30-39 | 40-49 | 50-99 | Lg | Blk |
|---------------|---------|------|-------|-------|-------|-------|----|-----|
| ROOKER, Canon | 16-19 | 84.2 | 5-6 | 8-8 | 3-5 | 0-0 | 46 | 0 |

FIELD GOAL SEQUENCE

| GAME | MT | OPP |
|---------------|-------------------|-------------------|
| Alabama A&M | (25),(46) | - |
| Vanderbilt | (39),44 | (32) |
| Bowling Green | 28 | - |
| LATECH | (33) | (20),(49) |
| North Texas | (25),(34),(36) | - |
| WKU | (36),(41),(25) | (42),(52),49,(18) |
| Missouri | (39),(28),47,(21) | (21) |
| FIU | - | - |
| UTSA | (30) | (38) |
| Marshall | (38) | - |
| Charlotte | (41) | 57,(38) |
| FAU | - | - |
| Hawai'i | - | (23) |

Numbers in (parentheses) indicate field goal was made.

KICKOFFS

| KICKOFFS | No. | Yds | Avg | TB | OB | Retn | Net | YdLn |
|------------------|-----------|-------------|-------------|-----------|----------|-------------|-------------|-----------|
| ROOKER, Canon | 92 | 5500 | 59.8 | 25 | 3 | | | |
| BONADIES, Matt | 1 | 56 | 56.0 | 0 | 0 | | | |
| Total | 93 | 5556 | 59.7 | 25 | 3 | 1365 | 38.3 | 26 |
| Opponents | 80 | 4967 | 62.1 | 47 | 3 | 569 | 40.3 | 24 |

2016 Statistics

Overall: 8-5 (Home: 3-2, Road: 5-3, Neutral: 0-0) | C-USA Conference: 5-3 (Home: 2-2, Road: 3-1, Neutral: 0-0)

DEFENSIVE STATISTICS

| LEADERS | GP | -----Tackles----- | | | For Loss | -Sacks- No-Yards | ---Pass Def--- | | QBH | -Fumbles- | | Blkd Kick | Saf |
|--------------------|-----------|-------------------|------------|-------------|-----------------|----------------------|----------------|-----------|-----------|-------------|-----------|--------------|----------|
| | | UT | AT | Total | | | Int-Yds | PD | | Rcv-Yds | FF | | |
| 32 MELTON, Chris | 13 | 52 | 50 | 102 | 6.5-22 | 2.5-12 | . | 2 | 2 | 1-0 | 1 | . | . |
| 7 MOFFATT, J. | 13 | 42 | 34 | 76 | 1.0-2 | . | . | 3 | . | . | . | . | . |
| 30 HARRIS, Darius | 13 | 42 | 32 | 74 | 8.0-21 | 1.5-8 | . | 1 | . | 2-0 | 1 | . | . |
| 31 SANDERS, DJ | 13 | 43 | 23 | 66 | 4.5-26 | 2.0-7 | 2-68 | 9 | 2 | . | 3 | 1 | . |
| 8 CUTRER, Jeremy | 13 | 52 | 12 | 64 | 4.0-10 | . | 3-0 | 10 | 1 | 1-0 | 1 | . | . |
| 29 RANDOLPH, D. | 13 | 38 | 25 | 63 | 2.5-8 | . | . | 2 | . | . | . | . | . |
| 22 DALE, Alex | 10 | 42 | 19 | 61 | 0.5-1 | . | . | 5 | . | . | 1 | . | . |
| 6 MINTER, Michael | 13 | 36 | 13 | 49 | . | . | 2-58 | 10 | 2 | 1-0 | . | . | . |
| 33 HARGES, Myles | 10 | 27 | 20 | 47 | 1.5-1 | 1.0-1 | . | . | 4 | . | . | . | . |
| 49 RHODES, Steven | 13 | 26 | 15 | 41 | 8.0-39 | 4.5-29 | . | 2 | 7 | 1-6 | 1 | . | . |
| 16 BROOKS, Khalil | 13 | 26 | 12 | 38 | 2.0-7 | 0.5-3 | . | 4 | 1 | . | . | . | . |
| 97 FELTON, Raynard | 13 | 12 | 20 | 32 | 6.5-47 | 2.5-21 | 1-19 | 3 | 3 | . | 1 | . | . |
| 51 HUFF, Shaquille | 13 | 11 | 16 | 27 | 7.5-21 | 2.0-8 | . | 1 | 1 | 1-0 | 1 | . | . |
| 91 AKINS, Justin | 13 | 12 | 15 | 27 | . | . | . | 4 | 3 | . | . | . | . |
| 2 WARD, C. | 12 | 14 | 12 | 26 | . | . | 2-25 | 5 | 1 | 1-0 | . | . | . |
| 99 MCBRIDE, Jimal | 12 | 12 | 13 | 25 | 2.0-6 | . | . | 1 | 1 | . | . | . | . |
| 59 HALE, Chris | 11 | 15 | 10 | 25 | 1.0-11 | 1.0-11 | . | 1 | 3 | . | . | . | . |
| 38 HAWKINS, Malik | 11 | 14 | 9 | 23 | 2.5-5 | 1.5-4 | . | . | 1 | . | . | . | . |
| 43 JONES, Jahmal | 13 | 9 | 12 | 21 | . | . | . | . | 2 | . | . | . | . |
| 28 HEARD, D. | 7 | 17 | 3 | 20 | 1.0-10 | 1.0-10 | . | 3 | . | . | . | . | . |
| 94 RENDER, Tyshun | 13 | 10 | 9 | 19 | 1.0-1 | . | . | 1 | 3 | . | . | . | . |
| 93 MANCIEL, Malik | 12 | 7 | 7 | 14 | 1.0-7 | 1.0-7 | . | . | 2 | . | 1 | . | . |
| 85 LIGGINS, D. | 13 | 4 | 9 | 13 | 2.5-8 | 2.0-7 | . | . | 2 | . | . | . | . |
| 23 BROWN, Chris | 9 | 8 | 2 | 10 | . | . | . | . | . | . | . | . | . |
| 45 EVANS, Deontay | 12 | 7 | 3 | 10 | . | . | 1-5 | 2 | . | . | . | . | . |
| 39 CRAIG, Dale | 11 | 3 | 3 | 6 | . | . | . | . | . | . | . | . | . |
| 34 BROWN, Tyshawn | 12 | 2 | 3 | 5 | . | . | . | . | . | . | . | . | . |
| 95 PHILPOTS, Trae | 9 | 3 | 2 | 5 | 0.5-0 | . | . | . | . | . | . | . | . |
| 26 THOMAS, Kamani | 11 | 3 | 2 | 5 | . | . | . | . | . | . | . | . | . |
| 27 GARNETT, Ruben | 13 | 4 | . | 4 | 1.0-1 | . | . | . | . | . | . | . | . |
| 12 STOCKSTILL, B. | 10 | 4 | . | 4 | . | . | . | . | . | . | . | . | . |
| 15 ROOKER, Canon | 13 | 3 | . | 3 | . | . | . | . | . | . | . | . | . |
| 4 MATHERS, I. | 13 | 2 | . | 2 | . | . | . | . | . | . | . | . | . |
| 47 WALKER, Tristan | 13 | 1 | 1 | 2 | . | . | . | . | . | . | . | . | . |
| 53 EADS, William | 13 | . | 2 | 2 | . | . | . | . | . | . | . | . | . |
| 35 WEST, Terelle | 11 | 1 | 1 | 2 | . | . | . | . | . | . | . | . | . |
| 48 LINDER, Max | 13 | 1 | 1 | 2 | . | . | . | . | . | . | . | . | . |
| 19 URZUA, John | 5 | 1 | . | 1 | . | . | . | . | . | . | . | . | . |
| 41 WILSON, Azar | 11 | . | 1 | 1 | . | . | . | . | . | . | . | 1 | . |
| 99 BONADIES, Matt | 13 | . | 1 | 1 | . | . | . | . | . | . | . | . | . |
| 18 SMITH, Jevontey | 8 | . | 1 | 1 | . | . | . | . | . | . | . | . | . |
| 24 LEE, Ty | 13 | . | 1 | 1 | . | . | . | . | . | . | . | . | . |
| 20 ANDREWS, Dennis | 13 | 1 | . | 1 | . | . | . | . | . | . | . | . | . |
| 3 JAMES, Richie | 13 | 1 | . | 1 | . | . | . | . | . | . | . | . | . |
| TM TEAM | 6 | . | . | . | . | . | . | . | 1 | . | . | . | . |
| Total | 13 | 608 | 414 | 1022 | 65-254 | 26-146 | 11-175 | 69 | 42 | 8-6 | 11 | 2 | . |
| Opponents | 13 | 527 | 374 | 901 | 62.0-217 | 14-84 | 15-256 | 47 | 51 | 6-67 | 8 | 1 | 1 |



GAME-BY-GAME TEAM STATS

MIDDLE TENNESSEE
BLUE RAIDERS

GAME-BY-GAME SUMMARIES

| GAME | FINAL SCORE | BY QUARTERS | | | | FIRST DOWNS | | | | RUSHING | | | PASSING | | | TOT. OFF. | | PUNTING | FUMBLES | PENALTY | THIRD | AVG. | TOTAL |
|-------------|-------------|-------------|----|----|---------|-------------|----|----|-----|---------|-----|----|---------|-----|----|-----------|-----|---------|---------|---------|-------|-------|-------|
| | | 1 | 2 | 3 | 4 | RU | PA | PN | TOT | ATT | YDS | TD | C-A-I | YDS | TD | ATT | YDS | NO-AVG | NO-LOST | NO-YDS | DOWNS | F.POS | TOP |
| MT | 55 | 28 | 17 | 0 | 10 | 12 | 22 | 1 | 35 | 40 | 246 | 1 | 40-53-2 | 435 | 6 | 93 | 681 | 3-33.0 | 0-0 | 9-87 | 8-16 | M33 | 38:51 |
| AAMU | 0 | 0 | 0 | 0 | 0 | 3 | 2 | 1 | 6 | 27 | 92 | 0 | 9-24-1 | 54 | 0 | 51 | 146 | 13-37.8 | 0-0 | 6-30 | 1-15 | A25 | 21:09 |
| MT | 24 | 10 | 7 | 7 | 0 | 6 | 19 | 0 | 25 | 21 | 96 | 0 | 38-65-1 | 399 | 3 | 86 | 495 | 4-38.5 | 2-1 | 9-92 | 10-19 | M31 | 28:58 |
| Vanderbilt | 47 | 5 | 28 | 0 | 14 | 12 | 6 | 2 | 20 | 45 | 231 | 5 | 15-28-0 | 113 | 1 | 73 | 344 | 5-39.4 | 2-1 | 4-40 | 4-12 | V42 | 31:02 |
| MT | 41 | 14 | 14 | 7 | 6 | 8 | 8 | 4 | 20 | 37 | 158 | 3 | 18-30-1 | 278 | 3 | 67 | 436 | 6-42.5 | 3-1 | 3-36 | 7-14 | M33 | 29:49 |
| B. Green | 21 | 14 | 7 | 0 | 0 | 17 | 6 | 1 | 24 | 61 | 304 | 3 | 18-32-2 | 129 | 0 | 93 | 433 | 4-50.5 | 3-2 | 8-79 | 6-18 | B26 | 30:11 |
| MT | 38 | 7 | 0 | 10 | 21 | 9 | 15 | 1 | 25 | 33 | 197 | 3 | 27-46-0 | 356 | 2 | 79 | 553 | 5-44.4 | 0-0 | 4-35 | 8-15 | M22 | 26:28 |
| LA Tech | 34 | 7 | 13 | 7 | 7 | 8 | 24 | 3 | 35 | 37 | 118 | 1 | 36-59-0 | 504 | 3 | 96 | 622 | 5-38.6 | 2-1 | 3-28 | 10-19 | L22 | 33:32 |
| MT | 30 | 0 | 13 | 7 | 10 | 7 | 13 | 4 | 24 | 32 | 182 | 1 | 24-45-1 | 295 | 2 | 77 | 477 | 5-38.8 | 0-0 | 9-79 | 11-19 | M24 | 32:00 |
| North Texas | 13 | 7 | 0 | 0 | 6 | 3 | 11 | 2 | 16 | 22 | 5 | 1 | 33-54-0 | 303 | 1 | 76 | 308 | 8-51.6 | 1-0 | 9-90 | 6-18 | N27 | 28:00 |
| MT | 43 | 3 | 17 | 0 | 10 (13) | 7 | 22 | 3 | 32 | 32 | 171 | 2 | 42-54-1 | 434 | 3 | 86 | 605 | 2-31.5 | 0-0 | 4-30 | 9-16 | M23 | 30:49 |
| WKU | 44 | 3 | 17 | 7 | 3 (14) | 12 | 15 | 1 | 28 | 37 | 130 | 3 | 29-40-1 | 391 | 2 | 77 | 521 | 2-48.5 | 2-0 | 7-64 | 6-13 | W29 | 29:11 |
| MT | 51 | 13 | 21 | 7 | 10 | 11 | 11 | 5 | 27 | 40 | 311 | 2 | 24-42-0 | 284 | 4 | 82 | 595 | 4-41.0 | 0-0 | 9-65 | 6-15 | M32 | 32:14 |
| Missouri | 45 | 14 | 14 | 7 | 10 | 21 | 13 | 2 | 36 | 64 | 348 | 4 | 20-40-0 | 281 | 2 | 104 | 629 | 4-42.5 | 3-2 | 13-125 | 5-16 | MZ28 | 27:46 |
| MT | 42 | 21 | 7 | 0 | 14 | 10 | 13 | 0 | 23 | 19 | 134 | 1 | 22-35-0 | 332 | 4 | 54 | 466 | 6-39.0 | 0-0 | 2-30 | 2-8 | M30 | 20:28 |
| FIU | 35 | 14 | 7 | 0 | 14 | 11 | 15 | 0 | 26 | 44 | 210 | 2 | 27-40-1 | 307 | 3 | 84 | 517 | 5-41.6 | 3-2 | 3-25 | 6-16 | F25 | 39:32 |
| MT | 25 | 7 | 3 | 7 | 8 | 9 | 9 | 1 | 19 | 28 | 110 | 1 | 22-38-3 | 259 | 2 | 66 | 369 | 4-35.0 | 1-1 | 4-32 | 2-12 | M22 | 22:10 |
| UTSA | 45 | 14 | 14 | 14 | 3 | 16 | 7 | 1 | 24 | 59 | 270 | 5 | 9-21-2 | 108 | 1 | 80 | 378 | 4-43.0 | 1-0 | 3-25 | 11-19 | U48 | 37:50 |
| MT | 17 | 10 | 7 | 0 | 0 | 3 | 11 | 1 | 15 | 25 | 63 | 1 | 25-37-2 | 220 | 1 | 62 | 283 | 6-36.5 | 3-2 | 5-42 | 5-14 | M25 | 27:18 |
| Marshall | 42 | 7 | 7 | 7 | 2 | 13 | 13 | 3 | 29 | 41 | 207 | 2 | 21-37-0 | 246 | 4 | 78 | 453 | 5-37.2 | 1-0 | 3-35 | 6-14 | MU35 | 32:42 |
| MT | 38 | 14 | 10 | 7 | 7 | 8 | 12 | 1 | 21 | 30 | 221 | 1 | 26-44-2 | 250 | 4 | 73 | 471 | 8-33.8 | 1-0 | 8-128 | 4-14 | M27 | 26:28 |
| Charlotte | 31 | 0 | 6 | 10 | 15 | 9 | 11 | 2 | 22 | 45 | 164 | 3 | 22-50-0 | 239 | 1 | 95 | 403 | 7-37.6 | 0-0 | 8-85 | 4-20 | C40 | 33:32 |
| MT | 77 | 21 | 21 | 7 | 28 | 18 | 10 | 0 | 28 | 57 | 495 | 9 | 11-16-0 | 262 | 1 | 73 | 757 | 3-42.3 | 0-0 | 3-22 | 6-10 | M34 | 26:43 |
| FAU | 56 | 7 | 14 | 14 | 21 | 17 | 17 | 1 | 35 | 53 | 299 | 6 | 26-35-4 | 290 | 2 | 88 | 589 | 4-44.2 | 1-0 | 1-10 | 8-14 | F36 | 33:17 |
| MT | 35 | 14 | 7 | 7 | 7 | 6 | 18 | 5 | 29 | 23 | 110 | 1 | 30-51-2 | 432 | 4 | 74 | 542 | 3-44.7 | 2-1 | 9-90 | 4-11 | M25 | 23:24 |
| Hawaii | 52 | 14 | 21 | 10 | 7 | 8 | 10 | 0 | 18 | 42 | 205 | 2 | 21-31-0 | 295 | 4 | 73 | 500 | 3-45.7 | 0-0 | 11-114 | 8-16 | H34 | 36:36 |

GAME-BY-GAME OFFENSIVE STARTERS

| OPPONENT | QB | TB | WR | WR | WR | WR | LT | LG | C | RG | RT |
|---------------|------------|--------------|-----------|-------|-------------|----------|---------|---------|----------|--------|--------|
| Alabama A&M | Stockstill | Mathers | Smith | James | Lee | Frazier | Johnson | Chester | Stephens | Brewer | Shakir |
| Vanderbilt | Stockstill | Mathers | Smith | James | Lee | Anderson | Johnson | Chester | Stephens | Brewer | Shakir |
| Bowling Green | Stockstill | Mathers | Smith | James | Lee | Andrews | Johnson | Chester | Stephens | Brewer | Shakir |
| LA Tech | Stockstill | Mathers | Smith | James | Lee | Andrews | Johnson | Chester | Stephens | Brewer | Shakir |
| North Texas | Stockstill | Mathers | Linder | James | Roth (TE) | Andrews | Johnson | Chester | Stephens | Brewer | Shakir |
| WKU | Stockstill | Mathers | Smith | James | Lee | Andrews | Johnson | Chester | Stephens | Brewer | Shakir |
| Missouri | Stockstill | Mathers | Smith | James | Lee | Andrews | Johnson | Chester | Stephens | Brewer | Shakir |
| FIU | Stockstill | Windham (wr) | Smith | James | Lee | Andrews | Johnson | Chester | Stephens | Brewer | Shakir |
| UTSA | Stockstill | Mathers | Smith | James | Lee | Andrews | Johnson | Chester | Stephens | Brewer | Shakir |
| Marshall | Urzua | Mathers | Roth (te) | James | Linder (te) | Andrews | Rogers | Chester | Stephens | Brewer | Shakir |
| Charlotte | Urzua | Mathers | Smith | James | Lee | Andrews | Behanan | Chester | Stephens | Brewer | Shakir |
| FAU | Urzua | Mathers | Smith | James | Lee | Andrews | Behanan | Chester | Stephens | Brewer | Shakir |
| Hawaii | Stockstill | Mathers | Anderson | James | Lee | Andrews | Johnson | Chester | Stephens | Brewer | Shakir |

GAME-BY-GAME DEFENSIVE STARTERS

| OPPONENT | LE | T | T | RE | SAM | MIKE | WILL | LC | SS | FS | RC |
|---------------|-------|------|---------|--------|---------|---------|--------|--------|---------|----------|--------|
| Alabama A&M | Hale | Huff | McBride | Rhodes | Sanders | Harges | Harris | Minter | Moffatt | Dale | Cutrer |
| Vanderbilt | Jones | Huff | McBride | Rhodes | Sanders | Harges | Harris | Minter | Moffatt | Dale | Cutrer |
| Bowling Green | Jones | Huff | McBride | Rhodes | Sanders | Hawkins | Harris | Minter | Moffatt | Dale | Cutrer |
| LA Tech | Jones | Huff | Felton | Rhodes | Sanders | Harris | Melton | Minter | Moffatt | Dale | Cutrer |
| North Texas | Hale | Huff | Felton | Rhodes | Sanders | Harris | Melton | Minter | Moffatt | Dale | Cutrer |
| WKU | Hale | Huff | Felton | Rhodes | Sanders | Harris | Melton | Minter | Moffatt | Dale | Cutrer |
| Missouri | Hale | Huff | McBride | Rhodes | Sanders | Harges | Melton | Ward | Moffatt | Dale | Minter |
| FIU | Hale | Huff | Felton | Rhodes | Sanders | Harges | Melton | Ward | Moffatt | Randolph | Minter |
| UTSA | Hale | Huff | McBride | Rhodes | Sanders | Harges | Melton | Minter | Moffatt | Randolph | Cutrer |
| Marshall | Hale | Huff | McBride | Rhodes | Sanders | Harges | Melton | Minter | Moffatt | Randolph | Cutrer |
| Charlotte | Hale | Huff | McBride | Rhodes | Sanders | Harges | Melton | Cutrer | Moffatt | Randolph | Minter |
| FAU | Hale | Huff | McBride | Rhodes | Sanders | Harges | Melton | Minter | Moffatt | Randolph | Cutrer |
| Hawaii | Hale | Huff | McBride | Rhodes | Sanders | Harris | Melton | Cutrer | Dale | Randolph | Minter |

GAME-BY-GAME PASSING

| #12 STOCKSTILL, B. | Att | Comp | Int | Pct | Yards | TD | Long | Sack | Yds | Effic |
|--------------------|------------|------------|----------|-------------|-------------|-----------|-----------|----------|-----------|--------------|
| Alabama A&M | 36 | 30 | 1 | 83.3 | 329 | 5 | 42 | 0 | 0 | 200.4 |
| Vanderbilt | 65 | 38 | 1 | 58.5 | 399 | 3 | 26 | 1 | 7 | 122.2 |
| Bowling Green | 30 | 18 | 1 | 60.0 | 278 | 3 | 78 | 1 | 9 | 164.2 |
| LATECH | 46 | 27 | 0 | 58.7 | 356 | 2 | 37 | 1 | 8 | 138.1 |
| North Texas | 45 | 24 | 1 | 53.3 | 295 | 2 | 41 | 1 | 5 | 118.6 |
| WKU | 54 | 42 | 1 | 77.8 | 434 | 3 | 38 | 0 | 0 | 159.9 |
| Missouri | 41 | 23 | 0 | 56.1 | 280 | 4 | 56 | 0 | 0 | 145.7 |
| FIU | 35 | 22 | 0 | 62.9 | 332 | 4 | 52 | 1 | 2 | 180.3 |
| UTSA | 11 | 8 | 0 | 72.7 | 98 | 1 | 48 | 2 | 14 | 177.6 |
| Hawai'i | 51 | 30 | 2 | 58.8 | 432 | 4 | 51 | 1 | 3 | 148.0 |
| TOTALS | 414 | 262 | 7 | 63.3 | 3233 | 31 | 78 | 8 | 48 | 150.2 |

| #19 URZUA, John | Att | Comp | Int | Pct | Yards | TD | Long | Sack | Yds | Effic |
|-----------------|------------|-----------|----------|-------------|------------|----------|-----------|----------|-----------|--------------|
| Alabama A&M | 17 | 10 | 1 | 58.8 | 106 | 1 | 43 | 0 | 0 | 118.8 |
| UTSA | 27 | 14 | 3 | 51.9 | 161 | 1 | 53 | 3 | 19 | 91.9 |
| Marshall | 37 | 25 | 2 | 67.6 | 220 | 1 | 48 | 3 | 17 | 115.6 |
| Charlotte | 44 | 26 | 2 | 59.1 | 250 | 4 | 45 | 0 | 0 | 127.7 |
| FAU | 6 | 3 | 0 | 50.0 | 79 | 1 | 49 | 0 | 0 | 215.6 |
| TOTALS | 131 | 78 | 8 | 59.5 | 816 | 8 | 53 | 6 | 36 | 119.8 |

| #3 JAMES, Richie | Att | Comp | Int | Pct | Yards | TD | Long | Sack | Yds | Effic |
|------------------|----------|----------|----------|-------------|-----------|----------|-----------|----------|----------|--------------|
| Missouri | 1 | 1 | 0 | 100.0 | 4 | 0 | 4 | 0 | 0 | 133.6 |
| FAU | 6 | 5 | 0 | 83.3 | 76 | 0 | 23 | 0 | 0 | 189.7 |
| TOTALS | 7 | 6 | 0 | 85.7 | 80 | 0 | 23 | 0 | 0 | 181.7 |

GAME-BY-GAME RUSHING

| PLAYER | No-Yds/TD | AAMU | VU | BG | LT | UNT | WKU | MIZZ | FIU | UTSA | MU | CHA | FAU | Hawaii |
|--------------------|-------------|---------|---------|----------|----------|----------|----------|----------|----------|---------|---------|----------|----------|---------|
| MATHERS, I. RB | 232-1561/17 | 7-62/1 | 13-65/0 | 27-157/3 | 21-163/3 | 24-135/1 | 22-143/2 | 28-215/1 | 14-112/1 | 15-93/0 | 15-45/1 | 16-101/0 | 18-213/3 | 12-57/1 |
| JAMES, Richie WR | 38-339/4 | - | - | - | - | - | 1-6/0 | 2-5/1 | - | - | 1-21/0 | 6-61/0 | 22-207/3 | 6-39/0 |
| STOCKSTILL, B. QB | 45-240/0 | 2-24/0 | 5-24/0 | 1-9/0 | 9-33/0 | 7-41/0 | 5-18/0 | 6-81/0 | 3-23/0 | 4-3/0 | DNP | DNP | DNP | 3-8/0 |
| WEST, Terelle RB | 40-168/1 | 15-83/0 | 2-11/0 | 7-17/0 | 2-2/0 | 1-6/0 | 4-4/0 | 3-15/0 | 1-2/0 | 4-25/1 | DNP | DNP | 1-3/0 | - |
| LEE, Ty WR | 6-107/1 | - | - | - | - | - | - | - | - | 1-25/0 | 1-5/0 | 2-68/1 | 2-9/0 | - |
| ANDREWS, Dennis WR | 11-60/3 | - | - | - | - | - | - | - | - | - | - | 1-4/0 | 8-50/3 | 2-6/0 |
| GARNETT, Ruben RB | 22-53/0 | 8-23/0 | 1-4/0 | - | - | - | - | - | - | - | 5-9/0 | 2-12/0 | 6-13/0 | - |
| ANDERSON, D. WR | 1-29/0 | 1-29/0 | - | - | - | - | - | - | DNP | DNP | DNP | - | - | - |
| HERROD, J. RB | 7-25/0 | 7-25/0 | DNP | DNP | DNP | DNP | DNP | DNP | DNP | DNP | DNP | DNP | DNP | DNP |
| TEAM | 7-40/0 | DNP | - | 2-7/0 | 1-1/0 | DNP | DNP | 1-5/0 | 1-3/0 | DNP | DNP | 2-24/0 | DNP | DNP |
| URZUA, John QB | 8-48/0 | - | DNP | DNP | DNP | DNP | DNP | DNP | DNP | 4-30/0 | 3-17/0 | 1-1/0 | - | DNP |

GAME-BY-GAME RECEIVING

| PLAYER | No-Yds/TD | AAMU | VU | BG | LT | UNT | WKU | MIZZ | FIU | UTSA | MU | CHA | FAU | Hawaii |
|--------------------|-------------|--------|----------|---------|--------|---------|----------|---------|---------|---------|----------|--------|---------|----------|
| JAMES, Richie WR | 105-1625/12 | 8-73/1 | 14-183/1 | 6-82/1 | 5-81/0 | 8-134/0 | 16-223/2 | 5-129/1 | 6-127/2 | 5-100/1 | 12-122/0 | 8-89/1 | 4-120/1 | 8-162/1 |
| LEE, Ty WR | 63-699/9 | 4-42/0 | 6-53/1 | 4-21/1 | 3-53/1 | 5-60/1 | 8-73/0 | 2-23/0 | 6-100/2 | 3-41/0 | 5-39/0 | 5-76/1 | 2-18/0 | 10-100/2 |
| MATHERS, I. RB | 66-633/3 | 3-20/0 | 6-63/0 | 4-103/1 | 5-74/1 | 2-7/0 | 7-35/0 | 8-48/1 | 6-69/0 | 8-63/0 | 5-27/0 | 6-43/0 | 2-37/0 | 4-44/0 |
| ANDREWS, Dennis WR | 32-428/8 | 4-51/1 | - | 1-34/0 | 4-67/0 | 1-11/1 | 4-47/1 | 5-65/2 | 1-12/0 | 4-40/1 | 2-27/1 | 2-16/0 | - | 4-58/1 |
| SMITH, Patrick WR | 28-332/4 | 3-56/1 | 5-57/1 | 2-24/0 | 7-62/0 | 2-29/0 | 1-17/0 | 2-13/0 | 2-24/0 | 1-2/0 | - | 2-20/2 | 1-28/0 | DNP |
| ANDERSON, D. WR | 10-135/1 | 3-35/1 | 2-36/0 | - | 1-2/0 | 2-34/0 | 1-23/0 | - | DNP | DNP | DNP | 1-5/0 | - | - |
| BROWN, Tyshawn | 5-84/1 | 2-27/1 | 1-6/0 | - | DNP | - | - | - | - | 1-13/0 | - | - | 1-38/0 | - |
| WINDHAM, CJ WR | 6-67/0 | 1-4/0 | - | - | 1-10/0 | - | 1-2/0 | - | - | - | 1-5/0 | - | 1-21/0 | 1-25/0 |
| BLAIR, Ricky WR | 2-50/0 | 1-43/0 | DNP | - | 1-7/0 | DNP | DNP | DNP | DNP | DNP | DNP | DNP | DNP | DNP |
| UPTON, Isiah WR | 8-39/0 | 1-5/0 | DNP | 1-14/0 | - | 3-8/0 | 2-10/0 | 1-2/0 | - | - | - | DNP | - | - |
| FRAZIER, D. WR | 3-39/1 | 3-39/1 | DNP | DNP | DNP | DNP | DNP | DNP | DNP | DNP | DNP | DNP | DNP | DNP |
| BRUCE, Jocquez WR | 2-31/0 | DNP | DNP | DNP | DNP | DNP | DNP | DNP | DNP | DNP | DNP | DNP | DNP | 2-31/0 |
| GARNETT, Ruben RB | 3-17/0 | 2-13/0 | - | - | - | - | - | - | - | - | - | 1-4/0 | - | - |
| WALKER, Tristan WR | 2-16/0 | 2-16/0 | - | - | - | - | - | - | - | - | - | - | - | - |
| DUCKSWORTH, R. WR | 3-15/0 | 2-9/0 | 1-6/0 | DNP | DNP | DNP | DNP | DNP | DNP | DNP | DNP | DNP | DNP | DNP |
| SMITH, Jevontey WR | 2-15/0 | - | DNP | DNP | - | 1-12/0 | 1-3/0 | - | - | - | - | DNP | DNP | DNP |
| WEST, Terelle RB | 4-14/0 | - | 3-2/0 | - | - | - | - | - | - | - | DNP | DNP | - | 1-12/0 |
| HERROD, J. RB | 1-2/0 | 1-2/0 | DNP | DNP | DNP | DNP | DNP | DNP | DNP | DNP | DNP | DNP | DNP | DNP |
| LINDER, Max WR | 2-1/0 | - | - | - | - | - | 1-1/0 | - | 1-0/0 | - | - | - | - | - |
| CHESTER, Josh OL | 1-3/0 | - | - | - | - | - | - | - | - | - | - | 1-3/0 | - | - |
| STOCKSTILL, B. QB | 1-3/0 | - | - | - | - | - | - | 1-4/0 | - | - | DNP | DNP | DNP | - |



GAME-BY-GAME TACKLES/SACKS

MIDDLE TENNESSEE
BLUE RAIDERS

GAME-BY-GAME TACKLES

| TOTAL TACKLES | UA-A | TOT | AAMU | VU | BG | LT | UNT | WKU | MIZZ | FIU | UTSA | MU | CHA | FAU | Hawaii |
|--------------------|-------|-----|------|-----|-----|-----|-----|-----|------|-----|------|-----|-----|-----|--------|
| MELTON, Chris LB | 52-50 | 102 | 1-0 | 0-3 | 1-4 | 8-5 | 3-3 | 6-1 | 6-8 | 4-5 | 7-1 | 3-6 | 3-7 | 5-6 | 5-1 |
| MOFFATT, J. | 42-34 | 76 | 0-1 | 6-2 | 2-4 | 4-2 | 2-4 | 5-1 | 3-0 | 3-5 | 3-3 | 3-7 | 2-3 | 5-2 | 4-0 |
| HARRIS, Darius LB | 42-32 | 74 | 1-0 | 5-7 | 5-5 | 7-3 | 3-6 | 2-1 | 2-0 | 1-0 | 4-4 | 0-2 | 2-0 | 3-2 | 7-2 |
| SANDERS, DJ LB | 43-23 | 66 | 2-1 | 5-0 | 7-4 | 3-0 | 0-2 | 2-2 | 7-4 | 4-3 | 3-1 | 3-2 | 2-1 | 4-2 | 1-1 |
| CUTRER, Jeremy CB | 52-12 | 64 | 2-0 | 2-1 | 6-1 | 3-0 | 7-2 | 4-1 | 1-0 | 2-2 | 5-1 | 2-3 | 5-1 | 6-0 | 7-0 |
| RANDOLPH, D. | 38-25 | 63 | 2-0 | - | 1-1 | - | 4-1 | 2-0 | 1-0 | 4-6 | 6-4 | 6-9 | 5-4 | 2-0 | 5-0 |
| DALE, Alex | 42-19 | 61 | 3-0 | 4-4 | 4-5 | 5-0 | 3-3 | 4-1 | 13-5 | DNP | 1-1 | DNP | DNP | 2-0 | 3-0 |
| MINTER, Michael CB | 36-13 | 49 | 1-0 | 4-1 | 3-0 | 6-2 | 0-2 | 5-1 | 1-1 | 6-2 | 1-3 | 1-0 | 1-0 | 5-1 | 2-0 |
| HARGES, Myles LB | 27-20 | 47 | 3-2 | 0-2 | DNP | DNP | DNP | 2-1 | 8-0 | 1-3 | 2-1 | 0-3 | 2-4 | 6-4 | 3-0 |
| RHODES, Steven DE | 26-15 | 41 | 0-1 | 1-0 | 4-3 | 2-1 | 2-0 | 2-1 | 2-2 | 2-3 | 3-0 | 2-2 | 2-2 | 2-0 | 2-0 |
| BROOKS, Khalil LB | 26-12 | 38 | 3-1 | 1-0 | 1-0 | 3-1 | 2-2 | 1-0 | 1-1 | 2-3 | 1-0 | 2-0 | 3-2 | 4-1 | 2-1 |
| FELTON, Raynard DT | 12-20 | 32 | - | 1-2 | 3-4 | 1-0 | 1-2 | 3-0 | 1-0 | 0-3 | 1-1 | 0-4 | 1-2 | 0-1 | 0-1 |
| HUFF, Shaquille DT | 11-16 | 27 | 1-2 | 1-4 | 4-4 | 1-1 | - | - | - | 0-1 | 1-1 | - | 0-1 | 3-1 | 0-1 |
| AKINS, Justin DE | 12-15 | 27 | - | 1-2 | 1-1 | 0-2 | 1-2 | 1-0 | 3-1 | 0-1 | 2-2 | 0-4 | 2-0 | - | 1-0 |
| WARD, C. CB | 14-12 | 26 | - | 0-1 | - | DNP | 2-3 | 3-1 | 1-0 | 1-0 | 2-0 | 0-5 | 1-0 | 2-2 | 2-0 |
| MCBRIDE, Jimal DT | 12-13 | 25 | 1-0 | 3-4 | 1-3 | DNP | - | 2-1 | - | 2-0 | - | 0-3 | 1-0 | 0-1 | 2-1 |
| HALE, Chris DE | 15-10 | 25 | - | DNP | DNP | 2-0 | 1-0 | 1-1 | 3-2 | 2-0 | 0-1 | 0-4 | 1-2 | 3-0 | 2-0 |
| HAWKINS, Malik LB | 14-9 | 23 | 5-1 | 1-1 | 4-5 | DNP | DNP | 2-0 | - | 1-0 | 1-1 | 0-1 | - | - | - |
| JONES, Jahmal DE | 9-12 | 21 | 0-2 | - | 2-3 | - | - | 1-0 | 0-1 | - | 3-1 | 0-1 | 1-2 | 1-2 | 1-0 |
| HEARD, D. CB | 17-3 | 20 | 3-0 | 1-0 | 1-1 | 3-1 | 6-1 | 3-0 | - | DNP | DNP | DNP | DNP | DNP | DNP |
| RENDER, Tyshun DE | 10-9 | 19 | 0-1 | 2-0 | 1-0 | 1-1 | - | 0-1 | - | 4-2 | 0-1 | 0-2 | 0-1 | - | 2-0 |
| MANCIEL, Malik DT | 7-7 | 14 | 1-1 | - | - | 2-1 | - | DNP | - | 2-3 | 0-1 | 0-1 | - | 2-0 | - |
| LIGGINS, D. DE | 4-9 | 13 | 2-0 | 0-2 | 1-0 | - | - | - | - | 1-1 | - | 0-2 | 0-2 | 0-2 | - |
| BROWN, Chris | 8-2 | 10 | - | 1-0 | 1-0 | 1-0 | DNP | DNP | - | 3-0 | DNP | DNP | 1-0 | 0-2 | 1-0 |
| EVANS, Deontay | 7-3 | 10 | - | - | - | - | 0-1 | 1-1 | 4-0 | 1-0 | - | 1-1 | - | - | DNP |
| CRAIG, Dale LB | 3-3 | 6 | DNP | DNP | 0-3 | 2-0 | - | - | 1-0 | - | - | - | - | - | - |
| BROWN, Tyshawn | 2-3 | 5 | - | - | - | DNP | - | 1-1 | 1-0 | 0-1 | - | 0-1 | - | - | - |
| PHILPOTS, Trae DE | 3-2 | 5 | 0-1 | DNP | - | DNP | 1-0 | DNP | DNP | - | - | 0-1 | 1-0 | - | 1-0 |
| THOMAS, Kamani | 3-2 | 5 | DNP | DNP | - | - | - | - | 2-0 | 0-1 | - | 0-1 | - | 1-0 | - |
| GARNETT, Ruben | 4-0 | 4 | - | 1-0 | - | - | - | - | - | - | - | - | - | 3-0 | - |
| STOCKSTILL, B. | 4-0 | 4 | - | 2-0 | 1-0 | - | - | 1-0 | - | - | - | DNP | DNP | DNP | - |
| ROOKER, Canon | 3-0 | 3 | - | - | 1-0 | 1-0 | - | - | - | - | - | - | 1-0 | - | - |
| MATHERS, I. | 2-0 | 2 | - | - | - | - | - | - | - | - | 1-0 | 1-0 | - | - | - |
| WALKER, Tristan | 1-1 | 2 | - | - | - | - | - | - | - | - | - | 1-1 | - | - | - |
| EADS, William | 0-2 | 2 | - | - | - | - | 0-2 | - | - | - | - | - | - | - | - |
| WEST, Terelle | 1-1 | 2 | - | - | - | - | - | - | 1-0 | 0-1 | - | DNP | DNP | - | - |
| LINDER, Max | 1-1 | 2 | 1-0 | - | 0-1 | - | - | - | - | - | - | - | - | - | - |
| URZUA, John | 1-0 | 1 | - | DNP | DNP | DNP | DNP | DNP | DNP | DNP | - | - | 1-0 | - | DNP |
| WILSON, Azar DT | 0-1 | 1 | - | - | - | - | - | DNP | - | - | DNP | - | - | 0-1 | - |
| BONADIES, Matt | 0-1 | 1 | - | - | - | - | - | - | 0-1 | - | - | - | - | - | - |
| SMITH, Jevontey | 0-1 | 1 | - | DNP | DNP | - | - | - | - | - | - | 0-1 | DNP | DNP | DNP |
| LEE, Ty | 0-1 | 1 | - | - | - | - | - | - | - | - | - | 0-1 | - | - | - |
| ANDREWS, Dennis | 1-0 | 1 | - | - | - | - | - | - | - | - | - | - | 1-0 | - | - |
| JAMES, Richie | 1-0 | 1 | - | - | - | - | - | - | - | - | 1-0 | - | - | - | - |

GAME-BY-GAME SACKS

| PLAYER | TOTAL | AAMU | VU | BG | LT | UNT | WKU | MIZZ | FIU | UTSA | MU | CHA | FAU | Hawaii |
|--------------------|-------|-------|-------|-------|-------|--------|-------|-------|-------|------|-----|--------|--------|--------|
| RHODES, Steven DE | 4.5 | - | - | - | 0.5-4 | 1.0-5 | - | 1.0-3 | - | - | - | 2.0-17 | - | - |
| MELTON, Chris LB | 2.5 | - | - | - | 0.5-3 | 1.0-1 | - | - | - | - | - | - | 1.0-8 | - |
| FELTON, Raynard DT | 2.5 | - | 0.5-5 | - | - | 1.0-10 | 1.0-6 | - | - | - | - | - | - | - |
| SANDERS, DJ LB | 2.0 | - | - | 1.0-2 | - | - | - | - | 1.0-5 | - | - | - | - | - |
| HUFF, Shaquille DT | 2.0 | - | 1.0-4 | 1.0-4 | - | - | - | - | - | - | - | - | - | - |
| LIGGINS, D. DE | 2.0 | 2.0-7 | - | - | - | - | - | - | - | - | - | - | - | - |
| HARRIS, Darius LB | 1.5 | - | 0.5-4 | - | - | - | - | - | - | - | - | - | - | 1.0-4 |
| HAWKINS, Malik LB | 1.5 | 0.5-2 | - | - | DNP | DNP | 1.0-2 | - | - | - | - | - | - | - |
| MANCIEL, Malik DT | 1.0 | - | - | - | - | - | DNP | - | 1.0-7 | - | - | - | - | - |
| HARGES, Myles LB | 1.0 | 1.0-1 | - | DNP | DNP | DNP | - | - | - | - | - | - | - | - |
| HALE, Chris DE | 1.0 | - | DNP | DNP | - | - | - | - | - | - | - | - | 1.0-11 | - |
| HEARD, D. CB | 1.0 | - | - | - | - | 1.0-10 | - | - | DNP | DNP | DNP | DNP | DNP | DNP |
| BROOKS, Khalil LB | 0.5 | 0.5-3 | - | - | - | - | - | - | - | - | - | - | - | - |



MIDDLE TENNESSEE SCORING DRIVES

| OPPONENT | NO OF PLAYS | TOTAL YARDS | DRIVE TIME | SCORE TYPE | SCORE TIME/QTR | DRIVE START | SCORING PLAY |
|---------------|-------------|-------------|------------|------------|----------------|-------------|-----------------|
| AAMU | 5 | 61 | 1:18 | TD | 13:42/1st | M39 | Mathers 32 run |
| AAMU | 6 | 73 | 1:56 | TD | 9:12/1st | M27 | Anderson 24 rec |
| AAMU | 9 | 65 | 3:51 | TD | 4:27/1st | M35 | Frazier 13 rec |
| AAMU | 3 | 62 | 1:08 | TD | 1:54/1st | M38 | Smith 42 rec |
| AAMU | 9 | 80 | 2:38 | TD | 12:47/2nd | M20 | James 6 rec |
| AAMU | 7 | 63 | 1:56 | TD | 9:31/2nd | M37 | Andrews 7 rec |
| AAMU | 14 | 55 | 6:40 | FG | 1:50/2nd | M37 | Rooker 25 FG |
| AAMU | 5 | 68 | 2:02 | TD | 14:20/4th | M32 | Brown 16 rec |
| AAMU | 9 | 25 | 4:34 | FG | 8:30/4th | M46 | Rooker 46 FG |
| Vanderbilt | 10 | 45 | 2:53 | FG | 8:16/1st | M33 | Rooker 39 FG |
| Vanderbilt | 11 | 79 | 3:22 | TD | 2:41/1st | M21 | James 1 rec |
| Vanderbilt | 3 | 7 | :50 | TD | 5:04/2nd | V7 | Lee 5 rec |
| Vanderbilt | 8 | 62 | 2:30 | TD | 1:54/3rd | M38 | Smith 4 rec |
| Bowling Green | 3 | 10 | :33 | TD | 10:50/1st | B10 | Lee 6 rec |
| Bowling Green | 5 | 73 | 1:45 | TD | 2:03/1st | M27 | Mathers 53 run |
| Bowling Green | 9 | 80 | 3:04 | TD | 1:42/2nd | M20 | James 16 rec |
| Bowling Green | 3 | 46 | :25 | TD | :30/2nd | B46 | Mathers 4 run |
| Bowling Green | 1 | 78 | :12 | TD | 14:41/3rd | M22 | Mathers 78 rec |
| Bowling Green | 6 | 26 | 1:12 | TD | 4:01/4th | B26 | Mathers 5 run |
| LA Tech | 5 | 85 | 1:54 | TD | 1:34/1st | M15 | Mathers 38 run |
| LA Tech | 5 | 75 | 1:35 | TD | 7:40/3rd | M25 | Mathers 37 rec |
| LA Tech | 12 | 67 | 4:59 | FG | 1:30/3rd | M17 | Rooker 33 FG |
| LA Tech | 9 | 86 | 2:33 | TD | 11:11/4th | M14 | Mathers 7 run |
| LA Tech | 7 | 58 | 2:35 | TD | 6:58/4th | M42 | Mathers 3 run |
| LA Tech | 5 | 75 | 1:20 | TD | 2:36/4th | M25 | Lee 23 rec |
| North Texas | 16 | 80 | 6:22 | FG | 12:58/2nd | M8 | Rooker 25 FG |
| North Texas | 8 | 25 | 1:54 | FG | 9:24/2nd | N42 | Rooker 34 FG |
| North Texas | 10 | 84 | 3:49 | TD | :36/2nd | M11 | Andrews 11 rec |
| North Texas | 12 | 91 | 4:48 | TD | 3:14/3rd | M9 | Lee 9 rec |
| North Texas | 8 | 54 | 2:36 | FG | 14:05/4th | M27 | Rooker 36 FG |
| North Texas | 1 | 46 | :11 | TD | 1:46/4th | N46 | Mathers 46 run |
| WKU | 8 | 54 | 3:28 | FG | 6:24/1st | M27 | Rooker 36 FG |
| WKU | 10 | 75 | 4:01 | TD | 13:28/2nd | M25 | Mathers 2 run |
| WKU | 11 | 51 | 3:53 | FG | 4:17/2nd | M25 | Rooker 41 FG |
| WKU | 6 | 75 | 1:15 | TD | :31/2nd | M25 | James 28 rec |
| WKU | 12 | 96 | 4:48 | TD | 14:13/4th | M4 | James 38 rec |
| WKU | 9 | 60 | 4:11 | FG | 3:48/4th | M32 | Rooker 25 FG |
| WKU | 3 | 25 | :00 | TD | :00/OT1 | W25 | Mathers 3 run |
| WKU | 6 | 25 | :00 | TD | :00/OT2 | W25 | Andrews 5 rec |
| Missouri | 5 | 84 | 1:55 | TD | 11:00/1st | M16 | Andrews 15 rec |
| Missouri | 4 | 4 | 1:34 | FG | 7:57/1st | M226 | Rooker 39 FG |
| Missouri | 10 | 64 | 2:45 | FG | 2:43/1st | M25 | Rooker 28 FG |
| Missouri | 2 | 75 | :27 | TD | 12:20/2nd | M25 | Mathers 71 run |
| Missouri | 8 | 80 | 3:13 | TD | 6:59/2nd | M20 | James 56 rec |
| Missouri | 1 | 7 | :08 | TD | 1:32/2nd | M27 | James 7 run |
| Missouri | 9 | 75 | 2:10 | TD | 11:17/3rd | M25 | Mathers 4 rec |
| Missouri | 5 | 72 | 2:27 | FG | 6:17/4th | M40 | Rooker 21 FG |
| FIU | 5 | 75 | 1:19 | TD | 13:41/1st | M25 | Lee 26 rec |
| FIU | 3 | 74 | :42 | TD | 11:04/1st | M26 | Lee 19 rec |
| FIU | 4 | 60 | :53 | TD | 9:09/1st | M40 | Mathers 9 run |
| FIU | 6 | 43 | 2:45 | TD | 3:53/2nd | F43 | James 15 rec |
| FIU | 3 | 75 | :47 | TD | 11:58/4th | M25 | James 52 rec |
| FIU | | | | TD | 1:22/4th | | Sanders 48 Int |
| UTSA | 5 | 75 | 1:25 | TD | 8:47/1st | M25 | Andrews 16 rec |
| UTSA | 7 | 62 | 1:27 | FG | :00/2nd | M25 | Rooker 30 FG |
| UTSA | 5 | 80 | 1:16 | TD | 11:37/3rd | M20 | James 53 rec |
| UTSA | 9 | 83 | 3:20 | TD | 7:11/4th | M17 | West 1 run |
| Marshall | 5 | 26 | 1:50 | FG | 6:33/1st | MU47 | Rooker 38 FG |
| Marshall | 8 | 79 | 4:15 | TD | :25/1st | M21 | Andrews 7 rec |
| Marshall | 15 | 75 | 6:21 | TD | 2:56/2nd | M25 | Mathers 1 run |
| Charlotte | 9 | 75 | 3:40 | TD | 11:20/1st | M25 | Lee 5 rec |
| Charlotte | 8 | 76 | 3:22 | TD | 6:32/1st | M24 | James 7 rec |
| Charlotte | 7 | 80 | 2:25 | TD | 8:39/2nd | M20 | Smith 6 rec |
| Charlotte | 5 | 44 | :36 | FG | :18/2nd | M32 | Rooker 41 FG |
| Charlotte | 7 | 78 | 2:48 | TD | 4:12/3rd | M22 | Smith 14 rec |
| Charlotte | 4 | 77 | 1:02 | TD | 1:12/4th | M23 | Lee 61 run |
| FAU | 5 | 75 | 1:27 | TD | 9:55/1st | M25 | James 49 rec |
| FAU | 7 | 77 | 2:27 | TD | 5:20/1st | M23 | James 16 run |
| FAU | 5 | 90 | 1:58 | TD | 1:13/1st | M10 | Mathers 44 run |
| FAU | 4 | 71 | 1:10 | TD | 13:39/2nd | M29 | James 11 run |
| FAU | 7 | 73 | 2:54 | TD | 6:06/2nd | M27 | Andrews 11 run |
| FAU | 3 | 59 | 1:02 | TD | :41/2nd | M41 | Mathers 18 run |
| FAU | 12 | 92 | 4:28 | TD | 9:17/3rd | M08 | Andrews 5 run |
| FAU | 6 | 75 | 1:43 | TD | 10:30/4th | M25 | Mathers 8 run |
| FAU | 1 | 3 | :04 | TD | 9:28/4th | F3 | James 3 run |
| FAU | 5 | 75 | 1:48 | TD | 5:52/4th | M25 | Andrews 1 run |
| FAU | | | | TD | 5:40/4th | | Sanders 20 INT |
| Hawaii | 4 | 74 | 1:26 | TD | 12:09/1st | M26 | Mathers 20 run |
| Hawaii | 2 | 70 | :45 | TD | 9:46/1st | M30 | James 51 rec |
| Hawaii | 6 | 82 | 1:40 | TD | 1:41/2nd | M18 | Lee 3 rec |
| Hawaii | 7 | 75 | 1:55 | TD | 7:51/3rd | M25 | Andrews 10 rec |
| Hawaii | 3 | 55 | 1:15 | TD | 10:09/4th | M45 | Lee 13 rec |

OPPONENT SCORING DRIVES

| OPPONENT | NO OF PLAYS | TOTAL YARDS | DRIVE TIME | SCORE TYPE | SCORE TIME/QTR | DRIVE START | SCORING PLAY |
|---------------|-------------|-------------|------------|------------|----------------|-------------|------------------|
| Vanderbilt | 4 | -1 | 1:18 | FG | 11:15/1st | M13 | Openshaw 32 FG |
| Vanderbilt | | | | Safety | 7:15/1st | | |
| Vanderbilt | 6 | 30 | 2:37 | TD | 14:57/2nd | M30 | Blasingame 3 run |
| Vanderbilt | 3 | 7 | :50 | TD | 10:42/2nd | M7 | Webb 1 run |
| Vanderbilt | 7 | 75 | 3:18 | TD | 1:46/2nd | V25 | Webb 3 run |
| Vanderbilt | 7 | 63 | 1:00 | TD | :19/2nd | V37 | Lipscomb 16 rec |
| Vanderbilt | 4 | 54 | 1:48 | TD | 11:33/4th | V46 | Blasingame 1 run |
| Vanderbilt | 6 | 40 | 2:57 | TD | 2:32/4th | M40 | Rivers 3 run |
| Bowling Green | 4 | 21 | :56 | TD | 8:17/1st | M21 | Cleveland 1 run |
| Bowling Green | 9 | 84 | 2:50 | TD | 3:56/1st | B16 | Wilson 4 run |
| Bowling Green | 1 | 1 | :04 | TD | 13:14/2nd | M1 | Wilson 1 run |
| LA Tech | 2 | 92 | :47 | TD | 12:54/1st | L8 | Henderson 70 rec |
| LA Tech | 18 | 79 | 6:03 | FG | 10:31/2nd | L18 | Barnes 20 FG |
| LA Tech | 12 | 63 | 4:41 | FG | 3:00/2nd | L5 | Barnes 49 FG |
| LA Tech | 6 | 61 | :53 | TD | :20/2nd | L39 | Taylor 17 rec |
| LA Tech | 11 | 80 | 5:45 | TD | 9:15/3rd | L20 | Taylor 9 rec |
| LA Tech | 8 | 82 | 3:02 | TD | 3:56/4th | L18 | McKnight 1 run |
| North Texas | 17 | 87 | 7:39 | TD | 7:21/1st | N13 | Wilson 1 run |
| North Texas | 10 | 51 | 2:20 | TD | 1:57/4th | N49 | Smith 5 rec |
| WKU | 7 | 51 | 3:55 | FG | 2:29/1st | W25 | Simcox 42 FG |
| WKU | 12 | 60 | 5:18 | TD | 8:10/2nd | W40 | Wales 1 run |
| WKU | 6 | 72 | 2:31 | TD | 1:46/2nd | W28 | Taylor 45 rec |
| WKU | 4 | 32 | :31 | FG | :00/2nd | W33 | Simcox 52 FG |
| WKU | 9 | 86 | 3:32 | TD | 10:02/3rd | W14 | Johnson 4 rec |
| WKU | 10 | 77 | 1:26 | FG | :05/4th | W22 | Simcox 18 FG |
| WKU | 1 | 25 | :00 | TD | :00/OT1 | M25 | Wales 25 run |
| WKU | 6 | 25 | :00 | TD | :00/OT2 | M25 | Wales 1 run |
| Missouri | 9 | 79 | 2:24 | TD | 5:28/1st | M221 | Crockett 4 run |
| Missouri | 9 | 75 | 1:49 | TD | :54/1st | M225 | Blanton 15 rec |
| Missouri | 8 | 53 | 2:13 | TD | 12:47/2nd | MZ47 | Crockett 4 run |
| Missouri | 9 | 72 | 2:51 | TD | 4:02/2nd | MZ28 | Crockett 2 run |
| Missouri | 5 | 61 | 1:03 | TD | 13:27/3rd | MZ39 | Crockett 21 run |
| Missouri | 13 | 66 | 4:15 | FG | 14:14/4th | MZ30 | McCann 21 FG |
| Missouri | 10 | 75 | 1:47 | TD | 8:44/4th | MZ25 | Wingo 17 rec |
| FIU | 5 | 73 | 2:11 | TD | 6:58/1st | F27 | Smith 27 rec |
| FIU | 9 | 52 | 4:24 | TD | 1:42/1st | F48 | Owens 10 rec |
| FIU | 8 | 75 | 3:18 | TD | :35/2nd | F25 | McGough 7 run |
| FIU | 12 | 78 | 5:51 | TD | 12:45/4th | F22 | Owens 24 rec |
| FIU | 13 | 81 | 6:15 | TD | 5:43/4th | F19 | Jones 1 run |
| UTSA | 11 | 66 | 4:48 | TD | 10:12/1st | U34 | Williams 6 run |
| UTSA | 5 | 43 | 2:30 | TD | 2:14/1st | M43 | Rhodes 26 run |
| UTSA | 15 | 70 | 6:55 | TD | 6:13/2nd | U30 | Williams 2 run |
| UTSA | 9 | 40 | 3:59 | TD | 1:27/2nd | M40 | Stewart 16 rec |
| UTSA | 2 | 39 | :42 | TD | 10:55/3rd | M39 | Williams 22 run |
| UTSA | 7 | 49 | 3:10 | TD | :52/3rd | M49 | Sturm 1 run |
| UTSA | 6 | 16 | 3:01 | FG | 4:10/4th | M37 | Falcon 38 FG |
| Marshall | 4 | 39 | 1:12 | TD | 12:36/1st | M39 | Foster 3 run |
| Marshall | 14 | 80 | 6:08 | TD | 9:17/2nd | MU20 | Hunt 25 rec |
| Marshall | 9 | 74 | 3:47 | TD | 11:13/3rd | MU26 | Hunt 28 rec |
| Marshall | 3 | 35 | 1:17 | TD | 13:23/4th | M35 | Anderson 15 run |
| Marshall | 3 | 31 | 1:00 | TD | 12:03/4th | M31 | Knight 9 rec |
| Marshall | 9 | 49 | 5:03 | TD | 6:24/4th | M49 | Foster 22 rec |
| Charlotte | 7 | 38 | 1:56 | TD | 13:12/2nd | M38 | Klugh 16 run |
| Charlotte | 11 | 55 | 3:45 | TD | 11:15/3rd | C45 | Klugh 4 run |
| Charlotte | 9 | 54 | 3:53 | FG | :19/3rd | C25 | Brewer 38 FG |
| Charlotte | 12 | 61 | 3:51 | TD | 8:18/3rd | C39 | Klugh 2 run |
| Charlotte | 1 | 8 | :06 | TD | 4:53/4th | M08 | Kofa 8 rec |
| FAU | 8 | 85 | 2:37 | TD | 11:42/1st | F15 | Terry 13 rec |
| FAU | 10 | 64 | 4:39 | TD | 9:00/2nd | F36 | Singletary 9 run |
| FAU | 11 | 75 | 4:23 | TD | 1:43/2nd | F25 | Howell 2 run |
| FAU | 5 | 72 | 1:40 | TD | 7:37/3rd | F28 | Howell 30 run |
| FAU | 5 | 62 | 1:13 | TD | 5:07/3rd | F38 | Driskell 4 run |
| FAU | 13 | 60 | 4:59 | TD | 12:13/4th | F40 | Bussey 10 rec |
| FAU | 5 | 61 | 1:48 | TD | 7:40/4th | F39 | Singletary 1 run |
| FAU | 10 | 52 | 3:04 | TD | :03/4th | F48 | Warren 1 run |
| Hawaii | 1 | 18 | :05 | TD | 4:09/1st | M18 | Unga 18 rec |
| Hawaii | 3 | 45 | :22 | TD | 2:39/1st | M45 | Lakalaka 1 run |
| Hawaii | 8 | 80 | 4:01 | TD | 11:43/2nd | H20 | Brown 2 run |
| Hawaii | | | | TD | 7:30/2nd | | Henderson 68 INT |
| Hawaii | 5 | 55 | 1:13 | TD | :22/2nd | H45 | Kemp 39 rec |
| Hawaii | 8 | 53 | 3:32 | FG | 9:46/3rd | H40 | Sanchez 23 FG |
| Hawaii | 12 | 75 | 6:36 | TD | 1:15/3rd | H25 | Unga 12 rec |
| Hawaii | 11 | 84 | 6:33 | TD | 3:31/4th | H16 | Collie 4 rec |



MISCELLANEOUS STATS

MIDDLE TENNESSEE
BLUE RAIDERS

MIDDLE TENNESSEE LONG PLAYS (30 or more yds)

| Yards | Type | Player(s) | Opponent |
|-------|------|-------------------------------------|---------------|
| *78 | Pass | MATHERS, I. from STOCKSTILL, B. | Bowling Green |
| *71 | Rush | MATHERS, I. | Missouri |
| 63 | Rush | STOCKSTILL, B. | Missouri |
| *61 | Rush | LEE, Ty | Charlotte |
| 58 | INT | MINTER, Michael | FAU |
| *56 | Pass | JAMES, Richie from STOCKSTILL, B. | Missouri |
| *53 | Pass | JAMES, Richie from URZUA, John | UTSA |
| *53 | Rush | MATHERS, I. | Bowling Green |
| *52 | Pass | JAMES, Richie from STOCKSTILL, B. | FIU |
| *51 | Pass | JAMES, Richie from STOCKSTILL, B. | Hawai'i |
| 49 | Pass | JAMES, Richie from STOCKSTILL, B. | Missouri |
| *49 | Pass | JAMES, Richie from URZUA, John | FAU |
| *48 | INT | SANDERS, DJ | FIU |
| 48 | Rush | MATHERS, I. | FAU |
| 48 | Pass | JAMES, Richie from URZUA, John | Marshall |
| 48 | Pass | MATHERS, I. from STOCKSTILL, B. | UTSA |
| *46 | Rush | MATHERS, I. | North Texas |
| 45 | Pass | JAMES, Richie from URZUA, John | Charlotte |
| *44 | Rush | MATHERS, I. | FAU |
| 43 | Pass | BLAIR, Ricky from URZUA, John | Alabama A&M |
| 43 | Rush | MATHERS, I. | FAU |
| *42 | Pass | SMITH, Patrick from STOCKSTILL, B. | Alabama A&M |
| 41 | Rush | MATHERS, I. | WKU |
| 41 | Pass | JAMES, Richie from STOCKSTILL, B. | North Texas |
| 40 | Pass | JAMES, Richie from STOCKSTILL, B. | FIU |
| 38 | KR | ANDERSON, D. | FAU |
| *38 | Rush | MATHERS, I. | LATECH |
| *38 | Pass | JAMES, Richie from STOCKSTILL, B. | WKU |
| 38 | Pass | BROWN, Tyshawn from ANDREWS, Dennis | FAU |
| *37 | Pass | MATHERS, I. from STOCKSTILL, B. | LATECH |
| 36 | Pass | JAMES, Richie from STOCKSTILL, B. | LATECH |
| 36 | Rush | JAMES, Richie | Charlotte |
| 35 | Pass | JAMES, Richie from STOCKSTILL, B. | North Texas |
| 35 | Pass | JAMES, Richie from ANDREWS, Dennis | FAU |
| 34 | Pass | ANDREWS, Dennis from STOCKSTILL, B. | Bowling Green |
| 34 | Pass | ANDREWS, Dennis from STOCKSTILL, B. | Hawai'i |
| 34 | Pass | JAMES, Richie from MATHERS, I. | FAU |
| 33 | KR | ANDERSON, D. | Vanderbilt |
| 33 | Rush | JAMES, Richie | FAU |
| 33 | Pass | JAMES, Richie from STOCKSTILL, B. | LATECH |
| *32 | Rush | MATHERS, I. | Alabama A&M |
| 31 | Pass | JAMES, Richie from STOCKSTILL, B. | Hawai'i |
| 30 | Pass | LEE, Ty from URZUA, John | Charlotte |

* touchdown scored on play

GAME-OPENING DRIVES

| OPPONENT | MIDDLE TENNESSEE | | | | OPPONENTS | | | |
|---------------|------------------|---------|-----|--------|-----------|---------|-----|-------|
| | PTS | 1ST DNS | YDS | RES | PTS | 1ST DNS | YDS | RES |
| Alabama A&M | 7 | 3 | 61 | TD | 0 | 2 | 26 | Punt |
| Vanderbilt | 0 | 2 | 43 | Fumble | 3 | 0 | -1 | FG |
| Bowling Green | 0 | 0 | 8 | Punt | 0 | 1 | 6 | Punt |
| LA Tech | 0 | 0 | 13 | Punt | 7 | 1 | 92 | TD |
| North Texas | 0 | 1 | 12 | Punt | 7 | 6 | 87 | TD |
| WKU | 3 | 3 | 54 | FG | 0 | 2 | 48 | Downs |
| Missouri | 7 | 3 | 84 | TD | 0 | 1 | 35 | Punt |
| FIU | 7 | 4 | 75 | TD | 0 | 0 | 8 | Punt |
| UTSA | 7 | 2 | 75 | TD | 7 | 3 | 66 | TD |
| Marshall | 0 | 1 | 14 | INT | 7 | 2 | 39 | TD |
| Charlotte | 7 | 4 | 75 | TD | 0 | 0 | 8 | Punt |
| FAU | 0 | 0 | 3 | Punt | 7 | 4 | 85 | TD |
| Hawaii | 7 | 3 | 74 | TD | 0 | 0 | 8 | Punt |

SECOND HALF-OPENING DRIVES

| OPPONENT | MIDDLE TENNESSEE | | | | OPPONENTS | | | |
|---------------|------------------|---------|-----|-------|-----------|---------|-----|--------|
| | PTS | 1ST DNS | YDS | RES | PTS | 1ST DNS | YDS | RES |
| Alabama A&M | 0 | 2 | 36 | Punt | 0 | 0 | 4 | Punt |
| Vanderbilt | 0 | 1 | 15 | MFG | 0 | 1 | 7 | Fumble |
| Bowling Green | 7 | 1 | 78 | TD | 0 | 2 | 57 | Downs |
| LA Tech | 7 | 3 | 75 | TD | 7 | 5 | 80 | TD |
| North Texas | 0 | 1 | 19 | Punt | 0 | 0 | 8 | Punt |
| WKU | 0 | 2 | 34 | Punt | 7 | 3 | 86 | TD |
| Missouri | 0 | 0 | -5 | Punt | 7 | 3 | 61 | TD |
| FIU | 0 | 1 | 15 | Punt | 0 | 2 | 20 | Punt |
| UTSA | 0 | 0 | 11 | INT | 0 | 0 | 2 | Punt |
| Marshall | 0 | 1 | 37 | Punt | 7 | 3 | 74 | TD |
| Charlotte | 0 | 1 | 33 | Downs | 7 | 4 | 55 | TD |
| FAU | 7 | 5 | 92 | TD | 0 | 0 | 4 | Punt |
| Hawaii | 0 | 0 | -3 | Punt | 3 | 1 | 53 | FG |

RED ZONE

| Opponent Score | In RZ | Times Scored | Times Pts | Total TDs | TDs | Rush TDs | Pass Made | FGs FGA | Downs | Failed to Score Inside RZ | | | |
|----------------|-------|--------------|-----------|------------|-----------|-----------|-----------|-----------|----------|---------------------------|----------|----------|----------|
| | | | | | | | | | | Int | Fumb | Half | Game |
| Alabama A&M | 55-0 | 5 | 5 | 31 | 4 | 0 | 4 | 1 | 0 | 0 | 0 | 0 | 0 |
| Vanderbilt | 24-47 | 4 | 3 | 21 | 3 | 0 | 3 | 0 | 0 | 1 | 0 | 0 | 0 |
| Bowling Green | 41-21 | 5 | 4 | 27 | 4 | 2 | 2 | 0 | 1 | 0 | 0 | 0 | 0 |
| LA Tech | 38-34 | 3 | 3 | 17 | 2 | 2 | 0 | 1 | 0 | 0 | 0 | 0 | 0 |
| North Texas | 30-13 | 5 | 5 | 23 | 2 | 0 | 2 | 3 | 0 | 0 | 0 | 0 | 0 |
| WKU | 43-44 | 6 | 5 | 26 | 3 | 2 | 1 | 2 | 0 | 0 | 1 | 0 | 0 |
| Missouri | 51-45 | 6 | 6 | 34 | 4 | 1 | 3 | 2 | 0 | 0 | 0 | 0 | 0 |
| FIU | 42-35 | 3 | 3 | 21 | 3 | 1 | 2 | 0 | 0 | 0 | 0 | 0 | 0 |
| UTSA | 25-45 | 3 | 3 | 18 | 2 | 1 | 1 | 1 | 0 | 0 | 0 | 0 | 0 |
| Marshall | 17-42 | 2 | 2 | 14 | 2 | 1 | 1 | 0 | 0 | 0 | 0 | 0 | 0 |
| Charlotte | 38-31 | 4 | 4 | 28 | 4 | 0 | 4 | 0 | 0 | 0 | 0 | 0 | 0 |
| FAU | 77-56 | 8 | 8 | 56 | 8 | 8 | 0 | 0 | 0 | 0 | 0 | 0 | 0 |
| Hawaii | 35-52 | 5 | 4 | 28 | 4 | 1 | 3 | 0 | 0 | 1 | 0 | 0 | 0 |
| Totals | | 59 | 55 | 344 | 45 | 19 | 26 | 10 | 1 | 2 | 1 | 0 | 0 |

55 of 59 (93.2%)

INDIVIDUAL GAME HIGHS

| | | |
|---------------------|------|--|
| Rushes | 28 | MATHERS, I. at Missouri (Oct 22, 2016) |
| Yards Rushing | 215 | MATHERS, I. at Missouri (Oct 22, 2016) |
| TD Rushes | 3 | MATHERS, I. at Bowling Green (Sep 17, 2016) |
| | | MATHERS, I. vs LATECH (Sep 24, 2016) |
| | | JAMES, Richie vs FAU (Nov 26, 2016) |
| | | MATHERS, I. vs FAU (Nov 26, 2016) |
| | | ANDREWS, Dennis vs FAU (Nov 26, 2016) |
| Long Rush | 71 | MATHERS, I. at Missouri (Oct 22, 2016) |
| Pass attempts | 65 | STOCKSTILL, B. at Vanderbilt (Sep 10, 2016) |
| Pass completions | 42 | STOCKSTILL, B. vs WKU (Oct 15, 2016) |
| Yards Passing | 434 | STOCKSTILL, B. vs WKU (Oct 15, 2016) |
| TD Passes | 5 | STOCKSTILL, B. vs Alabama A&M (Sept 3, 2016) |
| Long Pass | 78 | STOCKSTILL, B. at Bowling Green (Sep 17, 2016) |
| Receptions | 16 | JAMES, Richie vs WKU (Oct 15, 2016) |
| Yards Receiving | 223 | JAMES, Richie vs WKU (Oct 15, 2016) |
| TD Receptions | 2 | JAMES, Richie vs WKU (Oct 15, 2016) |
| | | ANDREWS, Dennis at Missouri (Oct 22, 2016) |
| | | JAMES, Richie at FIU (Oct 29, 2016) |
| | | LEE, Ty at FIU (Oct 29, 2016) |
| | | SMITH, Patrick at Charlotte (Nov 19, 2016) |
| | | LEE, Ty at Hawai'i (Dec 24, 2016) |
| Long Reception | 78 | MATHERS, I. at Bowling Green (Sep 17, 2016) |
| Field Goals | 3 | ROOKER, Canon at North Texas (Oct 01, 2016) |
| | | ROOKER, Canon vs WKU (Oct 15, 2016) |
| | | ROOKER, Canon at Missouri (Oct 22, 2016) |
| Long Field Goal | 46 | ROOKER, Canon vs Alabama A&M (Sept 3, 2016) |
| Punts | 8 | BONADIES, Matt at Charlotte (Nov 19, 2016) |
| Punting Avg | 44.7 | BONADIES, Matt at Hawai'i (Dec 24, 2016) |
| Long Punt | 59 | BONADIES, Matt at Bowling Green (Sep 17, 2016) |
| Punts inside 20 | 4 | BONADIES, Matt at Bowling Green (Sep 17, 2016) |
| | | BONADIES, Matt vs LATECH (Sep 24, 2016) |
| Long Punt Return | 27 | JAMES, Richie at FIU (Oct 29, 2016) |
| Long Kickoff Return | 38 | ANDERSON, D. vs FAU (Nov 26, 2016) |
| Tackles | 18 | DALE, Alex at Missouri (Oct 22, 2016) |
| Sacks | 2.0 | LIGGINS, D. vs Alabama A&M (Sept 3, 2016) |
| | | RHODES, Steven at Charlotte (Nov 19, 2016) |
| Tackles For Loss | 3.0 | HARRIS, Darius at Hawai'i (Dec 24, 2016) |
| Interceptions | 2 | CUTRER, Jeremy vs FAU (Nov 26, 2016) |

TEAM GAME HIGHS

| | | |
|------------------|------|---------------------------------|
| Rushes | 57 | vs FAU (Nov 26, 2016) |
| Yards Rushing | 495 | vs FAU (Nov 26, 2016) |
| Yards Per Rush | 8.7 | vs FAU (Nov 26, 2016) |
| TD Rushes | 9 | vs FAU (Nov 26, 2016) |
| Pass attempts | 65 | at Vanderbilt (Sep 10, 2016) |
| Pass completions | 42 | vs WKU (Oct 15, 2016) |
| Yards Passing | 435 | vs Alabama A&M (Sept 3, 2016) |
| Yards Per Pass | 16.4 | vs FAU (Nov 26, 2016) |
| TD Passes | 6 | vs Alabama A&M (Sept 3, 2016) |
| Total Plays | 93 | vs Alabama A&M (Sept 3, 2016) |
| Total Offense | 757 | vs FAU (Nov 26, 2016) |
| Yards Per Play | 10.4 | vs FAU (Nov 26, 2016) |
| Points | 77 | vs FAU (Nov 26, 2016) |
| Sacks By | 4 | vs Alabama A&M (Sept 3, 2016) |
| | | at North Texas (Oct 01, 2016) |
| First Downs | 35 | vs Alabama A&M (Sept 3, 2016) |
| Penalties | 9 | vs Alabama A&M (Sept 3, 2016) |
| | | at Vanderbilt (Sep 10, 2016) |
| | | at North Texas (Oct 01, 2016) |
| | | at Missouri (Oct 22, 2016) |
| | | at Hawai'i (Dec 24, 2016) |
| Penalty Yards | 92 | at Vanderbilt (Sep 10, 2016) |
| Turnovers | 4 | vs UTSA (Nov 5, 2016) |
| | | at Marshall (Nov 12, 2016) |
| Interceptions By | 4 | vs FAU (Nov 26, 2016) |
| Punts | 8 | at Charlotte (Nov 19, 2016) |
| Punting Avg | 44.7 | at Hawai'i (Dec 24, 2016) |
| Long Punt | 59 | at Bowling Green (Sep 17, 2016) |
| Punts inside 20 | 4 | at Bowling Green (Sep 17, 2016) |
| | | vs LATECH (Sep 24, 2016) |
| Long Punt Return | 27 | at FIU (Oct 29, 2016) |

OPPONENT INDIVIDUAL GAME HIGHS

| | | |
|---------------|-----|--|
| Rushes | 29 | Ralph Webb, at Vanderbilt (Sep 10, 2016) |
| | | Crockett, D. at Missouri (Oct 22, 2016) |
| | | SINGLETERY, D. vs FAU (Nov 26, 2016) |
| Yards Rushing | 235 | SINGLETERY, D. vs FAU (Nov 26, 2016) |
| TD Rushes | 4 | Crockett, D. at Missouri (Oct 22, 2016) |
| Long Rush | 50 | SINGLETERY, D. vs FAU (Nov 26, 2016) |
| Pass attempts | 59 | HIGGINS, Ryan, vs LATECH (Sep 24, 2016) |

| | | |
|---------------------|------|--|
| Pass completions | 36 | HIGGINS, Ryan, vs LATECH (Sep 24, 2016) |
| Yards Passing | 504 | HIGGINS, Ryan, vs LATECH (Sep 24, 2016) |
| TD Passes | 4 | LITTON, Chase, at Marshall (Nov 12, 2016) |
| | | BROWN, Dru, at Hawai'i (Dec 24, 2016) |
| Long Pass | 70 | HIGGINS, Ryan, vs LATECH (Sep 24, 2016) |
| Receptions | 17 | TAYLOR, Trent, vs LATECH (Sep 24, 2016) |
| Yards Receiving | 210 | TAYLOR, Trent, vs LATECH (Sep 24, 2016) |
| TD Receptions | 2 | TAYLOR, Trent, vs LATECH (Sep 24, 2016) |
| | | OWENS, Thomas, at FIU (Oct 29, 2016) |
| | | HUNT, Justin, at Marshall (Nov 12, 2016) |
| | | 'UNGA, M., at Hawai'i (Dec 24, 2016) |
| Long Reception | 70 | HENDERSON, C., vs LATECH (Sep 24, 2016) |
| Field Goals | 3 | SIMCOX, Skyler, vs WKU (Oct 15, 2016) |
| Long Field Goal | 52 | SIMCOX, Skyler, vs WKU (Oct 15, 2016) |
| Punts | 13 | Nick Carden, vs Alabama A&M (Sept 3, 2016) |
| Punting Avg | 51.6 | KEENA, Eric, at North Texas (Oct 01, 2016) |
| Long Punt | 68 | KEENA, Eric, at North Texas (Oct 01, 2016) |
| Punts inside 20 | 4 | KEENA, Eric, at North Texas (Oct 01, 2016) |
| Long Punt Return | 18 | OWENS, Thomas, at FIU (Oct 29, 2016) |
| Long Kickoff Return | 63 | WHYTE, Kerrith, vs FAU (Nov 26, 2016) |
| Tackles | 13 | BROWN, Keith, vs WKU (Oct 15, 2016) |
| | | NEELY, Corey, at Marshall (Nov 12, 2016) |
| Sacks | 2.0 | Bass, vs UTSA (Nov 5, 2016) |
| Tackles For Loss | 2.0 | Alijah Jordan, vs Alabama A&M (Sept 3, 2016) |
| | | FERGUSON, J., vs LATECH (Sep 24, 2016) |
| | | Bass, vs UTSA (Nov 5, 2016) |
| | | LUCAS, Daquan, at Charlotte (Nov 19, 2016) |
| | | TAVAI, Jahlani, at Hawai'i (Dec 24, 2016) |
| Interceptions | 1 | Devonte Simon, vs Alabama A&M (Sept 3, 2016) |
| | | Mike Mills, vs Alabama A&M (Sept 3, 2016) |
| | | Oren Burks, at Vanderbilt (Sep 10, 2016) |
| | | MACK, Alfonso, at Bowling Green (Sep 17, 2016) |
| | | MCCLAIN, K., at North Texas (Oct 01, 2016) |
| | | BROWN, Keith, vs WKU (Oct 15, 2016) |
| | | Egwuagu, vs UTSA (Nov 5, 2016) |
| | | Davis, vs UTSA (Nov 5, 2016) |
| | | Moore, vs UTSA (Nov 5, 2016) |
| | | NEELY, Corey, at Marshall (Nov 12, 2016) |
| | | RICHARDSON, T., at Marshall (Nov 12, 2016) |
| | | COOK, Nick, at Charlotte (Nov 19, 2016) |
| | | LUCAS, Daquan, at Charlotte (Nov 19, 2016) |
| | | ROGERS, Jalen, at Hawai'i (Dec 24, 2016) |
| | | HENDERSON, T., at Hawai'i (Dec 24, 2016) |

OPPONENT TEAM GAME HIGHS

| | | |
|------------------|------|---------------------------------|
| Rushes | 64 | at Missouri (Oct 22, 2016) |
| Yards Rushing | 348 | at Missouri (Oct 22, 2016) |
| Yards Per Rush | 5.6 | vs FAU (Nov 26, 2016) |
| TD Rushes | 6 | vs FAU (Nov 26, 2016) |
| Pass attempts | 59 | vs LATECH (Sep 24, 2016) |
| Pass completions | 36 | vs LATECH (Sep 24, 2016) |
| Yards Passing | 504 | vs LATECH (Sep 24, 2016) |
| Yards Per Pass | 9.8 | vs WKU (Oct 15, 2016) |
| TD Passes | 4 | at Marshall (Nov 12, 2016) |
| | | at Hawai'i (Dec 24, 2016) |
| Total Plays | 104 | at Missouri (Oct 22, 2016) |
| Total Offense | 629 | at Missouri (Oct 22, 2016) |
| Yards Per Play | 6.8 | at Hawai'i (Dec 24, 2016) |
| Points | 56 | vs FAU (Nov 26, 2016) |
| Sacks By | 5 | vs UTSA (Nov 5, 2016) |
| First Downs | 36 | at Missouri (Oct 22, 2016) |
| Penalties | 13 | at Missouri (Oct 22, 2016) |
| Penalty Yards | 114 | at Missouri (Oct 22, 2016) |
| | | at Hawai'i (Dec 24, 2016) |
| Turnovers | 4 | at Bowling Green (Sep 17, 2016) |
| | | vs FAU (Nov 26, 2016) |
| Interceptions By | 3 | vs UTSA (Nov 5, 2016) |
| Punts | 13 | vs Alabama A&M (Sept 3, 2016) |
| Punting Avg | 51.6 | at North Texas (Oct 01, 2016) |
| Long Punt | 68 | at North Texas (Oct 01, 2016) |
| Punts inside 20 | 4 | at North Texas (Oct 01, 2016) |
| Long Punt Return | 18 | at FIU (Oct 29, 2016) |

MIDDLE TENNESSEE

SHUT OUT AN OPPONENT: September 3, 2016, vs Alabama A&M. Score: 55-0

HAD AN OFFENSIVE DRIVE OF 90 OR MORE YARDS: November 26, 2016 vs FAU (92 yards, TD)

RUSHED FOR MORE THAN 300 YARDS: November 26, 2016, vs FAU (495 yards)

RUSHED FOR MORE THAN 400 YARDS: November 26, 2016, vs FAU (495 yards)

PASSED FOR MORE THAN 300 YARDS: December 24, 2016, vs Hawaii (432 yards)

HAD MORE THAN 500 YARDS TOTAL OFFENSE: December 26, 2016, vs Hawaii (542 yards)

HAD MORE THAN 600 YARDS TOTAL OFFENSE: November 26, 2016, vs FAU (757 yards)

SCORED MORE THAN 50 POINTS: November 26, 2016, vs FAU (77 points)

SCORED ON ITS FIRST PLAY FROM SCRIMMAGE: August 29, 2013 vs Western Carolina (Jordan Parker 65-yard run)

FAILED TO HAVE AT LEAST 150 YARDS OF TOTAL OFFENSE: September 15, 2007 vs LSU (90 yards)

FAILED TO RUSH FOR MORE THAN 100 YARDS: November 12, 2016 vs Marshall (25 carries, 63 yards)

FAILED TO PASS FOR MORE THAN 100 YARDS: November 29, 2014 vs UTEP (99 yards)

HELD AN OPPONENT TO LESS THAN 100 YARDS RUSHING: October 1, 2016, vs North Texas (5 yards)

HELD AN OPPONENT TO LESS THAN 100 YARDS PASSING: September 3, 2016, vs Alabama A&M (54 yards)

HELD AN OPPONENT TO LESS THAN 200 YARDS TOTAL OFFENSE: September 3, 2016, vs Alabama A&M (146 yards)

HELD AN OPPONENT TO LESS THAN 300 YARDS TOTAL OFFENSE: September 3, 2016, vs Alabama A&M (146 yards)

RETURNED A KICKOFF FOR A TOUCHDOWN: November 1, 2012 vs WKU (Reggie Whatley - 96 yards)

RETURNED OPENING KICKOFF FOR A TOUCHDOWN: October 6, 2006 vs Louisville (Damon Nickson - 88 yards)

RETURNED A PUNT FOR A TOUCHDOWN: September 26, 2014 vs ODU (Kevin Byard - 76 yards)

RETURNED A BLOCKED PUNT FOR A TOUCHDOWN: October 24, 2013 vs Marshall (Chris Brown - 3 yards)

BLOCKED AN OPPONENT PUNT: September 10, 2016 vs Vanderbilt (Malik Mancel)

BLOCKED A FIELD GOAL: November 19, 2016 vs Charlotte (DJ Sanders)

RETURNED BLOCKED FIELD GOAL FOR A TOUCHDOWN: September 5, 2015 vs Jackson State (Jamarcus Howard - 63 yards)

RETURNED A PASS INTERCEPTION FOR A TOUCHDOWN: Nov. 26, 2016, vs FAU (DJ Sanders - 20 yards)

RETURNED A FUMBLE FOR A TOUCHDOWN: August 30, 2014 vs Savannah State (Trey Wafford - 20 yards)

SCORED A SAFETY: September 26, 2015, vs Illinois

SCORED A 2-POINT CONVERSION: November 5, 2016 vs UTSA (CJ Windham pass from John Urzua)

SCORED A TD ON OFFENSE, DEFENSE AND SPECIAL TEAMS: August 30, 2014 vs Savannah State

SCORED ON GAMES FINAL PLAY FOR WIN: October 24, 2013 vs Marshall (9-yard TD reception by Tavarres Jefferson 0:00 on clock) Final Score: MT 51, Marshall 49

PLAYER RUSHED FOR MORE THAN 100 YARDS: November 26, 2016, FAU (I'Tavius Mathers - 213; Richie James - 207)

TWO PLAYERS RUSHED FOR MORE THAN 100 YARDS: November 26, 2016, FAU (I'Tavius Mathers - 213; Richie James - 207)

TWO PLAYERS RUSHED FOR MORE THAN 200 YARDS: November 26, 2016, FAU (I'Tavius Mathers - 213; Richie James - 207)

PLAYER RUSHED FOR MORE THAN 200 YARDS: November 26, 2016, FAU (I'Tavius Mathers - 213; Richie James - 207)

PLAYER HAD 100 OR MORE YARDS RECEIVING: December 24, 2016, vs FAU (Richie James - 162 yards)

PLAYER HAD 100 YARDS RUSHING AND 100 YARDS RECEIVING: November 26, 2016 vs FAU (Richie James - 207 rushing, 120 receiving)

PLAYER HAD 200 YARDS RUSHING AND 100 YARDS RECEIVING: November 26, 2016 vs FAU (Richie James - 207 rushing, 120 receiving)

TWO PLAYERS HAD 100 OR MORE RECEIVING YARDS: December 24, 2016, vs Hawaii (Richie James - 162 yards, Ty Lee - 100 yards)

HAD 300-YD PASSER, 100-YD RECEIVER, 100-YD RUSHER: October 15, 2016 vs WKU (Brent Stockstill 434 passing, Richie James 223 receiving, I'Tavius Mathers 143 rushing)

PLAYED AN OVERTIME GAME: October 15, 2016 vs WKU (WKU 44, MT 43; 2 OT)

OPPONENT

MIDDLE TENNESSEE WAS SHUT OUT: December 1, 2012 vs Arkansas State. Score: 45-0

RUSHED FOR MORE THAN 250 YARDS: November 26, 2016 by FAU (299 yards)

RUSHED FOR MORE THAN 400 YARDS: December 3, 2011, by North Texas (464 yards)

PASSED FOR MORE THAN 300 YARDS: October 15, 2016, by WKU (391 yards)

PASSED FOR MORE THAN 400 YARDS: September 24, 2016, by LA Tech (504 yards)

HAD MORE THAN 500 YARDS TOTAL OFFENSE: December 24, 2016, by Hawaii (500 yards)

HAD MORE THAN 600 YARDS TOTAL OFFENSE: October 22, 2016, by Missouri (629 yards)

HELD MT TO LESS THAN 100 YARDS OF TOTAL OFFENSE: September 15, 2007 vs LSU (90 yards)

HELD MT TO LESS THAN 50 TOTAL RUSHING YARDS: October 24, 2015, LA Tech (33 yards)

HELD MT TO LESS THAN 100 TOTAL PASSING YARDS: November 29, 2014 vs UTEP (99 yards)

SCORED 50 POINTS: December 24, 2016 by Hawaii: Score: 52-35

RETURNED A KICKOFF FOR A TOUCHDOWN: September 19, 2015, by Charlotte (Uriah LeMay - 48 yards)

RETURNED A PUNT FOR A TOUCHDOWN: September 27, 2013, by BYU (JD Falslev - 71 yards)

SCORED ON A KICKOFF AND PUNT RETURN IN SAME GAME: September 5, 2009, by Clemson

RETURNED A BLOCKED PUNT FOR A TOUCHDOWN: Sept. 26, 2015, Illinois (C. Fejedelem)

BLOCKED A PUNT: September 26, 2015, Illinois (Caleb Day)

BLOCKED A FIELD GOAL: October 12, 2013, by North Texas (Zach Orr)

BLOCKED A PAT: October 15, 2016 by WKU

RETURNED A PASS INTERCEPTION FOR A TOUCHDOWN: December 24, 2016, by Hawaii (Trayvon Henderson - 68 yards)

RETURNED A FUMBLE FOR A TOUCHDOWN: September 20, 2014, vs Memphis (Bobby McCain - 59 yards)

SCORED A SAFETY: September 10, 2016 by Vanderbilt

SCORED A TWO-POINT CONVERSION: November 19, 2016 (Charlotte)

PLAYER RUSHED FOR 100 YARDS: December 24, 2016, Hawaii (D. Saint Juste - 170 yards)

HAD OVER 130 YARDS IN PUNT RETURNS: September 5, 2009, by Clemson (5-135 yards)



2016 PARTICIPATION CHART

| No. | Name | GP/GS | AAMU | VU | BG | LT | UNT | WKU | MIZZ | FIU | UTSA | MU | CHA | FAU | Hawaii |
|-----|-----------------|-------|-------|-------|-------|-------|-------|-------|-------|-------|-------|-------|-------|-------|--------|
| 91 | AKINS, Justin | 13/- | XXX | XXX | XXX | XXX | XXX | XXX | XXX | XXX | XXX | XXX | XXX | XXX | XXX |
| 25 | ANDERSON, D. | 10/2 | XXX | START | XXX | XXX | XXX | XXX | XXX | ... | ... | ... | XXX | XXX | START |
| 20 | ANDREWS, Dennis | 13/10 | XXX | XXX | START | START | START | START | START | XXX | START | START | START | START | START |
| 74 | BEHANAN, Robert | 13/2 | XXX | XXX | XXX | XXX | XXX | XXX | XXX | XXX | XXX | XXX | START | START | XXX |
| 87 | BLAIR, Ricky | 3/- | XXX | ... | XXX | XXX | ... | ... | ... | ... | ... | ... | ... | ... | ... |
| 99 | BONADIES, Matt | 13/- | XXX | XXX | XXX | XXX | XXX | XXX | XXX | XXX | XXX | XXX | XXX | XXX | XXX |
| 73 | BREWER, C. | 13/13 | START | START | START | START | START | START | START | START | START | START | START | START | START |
| 16 | BROOKS, Khalil | 13/- | XXX | XXX | XXX | XXX | XXX | XXX | XXX | XXX | XXX | XXX | XXX | XXX | XXX |
| 23 | BROWN, Chris | 9/- | XXX | XXX | XXX | XXX | ... | ... | XXX | XXX | ... | ... | XXX | XXX | XXX |
| 34 | BROWN, Tyshawm | 12/- | XXX | XXX | XXX | ... | XXX | XXX | XXX | XXX | XXX | XXX | XXX | XXX | XXX |
| 5 | BRUCE, Jocquez | 1/- | ... | ... | ... | ... | ... | ... | ... | ... | ... | ... | ... | ... | XXX |
| 38 | CARDWELL, Jim | 11/- | XXX | XXX | XXX | ... | XXX | XXX | XXX | ... | XXX | XXX | XXX | XXX | XXX |
| 63 | CHESTER, Josh | 13/13 | START | START | START | START | START | START | START | START | START | START | START | START | START |
| 42 | CLEMONS, Ty | 3/- | ... | ... | ... | ... | ... | ... | XXX | ... | XXX | XXX | ... | ... | ... |
| 39 | CRAIG, Dale | 11/- | ... | ... | XXX | XXX | XXX | XXX | XXX | XXX | XXX | XXX | XXX | XXX | XXX |
| 8 | CUTRER, Jeremy | 13/11 | START | START | START | START | START | START | XXX | XXX | START | START | START | START | START |
| 22 | DALE, Alex | 10/8 | START | START | START | START | START | START | START | ... | XXX | ... | ... | XXX | START |
| 86 | DUCKSWORTH, R. | 2/- | XXX | XXX | ... | ... | ... | ... | ... | ... | ... | ... | ... | ... | ... |
| 53 | EADS, William | 13/- | XXX | XXX | XXX | XXX | XXX | XXX | XXX | XXX | XXX | XXX | XXX | XXX | XXX |
| 45 | EVANS, Deontay | 12/- | XXX | XXX | XXX | XXX | XXX | XXX | XXX | XXX | XXX | XXX | XXX | XXX | ... |
| 97 | FELTON, Raynard | 13/4 | XXX | XXX | XXX | START | START | START | XXX | START | XXX | XXX | XXX | XXX | XXX |
| 13 | FRAZIER, D. | 1/1 | START | ... | ... | ... | ... | ... | ... | ... | ... | ... | ... | ... | ... |
| 27 | GARNETT, Ruben | 13/- | XXX | XXX | XXX | XXX | XXX | XXX | XXX | XXX | XXX | XXX | XXX | XXX | XXX |
| 59 | HALE, Chris | 11/10 | START | ... | ... | XXX | START | START | START | START | START | START | START | START | START |
| 75 | HAMILTON, Lucas | 13/- | XXX | XXX | XXX | XXX | XXX | XXX | XXX | XXX | XXX | XXX | XXX | XXX | XXX |
| 33 | HARGES, Myles | 10/8 | START | START | ... | ... | ... | XXX | START | START | START | START | START | START | XXX |
| 30 | HARRIS, Darius | 13/7 | START | START | START | START | START | START | XXX | XXX | XXX | XXX | XXX | XXX | START |
| 68 | HARRIS, Luke | 2/- | XXX | ... | ... | ... | ... | ... | ... | ... | ... | XXX | ... | ... | ... |
| 38 | HAWKINS, Malik | 11/1 | XXX | XXX | START | ... | ... | XXX | XXX | XXX | XXX | XXX | XXX | XXX | XXX |
| 28 | HEARD, D. | 7/- | XXX | XXX | XXX | XXX | XXX | XXX | XXX | ... | ... | ... | ... | ... | ... |
| 44 | HERROD, J. | 1/- | XXX | ... | ... | ... | ... | ... | ... | ... | ... | ... | ... | ... | ... |
| 51 | HUFF, Shaquille | 13/13 | START | START | START | START | START | START | START | START | START | START | START | START | START |
| 3 | JAMES, Richie | 13/13 | START | START | START | START | START | START | START | START | START | START | START | START | START |
| 55 | JOHNSON, Carlos | 10/9 | START | START | START | XXX | START | START | START | START | START | ... | ... | ... | START |
| 43 | JONES, Jahmal | 13/2 | XXX | START | XXX | START | XXX | XXX | XXX | XXX | XXX | XXX | XXX | XXX | XXX |
| 2A | KELLEY, Robert | 11/- | XXX | ... | ... | XXX | XXX | XXX | XXX | XXX | XXX | XXX | XXX | XXX | XXX |
| 24 | LEE, Ty | 13/11 | START | START | START | START | XXX | START | START | START | START | XXX | START | START | START |
| 85 | LIGGINS, D. | 13/- | XXX | XXX | XXX | XXX | XXX | XXX | XXX | XXX | XXX | XXX | XXX | XXX | XXX |
| 48 | LINDER, Max | 13/2 | XXX | XXX | XXX | XXX | START | XXX | XXX | XXX | XXX | START | XXX | XXX | XXX |
| 93 | MANCIEL, Malik | 12/- | XXX | XXX | XXX | XXX | XXX | ... | XXX | XXX | XXX | XXX | XXX | XXX | XXX |
| 4 | MATHERS, I. | 13/12 | START | START | START | START | START | START | START | XXX | START | START | START | START | START |
| 99 | MCBRIDE, Jimal | 12/9 | START | START | START | ... | XXX | XXX | START | START | START | START | START | START | START |
| 32 | MELTON, Chris | 13/10 | XXX | XXX | XXX | START | START | START | START | START | START | START | START | START | START |
| 6 | MINTER, Michael | 13/13 | START | START | START | START | START | START | START | START | START | START | START | START | START |
| 7 | MOFFATT, J. | 13/12 | START | START | START | START | START | START | START | START | START | START | START | START | XXX |
| 95 | PHILPOTS, Trae | 9/- | XXX | ... | XXX | ... | XXX | ... | ... | XXX | XXX | XXX | XXX | XXX | XXX |
| 29 | RANDOLPH, D. | 13/6 | XXX | XXX | XXX | XXX | XXX | XXX | XXX | START | START | START | START | START | START |
| 94 | RENDER, Tyshun | 13/- | XXX | XXX | XXX | XXX | XXX | XXX | XXX | XXX | XXX | XXX | XXX | XXX | XXX |
| 49 | RHODES, Steven | 13/13 | START | START | START | START | START | START | START | START | START | START | START | START | START |
| 65 | ROGERS, Hunter | 12/1 | XXX | XXX | ... | XXX | XXX | XXX | XXX | XXX | XXX | START | XXX | XXX | XXX |
| 15 | ROOKER, Canon | 13/- | XXX | XXX | XXX | XXX | XXX | XXX | XXX | XXX | XXX | XXX | XXX | XXX | XXX |
| 57 | ROTH, Jonathan | 9/2 | XXX | ... | XXX | XXX | START | XXX | XXX | XXX | XXX | START | ... | ... | ... |
| 31 | SANDERS, DJ | 13/13 | START | START | START | START | START | START | START | START | START | START | START | START | START |
| 56 | SHAKIR, M. | 13/13 | START | START | START | START | START | START | START | START | START | START | START | START | START |
| 18 | SMITH, Jevontey | 8/- | XXX | ... | ... | XXX | XXX | XXX | XXX | XXX | XXX | XXX | ... | ... | ... |
| 37 | SMITH, Patrick | 12/10 | START | START | START | START | XXX | START | START | START | START | XXX | START | START | ... |
| 83 | SMITH, Sean | 9/- | XXX | ... | XXX | XXX | XXX | XXX | XXX | ... | XXX | ... | XXX | XXX | ... |
| 66 | STEPHENS, D. | 13/13 | START | START | START | START | START | START | START | START | START | START | START | START | START |
| 12 | STOCKSTILL, B. | 10/10 | START | START | START | START | START | START | START | START | START | ... | ... | ... | START |
| 26 | THOMAS, Kamani | 11/- | ... | ... | XXX | XXX | XXX | XXX | XXX | XXX | XXX | XXX | XXX | XXX | XXX |
| 70 | TRENT, Conner | 6/- | XXX | ... | ... | ... | ... | ... | ... | ... | XXX | XXX | XXX | XXX | XXX |
| 9 | UPTON, Isiah | 11/- | XXX | ... | XXX | XXX | XXX | XXX | XXX | XXX | XXX | XXX | ... | XXX | XXX |
| 19 | URZUA, John | 5/3 | XXX | ... | ... | ... | ... | ... | ... | ... | XXX | START | START | START | ... |
| 47 | WALKER, Tristan | 13/- | XXX | XXX | XXX | XXX | XXX | XXX | XXX | XXX | XXX | XXX | XXX | XXX | XXX |
| 46 | WALKER, Vernon | 12/- | XXX | XXX | XXX | XXX | XXX | XXX | XXX | ... | XXX | XXX | XXX | XXX | XXX |
| 2 | WARD, C. | 12/2 | XXX | XXX | XXX | ... | XXX | XXX | START | START | XXX | XXX | XXX | XXX | XXX |
| 35 | WEST, Terelle | 11/1 | XXX | XXX | XXX | START | XXX | XXX | XXX | XXX | ... | ... | ... | XXX | XXX |
| 41 | WILSON, Azar | 11/- | XXX | XXX | XXX | XXX | XXX | ... | XXX | XXX | ... | XXX | XXX | XXX | XXX |
| 81 | WINDHAM, CJ | 13/1 | XXX | XXX | XXX | XXX | XXX | XXX | XXX | START | XXX | XXX | XXX | XXX | XXX |

GAME #1

| | | |
|--|-------------------------|-----------|
| | Alabama A&M | 0 |
| | Middle Tennessee | 55 |
| September 3, 2016 Murfreesboro, TN Floyd Stadium 19,967 3:03 83 degrees | | |

| Score by Quarters | 1 | 2 | 3 | 4 | Score |
|-------------------|----|----|---|----|-------|
| Alabama A&M | 0 | 0 | 0 | 0 | 0 |
| Middle Tennessee | 28 | 17 | 0 | 10 | 55 |

1st 13:42 MT Mathers 32 run (Rooker PAT), 5-61, 1:18
 1st 9:12 MT Anderson 24 pass from Stockstill (Rooker PAT), 6-73, 1:56
 1st 4:27 MT Frazier 13 pass from Stockstill (Rooker PAT), 9-65, 3:51
 1st 1:54 MT Smith 42 pass from Stockstill (Rooker PAT), 3-62, 1:08
 2nd 12:47 MT James 6 pass from Stockstill (Rooker PAT), 9-80, 2:38
 2nd 9:31 MT Andrews 7 pass from Stockstill (Rooker PAT), 7-63, 1:56
 2nd 1:50 MT Rooker 25 FG, 14-55, 6:40
 4th 14:20 MT Brown 16 pass from Urzua (Rooker PAT), 5-68, 2:02
 4th 8:30 MT Rooker 46 FG, 9-25, 4:34

| | AAMU | MT |
|-------------------------------------|---------|---------|
| FIRST DOWNS | 6 | 35 |
| Rushing..... | 3 | 12 |
| Passing..... | 2 | 22 |
| Penalty..... | 1 | 1 |
| NET YARDS RUSHING | 92 | 246 |
| Rushing Attempts..... | 27 | 40 |
| Average Per Rush..... | 3.4 | 6.2 |
| Rushing Touchdowns..... | 0 | 1 |
| Yards Gained Rushing..... | 107 | 261 |
| Yards Lost Rushing..... | 15 | 15 |
| NET YARDS PASSING | 54 | 435 |
| Completions-Attempts-Int..... | 9-24-1 | 40-53-2 |
| Average Per Attempt..... | 2.2 | 8.2 |
| Average Per Completion..... | 6.0 | 10.9 |
| Passing Touchdowns..... | 0 | 6 |
| TOTAL OFFENSE YARDS | 146 | 681 |
| Total offense plays..... | 51 | 93 |
| Average Gain Per Play..... | 2.9 | 7.3 |
| Fumbles: Number-Lost..... | 0-0 | 0-0 |
| Penalties: Number-Yards..... | 6-30 | 9-87 |
| PUNTS-YARDS | 13-491 | 3-99 |
| Average Yards Per Punt..... | 37.8 | 33.0 |
| Net Yards Per Punt..... | 32.2 | 33.0 |
| Inside 20..... | 1 | 1 |
| 50+ Yards..... | 0 | 0 |
| Touchbacks..... | 2 | 0 |
| Fair catch..... | 4 | 3 |
| KICKOFFS-YARDS | 1-50 | 10-637 |
| Average Yards Per Kickoff..... | 50.0 | 63.7 |
| Net Yards Per Kickoff..... | 26.0 | 42.5 |
| Touchbacks..... | 0 | 4 |
| Punt returns: Number-Yards-TD..... | 0-0-0 | 4-33-0 |
| Average Per Return..... | 0.0 | 8.2 |
| Kickoff returns: Number-Yds-TD..... | 6-112-0 | 1-24-0 |
| Average Per Return..... | 18.7 | 24.0 |
| Interceptions: Number-Yds-TD..... | 2-1-0 | 1-5-0 |
| Fumble Returns: Number-Yds-TD..... | 0-0-0 | 0-0-0 |
| Miscellaneous Yards..... | 0 | 0 |
| Possession Time..... | 21:09 | 38:51 |
| 1st Quarter..... | 6:22 | 8:38 |
| 2nd Quarter..... | 3:44 | 11:16 |
| 3rd Quarter..... | 6:59 | 8:01 |
| 4th Quarter..... | 4:04 | 10:56 |
| Third-Down Conversions..... | 1 of 15 | 8 of 16 |
| Fourth-Down Conversions..... | 0 of 0 | 1 of 1 |
| Red-Zone Scores-Chances..... | 0-13 | 5-5 |
| Touchdowns..... | 0-13 | 4-5 |
| Field goals..... | 0-13 | 1-5 |
| Sacks By: Number-Yards..... | 0-0 | 4-13 |
| PAT Kicks..... | 0-0 | 7-7 |
| Field Goals..... | 0-0 | 2-2 |
| Points off turnovers..... | 0 | 0 |

RUSHING: Alabama A&M-Jordan Bentley 12-40; Byran Brower 4-40; De'Angelo Balla 9-11; Tevin McKenzie 1-5; PJ Garrett 1-minus 4. Middle Tennessee-WEST, Terelle 15-83; MATHERS, I. 7-62; ANDERSON, D. 1-29; HE ROD, J. 7-25; STOCKSTILL, B. 2-24; GARNETT, Ruben 8-23.

PASSING: Alabama A&M-De'Angelo Balla 4-17-0-28; PJ Garrett 4-5-0-14; Damien May 1-2-1-12. Middle Tennessee-STOCKSTILL, B. 30-36-1-329; URZUA, John 10-17-1-106.

RECEIVING: Alabama A&M-Jonathan Dorsey 3-16; Ledarion Heath 2-18; Tevin McKenzie 2-17; Damien May 1-3; Marcelles Clash 1-0. Middle Tennessee-JAMES, Richie 8-73; ANDREWS, Dennis 4-51; LEE, Ty 4-42; SMITH, Patrick 3-56; FRAZIER, D. 3-39; ANDERSON, D. 3-35; MATHERS, I. 3-20; BROWN, Tyshawn 2-27; WALKER, Tristan 2-16; GARNETT, Ruben 2-13; DUCKSWORTH, R. 2-9; BLAIR, Ricky 1-43; UPTON, Isiah 1-5; WINDHAM, CJ 1-4; HERROD, J. 1-2.

INTERCEPTIONS: Alabama A&M-Roderick Rando 1-1; Devonte Simon 1-0. Middle Tennessee-EVANS, Deontay 1-5.

FUMBLES: Alabama A&M-None. Middle Tennessee-None.

GAME #2

| | | |
|---|-------------------------|-----------|
| | Vanderbilt | 47 |
| | Middle Tennessee | 24 |
| September 10, 2016 Nashville, TN Vanderbilt Stadium 29,627 3:47 91 degrees | | |

| Score by Quarters | 1 | 2 | 3 | 4 | Score |
|-------------------|----|----|---|----|-------|
| Middle Tennessee | 10 | 7 | 7 | 0 | 24 |
| Vanderbilt | 5 | 28 | 0 | 14 | 47 |

1st 11:15 VU Openshaw 32 FG, 4-(-1), 1:18
 1st 8:16 MT Rooker 39 FG, 10-45, 2:53
 1st 7:15 VU Team Safety
 1st 2:41 MT James 1 pass from Stockstill (Rooker PAT), 11-79, 3:22
 2nd 14:57 VU Blasingame 3 run (Openshaw PAT), 6-30, 2:47
 2nd 10:42 VU Webb 1 run (Openshaw PAT), 3-7, 5:0
 2nd 5:04 MT Lee 5 pass from Stockstill (Rooker PAT), 3-7, 5:0
 2nd 1:46 VU Webb 3 run (Openshaw PAT), 7-75, 3:18
 2nd :19 VU Lipscomb 16 pass from Shumur (Openshaw PAT), 7-63, 1:00
 3rd 1:54 MT Smith 4 pass from Stockstill (Rooker PAT), 8-62, 2:30
 4th 11:33 VU Blasingame 1 run (Openshaw PAT), 4-54, 1:48
 4th 2:32 VU Rivers 3 run (Openshaw PAT), 6-40, 2:57

| | MT | Vandy |
|-------------------------------------|----------|---------|
| FIRST DOWNS | 25 | 20 |
| Rushing..... | 6 | 12 |
| Passing..... | 19 | 6 |
| Penalty..... | 0 | 2 |
| NET YARDS RUSHING | 96 | 231 |
| Rushing Attempts..... | 21 | 45 |
| Average Per Rush..... | 4.6 | 5.1 |
| Rushing Touchdowns..... | 0 | 5 |
| Yards Gained Rushing..... | 111 | 249 |
| Yards Lost Rushing..... | 15 | 18 |
| NET YARDS PASSING | 399 | 113 |
| Completions-Attempts-Int..... | 38-65-1 | 15-28-0 |
| Average Per Attempt..... | 6.1 | 4.0 |
| Average Per Completion..... | 10.5 | 7.5 |
| Passing Touchdowns..... | 3 | 1 |
| TOTAL OFFENSE YARDS | 495 | 344 |
| Total offense plays..... | 86 | 73 |
| Average Gain Per Play..... | 5.8 | 4.7 |
| Fumbles: Number-Lost..... | 2-1 | 2-1 |
| Penalties: Number-Yards..... | 9-92 | 4-40 |
| PUNTS-YARDS | 4-154 | 5-197 |
| Average Yards Per Punt..... | 38.5 | 39.4 |
| Net Yards Per Punt..... | 35.8 | 36.4 |
| Inside 20..... | 1 | 3 |
| 50+ Yards..... | 0 | 3 |
| Touchbacks..... | 0 | 0 |
| Fair catch..... | 1 | 1 |
| KICKOFFS-YARDS | 6-358 | 8-504 |
| Average Yards Per Kickoff..... | 59.7 | 63.0 |
| Net Yards Per Kickoff..... | 36.3 | 46.6 |
| Touchbacks..... | 1 | 2 |
| Punt returns: Number-Yards-TD..... | 3-15-0 | 2-11-0 |
| Average Per Return..... | 5.0 | 5.5 |
| Kickoff returns: Number-Yds-TD..... | 4-81-0 | 4-115-0 |
| Average Per Return..... | 20.2 | 28.8 |
| Interceptions: Number-Yds-TD..... | 0-0-0 | 1-59-0 |
| Fumble Returns: Number-Yds-TD..... | 0-0-0 | 1-55-0 |
| Miscellaneous Yards..... | 0 | 0 |
| Possession Time..... | 28:58 | 31:02 |
| 1st Quarter..... | 8:48 | 6:12 |
| 2nd Quarter..... | 8:00 | 7:00 |
| 3rd Quarter..... | 4:26 | 10:34 |
| 4th Quarter..... | 7:44 | 7:16 |
| Third-Down Conversions..... | 10 of 19 | 4 of 12 |
| Fourth-Down Conversions..... | 0 of 2 | 1 of 2 |
| Red-Zone Scores-Chances..... | 3-4 | 7-7 |
| Touchdowns..... | 3-4 | 6-7 |
| Field goals..... | 0-4 | 1-7 |
| Sacks By: Number-Yards..... | 2-13 | 1-7 |
| PAT Kicks..... | 3-3 | 6-6 |
| Field Goals..... | 1-2 | 1-1 |
| Points off turnovers..... | 0 | 10 |

RUSHING: Middle Tennessee-MATHERS, I. 13-65; STOCKSTILL, B. 5-24; WEST, Terelle 2-11; GARNETT, Ruben 1-minus 4. Vanderbilt-Ralph Webb 29-211; K. Blasingame 6-19; Dallas Rivers 5-7; Josh Crawford 1-5; Trent Sherfield 1-4; Tommy Openshaw 1-minus 2; Kyle Shumur 2-minus 13.

PASSING: Middle Tennessee-STOCKSTILL, B. 38-65-1-399. Vanderbilt-Kyle Shumur 15-28-0-113.

RECEIVING: Middle Tennessee-JAMES, Richie 14-183; MATHERS, I. 6-63; LEE, Ty 6-53; SMITH, Patrick 5-57; WEST, Terelle 3-2; ANDERSON, D. 2-36; BROWN, Tyshawn 1-6; DUCKSWORTH, R. 1-6; STOCKSTILL, B. 0-minus 7. Vanderbilt-Trent Sherfield 4-26; Jared Pinkney 2-32; Sam Dobs 2-18; Kalija Lipscomb 1-16; K. Blasingame 1-9; Nathan Marcus 1-9; Sean Dowling 1-6; Bailey McElwain 1-4; C.J. Duncan 1-minus 2; Ralph Webb 1-minus 5.

INTERCEPTIONS: Middle Tennessee-None. Vanderbilt-Oren Burks 1-59.

FUMBLES: Middle Tennessee-GARNETT, Ruben 1-1; JAMES, Richie 1-0. Vanderbilt-K. Blasingame 1-1; Sam Dobs 1-0.

GAME #3

| | | |
|---|-------------------------|-----------|
| | Bowling Green | 21 |
| | Middle Tennessee | 41 |
| September 17, 2016 Bowling Green, OH Doyt Perry Stadium 16,384 3:22 71 degrees | | |

| Score by Quarters | 1 | 2 | 3 | 4 | Score |
|-------------------|----|----|---|---|-------|
| Middle Tennessee | 14 | 14 | 7 | 7 | 41 |
| Bowling Green | 14 | 7 | 0 | 0 | 21 |

1st 10:50 MT Lee 6 pass from Stockstill (Rooker PAT), 3-10, :33
 1st 8:17 BG Cleveland 1 run (Suder PAT), 4-21, :56
 1st 3:56 BG Wilson 4 run (Suder PAT), 9-84, 2:50
 1st 2:03 MT Mathers 53 run (Rooker PAT), 5-73, 1:45
 2nd 13:14 BG Wilson 1 run (Suder PAT), 1-1, :04
 2nd 1:42 MT James 16 pass from Stockstill (Rooker PAT), 9-80, 3:04
 2nd :30 MT Mathers 4 run (Rooker PAT), 3-46, :25
 3rd 14:41 MT Mathers 78 pass from Stockstill (Rooker PAT), 1-78, :12
 4th 4:01 MT Mathers 5 run (Rooker missed PAT), 6-26, 1:12

| | MT | BG |
|-------------------------------------|---------|---------|
| FIRST DOWNS | 20 | 24 |
| Rushing..... | 8 | 17 |
| Passing..... | 8 | 6 |
| Penalty..... | 4 | 1 |
| NET YARDS RUSHING | 158 | 304 |
| Rushing Attempts..... | 37 | 61 |
| Average Per Rush..... | 4.3 | 5.0 |
| Rushing Touchdowns..... | 3 | 3 |
| Yards Gained Rushing..... | 178 | 316 |
| Yards Lost Rushing..... | 20 | 12 |
| NET YARDS PASSING | 278 | 129 |
| Completions-Attempts-Int..... | 18-30-1 | 18-32-2 |
| Average Per Attempt..... | 9.3 | 4.0 |
| Average Per Completion..... | 15.4 | 7.2 |
| Passing Touchdowns..... | 3 | 0 |
| TOTAL OFFENSE YARDS | 436 | 433 |
| Total offense plays..... | 67 | 93 |
| Average Gain Per Play..... | 6.5 | 4.7 |
| Fumbles: Number-Lost..... | 3-1 | 3-2 |
| Penalties: Number-Yards..... | 3-36 | 8-79 |
| PUNTS-YARDS | 6-255 | 5-248 |
| Average Yards Per Punt..... | 42.5 | 49.6 |
| Net Yards Per Punt..... | 43.0 | 43.2 |
| Inside 20..... | 4 | 1 |
| 50+ Yards..... | 1 | 3 |
| Touchbacks..... | 0 | 1 |
| Fair catch..... | 0 | 0 |
| KICKOFFS-YARDS | 7-400 | 4-222 |
| Average Yards Per Kickoff..... | 57.1 | 55.5 |
| Net Yards Per Kickoff..... | 39.1 | 41.0 |
| Touchbacks..... | 3 | 0 |
| Punt returns: Number-Yards-TD..... | 2-12-0 | 2-3-0 |
| Average Per Return..... | 6.0 | -1.5 |
| Kickoff returns: Number-Yds-TD..... | 4-58-0 | 4-51-0 |
| Average Per Return..... | 14.5 | 12.8 |
| Interceptions: Number-Yds-TD..... | 2-30-0 | 1-47-0 |
| Fumble Returns: Number-Yds-TD..... | 0-0-0 | 0-0-0 |
| Miscellaneous Yards..... | 0 | 0 |
| Possession Time..... | 29:49 | 30:11 |
| 1st Quarter..... | 5:47 | 9:13 |
| 2nd Quarter..... | 10:12 | 4:48 |
| 3rd Quarter..... | 5:18 | 9:42 |
| 4th Quarter..... | 8:32 | 6:28 |
| Third-Down Conversions..... | 7 of 14 | 6 of 18 |
| Fourth-Down Conversions..... | 0 of 0 | 4 of 7 |
| Red-Zone Scores-Chances..... | 4-5 | 3-6 |
| Touchdowns..... | 4-5 | 3-6 |
| Field goals..... | 0-5 | 0-6 |
| Sacks By: Number-Yards..... | 2-6 | 1-9 |
| PAT Kicks..... | 5-6 | 3-3 |
| Field Goals..... | 0-1 | 0-0 |
| Points off turnovers..... | 20 | 14 |

RUSHING: Middle Tennessee-MATHERS, I. 27-157; WEST, Terelle 7-17; TEAM 2-minus 7; STOCKSTILL, B. 1-minus 9. Bowling Green-CLEVELAND, Josh 18-153; COPPET, Fred 27-117; WILSON, Donovan 10-36; KNPAPKE, James 5-3; MOORE, Ronnie 1-minus 5.

PASSING: Middle Tennessee-STOCKSTILL, B. 18-30-1-278. Bowling Green-KNPAPKE, James 18-32-2-129.

RECEIVING: Middle Tennessee-JAMES, Richie 6-82; MATHERS, I. 4-103; LEE, Ty 4-21; SMITH, Patrick 2-24; ANDREWS, Dennis 1-34; UPTON, Isiah 1-14. Bowling Green-MILLER, Scott 6-39; MOORE, Ronnie 4-17; PHOUTHAVONG, D. 3-24; REDDING, Teo 2-27; COPPET, Fred 2-20; CLEVELAND, Josh 1-2.

INTERCEPTIONS: Middle Tennessee-FELTON, Raynard 1-19; WARD, C. 1-11. Bowling Green-MACK, Alfonso 1-47.

FUMBLES: Middle Tennessee-MATHERS, I. 1-0; JAMES, Richie 1-1; ANDREWS, Dennis 1-0. Bowling Green-KNPAPKE, James 2-1; MOORE, Ronnie 1-1.

2016 GAME RECAPS



GAME #4

| | | |
|--|-------------------------|-----------|
| | LA Tech | 34 |
| | Middle Tennessee | 38 |

September 24, 2016 | Murfreesboro, TN
Floyd Stadium | 20,105 | 3:32 | 90 degrees

| Score by Quarters | 1 | 2 | 3 | 4 | Score |
|-------------------|---|----|----|----|-------|
| LA Tech | 7 | 13 | 7 | 7 | 34 |
| Middle Tennessee | 7 | 0 | 10 | 21 | 38 |

| | | | |
|-----|-------|----|--|
| 1st | 12:54 | LT | Henderson 70 pass from Higgins (Barnes PAT), 2-92, :47 |
| 1st | 1:34 | MT | Mathers 38 run (Rooker PAT), 5-85, 1:54 |
| 2nd | 10:31 | LT | Barnes 20 FG, 18-79, 6:03 |
| 2nd | 3:00 | LT | Barnes 49 FG, 12-63, 4:41 |
| 2nd | :20 | LT | Taylor 17 pass from Higgins (Barnes PAT), 6-61, :53 |
| 3rd | 9:15 | LT | Taylor 9 pass from Higgins (Barnes PAT), 11-80, 5:45 |
| 3rd | 7:40 | MT | Mathers 37 pass from Stockstill (Rooker PAT), 5-75, 1:35 |
| 3rd | 1:30 | MT | Rooker 33 FG, 12-67, 4:59 |
| 4th | 11:11 | MT | Mathers 7 run (Rooker PAT), 9-86, 2:33 |
| 4th | 6:58 | MT | Mathers 3 run (Rooker PAT), 7-58, 2:35 |
| 4th | 3:56 | LT | McKnight 1 run (Barnes PAT), 8-82, 3:02 |
| 4th | 2:36 | MT | Lee 23 pass from Stockstill (Rooker PAT), 5-75, 1:20 |

| | LT | MT |
|--------------------------------|--------------|--------------|
| FIRST DOWNS | 35 | 25 |
| Rushing | 8 | 9 |
| Passing | 24 | 15 |
| Penalty | 3 | 1 |
| NET YARDS RUSHING | 118 | 197 |
| Rushing Attempts | 37 | 33 |
| Average Per Rush | 3.2 | 6.0 |
| Rushing Touchdowns | 1 | 3 |
| Yards Gained Rushing | 138 | 210 |
| Yards Lost Rushing | 20 | 13 |
| NET YARDS PASSING | 504 | 356 |
| Completions-Attempts-Int | 36-59-0 | 27-46-0 |
| Average Per Attempt | 8.5 | 7.7 |
| Average Per Completion | 14.0 | 13.2 |
| Passing Touchdowns | 3 | 2 |
| TOTAL OFFENSE YARDS | 622 | 553 |
| Total offense plays | 96 | 79 |
| Average Gain Per Play | 6.5 | 7.0 |
| Fumbles: Number-Lost | 2-1 | 0-0 |
| Penalties: Number-Yards | 3-28 | 4-35 |
| PUNTS-YARDS | 5-193 | 5-222 |
| Average Yards Per Punt | 38.6 | 44.4 |
| Net Yards Per Punt | 37.2 | 44.2 |
| Inside 20 | 3 | 4 |
| 50+ Yards | 1 | 1 |
| Touchbacks | 0 | 0 |
| Fair catch | 2 | 1 |
| KICKOFFS-YARDS | 7-453 | 7-438 |
| Average Yards Per Kickoff | 64.7 | 62.6 |
| Net Yards Per Kickoff | 40.0 | 43.3 |
| Touchbacks | 5 | 1 |
| Punt returns: Number-Yards-TD | 1-1-0 | 1-7-0 |
| Average Per Return | 1.0 | 7.0 |
| Kickoff returns: Number-Yds-TD | 5-110-0 | 2-48-0 |
| Average Per Return | 22.0 | 24.0 |
| Interceptions: Number-Yds-TD | 0-0-0 | 0-0-0 |
| Fumble Returns: Number-Yds-TD | 0-0-0 | 0-0-0 |
| Miscellaneous Yards | 0 | 0 |
| Possession Time | 33:32 | 26:28 |
| 1st Quarter | 7:21 | 7:39 |
| 2nd Quarter | 10:03 | 4:57 |
| 3rd Quarter | 8:26 | 6:34 |
| 4th Quarter | 7:42 | 7:18 |
| Third-Down Conversions | 10 of 19 | 8 of 15 |
| Fourth-Down Conversions | 1 of 2 | 0 of 1 |
| Red-Zone Scores-Chances | 4-6 | 3-3 |
| Touchdowns | 3-6 | 2-3 |
| Field goals | 1-6 | 1-3 |
| Sacks By: Number-Yards | 1-8 | 2-12 |
| PAT Kicks | 4-4 | 5-5 |
| Field Goals | 2-2 | 1-1 |
| Points off turnovers | 0 | 0 |

RUSHING: LATECH-CRAFT, Jarred 20-91; HIGGINS, Ryan 10-14; MCKNIGHT, K. 3-7; SCOTT, Boston 2-7; HENDERSON, C. 1-3; HOLLY, Bobby 1-minus 4. Middle Tennessee-MATHERS, I. 21-163; STOCKSTILL, B. 9-33; WEST, Terelle 2-2; TEAM 1-minus 1.

PASSING: LATECH-HIGGINS, Ryan 36-59-0-504. Middle Tennessee-STOCKSTILL, B. 27-46-0-356.

RECEIVING: LATECH-TAYLOR, Trent 17-210; BONNETTE, R. 8-94; HENDERSON, C. 2-87; CRAFT, Jarred 2-45; MCKNIGHT, K. 2-22; SMITH, Conner 1-23; WATTS, Marlon 1-11; SMITH, Alfred 1-8; GAINES, Marcus 1-4; SCOTT, Boston 1-2. Middle Tennessee-SMITH, Patrick 7-62; JAMES, Richie 5-81; MATHERS, I. 5-74; ANDREWS, Dennis 4-67; LEE, Ty 3-53; WINDHAM, CJ 1-10; BLAIR, Ricky 1-7; ANDERSON, D. 1-2.

INTERCEPTIONS: LATECH-None. Middle Tennessee-None.

FUMBLES: LATECH-HIGGINS, Ryan 1-0; HOLLY, Bobby 1-1. Middle Tennessee-None.

GAME #5

| | | |
|--|-------------------------|-----------|
| | North Texas | 13 |
| | Middle Tennessee | 30 |

October 1, 2016 | Denton, TX
Apogee Stadium | 19,823 | 3:20 | 80 degrees

| Score by Quarters | 1 | 2 | 3 | 4 | Score |
|-------------------|---|----|---|----|-------|
| Middle Tennessee | 0 | 13 | 7 | 10 | 30 |
| North Texas | 7 | 0 | 0 | 6 | 13 |

| | | | |
|-----|-------|----|---|
| 1st | 7:21 | NT | Wilson 1 run (Moore PAT), 17-87, 7:39 |
| 2nd | 12:58 | MT | Rooker 25 FG, 16-80, 6:22 |
| 2nd | 9:24 | MT | Rooker 34 FG, 8-25, 1:54 |
| 2nd | :36 | MT | Andrews 11 pass from Stockstill (Rooker PAT), 10-84, 3:49 |
| 2nd | 3:14 | MT | Lee 9 pass from Stockstill (Rooker PAT), 12-91, 4:48 |
| 4th | 14:05 | MT | Rooker 36 FG, 8-54, 2:36 |
| 4th | 1:57 | NT | Smith 5 pass from Fine (Pass Failed), 10-51, 2:20 |
| 4th | 1:46 | MT | Mathers 46 run (Rooker PAT), 1-46, :11 |

| | MT | UNT |
|--------------------------------|--------------|--------------|
| FIRST DOWNS | 24 | 16 |
| Rushing | 7 | 3 |
| Passing | 13 | 11 |
| Penalty | 4 | 2 |
| NET YARDS RUSHING | 182 | 5 |
| Rushing Attempts | 92 | 22 |
| Average Per Rush | 5.7 | 0.2 |
| Rushing Touchdowns | 1 | 1 |
| Yards Gained Rushing | 193 | 43 |
| Yards Lost Rushing | 11 | 38 |
| NET YARDS PASSING | 295 | 303 |
| Completions-Attempts-Int | 24-45-1 | 33-54-0 |
| Average Per Attempt | 6.6 | 5.6 |
| Average Per Completion | 12.3 | 9.2 |
| Passing Touchdowns | 2 | 1 |
| TOTAL OFFENSE YARDS | 477 | 308 |
| Total offense plays | 77 | 76 |
| Average Gain Per Play | 6.2 | 4.1 |
| Fumbles: Number-Lost | 0-0 | 2-0 |
| Penalties: Number-Yards | 9-79 | 9-90 |
| PUNTS-YARDS | 5-194 | 8-413 |
| Average Yards Per Punt | 38.8 | 51.6 |
| Net Yards Per Punt | 37.8 | 47.6 |
| Inside 20 | 2 | 4 |
| 50+ Yards | 0 | 6 |
| Touchbacks | 0 | 0 |
| Fair catch | 1 | 3 |
| KICKOFFS-YARDS | 7-411 | 2-119 |
| Average Yards Per Kickoff | 58.7 | 59.5 |
| Net Yards Per Kickoff | 40.0 | 34.5 |
| Touchbacks | 3 | 2 |
| Fair catch | 1 | 2 |
| Punt returns: Number-Yards-TD | 3-32-0 | 2-5-0 |
| Average Per Return | 10.7 | 2.5 |
| Kickoff returns: Number-Yds-TD | 0-0-0 | 4-56-0 |
| Average Per Return | 0.0 | 14.0 |
| Interceptions: Number-Yds-TD | 0-0-0 | 1-0-0 |
| Fumble Returns: Number-Yds-TD | 0-0-0 | 0-0-0 |
| Miscellaneous Yards | 0 | 0 |
| Possession Time | 32:00 | 28:00 |
| 1st Quarter | 5:22 | 9:38 |
| 2nd Quarter | 9:03 | 5:57 |
| 3rd Quarter | 11:13 | 3:47 |
| 4th Quarter | 6:22 | 8:38 |
| Third-Down Conversions | 11 of 19 | 6 of 18 |
| Fourth-Down Conversions | 0 of 0 | 1 of 2 |
| Red-Zone Scores-Chances | 5-5 | 2-4 |
| Touchdowns | 2-5 | 2-4 |
| Field goals | 3-5 | 0-4 |
| Sacks By: Number-Yards | 4-26 | 1-5 |
| PAT Kicks | 3-3 | 1-1 |
| Field Goals | 3-3 | 0-0 |
| Points off turnovers | 0 | 0 |

RUSHING: Middle Tennessee-MATHERS, I. 24-135; STOCKSTILL, B. 7-41; WEST, Terelle 1-6. North Texas-WILSON, Jeffrey 10-24; IVERY, Willy 1-1; TUCKER, Andrew 1-minus 4; FINE, Mason 10-minus 16.

PASSING: Middle Tennessee-STOCKSTILL, B. 24-45-1-295. North Texas-FINE, Mason 33-54-0-303.

RECEIVING: Middle Tennessee-JAMES, Richie 8-134; LEE, Ty 5-60; UPTON, Isiah 3-8; ANDERSON, D. 2-34; SMITH, Patrick 2-29; MATHERS, I. 2-7; SMITH, Jevontey 1-12; ANDREWS, Dennis 1-11. North Texas-GOREE, Terian 9-100; BUYERS, Kenny 6-27; THOMPSON, T. 4-85; KHAN, Daniel 3-24; BUSSEY, Rico 3-14; WILSON, Jeffrey 3-9; SMITH, Kelvin 2-21; ROBINSON, W. 2-14; WILSON, Tyler 1-9.

INTERCEPTIONS: Middle Tennessee-None. North Texas-McCLAIN, K. 1-0.

FUMBLES: Middle Tennessee-None. North Texas-GOREE, Terian 1-0; FINE, Mason 1-0.

GAME #6

| | | |
|--|-------------------------|-----------|
| | WKU | 44 |
| | Middle Tennessee | 43 |

October 15, 2016 | Murfreesboro, TN
Floyd Stadium | 22,411 | 3:25 | 83 degrees

| Score by Quarters | 1 | 2 | 3 | 4 | OT | OT | Score |
|-------------------|---|----|---|----|----|----|-------|
| WKU | 3 | 17 | 7 | 3 | 7 | 7 | 44 |
| Middle Tennessee | 3 | 17 | 0 | 10 | 7 | 6 | 43 |

| | | | |
|-----|-------|-----|---|
| 1st | 6:24 | MT | Rooker 36 FG, 8-54, 3:28 |
| 1st | 2:29 | WKU | Simcox 41 FG, 7-51, 3:55 |
| 2nd | 13:28 | MT | Mathers 2 run (Rooker PAT), 10-75, 4:01 |
| 2nd | 8:10 | WKU | Wales 1 run (Simcox PAT), 12-60, 5:18 |
| 2nd | 4:17 | MT | Rooker 42 FG, 11-51, 3:53 |
| 2nd | 1:46 | WKU | Taylor 45 pass from White (Simcox PAT), 6-72, 2:31 |
| 2nd | :31 | MT | James 28 pass from Stockstill (Rooker PAT), 6-75, 1:15 |
| 2nd | :00 | WKU | Simcox 52 FG, 4-32, :31 |
| 3rd | 10:02 | MT | Johnson 4 pass from White (Simcox PAT), 9-86, 3:32 |
| 4th | 14:13 | MT | James 38 pass from Stockstill (Rooker PAT), 12-96, 4:48 |
| 4th | 3:48 | MT | Rooker 25 FG, 9-60, 4:11 |
| 4th | :05 | WKU | Simcox 18 FG, 10-77, 1:26 |
| OT | | WKU | Wales 25 run (Simcox PAT), 1-25, :00 |
| OT | | MT | Mathers 3 run (Rooker PAT), 3-25, :00 |
| OT | | MT | Andrews 5 pass from Stockstill (PAT Failed), 6-25, :00 |
| OT | | WKU | Wales 1 run (Simcox PAT), 6-25, :00 |

| | WKU | MT |
|--------------------------------|--------------|--------------|
| FIRST DOWNS | 28 | 32 |
| Rushing | 12 | 7 |
| Passing | 15 | 22 |
| Penalty | 1 | 3 |
| NET YARDS RUSHING | 130 | 171 |
| Rushing Attempts | 37 | 32 |
| Average Per Rush | 3.5 | 5.3 |
| Rushing Touchdowns | 3 | 2 |
| Yards Gained Rushing | 191 | 180 |
| Yards Lost Rushing | 61 | 9 |
| NET YARDS PASSING | 391 | 434 |
| Completions-Attempts-Int | 29-40-1 | 42-54-1 |
| Average Per Attempt | 9.8 | 8.0 |
| Average Per Completion | 13.5 | 10.3 |
| Passing Touchdowns | 2 | 3 |
| TOTAL OFFENSE YARDS | 521 | 605 |
| Total offense plays | 77 | 86 |
| Average Gain Per Play | 6.8 | 7.0 |
| Fumbles: Number-Lost | 2-0 | 0-0 |
| Penalties: Number-Yards | 7-64 | 4-30 |
| PUNTS-YARDS | 2-97 | 2-63 |
| Average Yards Per Punt | 48.5 | 31.5 |
| Net Yards Per Punt | 48.5 | 31.5 |
| Inside 20 | 1 | 1 |
| 50+ Yards | 0 | 0 |
| Touchbacks | 0 | 0 |
| Fair catch | 1 | 2 |
| KICKOFFS-YARDS | 6-390 | 7-393 |
| Average Yards Per Kickoff | 65.0 | 56.1 |
| Net Yards Per Kickoff | 39.3 | 37.0 |
| Touchbacks | 5 | 3 |
| Punt returns: Number-Yards-TD | 0-0-0 | 0-0-0 |
| Average Per Return | 0.0 | 0.0 |
| Kickoff returns: Number-Yds-TD | 4-59-0 | 1-29-0 |
| Average Per Return | 14.8 | 29.0 |
| Interceptions: Number-Yds-TD | 1-52-0 | 1-0-0 |
| Fumble Returns: Number-Yds-TD | 0-0-0 | 0-0-0 |
| Possession Time | 29:11 | 30:49 |
| 1st Quarter | 9:03 | 5:57 |
| 2nd Quarter | 8:20 | 6:40 |
| 3rd Quarter | 5:36 | 9:24 |
| 4th Quarter | 6:12 | 8:48 |
| OT Quarter | 0:00 | 0:00 |
| Third-Down Conversions | 6 of 13 | 9 of 16 |
| Fourth-Down Conversions | 1 of 2 | 0 of 1 |
| Red-Zone Scores-Chances | 4-6 | 5-6 |
| Touchdowns | 3-6 | 3-6 |
| Field goals | 1-6 | 2-6 |
| Sacks By: Number-Yards | 0-0 | 2-8 |
| PAT Kicks | 5-5 | 4-5 |
| Field Goals | 3-4 | 3-3 |
| Points off turnovers | 0 | 0 |

RUSHING: WKU-WALES, Anthony 27-158; BAKER, Quinton 2-9; FANT, Nacarius 2-3; NUSS, Ryan 1-minus 17; WHITE, Mike 5-minus 23. Middle Tennessee-MATHERS, I. 22-143; STOCKSTILL, B. 5-18; JAMES, Richie 1-6; WEST, Terelle 4-4.

PASSING: WKU-WHITE, Mike 29-40-1-391. Middle Tennessee-STOCKSTILL, B. 42-54-1-434.

RECEIVING: WKU-TAYLOR, Taywan 12-197; NORRIS, N. 7-87; FANT, Nacarius 5-75; JACKSON, Lucky 1-11; MAXWELL, D. 1-8; DONATELL, S. 1-5; WALES, Anthony 1-4; JOHNSON, S. 1-4. Middle Tennessee-JAMES, Richie 16-223; LEE, Ty 8-73; MATHERS, I. 7-35; ANDREWS, Dennis 4-47; UPTON, Isiah 2-10; ANDERSON, D. 1-23; SMITH, Patrick 1-17; SMITH, Jevontey 1-3; WINDHAM, CJ 1-2; LINDER, Max 1-1.

INTERCEPTIONS: WKU-BROWN, Keith 1-52. Middle Tennessee-CUTRER, Jeremy 1

| GAME #7 | | | | |
|--|-------------------------|--|--|-----------|
| | Missouri | | | 45 |
| | Middle Tennessee | | | 51 |
| October 22, 2016 Columbia, MO Memorial Stadium 52,351 4:00 70 degrees | | | | |

| Score by Quarters | 1 | 2 | 3 | 4 | Score |
|-------------------|----|----|---|----|-------|
| Middle Tennessee | 13 | 21 | 7 | 10 | 51 |
| Missouri | 14 | 14 | 7 | 10 | 45 |

- 1st 11:00 MT Andrews 15 pass from Stockstill (Rooker PAT), 5-84, 1:55
- 1st 7:57 MT Rooker 39 FG, 4-4, 1:34
- 1st 5:28 MZ Crockett 4 run (McCann PAT), 9-79, 2:24
- 1st 2:43 MT Rooker 28 FG, 10-64, 2:45
- 1st :54 MZ Blanton 15 pass from Lock (McCann PAT), 9-75, 1:49
- 2nd 12:47 MZ Crockett 4 run (McCann PAT), 8-53, 2:13
- 2nd 12:20 MT Mathers 71 run (Rooker PAT), 2-75, :27
- 2nd 6:59 MT James 56 pass from Stockstill (Rooker PAT), 8-80, 3:13
- 2nd 4:02 MZ Crockett 2 run (McCann PAT), 9-72, 2:51
- 2nd 1:32 MT James 7 run (Rooker PAT), 1-7, :08
- 3rd 13:27 MZ Crockett 21 run (McCann PAT), 5-61, 1:03
- 3rd 11:17 MT Mathers 4 pass from Stockstill (Rooker PAT), 9-75, 2:10
- 4th 14:14 MZ McCann 21 FG, 13-66, 4:15
- 4th 10:31 MT Andrews 5 pass from Stockstill (Rooker PAT), 10-75, 3:43
- 4th 8:44 MZ Wingo 17 pass from Lock (McCann PAT), 10-75, 1:47
- 4th 6:17 MT Rooker 21 FG, 5-72, 2:27

| | MT | MIZZ |
|-------------------------------------|---------|---------|
| FIRST DOWNS | 27 | 36 |
| Rushing..... | 11 | 21 |
| Passing..... | 11 | 13 |
| Penalty..... | 5 | 2 |
| NET YARDS RUSHING | 311 | 348 |
| Rushing Attempts..... | 40 | 64 |
| Average Per Rush..... | 7.8 | 5.4 |
| Rushing Touchdowns..... | 2 | 4 |
| Yards Gained Rushing..... | 322 | 384 |
| Yards Lost Rushing..... | 11 | 36 |
| NET YARDS PASSING | 284 | 281 |
| Completions-Attempts-Int..... | 24-42-0 | 20-40-0 |
| Average Per Attempt..... | 6.8 | 7.0 |
| Average Per Completion..... | 11.8 | 14.1 |
| Passing Touchdowns..... | 4 | 2 |
| TOTAL OFFENSE YARDS | 595 | 629 |
| Total offense plays..... | 82 | 104 |
| Average Gain Per Play..... | 7.3 | 6.0 |
| Fumbles: Number-Lost..... | 0-0 | 3-2 |
| Penalties: Number-Yards..... | 9-65 | 13-114 |
| PUNTS-YARDS | 4-164 | 4-170 |
| Average Yards Per Punt..... | 41.0 | 42.5 |
| Net Yards Per Punt..... | 34.0 | 40.2 |
| Inside 20..... | 0 | 2 |
| 50+ Yards..... | 0 | 0 |
| Touchbacks..... | 0 | 0 |
| Fair catch..... | 0 | 2 |
| KICKOFFS-YARDS | 10-613 | 8-520 |
| Average Yards Per Kickoff..... | 61.3 | 65.0 |
| Net Yards Per Kickoff..... | 40.3 | 40.0 |
| Touchbacks..... | 3 | 8 |
| Punt returns: Number-Yards-TD..... | 1-9-0 | 3-28-0 |
| Average Per Return..... | 9.0 | 9.3 |
| Kickoff returns: Number-Yds-TD..... | 0-0-0 | 7-135-0 |
| Average Per Return..... | 0.0 | 19.3 |
| Interceptions: Number-Yds-TD..... | 0-0-0 | 0-0-0 |
| Fumble Returns: Number-Yds-TD..... | 0-0-0 | 0-0-0 |
| Miscellaneous Yards..... | 0 | 0 |
| Possession Time..... | 32:14 | 27:46 |
| 1st Quarter..... | 7:08 | 7:52 |
| 2nd Quarter..... | 5:29 | 9:31 |
| 3rd Quarter..... | 8:48 | 6:12 |
| 4th Quarter..... | 10:49 | 4:11 |
| Third-Down Conversions..... | 6 of 15 | 5 of 16 |
| Fourth-Down Conversions..... | 1 of 1 | 3 of 5 |
| Red-Zone Scores-Chances..... | 6-6 | 6-6 |
| Touchdowns..... | 4-6 | 5-6 |
| Field goals..... | 2-6 | 1-6 |
| Sacks By: Number-Yards..... | 2-9 | 0-0 |
| PAT Kicks..... | 6-6 | 6-6 |
| Field Goals..... | 3-4 | 1-1 |
| Points off turnovers..... | 10 | 0 |

RUSHING: Middle Tennessee-MATHERS, I. 28-215; STOCKSTILL, B. 6-81; WEST, Terelle 3-15; JAMES, Richie 2-5; TEAM 1-minus 5. Missouri-Crockett, D 29-156; Witter, Ish 19-121; Lock, Drew 10-53; Mason, D 1-20; Johnson, J 1-8; Augusta, Josh 2-5; TEAM 2-minus 25.

PASSING: Middle Tennessee-STOCKSTILL, B. 23-41-0-280; JAMES, Richie 1-1-0-4. Missouri-Lock, Drew 20-40-0-281.

RECEIVING: Middle Tennessee-MATHERS, I. 8-48; JAMES, Richie 5-129; ANDREWS, Dennis 5-65; LEE, Ty 2-23; SMITH, Patrick 2-13; STOCKSTILL, B. 1-4; UPTON, Isaiah 1-2. Missouri-Mason, D 5-41; Hall, Emanuel 3-40; Calkin, Sean 3-34; Moore, J'Mon 2-74; Blanton, K 2-37; Wingo, Ray 1-17; Reese, Jason 1-15; Johnson, J 1-14; Witter, Ish 1-6; Crockett, D 1-3.

INTERCEPTIONS: Middle Tennessee-None. Missouri-None.

FUMBLES: Middle Tennessee-None. Missouri-Lock, Drew 2-1; Moore, J'Mon 1-1.

| GAME #8 | | | | |
|--|-------------------------|--|--|-----------|
| | FIU | | | 35 |
| | Middle Tennessee | | | 42 |
| October 29, 2016 Miami, FL FIU Stadium 14,413 3:01 77 degrees | | | | |

| Score by Quarters | 1 | 2 | 3 | 4 | Score |
|-------------------|----|---|---|----|-------|
| Middle Tennessee | 21 | 7 | 0 | 14 | 42 |
| FIU | 14 | 7 | 0 | 14 | 35 |

- 1st 13:41 MT Lee 26 pass from Stockstill (Rooker PAT), 5-75, 1:19
- 1st 11:04 MT Lee 19 pass from Stockstill (Rooker PAT), 3-74, :42
- 1st 9:09 MT Mathers 9 run (Rooker PAT), 4-60, :53
- 1st 6:58 FIU Smith 27 pass from McGough (Taylor PAT), 5-73, 2:11
- 1st 1:42 FIU Owens 10 pass from McGough (Taylor PAT), 9-52, 4:24
- 2nd 3:53 MT James 15 pass from Stockstill (Rooker PAT), 6-43, 2:45
- 2nd :35 FIU McGough 7 run (Taylor PAT), 8-75, 3:18
- 4th 12:45 FIU Owens 24 pass from McGough (Taylor PAT), 12-78, 5:51
- 4th 11:58 MT James 52 pass from Stockstill (Rooker PAT), 3-75, :47
- 4th 5:43 FIU Jones 1 run (Taylor PAT), 13-81, 6:15
- 4th 1:22 MT DJ Sanders 48 INT Return (Rooker PAT)

| | MT | FIU |
|-------------------------------------|---------|---------|
| FIRST DOWNS | 23 | 26 |
| Rushing..... | 7 | 11 |
| Passing..... | 16 | 15 |
| Penalty..... | 0 | 0 |
| NET YARDS RUSHING | 134 | 210 |
| Rushing Attempts..... | 19 | 44 |
| Average Per Rush..... | 7.1 | 4.8 |
| Rushing Touchdowns..... | 1 | 2 |
| Yards Gained Rushing..... | 140 | 229 |
| Yards Lost Rushing..... | 6 | 19 |
| NET YARDS PASSING | 332 | 307 |
| Completions-Attempts-Int..... | 22-35-0 | 27-40-1 |
| Average Per Attempt..... | 9.5 | 7.7 |
| Average Per Completion..... | 15.1 | 11.4 |
| Passing Touchdowns..... | 4 | 3 |
| TOTAL OFFENSE YARDS | 466 | 517 |
| Total offense plays..... | 54 | 84 |
| Average Gain Per Play..... | 8.6 | 6.2 |
| Fumbles: Number-Lost..... | 0-0 | 3-2 |
| Penalties: Number-Yards..... | 2-30 | 3-25 |
| PUNTS-YARDS | 6-234 | 5-208 |
| Average Yards Per Punt..... | 39.0 | 41.6 |
| Net Yards Per Punt..... | 32.7 | 36.2 |
| Inside 20..... | 1 | 1 |
| 50+ Yards..... | 1 | 1 |
| Touchbacks..... | 1 | 0 |
| Fair catch..... | 1 | 0 |
| KICKOFFS-YARDS | 7-419 | 6-366 |
| Average Yards Per Kickoff..... | 59.9 | 61.0 |
| Net Yards Per Kickoff..... | 41.9 | 38.5 |
| Touchbacks..... | 2 | 5 |
| Punt returns: Number-Yards-TD..... | 1-27-0 | 1-18-0 |
| Average Per Return..... | 27.0 | 18.0 |
| Kickoff returns: Number-Yds-TD..... | 1-10-0 | 5-76-0 |
| Average Per Return..... | 10.0 | 15.2 |
| Interceptions: Number-Yds-TD..... | 1-48-1 | 0-0-0 |
| Fumble Returns: Number-Yds-TD..... | 1-6-0 | 0-0-0 |
| Miscellaneous Yards..... | 0 | 0 |
| Possession Time..... | 20:28 | 39:32 |
| 1st Quarter..... | 5:00 | 10:00 |
| 2nd Quarter..... | 5:24 | 9:36 |
| 3rd Quarter..... | 4:37 | 10:23 |
| 4th Quarter..... | 5:27 | 9:33 |
| Third-Down Conversions..... | 2 of 8 | 6 of 16 |
| Fourth-Down Conversions..... | 0 of 0 | 4 of 4 |
| Red-Zone Scores-Chances..... | 3-3 | 3-3 |
| Touchdowns..... | 3-3 | 3-3 |
| Field goals..... | 0-3 | 0-3 |
| Sacks By: Number-Yards..... | 2-12 | 1-2 |
| PAT Kicks..... | 6-6 | 5-5 |
| Field Goals..... | 0-0 | 0-0 |
| Points off turnovers..... | 14 | 0 |

RUSHING: Middle Tennessee-MATHERS, I. 14-112; STOCKSTILL, B. 3-23; WEST, Terelle 1-2; TEAM 1-minus 3. FIU-GARDNER, Alex 19-95; JONES, Anthony 12-61; MCGOUGH, Alex 9-46; ALEXANDER, M. 4-8.

PASSING: Middle Tennessee-STOCKSTILL, B. 22-35-0-332. FIU-MCGOUGH, Alex 27-40-1-307; ALEXANDER, M. 0-0-0-0.

RECEIVING: Middle Tennessee-JAMES, Richie 6-127; LEE, Ty 6-100; MATHERS, I. 6-69; SMITH, Patrick 2-24; ANDREWS, Dennis 1-12; LINDER, Max 1-0. FIU-OWENS, Thomas 6-83; SMITH, Jonnu 6-75; SCOTT, Darius 5-68; GARDNER, Alex 4-28; THOMAS, S. 3-14; JONES, Anthony 2-20; BRANISEL, AJ 1-9.

INTERCEPTIONS: Middle Tennessee-SANDERS, DJ 1-48. FIU-None.

FUMBLES: Middle Tennessee-None. FIU-MCGOUGH, Alex 2-1; GARDNER, Alex 1-1.

| GAME #9 | | | | |
|---|-------------------------|--|--|-----------|
| | UTSA | | | 45 |
| | Middle Tennessee | | | 25 |
| November 5, 2016 Murfreesboro, TN Floyd Stadium 13,505 3:08 71 degrees | | | | |

| Score by Quarters | 1 | 2 | 3 | 4 | Score |
|-------------------|----|----|----|---|-------|
| UTSA | 14 | 14 | 14 | 3 | 45 |
| Middle Tennessee | 7 | 3 | 7 | 8 | 25 |

- 1st 10:12 UT Williams 6 run (Falcon PAT), 11-66, 4:48
- 1st 8:47 MT Andrews 16 pass from Stockstill (Rooker PAT), 5-75, 1:25
- 1st 2:14 UT Rhodes 26 run (Falcon PAT), 5-43, 2:30
- 2nd 6:13 UT Williams 2 run (Falcon PAT), 15-70, 6:55
- 2nd 1:27 UT Stewart 16 pass from Sturm (Falcon PAT), 9-40, 3:59
- 2nd :00 MT Rooker 30 FG, 7-62, 1:27
- 3rd 11:37 MT James 53 pass from Urzua (Rooker PAT), 5-80, 1:16
- 3rd 10:55 UT Williams 22 run (Falcon PAT), 2-39, :42
- 3rd :49 UT Sturm 1 run (Falcon PAT), 7-49, 3:10
- 4th 7:11 MT West 1 run (Urzua to Windham), 9-83, 3:20
- 4th 4:10 UT Falcon 38 FG, 6-16, 3:01

| | UTSA | MT |
|-------------------------------------|----------|---------|
| FIRST DOWNS | 24 | 19 |
| Rushing..... | 16 | 9 |
| Passing..... | 7 | 9 |
| Penalty..... | 1 | 1 |
| NET YARDS RUSHING | 270 | 110 |
| Rushing Attempts..... | 59 | 28 |
| Average Per Rush..... | 4.6 | 3.9 |
| Rushing Touchdowns..... | 5 | 1 |
| Yards Gained Rushing..... | 287 | 155 |
| Yards Lost Rushing..... | 17 | 45 |
| NET YARDS PASSING | 108 | 259 |
| Completions-Attempts-Int..... | 9-21-2 | 22-38-3 |
| Average Per Attempt..... | 5.1 | 6.8 |
| Average Per Completion..... | 12.0 | 11.8 |
| Passing Touchdowns..... | 1 | 2 |
| TOTAL OFFENSE YARDS | 378 | 369 |
| Total offense plays..... | 80 | 66 |
| Average Gain Per Play..... | 4.7 | 5.6 |
| Fumbles: Number-Lost..... | 1-0 | 1-1 |
| Penalties: Number-Yards..... | 3-25 | 4-32 |
| PUNTS-YARDS | 4-172 | 4-140 |
| Average Yards Per Punt..... | 43.0 | 35.0 |
| Net Yards Per Punt..... | 40.8 | 35.0 |
| Inside 20..... | 1 | 0 |
| 50+ Yards..... | 0 | 0 |
| Touchbacks..... | 0 | 0 |
| Fair catch..... | 1 | 4 |
| KICKOFFS-YARDS | 8-488 | 3-182 |
| Average Yards Per Kickoff..... | 61.0 | 60.7 |
| Net Yards Per Kickoff..... | 39.6 | 25.0 |
| Touchbacks..... | 4 | 1 |
| Punt returns: Number-Yards-TD..... | 0-0-0 | 2-9-0 |
| Average Per Return..... | 0.0 | 4.5 |
| Kickoff returns: Number-Yds-TD..... | 2-82-0 | 4-71-0 |
| Average Per Return..... | 41.0 | 17.8 |
| Interceptions: Number-Yds-TD..... | 3-2-0 | 2-14-0 |
| Fumble Returns: Number-Yds-TD..... | 0-0-0 | 0-0-0 |
| Miscellaneous Yards..... | 0 | 0 |
| Possession Time..... | 37:50 | 22:10 |
| 1st Quarter..... | 9:50 | 5:10 |
| 2nd Quarter..... | 10:54 | 4:06 |
| 3rd Quarter..... | 8:24 | 6:36 |
| 4th Quarter..... | 8:42 | 6:18 |
| Third-Down Conversions..... | 11 of 19 | 2 of 12 |
| Fourth-Down Conversions..... | 2 of 2 | 0 of 2 |
| Red-Zone Scores-Chances..... | 5-6 | 3-3 |
| Touchdowns..... | 4-6 | 2-3 |
| Field goals..... | 1-6 | 1-3 |
| Sacks By: Number-Yards..... | 5-33 | 0-0 |
| PAT Kicks..... | 6-6 | 2-2 |
| Field Goals..... | 1-1 | 1-1 |
| Points off turnovers..... | 7 | 0 |

RUSHING: UTSA-Williams, J 21-109; Rhodes 18-81; Sturm 8-49; Clay 7-25; Guidry 2-5; Johnson 1-2; Winnegan 1-0; Team 1-minus 1. Middle Tennessee-MATHERS, I. 15-93; LEE, Ty 1-25; WEST, Terelle 4-25; STOCKSTILL, B. 4-minus 3; URZUA, John 4-minus 30.

PASSING: UTSA-Sturm 9-20-2-108; Jones,B 0-1-0-0. Middle Tennessee-URZUA, John 14-27-3-161; STOCKSTILL, B. 8-11-0-98.

RECEIVING: UTSA-Stewart 3-38; Jones,B 2-18; Williams, J 1-20; McNair 1-17; Taylor 1-14; Rhodes 1-1. Middle Tennessee-MATHERS, I. 8-63; JAMES, Richie 5-100; ANDREWS, Dennis 4-40; LEE, Ty 3-41; BROWN, Tyshawn 1-13; SMITH, Patrick 1-2.

INTERCEPTIONS: UTSA-Egwuagu 1-0; Davis 1-0; Moore 1-minus 2. Middle Tennessee-WARD, C. 1-14; MINTER, Mike 1-0.

FUMBLES: UTSA-Rhodes 1-0. Middle Tennessee-URZUA, John 1-1.



GAME #10

| | |
|-------------------------|-----------|
| Marshall | 42 |
| Middle Tennessee | 17 |

November 12, 2016 | Huntington, WV
Edwards Stadium | 20,841 | 3:05 | 44 degrees

| Score by Quarters | 1 | 2 | 3 | 4 | Score |
|-------------------|----|---|---|----|-------|
| Middle Tennessee | 10 | 7 | 0 | 0 | 17 |
| Marshall | 7 | 7 | 7 | 21 | 42 |

- 1st 12:36 MU Foster 3 run (Curraj PAT), 4-39, 1:12
- 1st 6:33 MT Rooker 38 FG, 5-26, 1:50
- 1st :25 MT Andrews 7 pass from Urzua (Rooker PAT), 8-79, 4:15
- 2nd 9:17 MU Hunt 25 pass from Litton (Curraj PAT), 14-80, 6:08
- 2nd 2:56 MT Mathers 1 run (Rooker PAT), 15-75, 6:21
- 3rd 11:13 MU Hunt 28 pass from Litton (Curraj PAT), 9-74, 3:47
- 4th 13:23 MT Anderson 15 run (Curraj PAT), 3-35, 1:17
- 4th 12:03 MU Knight 9 pass from Litton (Curraj PAT), 3-31, 1:00
- 4th 6:24 MT Foster 22 pass from Litton (Curraj PAT), 9-49, 5:03

| | MT | MU |
|-------------------------------------|---------|---------|
| FIRST DOWNS | 15 | 29 |
| Rushing..... | 3 | 13 |
| Passing..... | 11 | 13 |
| Penalty..... | 1 | 3 |
| NET YARDS RUSHING | 63 | 207 |
| Rushing Attempts..... | 25 | 41 |
| Average Per Rush..... | 2.5 | 5.0 |
| Rushing Touchdowns..... | 1 | 2 |
| Yards Gained Rushing..... | 90 | 229 |
| Yards Lost Rushing..... | 27 | 22 |
| NET YARDS PASSING | 220 | 246 |
| Completions-Attempts-Int..... | 25-37-2 | 21-37-0 |
| Average Per Attempt..... | 5.9 | 6.6 |
| Average Per Completion..... | 8.8 | 11.7 |
| Passing Touchdowns..... | 1 | 4 |
| TOTAL OFFENSE YARDS | 283 | 453 |
| Total offense plays..... | 62 | 78 |
| Average Gain Per Play..... | 4.6 | 5.8 |
| Fumbles: Number-Lost..... | 3-2 | 1-0 |
| Penalties: Number-Yards..... | 5-42 | 3-35 |
| PUNTS-YARDS | 6-219 | 5-186 |
| Average Yards Per Punt..... | 36.5 | 37.2 |
| Net Yards Per Punt..... | 35.2 | 37.2 |
| Inside 20..... | 1 | 1 |
| 50+ Yards..... | 0 | 0 |
| Touchbacks..... | 0 | 0 |
| Fair catch..... | 4 | 3 |
| KICKOFFS-YARDS | 4-239 | 7-444 |
| Average Yards Per Kickoff..... | 59.8 | 63.4 |
| Net Yards Per Kickoff..... | 47.8 | 41.0 |
| Touchbacks..... | 0 | 3 |
| Punt returns: Number-Yards-TD..... | 1-0-0 | 2-8-0 |
| Average Per Return..... | 0.0 | 4.0 |
| Kickoff returns: Number-Yds-TD..... | 4-82-0 | 4-48-0 |
| Average Per Return..... | 20.5 | 12.0 |
| Interceptions: Number-Yds-TD..... | 0-0-0 | 2-26-0 |
| Fumble Returns: Number-Yds-TD..... | 0-0-0 | 0-0-0 |
| Miscellaneous Yards..... | 0 | 0 |
| Possession Time..... | 27:18 | 32:42 |
| 1st Quarter..... | 9:16 | 5:44 |
| 2nd Quarter..... | 7:23 | 7:37 |
| 3rd Quarter..... | 5:39 | 9:21 |
| 4th Quarter..... | 5:00 | 10:00 |
| Third-Down Conversions..... | 5 of 14 | 6 of 14 |
| Fourth-Down Conversions..... | 1 of 1 | 2 of 3 |
| Red-Zone Scores-Chances..... | 2-2 | 3-3 |
| Touchdowns..... | 2-2 | 3-3 |
| Field goals..... | 0-2 | 0-3 |
| Sacks By: Number-Yards..... | 0-0 | 3-17 |
| PAT Kicks..... | 2-2 | 6-6 |
| Field Goals..... | 1-1 | 0-0 |
| Points off turnovers..... | 0 | 21 |

RUSHING: Middle Tennessee-MATHERS, I. 15-45; JAMES, Richie 1-21; GARNETT, Ruben 5-9; LEE, Ty 1-5; URZUA, John 3-minus 17. MARSHALL-ANDERSON, A. 16-109; PITTMAN, Tony 15-88; FOSTER, Hyleck 7-30; TEAM 2-minus 4; VEDVIK, Kaare 1-minus 16.

PASSING: Middle Tennessee-URZUA, John 25-37-2-220. MARSHALL-LITTON, Chase 21-37-0-246.

RECEIVING: Middle Tennessee-JAMES, Richie 12-122; LEE, Ty 5-39; MATHERS, I. 5-27; ANDREWS, Dennis 2-27; WINDHAM, CJ 1-5. MARSHALL-KNIGHT, Josh 6-73; HUNT, Justin 5-87; BYRD, Emanuel 4-33; YURACHEK, Ryan 3-18; CLARK, Michael 2-13; FOSTER, Hyleck 1-22.

INTERCEPTIONS: Middle Tennessee-None. MARSHALL-RICHARDSON, T. 1-26; NEELY, Corey 1-0.

FUMBLES: Middle Tennessee-MATHERS, I. 2-2; GARNETT, Ruben 1-0. MARSHALL-VEDVIK, Kaare 1-0.

GAME #11

| | |
|-------------------------|-----------|
| Charlotte | 31 |
| Middle Tennessee | 38 |

November 19, 2016 | Charlotte, NC
J. Richardson Stadium | 13,433 | 3:36 | 71 degrees

| Score by Quarters | 1 | 2 | 3 | 4 | Score |
|-------------------|----|----|----|----|-------|
| Middle Tennessee | 14 | 10 | 7 | 7 | 38 |
| Charlotte | 0 | 6 | 10 | 15 | 31 |

- 1st 11:20 MT Lee 5 pass from Urzua (Rooker PAT), 9-75, 3:40
- 1st 6:32 MT James 7 pass from Urzua (Rooker PAT), 8-76, 3:22
- 2nd 13:12 CH Klugh 16 run (PAT failed), 7-38, 1:56
- 2nd 8:39 MT Smith 6 pass from Urzua (Rooker PAT), 7-80, 2:25
- 2nd :18 MT Rooker 41 FG, 5-44, :36
- 3rd 11:15 CH Klugh 4 run (Brewer PAT), 11-55, 3:45
- 3rd 4:12 MT Smith 14 pass from Urzua (Rooker PAT), 7-78, 2:48
- 3rd :19 CH Brewer 38 FG, 9-54, 3:53
- 4th 8:18 MT Klugh 2 run (Brewer PAT), 12-61, 3:51
- 4th 4:53 CH Kofa 8 pass from Klugh (Duke pass to Klugh), 1-8, :06
- 4th 1:12 MT Lee 61 run (Rooker PAT), 4-77, 1:02

| | MT | CHA |
|-------------------------------------|---------|---------|
| FIRST DOWNS | 21 | 22 |
| Rushing..... | 8 | 9 |
| Passing..... | 12 | 11 |
| Penalty..... | 1 | 2 |
| NET YARDS RUSHING | 221 | 164 |
| Rushing Attempts..... | 30 | 45 |
| Average Per Rush..... | 7.4 | 3.6 |
| Rushing Touchdowns..... | 1 | 3 |
| Yards Gained Rushing..... | 254 | 193 |
| Yards Lost Rushing..... | 33 | 29 |
| NET YARDS PASSING | 250 | 239 |
| Completions-Attempts-Int..... | 26-44-2 | 22-50-0 |
| Average Per Attempt..... | 5.7 | 4.8 |
| Average Per Completion..... | 9.6 | 10.9 |
| Passing Touchdowns..... | 4 | 1 |
| TOTAL OFFENSE YARDS | 471 | 403 |
| Total offense plays..... | 74 | 95 |
| Average Gain Per Play..... | 6.4 | 4.2 |
| Fumbles: Number-Lost..... | 1-0 | 0-0 |
| Penalties: Number-Yards..... | 8-90 | 8-85 |
| PUNTS-YARDS | 8-270 | 7-263 |
| Average Yards Per Punt..... | 33.8 | 37.6 |
| Net Yards Per Punt..... | 31.2 | 35.7 |
| Inside 20..... | 1 | 1 |
| 50+ Yards..... | 0 | 2 |
| Touchbacks..... | 1 | 0 |
| Fair catch..... | 0 | 1 |
| KICKOFFS-YARDS | 7-418 | 6-330 |
| Average Yards Per Kickoff..... | 59.7 | 55.0 |
| Net Yards Per Kickoff..... | 34.0 | 38.5 |
| Touchbacks..... | 3 | 2 |
| Punt returns: Number-Yards-TD..... | 2-13-0 | 3-0-0 |
| Average Per Return..... | 6.5 | 0.0 |
| Kickoff returns: Number-Yds-TD..... | 4-49-0 | 4-105-0 |
| Average Per Return..... | 12.2 | 26.2 |
| Interceptions: Number-Yds-TD..... | 0-0-0 | 2-5-0 |
| Fumble Returns: Number-Yds-TD..... | 0-0-0 | 0-0-0 |
| Miscellaneous Yards..... | 0 | 0 |
| Possession Time..... | 26:28 | 33:32 |
| 1st Quarter..... | 9:08 | 5:52 |
| 2nd Quarter..... | 5:58 | 9:02 |
| 3rd Quarter..... | 5:07 | 9:53 |
| 4th Quarter..... | 6:15 | 8:45 |
| Third-Down Conversions..... | 4 of 15 | 4 of 20 |
| Fourth-Down Conversions..... | 0 of 1 | 2 of 6 |
| Red-Zone Scores-Chances..... | 4-4 | 5-8 |
| Touchdowns..... | 4-4 | 4-8 |
| Field goals..... | 0-4 | 1-8 |
| Sacks By: Number-Yards..... | 2-17 | 0-0 |
| PAT Kicks..... | 5-5 | 2-3 |
| Field Goals..... | 1-1 | 1-2 |
| Points off turnovers..... | 0 | 8 |

RUSHING: Middle Tennessee-MATHERS, I. 16-101; LEE, Ty 2-68; JAMES, Richie 6-61; GARNETT, Ruben 2-12; ANDREWS, Dennis 1-4; URZUA, John 1-minus 1; TEAM 2-minus 24. Charlotte-PHILLIPS, Kalif 14-67; KLUGH, Hasaan 16-46; WASHINGTON, R. 12-39; LEMAY, Ben 2-10; JOHNSON, Matt 1-2.

PASSING: Middle Tennessee-URZUA, John 26-44-2-250. Charlotte-KLUGH, Hasaan 22-49-0-239; JOHNSON, Matt 0-1-0-0.

RECEIVING: Middle Tennessee-JAMES, Richie 8-89; MATHERS, I. 6-43; LEE, Ty 5-76; SMITH, Patrick 2-20; ANDREWS, Dennis 2-16; ANDERSON, D. 1-5; GARNETT, Ruben 1-4; CHESTER, Josh 1-minus 3. Charlotte-DUKE, Austin 8-112; KOFA, Workneh 4-70; PHILLIPS, Kalif 4-23; WASHINGTON, R. 3-10; FORD II, T.L. 2-9; HOFFMAN, Kyle 1-15.

INTERCEPTIONS: Middle Tennessee-None. Charlotte-LUCAS, Daquan 1-4; COOK, Nick 1-1.

FUMBLES: Middle Tennessee-TEAM 1-0. Charlotte-None.

GAME #12

| | |
|-------------------------|-----------|
| Florida Atlantic | 56 |
| Middle Tennessee | 77 |

November 26, 2016 | Murfreesboro, TN
Floyd Stadium | 10,227 | 3:24 | 48 degrees

| Score by Quarters | 1 | 2 | 3 | 4 | Score |
|-------------------|----|----|----|----|-------|
| FAU | 7 | 14 | 14 | 21 | 56 |
| Middle Tennessee | 21 | 21 | 7 | 28 | 77 |

- 1st 11:42 FA Terry 13 pass from Driskel (Joseph PAT), 8-85, 2:37
- 1st 9:55 MT James 49 pass from Urzua (Rooker PAT), 5-75, 1:27
- 1st 5:20 MT James 16 run (Rooker PAT), 7-77, 2:27
- 1st 1:13 MT Mathers 44 run (Rooker PAT), 5-90, 1:58
- 2nd 13:39 MT James 11 run (Rooker PAT), 4-71, 1:10
- 2nd 9:00 FA Singletary 9 run (Joseph PAT), 10-64, 4:39
- 2nd 6:06 MT Andrews 11 run (Rooker PAT), 7-73, 2:54
- 2nd 1:43 FA Howell 2 run (Joseph PAT), 11-75, 4:23
- 2nd :41 MT Mathers 18 run (Rooker PAT), 3-59, 1:02
- 3rd 9:17 MT Andrews 5 run (Rooker PAT), 12-92, 4:28
- 3rd 7:37 FA Howell 30 run (Joseph PAT), 5-72, 1:40
- 3rd 5:07 FA Driskel 4 run (Joseph PAT), 5-62, 1:13
- 4th 12:13 FA Bussey 10 pass from Driskel (Joseph PAT), 13-60, 4:59
- 4th 10:30 MT Mathers 8 run (Rooker PAT), 6-75, 1:43
- 4th 9:28 MT James 3 run (Rooker PAT), 1-3, :04
- 4th 5:52 MT Andrews 1 run (Rooker PAT), 5-75, 1:48
- 4th 5:40 MT Sanders 20 INT Return (Rooker PAT)

| | FAU | MT |
|-------------------------------------|----------|---------|
| FIRST DOWNS | 35 | 28 |
| Rushing..... | 17 | 18 |
| Passing..... | 17 | 10 |
| Penalty..... | 1 | 0 |
| NET YARDS RUSHING | 299 | 495 |
| Rushing Attempts..... | 53 | 57 |
| Average Per Rush..... | 5.6 | 8.7 |
| Rushing Touchdowns..... | 6 | 9 |
| Yards Gained Rushing..... | 330 | 503 |
| Yards Lost Rushing..... | 31 | 8 |
| NET YARDS PASSING | 290 | 262 |
| Completions-Attempts-Int..... | 26-35-4 | 11-16-0 |
| Average Per Attempt..... | 8.3 | 16.4 |
| Average Per Completion..... | 11.2 | 23.8 |
| Passing Touchdowns..... | 2 | 1 |
| TOTAL OFFENSE YARDS | 589 | 757 |
| Total offense plays..... | 88 | 73 |
| Average Gain Per Play..... | 6.7 | 10.4 |
| Fumbles: Number-Lost..... | 1-0 | 0-0 |
| Penalties: Number-Yards..... | 1-10 | 3-22 |
| PUNTS-YARDS | 4-177 | 3-127 |
| Average Yards Per Punt..... | 44.2 | 42.3 |
| Net Yards Per Punt..... | 44.2 | 42.3 |
| Inside 20..... | 2 | 1 |
| 50+ Yards..... | 2 | 1 |
| Touchbacks..... | 0 | 0 |
| Fair catch..... | 3 | 1 |
| KICKOFFS-YARDS | 8-513 | 12-678 |
| Average Yards Per Kickoff..... | 64.1 | 56.5 |
| Net Yards Per Kickoff..... | 37.8 | 32.2 |
| Touchbacks..... | 6 | 0 |
| Punt returns: Number-Yards-TD..... | 0-0-0 | 0-0-0 |
| Average Per Return..... | 0.0 | 0.0 |
| Kickoff returns: Number-Yds-TD..... | 11-291-0 | 2-61-0 |
| Average Per Return..... | 26.5 | 30.5 |
| Interceptions: Number-Yds-TD..... | 0-0-0 | 4-78-1 |
| Fumble Returns: Number-Yds-TD..... | 0-0-0 | 0-0-0 |
| Miscellaneous Yards..... | 0 | 0 |
| Possession Time..... | 33:17 | 26:43 |
| 1st Quarter..... | 8:07 | 6:53 |
| 2nd Quarter..... | 9:45 | 5:15 |
| 3rd Quarter..... | 6:20 | 8:40 |
| 4th Quarter..... | 9:05 | 5:55 |
| Third-Down Conversions..... | 8 of 14 | 6 of 10 |
| Fourth-Down Conversions..... | 2 of 2 | 0 of 1 |
| Red-Zone Scores-Chances..... | 7-7 | 8-8 |
| Touchdowns..... | 7-7 | 8-8 |
| Field goals..... | 0-7 | 0-8 |
| Sacks By: Number-Yards..... | 0-0 | 3-26 |
| PAT Kicks..... | 8-8 | 11-11 |
| Field Goals..... | 0-0 | 0-0 |
| Points off turnovers..... | 0 | 14 |

RUSHING: FAU-SINGLETARY, D 29-235; HOWELL, Greg 11-51; WARREN, Jay 4-7; WHYTE, Kerith 2-4; DRISKEL, Jason 7-2. Middle Tennessee-MATHERS, I. 18-213; JAMES, Richie 22-207; ANDREWS, Dennis 8-50; GARNETT, Ruben 6-13; LEE, Ty 2-

GAME #13

| | | |
|--|-------------------------|-----------|
| | Hawaii | 52 |
| | Middle Tennessee | 35 |

December 24, 2016 | Honolulu, HI
Aloha Stadium | 23,175 | 3:46 | 79 degrees

| Score by Quarters | 1 | 2 | 3 | 4 | Score |
|-------------------|----|----|----|---|-------|
| Hawaii | 14 | 21 | 10 | 7 | 52 |
| Middle Tennessee | 14 | 7 | 7 | 7 | 35 |

- 1st 12:09 MT Mathers 20 run (Rooker PAT), 4-74, 1:26
- 1st 9:46 MT James 51 pass from Stockstill (Rooker PAT), 2-70, :45
- 1st 4:09 UH Unga 18 pass from Brown (Sanchez PAT), 1-18, :05
- 1st 2:39 UH Lakalaka 1 run (Sanchez PAT), 3-45, :22
- 2nd 11:43 UH Brown 2 run (Sanchez PAT), 8-80, 4:01
- 2nd 7:30 UH Henderson 68 INT return (Sanchez PAT)
- 2nd 1:41 MT Lee 3 pass from Stockstill (Rooker PAT), 6-82, 1:40
- 2nd :22 UH Kemp 39 pass from Brown (Sanchez PAT), 5-55, 1:13
- 3rd 9:46 UH Sanchez 23 FG, 8-53, 3:32
- 3rd 7:51 MT Andrews 10 pass from Stockstill (Rooker PAT), 7-75, 1:55
- 3rd 1:15 UH Unga 12 pass from Brown (Sanchez PAT), 12-75, 6:36
- 4th 10:09 MT Lee 13 pass from Stockstill (Rooker PAT), 3-55, 1:15
- 4th 3:31 UH Collie 4 pass from Brown (Sanchez PAT), 11-84, 6:33

| | MT | UH |
|-------------------------------------|---------|---------|
| FIRST DOWNS | 29 | 18 |
| Rushing..... | 6 | 8 |
| Passing..... | 18 | 10 |
| Penalty..... | 5 | 0 |
| NET YARDS RUSHING | 110 | 205 |
| Rushing Attempts..... | 23 | 42 |
| Average Per Rush..... | 4.8 | 4.9 |
| Rushing Touchdowns..... | 1 | 2 |
| Yards Gained Rushing..... | 131 | 232 |
| Yards Lost Rushing..... | 21 | 27 |
| NET YARDS PASSING | 432 | 295 |
| Completions-Attempts-Int..... | 30-51-2 | 21-31-0 |
| Average Per Attempt..... | 8.5 | 9.5 |
| Average Per Completion..... | 14.4 | 14.0 |
| Passing Touchdowns..... | 4 | 4 |
| TOTAL OFFENSE YARDS | 542 | 500 |
| Total offense plays..... | 74 | 73 |
| Average Gain Per Play..... | 7.3 | 6.8 |
| Fumbles: Number-Lost..... | 2-1 | 0-0 |
| Penalties: Number-Yards..... | 9-90 | 11-114 |
| PUNTS-YARDS | 3-134 | 3-137 |
| Average Yards Per Punt..... | 44.7 | 45.7 |
| Net Yards Per Punt..... | 38.0 | 44.0 |
| Inside 20..... | 0 | 1 |
| 50+ Yards..... | 1 | 1 |
| Touchbacks..... | 1 | 0 |
| Fair catch..... | 2 | 2 |
| KICKOFFS-YARDS | 6-370 | 9-568 |
| Average Yards Per Kickoff..... | 61.7 | 63.1 |
| Net Yards Per Kickoff..... | 36.7 | 43.0 |
| Touchbacks..... | 1 | 5 |
| Punt returns: Number-Yards-TD..... | 1-5-0 | 0-0-0 |
| Average Per Return..... | 5.0 | 0.0 |
| Kickoff returns: Number-Yds-TD..... | 3-56-0 | 5-125-0 |
| Average Per Return..... | 18.7 | 25.0 |
| Interceptions: Number-Yds-TD..... | 0-0-0 | 2-68-1 |
| Fumble Returns: Number-Yds-TD..... | 0-0-0 | 1-12-0 |
| Miscellaneous Yards..... | 0 | 0 |
| Possession Time..... | 23:24 | 36:36 |
| 1st Quarter..... | 5:34 | 9:26 |
| 2nd Quarter..... | 8:46 | 6:14 |
| 3rd Quarter..... | 4:52 | 10:08 |
| 4th Quarter..... | 4:12 | 10:48 |
| Third-Down Conversions..... | 4 of 11 | 8 of 16 |
| Fourth-Down Conversions..... | 1 of 3 | 2 of 4 |
| Red-Zone Scores-Chances..... | 4-5 | 6-7 |
| Touchdowns..... | 4-5 | 5-7 |
| Field goals..... | 0-5 | 1-7 |
| Sacks By: Number-Yards..... | 1-4 | 1-3 |
| PAT Kicks..... | 5-5 | 7-7 |
| Field Goals..... | 0-0 | 1-1 |
| Points off turnovers..... | 0 | 21 |

RUSHING: Middle Tennessee-MATHERS, I. 12-57; JAMES, Richie 6-39; STOCKSTILL, B. 3-8; ANDREWS, Dennis 2-6. Hawai'i-SAINT JUSTE, D. 25-170; HARRIS, Paul 4-31; BROWN, Dru 9-23; LAKALAKA, S. 2-1; Team 2-minus 20.

PASSING: Middle Tennessee-STOCKSTILL, B. 30-51-2-432. Hawai'i-BROWN, Dru 20-30-0-274; CAMANSE-STEVENS 1-1-0-21.

RECEIVING: Middle Tennessee-LEE, Ty 10-100; JAMES, Richie 8-162; ANDREWS, Dennis 4-58; MATHERS, I. 4-44; BRUCE, Jockey 2-31; WINDHAM, C.J. 1-25; WEST, Terelle 1-12. Hawai'i-URSUA, John 6-120; COLLIE, Dylan 4-17; KEMP, Marcus 3-64; UNGA, M. 3-54; BARKER, Ammon 1-21; EWALIKO, Keelan 1-12; CAMANSE-STEVENS 1-6; SAINT JUSTE, D. 1-2; ALLEN, Dejon 1-minus 1.

INTERCEPTIONS: Middle Tennessee-None. Hawai'i-HENDERSON, T. 1-68; ROGERS, Jalen 1-0.

FUMBLES: Middle Tennessee-JAMES, Richie 1-0; STOCKSTILL, B. 1-1. Hawai'i-None.

Our Town. Our Team.

MTTM

RECORDS

#TRUEBLUE

#BlueRaiders

CUSA

RUSHING

MOST ATTEMPTS

| Game | | |
|------|-------------------------------------|----------|
| 38 | Joe Campbell vs Sam Houston State | 11/30/91 |
| 38 | Kippy Bayless vs Tennessee Tech | 11/19/94 |
| 38 | Mike Moore vs Austin Peay | 10/29/77 |
| 38 | Torin Kirtsey vs Tennessee State | 9/5/98 |
| 37 | Dwone Hicks vs Vanderbilt | 8/30/01 |
| 37 | Brigham Lyons vs Tennessee State | 9/2/95 |
| 36 | Benny Cunningham vs FIU | 10/13/12 |
| 36 | Kelverrick Green vs Tennessee Tech | 11/23/96 |
| 36 | Kippy Bayless vs Southeast Missouri | 10/23/93 |
| 35 | Joe Campbell vs Western Kentucky | 9/22/90 |
| 35 | Vince Hall vs Morehead State | 9/22/84 |

Season

| | | |
|-----|-------------------------------|------|
| 296 | Mike Moore (1015 yards) | 1977 |
| 268 | Kippy Bayless (1346 yards) | 1994 |
| 260 | Vince Hall (1439 yards) | 1984 |
| 249 | Mike Moore (1188 yards) | 1976 |
| 232 | I'Tavius Mathers (1561 yards) | 2016 |
| 231 | Reuben Justice (878 yards) | 1970 |
| 224 | Dwight Dasher (1154 yards) | 2009 |
| 219 | Dwight Stone (1026 yards) | 1986 |
| 212 | Mike Moore (1247 yards) | 1975 |
| 210 | Brigham Lyons (876 yards) | 1995 |

Career

| | | |
|-----|------------------------------|---------|
| 807 | Mike Moore (3678 yards) | 1974-77 |
| 676 | Eugene Gross (2753 yards) | 2003-06 |
| 638 | Joe Campbell (3823 yards) | 1988-91 |
| 600 | Dwone Hicks (3613 yards) | 1999-02 |
| 599 | Kippy Bayless (3286 yards) | 1991-94 |
| 547 | Jordan Parker (2611 yards) | 2012-15 |
| 545 | Gerald Anderson (2862 yards) | 1984-87 |
| 536 | Dwight Dasher (2419 yards) | 2007-10 |
| 533 | Vince Hall (3075 yards) | 1981-84 |
| 491 | Marvin Collier (1652 yards) | 1985-88 |

MOST YARDS

| Game | | |
|------|----------------------------------|----------|
| 311 | Dwone Hicks vs Louisiana Tech | 10/7/00 |
| 259 | Kelverrick Green vs UT-Martin | 11/7/98 |
| 251 | Torin Kirtsey vs Tennessee State | 9/5/98 |
| 250 | Vince Hall vs Morehead State | 9/22/84 |
| 244 | Walter Dunson vs UT-Martin | 11/7/92 |
| 235 | Joe Campbell vs Morehead State | 10/27/90 |
| 230 | Benny Cunningham vs FIU | 10/13/12 |
| 229 | Ricky Martin vs Murray State | 11/10/90 |
| 223 | Vince Hall vs Indiana State | 12/1/84 |
| 219 | Mike Moore vs East Tennessee | 11/13/76 |

Season

| | | |
|------|---------------------------------|------|
| 1561 | I'Tavius Mathers (232 carries) | 2016 |
| 1439 | Vince Hall (260 carries) | 1984 |
| 1346 | Kippy Bayless (268 carries) | 1994 |
| 1277 | Dwone Hicks (186 carries) | 2000 |
| 1247 | Mike Moore (212 carries) | 1975 |
| 1214 | Kippy Bayless (198 carries) | 1993 |
| 1188 | Mike Moore (249 carries) | 1976 |
| 1154 | Dwight Dasher, qb (224 carries) | 2009 |
| 1143 | Dwone Hicks (191 carries) | 2001 |
| 1136 | Joe Campbell (151 carries) | 1990 |

Career

| | | |
|------|-------------------------------|-----------|
| 3823 | Joe Campbell (638 carries) | 1988-91 |
| 3678 | Mike Moore (807 carries) | 1974-77 |
| 3613 | Dwone Hicks (600 carries) | 1999-2002 |
| 3286 | Kippy Bayless (599 carries) | 1991-94 |
| 3075 | Vince Hall (533 carries) | 1981-84 |
| 2862 | Gerald Anderson (545 carries) | 1984-87 |

| | | |
|------|-----------------------------|-----------|
| 2753 | Eugene Gross (676 carries) | 2003-2006 |
| 2611 | Jordan Parker (547 carries) | 2012-15 |
| 2524 | Bobby Young (186 carries) | 1951-53 |
| 2419 | Dwight Dasher (536 carries) | 2007-2010 |

MOST TOUCHDOWNS

| Game | | |
|------|--|----------|
| 6 | Dwone Hicks vs Louisiana Tech | 10/7/00 |
| 5 | Benny Cunningham vs Georgia Tech | 9/29/12 |
| 5 | Phillip Tanner vs North Texas | 11/22/08 |
| 4 | Eugene Gross vs Florida Atlantic | 10/15/05 |
| 4 | Dwone Hicks vs Connecticut | 11/17/01 |
| 4 | Dwone Hicks vs Vanderbilt | 8/30/01 |
| 4 | Dwone Hicks vs Connecticut | 11/4/00 |
| 4 | Joe Campbell vs Austin Peay | 10/20/90 |
| 4 | Kelverrick Green vs UT Martin | 11/9/96 |
| 4 | Kippy Bayless vs Austin Peay | 11/6/93 |
| 4 | Marvin Collier vs Mississippi Valley State | 10/10/87 |
| 4 | Walter Dunson vs Murray State | 9/26/92 |
| 4 | Walter Dunson vs Murray State | 9/28/91 |

Season

| | | |
|----|------------------|------|
| 20 | Dwone Hicks | 2001 |
| 19 | Dwone Hicks | 2000 |
| 17 | I'Tavius Mathers | 2016 |
| 15 | Phillip Tanner | 2008 |
| 15 | Kippy Bayless | 1994 |
| 15 | Kippy Bayless | 1993 |
| 14 | Joe Campbell | 1991 |
| 13 | Phillip Tanner | 2010 |
| 13 | Dwight Dasher | 2009 |
| 13 | Eugene Gross | 2005 |
| 13 | Joe Campbell | 1990 |
| 13 | Dwight Stone | 1986 |
| 13 | Walter Dunson | 1991 |
| 13 | Walter Dunson | 1992 |
| 13 | Dwight Stone | 1985 |

Career

| | | |
|----|-----------------|---------|
| 53 | Dwone Hicks | 1999-02 |
| 44 | Joe Campbell | 1988-91 |
| 41 | Eugene Gross | 2003-06 |
| 38 | Kippy Bayless | 1991-94 |
| 33 | Phillip Tanner | 2006-10 |
| 27 | Walter Dunson | 1990-92 |
| 27 | Gerald Anderson | 1984-87 |
| 26 | Dwight Stone | 1985-86 |
| 26 | Brigham Lyons | 1992-95 |
| 24 | Dwight Dasher | 2007-10 |
| 24 | Mike Moore | 1974-77 |

MOST YARDS PER RUSH

| Game | | |
|------|-------------------------------------|----------|
| 18.8 | Joe Campbell vs Sam Houston (11) | 11/30/91 |
| 15.4 | Reggie Whatley vs FAU (10) | 9/21/13 |
| 14.7 | Joe Campbell vs Morehead State (16) | 10/27/90 |
| 14.3 | Reggie Whatley vs UAB (7) | 10/18/14 |
| 11.8 | I'Tavius Mathers vs FAU (18) | 11/26/16 |
| 11.8 | Dwaine Copeland vs Ball State (17) | 11/2/74 |

Season

| | | |
|------|-------------------------|------|
| 8.55 | Brigham Lyons (75-641) | 1992 |
| 8.36 | Ricky Martin (95-794) | 1990 |
| 8.06 | Walter Dunson (77-621) | 1991 |
| 7.95 | Rodney Shelton (21-167) | 1993 |
| 7.52 | Joe Campbell (151-1136) | 1990 |

Career

| | | |
|-------|-----------------------------|---------|
| 13.57 | Bobby Young (186-2524) | 1951-53 |
| 7.98 | Ray Purvis (199-1588) | 1956-59 |
| 6.99 | Walter Dunson (244-1706) | 1990-92 |
| 6.72 | I'Tavius Mathers (232-1561) | 2016 |
| 6.57 | ReShard Lee (218-1432) | 2001-02 |

| | | |
|------|-------------------------|-----------|
| 6.33 | Buck Rolman (198-1254) | 1955-58 |
| 6.02 | Dwone Hicks (600-3613) | 1999-2002 |
| 5.99 | Joe Campbell (638-3823) | 1988-91 |
| 5.99 | Ricky Martin (294-1760) | 1987-90 |
| 5.93 | Charles Rice (107-634) | 1960-62 |

MOST YARDS PER GAME

| Season (min. 6 games) | | |
|-----------------------|-----------------------------|------|
| 130.8 | Vince Hall (11 games) | 1984 |
| 122.4 | Kippy Bayless (11 games) | 1994 |
| 120.5 | Walter Dunson (8 games) | 1992 |
| 120.1 | I'Tavius Mathers (13 games) | 2016 |
| 116.1 | Dwone Hicks (11 games) | 2000 |
| 113.6 | Joe Campbell (10 games) | 1990 |
| 110.4 | Kippy Bayless (11 games) | 1993 |
| 109.2 | Kelverrick Green (6 games) | 1996 |
| 106.2 | Gerald Anderson (10 games) | 1985 |
| 105.4 | Vince Hall (9 games) | 1983 |

Career

| | | |
|------|----------------------------|-----------|
| 88.9 | Joe Campbell (43 games) | 1988-91 |
| 88.1 | Dwone Hicks (41 games) | 1999-2002 |
| 87.9 | Vince Hall (35 games) | 1981-84 |
| 77.5 | Dwight Stone (22 games) | 1985-86 |
| 74.7 | Kippy Bayless (44 games) | 1991-94 |
| 69.8 | Gerald Anderson (41 games) | 1984-87 |
| 65.1 | ReShard Lee (22 games) | 2001-02 |
| 61.2 | Jordan Parker (35 games) | 2012-15 |
| 59.0 | Dwight Dasher (41 games) | 2007-10 |
| 58.8 | Walter Dunson (29 games) | 1990-92 |

LONGEST RUN

| | | |
|----|---------------------------------|----------|
| 98 | Jordan Parker vs Troy | 11/24/12 |
| 92 | Jim Bostic vs Western Kentucky | 1941 |
| 89 | Tommy Latimer vs Tennessee Tech | 11/17/73 |
| 87 | Brigham Lyons vs Murray State | 9/26/92 |
| 85 | Brigham Lyons vs Murray State | 9/26/92 |
| 85 | Dwight Stone vs Morehead State | 9/28/85 |
| 85 | Walter Dunson vs Murray State | 9/26/92 |
| 79 | Phillip Tanner vs Louisville | 9/6/07 |
| 79 | Dwone Hicks vs Louisiana Tech | 10/7/00 |

CONSECUTIVE 100-YARD GAMES

| | | | |
|----|---|------------------|--------------|
| 1. | 7 | Vince Hall | 1983 |
| 2. | 6 | I'Tavius Mathers | 2016 |
| 3. | 5 | Dwone Hicks | 2002 |
| | 5 | Kippy Bayless | 1993 |
| | 5 | Vince Hall | 1984 (twice) |
| 6. | 4 | Dwone Hicks | 2000 |
| | 4 | Kippy Bayless | 1994 |

MOST YARDS BY QUARTERBACK

Game: 201, Dwight Dasher vs Southern Miss, 12/20/09

Season: 1,154, Dwight Dasher, 2009

Career: 2,419, Dwight Dasher, 2007-2010

MOST YARDS BY SENIOR

Game: 250, Vince Hall vs Morehead State, 9/22/84

Season: 1,561, I'Tavius Mathers, 2016

MOST YARDS BY JUNIOR

Game: 259, Kelverrick Green vs UT-Martin, 11/7/98

Season: 1,214, Kippy Bayless, 1993

MOST YARDS BY SOPHOMORE

Game: 311, Dwone Hicks vs Louisiana Tech, 10/7/00

Season: 1,277, Dwone Hicks, 2000

MOST YARDS BY FRESHMAN

Game: 188, Brigham Lyons vs Murray State, 9/26/92

Season: 851, Jordan Parker, 2012

1,000-YARD RUSHERS

| | Player/Season | Rushes | Yards | Avg |
|-----|------------------------|--------|--------|-----|
| 1. | I'Tavius Mathers, 2016 | 232 | *1,561 | 6.7 |
| 2. | Vince Hall, '84 | 260 | 1,439 | 5.5 |
| 3. | Kippy Bayless, '94 | 268 | 1,346 | 5.0 |
| 4. | Dwone Hicks, '00 | 186 | 1,277 | 6.9 |
| 5. | Mike Moore, '75 | 212 | 1,247 | 5.9 |
| 6. | Kippy Bayless, '93 | 198 | 1,214 | 6.1 |
| 7. | Mike Moore, '76 | 249 | 1,188 | 4.8 |
| 8. | Dwight Dasher, '09 | 224 | 1,154 | 5.2 |
| 9. | Dwone Hicks, '01 | 191 | 1,143 | 6.0 |
| 10. | Joe Campbell, '90 | 151 | 1,136 | 7.5 |
| 11. | Joe Campbell, '91 | 198 | 1,121 | 5.7 |
| 12. | Bobby Young, '53 | 186 | 1,082 | 5.8 |
| 13. | Gerald Anderson, '85 | 182 | 1,062 | 5.8 |
| 14. | Dwight Stone, '86 | 219 | 1,026 | 4.7 |
| 15. | Mike Moore, '77 | *296 | 1,015 | 3.4 |
| 16. | Dwone Hicks, '02 | 184 | 1,011 | 5.5 |

*MT record

PASSING

MOST ATTEMPTS

| Game | | |
|------|------------------------------------|----------|
| 65 | Brent Stockstill vs Vanderbilt | 9/10/16 |
| 56 | Brent Stockstill vs LA Tech | 10/24/15 |
| 54 | Brent Stockstill vs WKU | 10/15/16 |
| 51 | Brent Stockstill vs Hawai'i | 12/24/16 |
| 51 | Brent Stockstill vs Vanderbilt | 10/3/15 |
| 49 | Logan Kilgore vs WKU | 10/6/11 |
| 48 | Jeff Murphy vs Arkansas State | 11/19/11 |
| 48 | Logan Kilgore vs Troy | 9/24/11 |
| 47 | Wes Counts vs UCF | 11/13/99 |
| 46 | Brent Stockstill vs LA Tech | 9/24/16 |
| 46 | Clint Marks vs Louisiana-Lafayette | 9/25/04 |
| 46 | Jonathan Quinn vs UT-Chattanooga | 9/13/97 |
| 46 | Kelly Holcomb vs James Madison | 9/10/94 |

Season

| | | |
|-----|------------------------------|------|
| 490 | Brent Stockstill (327-490-9) | 2015 |
| 414 | Brent Stockstill (262-414-7) | 2016 |
| 399 | Dwight Dasher (219-399-14) | 2009 |
| 390 | Wes Counts (249-390-13) | 1999 |
| 368 | Clint Marks (259-368-14) | 2004 |
| 367 | Joe Craddock (237-367-7) | 2008 |
| 365 | Logan Kilgore (214-365-12) | 2011 |
| 355 | Logan Kilgore (216-355-13) | 2013 |
| 338 | Austin Grammer (221-338-12) | 2014 |
| 335 | Logan Kilgore (212-335-4) | 2012 |

Career

| | | |
|------|-------------------------------|--------------|
| 1135 | Logan Kilgore (692-1135-36) | 2010-2013 |
| 1079 | Wes Counts (706-1079-24) | 1998-01 |
| 1012 | Clint Marks (668-1012-33) | 2003-06 |
| 907 | Brent Stockstill (591-907-17) | 2013-Present |
| 861 | Kelly Holcomb (501-861-25) | 1991-94 |
| 853 | Dwight Dasher (470-853-38) | 2007-10 |
| 675 | Jonathan Quinn (346-675-26) | 1995-97 |
| 594 | Marvin Collier (292-594-26) | 1985-88 |
| 587 | Teddy Morris (326-587-34) | 1962-65 |
| 549 | Billy Walker (286-549-32) | 1964-67 |

MOST COMPLETIONS

| Game | | |
|------|------------------------------------|----------|
| 42 | Brent Stockstill vs WKU | 10/15/16 |
| 38 | Brent Stockstill vs Vanderbilt | 9/10/16 |
| 36 | Brent Stockstill vs LA Tech | 10/24/15 |
| 35 | Clint Marks vs Louisiana-Lafayette | 9/25/04 |
| 32 | Brent Stockstill vs Vanderbilt | 10/3/15 |
| 30 | Brent Stockstill vs Hawai'i | 12/24/16 |
| 30 | Brent Stockstill vs Alabama A&M | 9/3/16 |
| 30 | Clint Marks vs Arkansas State | 10/9/04 |

| | | |
|----|--------------------------------|----------|
| 29 | Brent Stockstill vs Illinois | 9/26/15 |
| 29 | Wes Counts vs New Mexico State | 10/27/01 |
| 29 | Wes Counts vs Louisiana Tech | 10/16/99 |
| 29 | Wes Counts vs UCF | 11/13/99 |

Season

| | | |
|-----|------------------------------|------|
| 327 | Brent Stockstill (327-490-9) | 2015 |
| 262 | Brent Stockstill (262-414-7) | 2016 |
| 259 | Clint Marks (259-368-14) | 2004 |
| 249 | Wes Counts (249-390-13) | 1999 |
| 237 | Joe Craddock (237-367-7) | 2008 |
| 221 | Austin Grammer (221-338-12) | 2014 |
| 219 | Dwight Dasher (219-399-14) | 2009 |
| 216 | Logan Kilgore (216-355-13) | 2013 |
| 214 | Logan Kilgore (214-365-12) | 2011 |
| 212 | Logan Kilgore (212-335-4) | 2012 |

Career

| | | |
|-----|-------------------------------|--------------|
| 706 | Wes Counts (706-1079-24) | 1998-01 |
| 692 | Logan Kilgore (692-1135-36) | 2010-2013 |
| 668 | Clint Marks (668-1012-33) | 2003-06 |
| 591 | Brent Stockstill (591-907-17) | 2013-Present |
| 501 | Kelly Holcomb (501-861-25) | 1991-94 |
| 470 | Dwight Dasher (470-853-38) | 2007-10 |
| 346 | Jonathan Quinn (346-675-26) | 1995-97 |
| 342 | Joe Craddock (342-546-13) | 2004-08 |
| 326 | Teddy Morris (326-587-34) | 1962-65 |
| 295 | Andrico Hines (295-496-10) | 2002-03 |

MOST YARDS

| Game | | |
|------|---------------------------------|----------|
| 459 | Wes Counts (Idaho) | 10/6/01 |
| 447 | Clint Marks (Arkansas State) | 10/9/04 |
| 434 | Brent Stockstill (WKU) | 10/15/16 |
| 432 | Brent Stockstill (Hawai'i) | 12/24/16 |
| 415 | Logan Kilgore (Troy) | 9/24/11 |
| 401 | Joe Craddock (Louisiana-Monroe) | 11/3/07 |
| 381 | Brent Stockstill (LA Tech) | 10/24/15 |
| 376 | Wes Counts (New Mexico State) | 10/27/01 |
| 369 | Brent Stockstill (Charlotte) | 9/19/15 |
| 362 | Wes Counts (Wofford) | 9/18/99 |

Season

| | | |
|------|------------------------------|------|
| 4005 | Brent Stockstill (327-490-9) | 2015 |
| 3233 | Brent Stockstill (262-414-7) | 2016 |
| 2789 | Dwight Dasher (219-399-14) | 2009 |
| 2749 | Clint Marks (259-368-14) | 2004 |
| 2677 | Joe Craddock (237-367-7) | 2008 |
| 2603 | Wes Counts (249-390-13) | 1999 |
| 2571 | Logan Kilgore (212-335-4) | 2012 |
| 2557 | Austin Grammer (221-338-12) | 2014 |
| 2507 | Logan Kilgore (216-355-13) | 2013 |
| 2327 | Wes Counts (188-259-4) | 2001 |

Career

| | | |
|------|-------------------------------|--------------|
| 8007 | Wes Counts (706-1079-24) | 1998-01 |
| 7849 | Logan Kilgore (692-1135-36) | 2010-2013 |
| 7342 | Clint Marks (668-1012-33) | 2003-06 |
| 7279 | Brent Stockstill (591-907-17) | 2013-Present |
| 7064 | Kelly Holcomb (501-861-25) | 1991-94 |
| 5643 | Dwight Dasher (470-853-38) | 2007-10 |
| 4864 | Jonathan Quinn (346-675-26) | 1995-97 |
| 4799 | Teddy Morris (326-587-34) | 1962-65 |
| 4234 | Marvin Collier (292-594-26) | 1985-88 |
| 4011 | Joe Craddock (342-546-13) | 2004-08 |

MOST TOUCHDOWNS

| Game | | |
|------|--------------------------------|----------|
| 6 | Wes Counts (Idaho) | 10/6/01 |
| 5 | Brent Stockstill (Alabama A&M) | 9/3/16 |
| 5 | Brent Stockstill (Charlotte) | 9/19/15 |
| 5 | Logan Kilgore (Troy) | 9/24/11 |
| 5 | Billy Walker (UT-Martin) | 10/28/67 |
| 4 | Brent Stockstill (Hawai'i) | 12/24/16 |
| 4 | Brent Stockstill (FIU) | 10/29/16 |
| 4 | Brent Stockstill (Missouri) | 10/22/16 |

| | | |
|---|-------------------------------------|----------|
| 4 | Brent Stockstill (Jackson State) | 9/5/15 |
| 4 | Logan Kilgore (Marshall) | 10/24/13 |
| 4 | Dwight Dasher vs Arkansas State | 11/21/09 |
| 4 | Clint Marks (Arkansas State) | 10/9/04 |
| 4 | Josh Harris (ULL) | 11/15/03 |
| 4 | Jonathan Quinn (Southeast Missouri) | 10/25/97 |
| 4 | Jonathan Quinn (Eastern Illinois) | 11/27/97 |
| 4 | Kelly Holcomb (Eastern Kentucky) | 10/17/92 |
| 4 | Mickey Corwin (Western Kentucky) | 11/3/84 |
| 4 | Mickey Corwin (Morehead State) | 9/24/83 |
| 4 | Wes Counts (South Florida) | 11/11/00 |

Season

| | | |
|----|------------------|------|
| 31 | Brent Stockstill | 2016 |
| 30 | Brent Stockstill | 2015 |
| 23 | Dwight Dasher | 2009 |
| 21 | Mickey Corwin | 1984 |
| 18 | Logan Kilgore | 2011 |
| 17 | Austin Grammer | 2014 |
| 17 | Wes Counts | 2001 |
| 16 | Logan Kilgore | 2013 |
| 16 | Logan Kilgore | 2012 |
| 16 | Teddy Morris | 1965 |
| 16 | Jonathan Quinn | 1997 |

Career

| | | |
|----|------------------|--------------|
| 61 | Brent Stockstill | 2013-Present |
| 53 | Logan Kilgore | 2010-2013 |
| 50 | Wes Counts | 1998-2001 |
| 41 | Teddy Morris | 1962-65 |
| 40 | Dwight Dasher | 2007-10 |
| 37 | Clint Marks | 2003-06 |
| 36 | Kelly Holcomb | 1991-94 |
| 33 | Mickey Corwin | 1983-84 |
| 30 | Billy Walker | 1964-67 |
| 29 | Marvin Collier | 1985-88 |

COMPLETION PERCENTAGE

| Game | | |
|------|--------------------------------|----------------|
| 91.3 | Kelly Holcomb (J'ville St.) | 10/29/94 21-23 |
| 88.2 | Clint Marks (Arkansas St.) | 10/9/04 30-34 |
| 88.2 | Austin Grammer (Savannah St.) | 8/30/14 15-17 |
| 85.2 | Brent Stockstill (Charlotte) | 9/19/15 23-27 |
| 85.0 | Logan Kilgore (FIU) | 9/9/13 17-20 |
| 83.9 | Wes Counts (Wofford) | 9/18/99 26-31 |
| 83.3 | Brent Stockstill (Alabama A&M) | 9/3/16 30-36 |
| 83.3 | Austin Grammer (Old Dominion) | 9/26/14 25-30 |
| 82.1 | Wes Counts (Idaho) | 10/6/01 23-28 |
| 81.2 | Jason Johnson (Illinois) | 9/2/00 13-16 |

Season (minimum 50 attempts)

| | | |
|------|------------------------------|------|
| 72.6 | Wes Counts (188-259-4) | 2001 |
| 70.4 | Clint Marks (259-368-14) | 2004 |
| 67.0 | Wes Counts (142-212-2) | 1998 |
| 66.7 | Brent Stockstill (327-490-9) | 2015 |
| 66.1 | Clint Marks (197-298-7) | 2005 |
| 65.4 | Austin Grammer (221-338-12) | 2014 |
| 65.1 | Clint Marks (41-63-3) | 2003 |
| 64.6 | Joe Craddock (237-367-7) | 2008 |
| 63.8 | Wes Counts (249-390-13) | 1999 |
| 63.3 | Brent Stockstill (262-414-7) | 2016 |
| 63.3 | Logan Kilgore (212-335-4) | 2012 |

Career (minimum 100 attempts)

| | | |
|------|-------------------------------|--------------|
| 66.0 | Clint Marks (668-1012-33) | 2003-06 |
| 65.4 | Wes Counts (706-1079-24) | 1998-01 |
| 65.2 | Brent Stockstill (591-907-17) | 2013-Present |
| 63.0 | Austin Grammer (221-338-12) | 2013-15 |
| 62.6 | Joe Craddock (342-546-13) | 2004-08 |
| 61.0 | Logan Kilgore (692-1135-36) | 2010-2013 |
| 59.5 | Mickey Corwin (237-398-19) | 1983-84 |
| 59.4 | Andrico Hines (295-496-10) | 2002-03 |
| 58.2 | Kelly Holcomb (501-861-25) | 1991-94 |
| 57.7 | Phil Ironside (258-447-11) | 1988-90 |

MOST INTERCEPTIONS

| Game | Player | Team | Date |
|------|----------------|----------------|----------|
| 5 | Mike Robinson | UT-Chattanooga | 10/1/77 |
| 5 | Sammy Bryant | Tennessee Tech | 11/21/81 |
| 4 | Dwight Dasher | Miami (Ohio) | 1/6/11 |
| 4 | Dwight Dasher | Arkansas State | 11/2/10 |
| 4 | Dwight Dasher | Georgia Tech | 10/16/10 |
| 4 | Jonathan Quinn | Murray State | 9/27/97 |
| 4 | Kelly Holcomb | Marshall | 11/26/94 |
| 4 | Mickey Corwin | Austin Peay | 10/20/84 |

Season

| | | |
|----|----------------------------|------|
| 20 | Dickie Thomas (123-255-20) | 1968 |
| 18 | Dwight Dasher (145-251-18) | 2010 |
| 17 | Bill Griffith (113-257-17) | 1969 |
| 15 | Billy Walker (152-288-15) | 1967 |
| 15 | Mike Robinson (76-171-15) | 1977 |
| 14 | Clint Marks (259-368-14) | 2004 |
| 14 | Dwight Dasher (219-399-14) | 2009 |
| 13 | Logan Kilgore (216-355-13) | 2013 |
| 13 | Wes Counts (249-390-13) | 1999 |
| 13 | Mike Robinson (75-188-13) | 1975 |
| 13 | Billy Walker (100-192-13) | 1966 |

Career

| | | |
|----|-----------------------------|------------|
| 46 | Mike Robinson (228-537-46) | 1974-77 |
| 38 | Dwight Dasher (470-853-38) | 2007-10 |
| 36 | Logan Kilgore (692-1135-36) | 2010-2013 |
| 34 | Teddy Morris (326-587-34) | 1962-65 |
| 33 | Clint Marks (668-1012-33) | 2003-06 |
| 32 | Billy Walker (286-549-32) | 1964-67 |
| 32 | Brown Sanford (242-534-32) | 1979-81,83 |
| 26 | Jonathan Quinn (346-675-26) | 1995-97 |
| 26 | Fred Rohrdanz (136-328-26) | 1971-74 |
| 26 | Marvin Collier (292-594-26) | 1985-88 |

PASSING EFFICIENCY

| Season (minimum 100 attempts) | Player | Year |
|-------------------------------|------------------------------|------|
| 166.6 | Wes Counts (188-259-4) | 2001 |
| 162.2 | Teddy Morris (87-138-7) | 1963 |
| 154.5 | Mickey Corwin (120-196-9) | 1984 |
| 151.9 | Brent Stockstill (327-490-9) | 2015 |
| 151.4 | Marvin Collier (76-129-6) | 1985 |
| 150.2 | Brent Stockstill (262-414-7) | 2016 |
| 149.2 | Joe Craddock (96-155-5) | 2007 |
| 146.9 | Kelly Holcomb (146-244-9) | 1994 |

Career (minimum 100 attempts)

| | | |
|-------|-------------------------------|--------------|
| 151.0 | Brent Stockstill (591-907-17) | 2013-Present |
| 145.4 | Mickey Corwin (237-398-19) | 1983-84 |
| 138.6 | Wes Counts (706-1079-24) | 1998-01 |
| 135.9 | Joe Craddock (342-546-13) | 2004-08 |
| 135.7 | Teddy Morris (326-587-34) | 1962-65 |
| 135.1 | Kelly Holcomb (501-861-25) | 1991-94 |
| 134.0 | Phil Ironside (258-447-11) | 1988-90 |
| 132.5 | Clint Marks (668-1012-33) | 2003-06 |
| 131.3 | Austin Grammer (221-338-12) | 2013-15 |
| 128.1 | Logan Kilgore (692-1135-36) | 2010-2013 |

MOST YARDS PER PASS

| Season (minimum 100 attempts) | Player | Year |
|-------------------------------|-----------------------------|------|
| 9.07 | Marvin Collier (129-1171) | 1985 |
| 8.98 | Wes Counts (259-2327) | 2001 |
| 8.82 | Kelly Holcomb (244-2154) | 1994 |
| 8.43 | Kelly Holcomb (209-1763) | 1991 |
| 8.38 | Kelly Holcomb (168-1409) | 1992 |
| 8.20 | Mickey Corwin (202-1658) | 1983 |
| 8.17 | Brent Stockstill (490-4005) | 2015 |

Career (minimum 150 attempts)

| | | |
|------|-----------------------------|--------------|
| 8.20 | Kelly Holcomb (861-7064) | 1991-94 |
| 8.17 | Teddy Morris (587-4799) | 1962-65 |
| 8.1 | Mickey Corwin (237-398-19) | 1983-84 |
| 8.02 | Brent Stockstill (907-7279) | 2013-Present |

| | | |
|------|----------------------------|---------|
| 7.9 | Phil Ironside (258-447-11) | 1988-90 |
| 7.42 | Wes Counts (1079-8007) | 1998-01 |
| 7.34 | Joe Craddock (546-4011) | 2004-08 |
| 7.25 | Clint Marks (1012-7342) | 2003-06 |
| 7.20 | Jonathan Quinn (675-4864) | 1995-97 |
| 7.12 | Marvin Collier (594-4234) | 1985-88 |

MOST YARDS PER COMPLETION

| Season (minimum 50 completions) | Player | Year |
|---------------------------------|----------------------------|------|
| 16.5 | Marvin Collier (56-140-8) | 1987 |
| 16.2 | Mike Robinson (63-139-7) | 1976 |
| 16.0 | Jonathan Quinn (108-223-7) | 1995 |
| 15.4 | Marvin Collier (76-129-6) | 1985 |
| 15.3 | Kelly Holcomb (92-168-6) | 1992 |

Career (minimum 75 completions)

| | | |
|------|-----------------------------|------------|
| 14.7 | Teddy Morris (326-587-34) | 1962-65 |
| 14.5 | Marvin Collier (292-594-26) | 1985-88 |
| 14.4 | Mike Robinson (228-537-46) | 1974-77 |
| 14.1 | Kelly Holcomb (501-861-25) | 1991-94 |
| 14.1 | Jonathan Quinn (346-675-26) | 1995-97 |
| 14.0 | Fred Rohrdanz (136-328-26) | 1971-74 |
| 13.7 | Phil Ironside (258-447-11) | 1988-90 |
| 13.6 | Brown Sanford (242-534-32) | 1979-81,83 |
| 13.6 | Mickey Corwin (237-398-19) | 1983-84 |

MOST PASSING YARDS PER GAME

| Season | Player | Year |
|--------|-----------------------------|------|
| 323.3 | Brent Stockstill (10 games) | 2016 |
| 308.1 | Brent Stockstill (13 games) | 2015 |
| 249.9 | Clint Marks (11 games) | 2004 |
| 236.6 | Wes Counts (11 games) | 1999 |
| 223.1 | Joe Craddock (12 games) | 2008 |
| 220.9 | Jonathan Quinn (10 games) | 1997 |
| 214.5 | Dwight Dasher (13 games) | 2009 |
| 214.2 | Logan Kilgore (12 games) | 2012 |
| 213.1 | Austin Grammer (12 games) | 2014 |
| 211.5 | Wes Counts (11 games) | 2001 |

Career (minimum 20 games)

| | | |
|-------|-----------------------------|--------------|
| 303.3 | Brent Stockstill (24 games) | 2013-Present |
| 201.3 | Logan Kilgore (39 games) | 2010-2013 |
| 186.2 | Wes Counts (43 games) | 1998-2001 |
| 174.8 | Clint Marks (42 games) | 2003-06 |
| 164.3 | Kelly Holcomb (43 games) | 1991-94 |
| 158.8 | Andrico Hines (22 games) | 2002-03 |
| 153.5 | Mickey Corwin (21 games) | 1983-84 |
| 152.0 | Jonathan Quinn (32 games) | 1995-97 |
| 138.3 | Joe Craddock (29 games) | 2004-08 |
| 137.6 | Dwight Dasher (41 games) | 2007-10 |

LONGEST COMPLETION

| | | |
|----|---|----------|
| 98 | Jonathan Quinn to D. Mostiller (TTU) | 11/11/95 |
| 95 | Francis Reynolds to T. Akin (Florence St.) | 10/30/54 |
| 94 | Joe Craddock to Jonathan Grigsby (ULM) | 11/3/07 |
| 93 | Logan Kilgore to Marcus Henry (UAB) | 11/2/13 |
| 88 | Jonathan Quinn to Demetric Mostiller (SEMO) | 10/26/96 |
| 82 | Logan Kilgore to Reggie Whatley (Troy) | 9/24/11 |
| 80 | Dwight Dasher to D.D. Kyles (ASU) | 11/21/09 |
| 80 | Clint Marks to Kerry Wright (ASU) | 10/9/04 |
| 79 | Torin Kirtsey to Hansford Johnson (MSU) | 10/10/98 |
| 78 | Brent Stockstill to I'Tavius Mathers (BG) | 9/17/16 |
| 78 | Joe Craddock to DeMarco McNair (Louisville) | 9/6/07 |
| 78 | Marvin Collier to Robert Alford (APSU) | 10/26/85 |
| 77 | Wes Counts to Sulecio Sanford (SEMO) | 10/31/98 |

CONSECUTIVE COMPLETIONS

| | | |
|-------|---------------------------------|------|
| 1. 22 | Brent Stockstill vs Alabama A&M | 2016 |
| 2. 19 | Logan Kilgore vs FAU | 2011 |
| 2. 15 | Wes Counts | 2001 |
| 2. 13 | Kelly Holcomb | 1991 |

MOST YARDS BY SENIOR

Game: 459, Wes Counts vs Idaho, 10/6/01
Season: 2,677, Joe Craddock, 2008

All-Time QB Winning Percentage

| | | |
|----|--------------------------|----------------|
| 1. | Bob Hallum (1958-59) | .900 (18-2) |
| 2. | Phil Ironside (1989-90) | .826 (19-4) |
| 3. | Teddy Morris (1962-65) | .793 (32-8-1) |
| 4. | Mickey Corwin (1983-84) | .791 (19-5) |
| 5. | Marvin Collier (1985-88) | .700 (28-12) |
| 6. | Dwight Dasher (2007-10) | .667 (18-9) |
| 7. | Kelly Holcomb (1991-94) | .656 (31-16-1) |

All-Time QB Wins

| | | |
|----|--------------------------|--------|
| 1. | Teddy Morris (1962-65) | 32-8-1 |
| 2. | Kelly Holcomb (1991-94) | 31-16 |
| 3. | Marvin Collier (1985-88) | 28-12 |
| 4. | Phil Ironside (1989-90) | 19-4 |
| | Mickey Corwin (1983-84) | 19-5 |
| | Logan Kilgore (2010-13) | 19-19 |
| | Wes Counts (1998-01) | 19-21 |
| 8. | Bob Hallum (1958-59) | 18-2 |
| | Dwight Dasher (2007-10) | 18-9 |

MOST YARDS BY JUNIOR

Game: 355, Dwight Dasher vs WKU, 10/24/09
Season: 2,789, Dwight Dasher, 2009

MOST YARDS BY SOPHOMORE

Game: 447, Clint Marks vs Arkansas State, 10/9/04
Season: 3,233, Brent Stockstill, 2016

MOST YARDS BY FRESHMAN

Game: 381, Brent Stockstill vs LA Tech, 10/24/15
Season: 4,005, Brent Stockstill, 2015

4,000-YARD PASSERS

| Player/Seasons | Yards |
|--------------------------------|-------|
| Wes Counts, 1998-2001 | 8,007 |
| Logan Kilgore, 2010-2013 | 7,849 |
| Clint Marks, 2003-06 | 7,342 |
| Brent Stockstill, 2013-Present | 7,279 |
| Kelly Holcomb, 1991-94 | 7,064 |
| Dwight Dasher, 2007-10 | 5,643 |
| Jonathan Quinn, 1995-97 | 4,864 |
| Teddy Morris, 1962-65 | 4,799 |
| Marvin Collier, 1985-88 | 4,234 |
| Joe Craddock, 2004-08 | 4,011 |

RECEIVING

MOST RECEPTIONS

| Game | Player | Date |
|------|-------------------------------------|----------|
| 16 | Richie James vs WKU | 10/15/16 |
| 14 | Richie James vs Vanderbilt | 9/10/16 |
| 13 | Ed Batties vs Illinois | 9/26/15 |
| 12 | Richie James vs Marshall | 11/12/16 |
| 12 | Richie James vs Illinois | 9/26/15 |
| 12 | Kendall Newson vs New Mexico State | 10/27/01 |
| 12 | Tyrone Calico vs East Tennessee | 11/29/99 |
| 11 | Eldred King vs Mississippi State | 10/25/08 |
| 11 | Patrick Honeycutt vs Arkansas State | 9/20/08 |
| 11 | Cleannord Saintil vs ULL | 10/22/05 |
| 11 | Dennis Mimmis vs Eastern Kentucky | 11/13/93 |
| 11 | Jerry Smith vs East Tennessee | 11/13/65 |
| 11 | Kendall Newson vs Wofford | 9/18/99 |

Season

| | | |
|-----|--------------------------------|------|
| 108 | Richie James (108-1346) | 2015 |
| 105 | Richie James (105-1625) | 2016 |
| 82 | Ed Batties (82-1048) | 2015 |
| 76 | Kerry Wright (76-1048) | 2004 |
| 74 | Kendall Newson (74-945) | 2000 |
| 73 | Kerry Wright (73-1280) | 2003 |
| 72 | Anthony Amos (72-992) | 2012 |
| 69 | Kendall Newson (69-918) | 1999 |
| 66 | I'Tavius Mathers (rb) (66-633) | 2016 |



66 Cleannord Saintil (66-884) 2005

Career

| | | |
|-----|-------------------------------|--------------|
| 238 | Kendall Newson (238-3074) | 1998-2001 |
| 213 | Richie James (213-2971) | 2014-Present |
| 194 | Tyrone Calico (194-2636) | 1999-2002 |
| 167 | Kerry Wright (167-2589) | 2001-04 |
| 131 | Tavarres Jefferson (131-1384) | 2009-2013 |
| 127 | Ed Batties (127-1522) | 2014-15 |
| 121 | Kyle Griswold (121-1386) | 2011-2013 |
| 116 | Patrick Honeycutt (116-1261) | 2005-09 |
| 115 | Malcolm Beyah (115-1500) | 2008-2011 |
| 110 | Demetric Mostiller (110-2205) | 1993-96 |
| 110 | Herbert Owenby (110-1757) | 1964-67 |

MOST YARDS

Game

| | | |
|-----|----------------------------------|----------|
| 244 | Demetric Mostiller (UT-Martin) | 11/4/95 |
| 223 | Richie James (WKU) | 10/15/16 |
| 209 | Demetric Mostiller (SEMO) | 10/26/96 |
| 198 | Richie James (FAU) | 11/14/15 |
| 187 | Kerry Wright (NMSU) | 10/11/03 |
| 183 | Richie James (Vanderbilt) | 9/10/16 |
| 181 | Kendall Newson (New Mex. St.) | 10/27/01 |
| 180 | Kendall Newson (Mississippi St.) | 10/28/00 |
| 178 | Kerry Wright (Arkansas State) | 10/9/04 |
| 175 | Ed Batties (Illinois) | 9/26/15 |

Season

| | | |
|-------|-----------------------------|------|
| 1,625 | Richie James (105-1625) | 2016 |
| 1,346 | Richie James (108-1346) | 2015 |
| 1,280 | Kerry Wright (73-1280) | 2003 |
| 1,048 | Ed Batties (82-1048) | 2015 |
| 1,048 | Kerry Wright (76-1048) | 2004 |
| 992 | Anthony Amos (72-992) | 2012 |
| 945 | Kendall Newson (74-945) | 2000 |
| 934 | Demetric Mostiller (37-934) | 1995 |
| 918 | Kendall Newson (69-918) | 1999 |
| 884 | Cleannord Saintil (66-884) | 2005 |

Career

| | | |
|------|-------------------------------|--------------|
| 3074 | Kendall Newson (238-3074) | 1998-01 |
| 2971 | Richie James (213-2971) | 2014-Present |
| 2636 | Tyrone Calico (194-2636) | 1999-2002 |
| 2589 | Kerry Wright (167-2589) | 2001-04 |
| 2205 | Demetric Mostiller (110-2205) | 1993-96 |
| 1757 | Herbert Owenby (110-1757) | 1964-67 |
| 1558 | Vince Parks (81-1558) | 1988-92 |
| 1522 | Ed Batties (127-1522) | 2014-15 |
| 1500 | Malcolm Beyah (115-1500) | 2008-2011 |
| 1386 | Kyle Griswold (121-1386) | 2011-2013 |

MOST TOUCHDOWNS

Game

| | | |
|---|---------------------------------------|----------|
| 3 | Ed Batties (Charlotte) | 9/19/15 |
| 3 | Kerry Wright (Arkansas State) | 10/9/04 |
| 3 | Kerry Wright (NMSU) | 10/11/03 |
| 3 | Tyrone Calico (Louisiana-Monroe) | 11/14/02 |
| 3 | Tyrone Calico (Idaho) | 10/6/01 |
| 3 | Cory Simpson (Morehead State) | 10/15/94 |
| 3 | Demetric Mostiller (Georgia Southern) | 9/9/95 |
| 3 | Donte Lofton (Lenoir-Rhyne) | 9/1/84 |
| 3 | Herbert Owenby (Tennessee Tech) | 11/23/67 |
| 3 | Vince Parks (UT-Chattanooga) | 9/29/90 |

Season

| | | |
|----|----------------|------|
| 13 | Ed Batties | 2015 |
| 12 | Richie James | 2016 |
| 11 | Kerry Wright | 2004 |
| 9 | Ty Lee | 2016 |
| 9 | Anthony Amos | 2012 |
| 9 | Kerry Wright | 2003 |
| 8 | Dennis Andrews | 2016 |
| 8 | Richie James | 2015 |
| 8 | Cory Simpson | 1994 |
| 8 | Jerry Smith | 1965 |

Career

| | | |
|----|--------------------|--------------|
| 22 | Kerry Wright | 2001-04 |
| 21 | Kendall Newson | 1998-01 |
| 21 | Herbert Owenby | 1964-67 |
| 20 | Richie James | 2014-Present |
| 18 | Demetric Mostiller | 1993-96 |
| 17 | Tyrone Calico | 1999-02 |
| 16 | Ed Batties | 2014-15 |
| 16 | George Dykes | 1961-63 |
| 16 | G. E. McCormack | 1955-58 |
| 14 | Malcolm Beyah | 2008-11 |

MOST YARDS PER CATCH

Game (minimum 3 receptions)

| | | | |
|------|------------------------------|----------|-------|
| 46.7 | Demetric Mostiller (TTU) | 11/11/95 | 3-140 |
| 42.7 | Randall Miller (WKU) | 11/4/72 | 3-128 |
| 41.7 | Terry Pettis (Charlotte) | 9/19/15 | 4-167 |
| 40.3 | Cory Simpson (Morehead St.) | 10/15/94 | 3-121 |
| 39.3 | Vince Hall (EKU) | 10/9/82 | 3-118 |
| 37.4 | Kerry Wright (NMSU) | 10/11/03 | 5-187 |
| 34.8 | Desmond Gee (ULM) | 11/3/07 | 4-139 |
| 33.0 | Demetric Mostiller (Ga. So.) | 9/9/95 | 5-165 |
| 32.0 | Tyrone Calico (Idaho) | 10/6/01 | 5-160 |
| 31.0 | Demetric Mostiller (EIU) | 11/16/96 | 5-155 |

Season (minimum 15 receptions)

| | | |
|-------|-----------------------------|------|
| 26.96 | George Dykes (24-647) | 1961 |
| 25.24 | Demetric Mostiller (37-934) | 1995 |
| 24.88 | Robert Alford (17-423) | 1987 |
| 22.34 | Kolas Elion (23-514) | 1979 |
| 21.26 | Vince Parks (31-659) | 1991 |

Career (minimum 35 receptions)

| | | |
|-------|-------------------------------|---------|
| 22.05 | George Dykes (62-1367) | 1961-63 |
| 20.67 | Robert Alford (49-1013) | 1984-87 |
| 20.05 | Demetric Mostiller (110-2205) | 1993-96 |
| 19.23 | Vince Parks (81-1558) | 1988-92 |
| 18.77 | Cory Simpson (66-1239) | 1992-94 |

MOST RECEPTIONS PER GAME

Season

| | | |
|------|------------------------------|------|
| 8.30 | Richie James (13 games) | 2015 |
| 8.07 | Richie James (13 games) | 2016 |
| 6.91 | Kerry Wright (11 games) | 2004 |
| 6.73 | Kendall Newson (11 games) | 2000 |
| 6.30 | Ed Batties (13 games) | 2015 |
| 6.27 | Kendall Newson (11 games) | 1999 |
| 6.08 | Kerry Wright (12 games) | 2003 |
| 6.00 | Anthony Amos (12 games) | 2012 |
| 6.00 | Cleannord Saintil (11 games) | 2005 |
| 5.91 | Kendall Newson (11 games) | 2001 |
| 5.91 | Tyrone Calico (11 games) | 1999 |

Career

| | | |
|------|------------------------------|--------------|
| 8.19 | Richie James (26 games) | 2014-Present |
| 5.53 | Kendall Newson (43 games) | 1998-2001 |
| 5.08 | Ed Batties (25 games) | 2014-15 |
| 4.82 | Cleannord Saintil (22 games) | 2004-05 |
| 4.31 | Tyrone Calico (45 games) | 1999-2002 |
| 4.30 | Anthony Amos (23 games) | 2011-12 |

LONGEST RECEPTION

| | | |
|----|-------------------------------------|----------|
| 98 | Demetric Mostiller (Tennessee Tech) | 11/11/95 |
| 95 | Travis Akin (Florence State) | 10/30/54 |
| 94 | Jonathan Grigsby (ULM) | 11/3/07 |
| 93 | Marcus Henry (UAB) | 11/2/13 |
| 88 | Demetric Mostiller (SEMO) | 10/26/96 |
| 82 | Reggie Whatley (Troy) | 9/24/11 |
| 80 | D.D. Kyles (Arkansas State) | 11/21/09 |
| 80 | Kerry Wright (Arkansas State) | 10/9/04 |
| 79 | Hansford Johnson (Murray State) | 10/10/98 |
| 78 | l'Tavius Mathers (Bowling Green) | 9/17/16 |
| 78 | Robert Alford (Austin Peay) | 10/26/85 |
| 77 | Sulecio Sanford (SEMO) | 10/31/98 |

CONSECUTIVE GAMES WITH A CATCH

| | | |
|----|--------------------|--------------|
| 43 | Kendall Newson | 1998-2001 |
| 35 | Kyle Griswold | 2011-2013 |
| 32 | Demetric Mostiller | 1994-96 |
| 27 | David Youell | 2000-2002 |
| 26 | Richie James | 2014-Present |
| 25 | Tyrone Calico | 1999-2001 |
| 24 | Matt Lowe | 1996-98 |
| 22 | Cleannord Saintil | 2004-2005 |

TOTAL OFFENSE

MOST PLAYS

Game

| | | |
|----|-------------------------------|----------|
| 70 | Brent Stockstill (Vanderbilt) | 9/10/16 |
| 64 | Dwight Dasher (Maryland) | 9/19/09 |
| 63 | Brent Stockstill (LA Tech) | 10/24/15 |
| 63 | Jeff Murphy (Arkansas State) | 11/19/11 |
| 62 | Dwight Dasher (Troy) | 10/6/09 |
| 61 | Dwight Dasher (Clemson) | 9/5/09 |
| 60 | Dwight Dasher (ASU) | 11/2/10 |
| 60 | Wes Counts (UCF) | 11/13/99 |
| 59 | Brent Stockstill (WKU) | 10/15/16 |
| 59 | Dwight Dasher (North Texas) | 9/26/09 |

Season

| | | |
|-----|------------------|------|
| 623 | Dwight Dasher | 2009 |
| 550 | Brent Stockstill | 2015 |
| 481 | Wes Counts | 1999 |
| 462 | Austin Grammer | 2014 |
| 459 | Brent Stockstill | 2016 |
| 450 | Joe Craddock | 2008 |
| 441 | Clint Marks | 2004 |
| 397 | Logan Kilgore | 2011 |
| 393 | Dwight Dasher | 2010 |
| 393 | Andrico Hines | 2002 |

Career

| | | |
|------|------------------|--------------|
| 1389 | Dwight Dasher | 2007-10 |
| 1352 | Wes Counts | 1998-01 |
| 1231 | Logan Kilgore | 2010-2013 |
| 1229 | Clint Marks | 2003-06 |
| 1085 | Marvin Collier | 1985-88 |
| 1074 | Kelly Holcomb | 1991-94 |
| 1014 | Brent Stockstill | 2013-Present |
| 918 | Teddy Morris | 1962-65 |
| 888 | Mike Robinson | 1974-77 |
| 809 | Mike Moore | 1974-77 |

MOST YARDS

Game

| | | | |
|-----|---------------------------|----------|--------------|
| 471 | Joe Craddock (ULM) | 11/3/07 | 70 r, 401 p |
| 461 | Clint Marks (ASU) | 10/9/04 | 14 r, 447 p |
| 452 | Brent Stockstill (WKU) | 10/15/16 | 18 r, 434 p |
| 451 | Wes Counts (Idaho) | 10/6/01 | -8 r, 459 p |
| 440 | Brent Stockstill (Hawaii) | 12/24/16 | 8 r, 432 p |
| 422 | Andrico Hines (ULL) | 10/19/02 | 75 r, 347 p |
| 421 | Dwight Dasher (WKU) | 10/24/09 | 66 r, 355 p |
| 411 | Logan Kilgore (Troy) | 9/24/11 | -4 r, 415 p |
| 410 | Dwight Dasher (Memphis) | 10/13/07 | 180 r, 230 p |
| 405 | Wes Counts (NMSU) | 10/27/01 | 29 r, 376 p |

Season

| | | |
|------|--------------------------------------|------|
| 4042 | Brent Stockstill (550 plays - 37 r) | 2015 |
| 3943 | Dwight Dasher (623 plays - 1154 r) | 2009 |
| 3473 | Brent Stockstill (459 plays - 240 r) | 2016 |
| 2999 | Austin Grammer (462 plays - 442 r) | 2014 |
| 2862 | Clint Marks (441 plays - 113 r) | 2004 |
| 2795 | Joe Craddock (450-118) | 2008 |
| 2684 | Wes Counts (481-81) | 1999 |
| 2643 | Logan Kilgore (357-72) | 2012 |

| | | |
|------|------------------------|------|
| 2527 | Logan Kilgore (390-20) | 2013 |
| 2471 | Wes Counts (326-67) | 2001 |

Career

| | | |
|------|------------------------------|--------------|
| 8181 | Wes Counts (1351-8181) | 1998-01 |
| 8062 | Dwight Dasher (1389-8062) | 2007-10 |
| 8059 | Logan Kilgore (1231-210) | 2010-2013 |
| 7552 | Brent Stockstill (1014-7279) | 2013-Present |
| 7235 | Clint Marks (1229-7235) | 2003-06 |
| 6998 | Kelly Holcomb (1074-6998) | 1991-94 |
| 5886 | Marvin Collier (1085-5886) | 1985-88 |
| 5566 | Teddy Morris (918-5566) | 1962-65 |
| 5026 | Jonathan Quinn (826-5026) | 1995-97 |
| 4296 | Andrico Hines (753-4296) | 2002-03 |

MOST YARDS PER PLAY

| Game | | | |
|------|------------------------------|----------|-----|
| 13.3 | Wes Counts (Idaho) | 10/6/01 | 451 |
| 13.1 | Austing Grammer (SSU) | 8/30/14 | 276 |
| 12.7 | Logan Kilgore (North Texas) | 10/27/12 | 394 |
| 11.8 | Brent Stockstill (Charlotte) | 9/19/15 | 355 |
| 11.8 | Joe Craddock (ULM) | 11/3/07 | 471 |
| 11.7 | Jonathan Quinn (UT-M) | 11/4/95 | 352 |
| 11.5 | Dwight Dasher (FIU) | 9/29/07 | 298 |
| 11.1 | Austin Grammer (USM) | 10/4/14 | 367 |
| 11.0 | Brent Stockstill (JSU) | 9/5/15 | 341 |
| 10.9 | Kelly Holcomb (EKU) | 10/17/92 | 295 |

Season (minimum 1,000 yards)

| | | |
|------|-----------------------------|------|
| 7.58 | Wes Counts (326-2471) | 2001 |
| 7.56 | Brent Stockstill (459-3473) | 2016 |
| 7.52 | Joe Campbell (151-1136) | 1990 |
| 7.40 | Logan Kilgore (357-2643) | 2012 |
| 7.34 | Brent Stockstill (550-4042) | 2015 |
| 7.21 | Kelly Holcomb (312-2250) | 1994 |

Career (minimum 2,000 yards)

| | | |
|------|-----------------------------|--------------|
| 7.44 | Brent Stockstill (273-7552) | 2013-Present |
| 6.54 | Logan Kilgore (1231-8059) | 2010-2013 |
| 6.52 | Kelly Holcomb (1074-6998) | 1991-94 |
| 6.15 | Joe Craddock (697-4284) | 2006-08 |
| 6.11 | Austin Grammer (681-2792) | 2013-15 |
| 6.10 | Joe Campbell (642-3823) | 1988-91 |
| 6.05 | Wes Counts (1352-8181) | 1998-2001 |

MOST YARDS PER GAME

| Season | | |
|--------|-----------------------------|------|
| 347.3 | Brent Stockstill (10 games) | 2016 |
| 310.9 | Brent Stockstill (13 games) | 2015 |
| 303.3 | Dwight Dasher (13 games) | 2009 |
| 260.2 | Clint Marks (11 games) | 2004 |
| 249.9 | Austin Grammer (12 games) | 2014 |
| 244.0 | Wes Counts (11 games) | 1999 |
| 237.9 | Jonathan Quinn (10 games) | 1997 |
| 232.9 | Joe Craddock (12 games) | 2008 |
| 232.5 | Dwight Dasher (9 games) | 2010 |
| 224.6 | Wes Counts (11 games) | 2001 |

Career (minimum 20 games)

| | | |
|-------|-----------------------------|--------------|
| 314.7 | Brent Stockstill (24 games) | 2013-Present |
| 206.6 | Logan Kilgore (39 games) | 2010-2013 |
| 196.6 | Dwight Dasher (41 games) | 2007-10 |
| 195.3 | Andrico Hines (22 games) | 2002-03 |
| 190.3 | Wes Counts (43 games) | 1998-01 |
| 172.3 | Clint Marks (42 games) | 2003-06 |
| 162.7 | Kelly Holcomb (43 games) | 1991-94 |
| 157.1 | Jonathan Quinn (32 games) | 1995-97 |
| 153.1 | Mickey Corwin (21 games) | 1983-84 |
| 147.7 | Joe Craddock (29 games) | 2006-08 |

TOUCHDOWNS RESPONSIBLE FOR

| Season | | |
|--------|------------------|------|
| 36 | Dwight Dasher | 2009 |
| 32 | Brent Stockstill | 2015 |
| 31 | Brent Stockstill | 2016 |
| 24 | Dwone Hicks | 2001 |
| 24 | Teddy Morris | 1965 |
| 23 | Austin Grammer | 2014 |

Career

| | | |
|----|------------------|--------------|
| 64 | Dwight Dasher | 2007-10 |
| 63 | Brent Stockstill | 2013-Present |
| 61 | Wes Counts | 1998-2001 |
| 59 | Dwone Hicks | 1999-2002 |
| 57 | Logan Kilgore | 2010-2013 |
| 56 | Teddy Morris | 1962-65 |

ALL-PURPOSE

MOST ATTEMPTS

| Game | | |
|------|-------------------------------------|----------|
| 44 | Torin Kirtsey vs Tennessee State | 9/5/98 |
| 43 | Joe Campbell vs Sam Houston St. | 11/30/91 |
| 41 | Brigham Lyons vs Tennessee St. | 9/2/95 |
| 40 | Benny Cunningham vs FIU | 10/13/12 |
| 40 | Kippy Bayless vs Tennessee Tech | 11/19/94 |
| 40 | Mike Moore vs Austin Peay | 10/29/77 |
| 37 | Dwone Hicks vs Vanderbilt | 8/30/01 |
| 37 | Kippy Bayless vs Southeast Missouri | 10/22/94 |
| 37 | Lebrian McGill vs Jacksonville St. | 10/5/96 |
| 36 | Joe Campbell vs Western Kentucky | 9/22/90 |
| 36 | Kelverrick Green vs Tennessee Tech | 11/23/96 |

MOST YARDS

| Game | | |
|------|----------------------------------|----------|
| 333 | Torin Kirtsey vs Tennessee State | 9/5/98 |
| 327 | Richie James vs FAU | 11/26/16 |
| 321 | Reggie Whately vs FAU | 11/22/14 |
| 311 | Dwone Hicks vs Louisiana Tech | 10/7/00 |
| 301 | Phillip Tanner vs North Texas | 11/22/08 |
| 300 | Walter Dunson vs Tennessee State | 9/5/92 |
| 291 | Demetric Mostiller vs UT-Martin | 11/4/95 |
| 285 | Benny Cunningham vs FIU | 10/13/12 |
| 272 | Kelverrick Green vs UT-Martin | 11/7/98 |
| 263 | l'Tavius Mathers vs Marshall | 11/12/16 |

Season

| | | |
|------|--------------------|------|
| 2194 | l'Tavius Mathers | 2016 |
| 2135 | Richie James | 2016 |
| 1814 | Demetric Mostiller | 1996 |
| 1681 | Brigham Lyons | 1995 |
| 1645 | Kippy Bayless | 1994 |
| 1534 | Vince Hall | 1984 |
| 1510 | Richie James | 2015 |
| 1501 | Kerry Wright | 2003 |
| 1472 | Kippy Bayless | 1993 |
| 1458 | Dwone Hicks | 2000 |

Career

| | | |
|------|----------------|-----------|
| 4551 | Joe Campbell | 1988-91 |
| 4307 | Dwone Hicks | 1999-02 |
| 4276 | Desmond Gee | 2006-09 |
| 4029 | Eugene Gross | 2003-2006 |
| 4028 | Kippy Bayless | 1991-94 |
| 3916 | Mike Moore | 1974-77 |
| 3832 | Reggie Whately | 2010-2014 |
| 3831 | Brigham Lyons | 1992-95 |
| 3796 | Vince Hall | 1981-84 |
| 3621 | Kerry Wright | 2001-04 |

MOST YARDS PER GAME

| Season | | |
|--------|-------------------------------|------|
| 168.8 | l'Tavius Mathers (13 games) | 2016 |
| 164.9 | Demetric Mostiller (11 games) | 1996 |
| 164.2 | Richie James (13 games) | 2016 |
| 152.8 | Brigham Lyons (11 games) | 1995 |
| 151.2 | Vince Hall (9 games) | 1983 |

| | | |
|-------|--------------------------|------|
| 149.5 | Kippy Bayless (11 games) | 1994 |
| 143.4 | Walter Dunson (8 games) | 1992 |
| 142.1 | Torin Kirtsey (8 games) | 1998 |
| 139.5 | Vince Hall (11 games) | 1984 |
| 136.5 | Joe Campbell (10 games) | 1990 |

Career (minimum 20 games)

| | | |
|-------|--------------------------|--------------|
| 140.2 | Richie James (26 games) | 2014-Present |
| 108.5 | Vince Hall (35 games) | 1981-84 |
| 105.8 | Joe Campbell (43 games) | 1988-91 |
| 105.0 | Dwone Hicks (41 games) | 1999-02 |
| 100.0 | Walter Dunson (29 games) | 1990-92 |
| 93.4 | Brigham Lyons (41 games) | 1992-95 |
| 92.4 | ReShard Lee (22 games) | 2001-02 |
| 91.5 | Kippy Bayless (44 games) | 1991-94 |

CAREER LEADER BREAKDOWN

| Player | Rush | Rec | KR | PR | Total | Years |
|-------------------------|-------|------|------|-----|-------|------------|
| Joe Campbell (rb) | 3823 | 693 | 35 | 0 | 4551 | 1988-91 |
| Dwone Hicks (rb) | 3613 | 679 | 15 | 0 | 4307 | 1999-02 |
| Desmond Gee (rb/wr) | 731 | 1126 | 2241 | 178 | 4276 | 2006-09 |
| Eugene Gross (rb) | 2753 | 809 | 467 | 0 | 4029 | 2003-06 |
| Kippy Bayless (rb) | 3286 | 708 | 34 | 0 | 4028 | 1991-94 |
| Mike Moore (rb) | 3678 | 178 | 60 | 0 | 3916 | 1974-77 |
| Reggie Whately (rb) | 1666 | 227 | 1939 | 0 | 3832 | 2010-14 |
| Brigham Lyons (rb) | 2250 | 340 | 1178 | 63 | 3831 | 1992-95 |
| Vince Hall (rb) | 3075 | 482 | 238 | 1 | 3796 | 1984-87 |
| Richie James (wr) | 485 | 2971 | 61 | 128 | 3645 | 2014-Pres. |
| Kerry Wright (wr) | 160 | 2589 | 544 | 328 | 3621 | 2001-04 |
| Gerald Anderson (rb) | 2862 | 200 | 537 | 0 | 3599 | 1984-87 |
| Demetric Mostiller (wr) | 6 | 2205 | 814 | 355 | 3380 | 1993-96 |
| Phillip Tanner (rb) | 2024 | 481 | 583 | 0 | 3088 | 2006-10 |
| Bob Hlodan (rb) | 1343 | 931 | 537 | 116 | 2927 | 1964-66 |
| Lebrian McGill (rb) | 2122 | 311 | 471 | 0 | 2904 | 1994-97 |
| Walter Dunson (rb) | 1706 | 127 | 1068 | 0 | 2901 | 1990-92 |
| Robert Alford (wr) | 108 | 1013 | 1170 | 495 | 2786 | 1984-87 |
| Kelverrick Green (rb) | 2,150 | 218 | 389 | 0 | 2757 | 1996-99 |
| Reuben Justice (rb) | 1,688 | 238 | 715 | 0 | 2641 | 1969-72 |

SCORING

MOST POINTS

| Game | | |
|------|--------------------------------------|----------|
| 36 | Phillip Tanner vs North Texas | 11/22/08 |
| 36 | Dwone Hicks vs Louisiana Tech | 10/7/00 |
| 30 | Benny Cunningham vs Georgia Tech | 9/29/12 |
| 24 | Richie James vs FAU | 11/26/16 |
| 24 | l'Tavius Mathers vs LA Tech | 9/24/16 |
| 24 | l'Tavius Mathers vs Bowling Green | 9/17/16 |
| 24 | Eugene Gross vs Louisiana-Monroe | 11/12/05 |
| 24 | Eugene Gross vs Florida Atlantic | 10/15/05 |
| 24 | Dwone Hicks vs UConn | 11/17/01 |
| 24 | Dwone Hicks vs UL-Monroe | 9/22/01 |
| 24 | Dwone Hicks vs Vanderbilt | 8/30/01 |
| 24 | Don Calloway vs Louisiana-Lafayette | 11/15/00 |
| 24 | Dwone Hicks vs So uth Florida | 11/1/00 |
| 24 | Dwone Hicks vs Connecticut | 11/4/00 |
| 24 | Joe Campbell vs Austin Peay | 10/20/90 |
| 24 | Kelverrick Green vs UT-Martin | 11/9/96 |
| 24 | Kippy Bayless vs Austin Peay | 11/6/93 |
| 24 | Marvin Collier vs Miss. Valley State | 10/10/87 |
| 24 | Walter Dunson vs Murray State | 9/26/92 |
| 24 | Walter Dunson vs Murray State | 9/28/91 |

Season

| | | |
|-----|-------------------------------|------|
| 148 | Dwone Hicks (24 TD, 2 PAT) | 2001 |
| 126 | Dwone Hicks (21 TD) | 2000 |
| 120 | l'Tavius Mathers (20 TD) | 2016 |
| 112 | Canon Rooker (64 PAT, 16 FG) | 2016 |
| 104 | Alan Gendreau (50 PAT, 18 FG) | 2009 |
| 104 | Kippy Bayless (17 TD, 1 PAT) | 1993 |
| 102 | Phillip Tanner (17 TD) | 2008 |
| 96 | Richie James (16 TD) | 2016 |
| 92 | Cody Clark (56 PAT, 12 FG) | 2015 |
| 90 | Kippy Bayless (15 TD) | 1994 |

Career

| | | |
|-----|--------------------------------|---------|
| 358 | Dwone Hicks (59 TD, 2 PAT) | 1999-02 |
| 295 | Alan Gendreau (157 PAT, 46 FG) | 2008-11 |
| 280 | Garth Petrilli (166 PAT) | 1991-94 |
| 273 | Brian Kelly (40 FG, 2PT PAT) | 2000-03 |
| 272 | Joe Campbell (45 TD) | 1988-91 |
| 261 | Kelly Potter (52 FG) | 1981-84 |
| 260 | Kippy Bayless (43 TD) | 1991-94 |
| 252 | Eugene Gross (42 TD) | 2003-06 |
| 247 | Cody Clark (148 PAT, 33 FG) | 2012-15 |
| 214 | Keegan Ray (109 PAT, 14 FG) | 1996-99 |

MOST TOUCHDOWNS SCORED

Game

| | | |
|---|--------------------------------------|----------|
| 6 | Phillip Tanner vs North Texas | 11/22/08 |
| 6 | Dwone Hicks vs Louisiana Tech | 10/7/00 |
| 5 | Benny Cunningham vs Georgia Tech | 9/29/12 |
| 4 | Richie James vs FAU | 11/26/16 |
| 4 | l'Tavius Mathers vs LA Tech | 9/24/16 |
| 4 | l'Tavius Mathers vs Bowling Green | 9/17/16 |
| 4 | Eugene Gross vs Louisiana-Monroe | 11/12/05 |
| 4 | Eugene Gross vs Florida Atlantic | 10/15/05 |
| 4 | Dwone Hicks vs UConn | 11/17/01 |
| 4 | Dwone Hicks vs UL-Monroe | 9/22/01 |
| 4 | Dwone Hicks vs Vanderbilt | 8/30/01 |
| 4 | Don Calloway vs Louisiana-Lafayette | 11/15/00 |
| 4 | Dwone Hicks vs South Florida | 11/11/00 |
| 4 | Dwone Hicks vs Connecticut | 11/4/00 |
| 4 | Joe Campbell vs Austin Peay | 10/20/90 |
| 4 | Kelverrick Green vs UT-Martin | 11/9/96 |
| 4 | Kippy Bayless vs Austin Peay | 11/6/93 |
| 4 | Marvin Collier vs Miss. Valley State | 10/10/87 |
| 4 | Walter Dunson vs Murray State | 9/26/92 |
| 4 | Walter Dunson vs Murray State | 9/28/91 |

Season

| | | |
|----|--|------|
| 24 | Dwone Hicks (20 rush, 4 rec) | 2001 |
| 21 | Dwone Hicks (19 rush, 2 rec) | 2000 |
| 20 | l'Tavius Mathers (17 rush, 3 rec) | 2016 |
| 17 | Phillip Tanner (15 rush, 1 rec, 1 ret) | 2008 |
| 17 | Kippy Bayless (15 rush, 2 rec) | 1993 |
| 16 | Richie James (4 rush, 12 rec) | 2016 |
| 15 | Kippy Bayless (15 rush) | 1994 |
| 14 | Eugene Gross (13 rush, 1 rec) | 2005 |
| 14 | Joe Campbell (14 rush) | 1991 |
| 14 | Joe Campbell (13 rush, 1 rec) | 1990 |
| 14 | Walter Dunson (13 rush, 1 ret) | 1991 |

Career

| | | |
|----|---------------------------------------|--------------|
| 59 | Dwone Hicks (53 rush, 6 rec) | 1999-02 |
| 45 | Joe Campbell (44 rush, 1 rec) | 1988-91 |
| 43 | Kippy Bayless (38 rush, 5 rec) | 1991-94 |
| 42 | Eugene Gross (41 rush, 1 rec) | 2003-06 |
| 35 | Phillip Tanner (33 rush, 1 rec, 1 kr) | 2006-10 |
| 30 | Gerald Anderson (27 rush, 3 rec) | 1984-87 |
| 29 | Walter Dunson (27 rush, 2 ret) | 1990-92 |
| 27 | Brigham Lyons (26 rush, 1 ret) | 1992-95 |
| 26 | Dwight Stone (26 rush) | 1985-86 |
| 25 | Richie James (20 rec, 5 rush) | 2014-Present |
| 25 | Mike Moore (24 rush, 1 rec) | 1974-77 |

POINTS SCORED BY KICKING

Game

| | | | |
|----|-------------------------------|----------|--------|
| 17 | Matt Crews vs Tenn. Tech | 11/17/90 | 5-6 FG |
| 15 | Canon Rooker vs Missouri | 10/22/16 | 3-4 FG |
| 15 | Brian Kelly vs ULL | 11/15/03 | 3-4 FG |
| 15 | Garth Petrilli vs TSU | 10/3/93 | 4-5 FG |
| 14 | Cody Clark vs WKU | 9/13/14 | 3-3 FG |
| 14 | Alan Gendreau vs WKU | 10/24/09 | 2-2 FG |
| 14 | Brian Kelly vs ULM | 11/14/02 | 3-3 FG |
| 14 | Brian Kelly vs MSU | 9/16/00 | 3-3 FG |
| 14 | Garth Petrilli vs APSU | 11/6/93 | 3-3 FG |
| 14 | Joe Lisle vs Georgia Southern | 9/24/88 | 4-4 FG |

Season

| | | |
|-----|----------------|------|
| 112 | Canon Rooker | 2016 |
| 104 | Alan Gendreau | 2009 |
| 92 | Cody Clark | 2015 |
| 89 | Matt Crews | 1990 |
| 87 | Carlos Lopez | 2012 |
| 82 | Cody Clark | 2013 |
| 79 | Garth Petrilli | 1994 |
| 77 | Colby Smith | 2004 |
| 76 | Brian Kelly | 2003 |
| 76 | Garth Petrilli | 1993 |

Career

| | | |
|-----|-----------------------------|-------------|
| 295 | Alan Gendreau (46 FG) | 2008-11 |
| 280 | Garth Petrilli (166 PAT) | 1991-94 |
| 271 | Brian Kelly (40 FG) | 2000-03 |
| 261 | Kelly Potter (52 FG) | 1981-84 |
| 247 | Cody Clark (33 FG) | 2012- 2015 |
| 214 | Keegan Ray (109 PAT, 14 FG) | 1996-99 |
| 186 | Colby Smith (30 FG) | 2003-06 |
| 176 | Joe Lisle (35 FG) | 1987-89 |
| 121 | Archie Arrington (55 PAT) | 1970, 72-74 |
| 117 | Dick Martin (14 FG) | 1985-86 |

FIELD GOALS & PATS

MOST EXTRA POINT KICKS MADE

Game

| | | |
|----|----------------------------------|----------|
| 11 | Canon Rooker vs FAU | 11/26/16 |
| 10 | Cody Clark vs Charlotte | 9/19/15 |
| 10 | Cody Clark vs JSU | 9/5/15 |
| 10 | Brian Kelly vs Idaho | 10/6/01 |
| 10 | Garth Petrilli vs Morehead State | 11/14/92 |
| 10 | Garth Petrilli vs Murray State | 9/26/92 |
| 10 | Keegan Ray vs UT-Martin | 11/6/99 |
| 8 | Alan Gendreau vs Austin Peay | 9/11/10 |
| 8 | Alan Gendreau vs WKU | 10/24/09 |
| 8 | Kelly Potter vs Morehead State | 9/24/83 |
| 8 | Matt Crews vs UT-Martin | 10/13/90 |
| 8 | Matt Crews vs Austin Peay | 10/20/90 |

Season

| | | |
|----|------------------------|------|
| 64 | Canon Rooker (64-66) | 2016 |
| 56 | Cody Clark (56-56) | 2015 |
| 50 | Alan Gendreau (50-51) | 2009 |
| 50 | Garth Petrilli (50-50) | 1992 |
| 46 | Cody Clark (46-46) | 2014 |
| 46 | Cody Clark (46-46) | 2013 |
| 45 | Dick Martin (45-49) | 1985 |
| 44 | Alan Gendreau (44-45) | 2010 |
| 44 | Brian Kelly (44-46) | 2001 |
| 40 | Garth Petrilli (40-42) | 1994 |

Career

| | | |
|-----|--------------------------|---------------|
| 166 | Garth Petrilli (166-170) | 1991-94 |
| 157 | Alan Gendreau (157-160) | 2008-11 |
| 151 | Brian Kelly (151-162) | 2000-03 |
| 148 | Cody Clark (148-148) | 2012-2015 |
| 109 | Keegan Ray (109-119) | 1996-99 |
| 105 | Kelly Potter (105-109) | 1981-84 |
| 96 | Colby Smith (96-97) | 2003-06 |
| 75 | Dick Martin (75-80) | 1985-86 |
| 71 | Joe Lisle (71-74) | 1987-89 |
| 65 | Canon Rooker (65-67) | 2013- Present |

CONSECUTIVE EXTRA POINT KICKS MADE

| | | | |
|----|-----|----------------|-----------|
| 1. | 148 | Cody Clark | 2012-2015 |
| 2. | 100 | Garth Petrilli | 1992-93 |

MOST EXTRA POINT KICKS ATTEMPTED

Game

| | | |
|----|-------------------------|----------|
| 11 | Canon Rooker vs FAU | 11/26/16 |
| 10 | Cody Clark vs Charlotte | 9/19/15 |
| 10 | Cody Clark vs JSU | 9/5/15 |

| | | |
|----|----------------------------------|----------|
| 10 | Brian Kelly vs Idaho | 10/6/01 |
| 10 | Garth Petrilli vs Morehead State | 11/14/92 |
| 10 | Garth Petrilli vs Murray State | 9/26/92 |
| 10 | Keegan Ray vs UT-Martin | 11/6/99 |

Season

| | | |
|----|------------------------|------|
| 66 | Canon Rooker (64-66) | 2016 |
| 56 | Cody Clark (56-56) | 2015 |
| 51 | Alan Gendreau (50-51) | 2009 |
| 50 | Garth Petrilli (50-50) | 1992 |
| 49 | Dick Martin (45-49) | 1985 |
| 46 | Cody Clark (46-46) | 2014 |
| 46 | Cody Clark (46-46) | 2013 |
| 46 | Brian Kelly (44-46) | 2001 |
| 45 | Alan Gendreau (44-45) | 2010 |
| 44 | Brian Kelly (39-44) | 2000 |

Career

| | | |
|-----|--------------------------|-----------|
| 170 | Garth Petrilli (166-170) | 1991-94 |
| 162 | Brian Kelly (151-162) | 2000-03 |
| 160 | Alan Gendreau (157-160) | 2008-11 |
| 148 | Cody Clark (148-148) | 2012-2015 |
| 119 | Keegan Ray (109-119) | 1996-99 |
| 109 | Kelly Potter (105-109) | 1981-84 |
| 97 | Colby Smith (96-97) | 2003-06 |
| 80 | Dick Martin (75-80) | 1985-86 |
| 74 | Joe Lisle (71-74) | 1987-89 |
| 72 | Paul Barnett (64-72) | 1965-67 |

BEST EXTRA POINT KICK PERCENTAGE

Season (minimum 20 made)

| | | |
|-------|--------------------------|------|
| 100.0 | Cody Clark (56-56) | 2015 |
| 100.0 | Garth Petrilli (50-50) | 1992 |
| 100.0 | Cody Clark (46-46) | 2014 |
| 100.0 | Cody Clark (46-46) | 2013 |
| 100.0 | Carlos Lopez (36-36) | 2012 |
| 100.0 | Alan Gendreau (32-32) | 2008 |
| 100.0 | Colby Smith (32-32) | 2004 |
| 100.0 | Colby Smith (26-26) | 2005 |
| 100.0 | Kelly Potter (26-26) | 1982 |
| 100.0 | Michael Robinson (22-22) | 1976 |

Career (minimum 50 made)

| | | |
|-------|--------------------------|--------------|
| 100.0 | Cody Clark (148-148) | 2012-2015 |
| 99.0 | Colby Smith (96-97) | 2003-06 |
| 98.1 | Alan Gendreau (157-160) | 2008-11 |
| 97.6 | Garth Petrilli (166-170) | 1991-94 |
| 97.0 | Canon Rooker (65-67) | 2013-Present |
| 96.4 | Michael Robinson (53-55) | 1974-77 |
| 96.3 | Kelly Potter (105-109) | 1981-84 |
| 95.9 | Joe Lisle (71-74) | 1987-89 |
| 94.8 | Archie Arrington (55-58) | 1970, 72-74 |
| 93.8 | Dick Martin (75-80) | 1985-86 |

MOST FIELD GOALS MADE

Game

| | | | |
|---|--------------------------|----------|-------|
| 5 | Matt Crews vs Tenn. Tech | 11/17/90 | (5-6) |
| 4 | Garth Petrilli vs TSU | 10/2/93 | (4-5) |
| 4 | Joe Lisle vs Georgia So. | 9/24/88 | (4-4) |

Season

| | | |
|----|------------------------|------|
| 18 | Alan Gendreau (18-22) | 2009 |
| 17 | Carlos Lopez (17-22) | 2012 |
| 17 | Matt Crews (17-24) | 1990 |
| 16 | Canon Rooker (16-19) | 2016 |
| 15 | Colby Smith (15-17) | 2004 |
| 14 | Joe Lisle (14-17) | 1989 |
| 14 | Kelly Potter (14-20) | 1984 |
| 13 | Brian Kelly (13-16) | 2003 |
| 13 | Kelly Potter (13-15) | 1981 |
| 13 | Garth Petrilli (13-16) | 1993 |
| 13 | Garth Petrilli (13-18) | 1994 |
| 13 | Keegan Ray (13-19) | 1996 |



INDIVIDUAL RECORDS

MIDDLE TENNESSEE
BLUE RAIDERS

| | | |
|---------------|--------------------------|-------------|
| 13 | Joe Lisle (13-20) | 1987 |
| 13 | Kelly Potter (13-27) | 1982 |
| Career | | |
| 52 | Kelly Potter (52-78) | 1981-84 |
| 46 | Alan Gendreau (46-62) | 2008-11 |
| 40 | Brian Kelly (40-51) | 2000-03 |
| 38 | Garth Petrilli (38-60) | 1991-94 |
| 35 | Joe Lisle (35-52) | 1987-89 |
| 35 | Keegan Ray (35-57) | 1996-99 |
| 33 | Cody Clark (33-47) | 2012-2015 |
| 30 | Colby Smith (30-46) | 2003-06 |
| 22 | Archie Arrington (22-40) | 1970, 72-74 |
| 19 | Matt Crews (19-31) | 1988-90 |

MOST FIELD GOALS ATTEMPTED

| | | |
|-------------|------------------------------------|----------|
| Game | | |
| 6 | Matt Crews vs Tennessee Tech | 11/17/90 |
| 5 | Garth Petrilli vs Tennessee State | 10/3/93 |
| 5 | Keegan Ray vs Eastern Illinois | 10/24/98 |
| 5 | Kelly Potter vs Murray State | 10/16/82 |
| 4 | Canon Rooker vs Missouri | 10/22/16 |
| 4 | Carlos Lopez vs Troy | 11/24/12 |
| 4 | Carlos Lopez vs South Alabama | 11/17/12 |
| 4 | Brian Kelly vs Louisiana-Lafayette | 11/15/03 |
| 4 | Joe Lisle vs Austin Peay | 10/22/88 |
| 4 | Joe Lisle vs Georgia Southern | 9/24/88 |
| 4 | Kelly Potter vs Tennessee Tech | 11/20/82 |
| 4 | Michael Robinson vs Tenn. Tech | 11/19/77 |

Season

| | | |
|----|------------------------|------|
| 27 | Kelly Potter (13-27) | 1982 |
| 24 | Matt Crews (17-24) | 1990 |
| 22 | Carlos Lopez (17-22) | 2012 |
| 22 | Alan Gendreau (18-22) | 2009 |
| 20 | Kelly Potter (14-20) | 1984 |
| 20 | Joe Lisle (13-20) | 1987 |
| 19 | Canon Rooker (16-19) | 2016 |
| 19 | Keegan Ray (13-19) | 1996 |
| 18 | Garth Petrilli (13-18) | 1994 |
| 17 | Colby Smith (15-17) | 2004 |
| 17 | Joe Lisle (14-17) | 1989 |
| 17 | Nares Choobua (6-17) | 1969 |
| 17 | Kenny Nolan (11-17) | 1971 |

Career

| | | |
|----|--------------------------|-------------|
| 78 | Kelly Potter (52-78) | 1981-84 |
| 62 | Alan Gendreau (46-62) | 2008-11 |
| 60 | Garth Petrilli (38-60) | 1991-94 |
| 57 | Keegan Ray (35-57) | 1996-99 |
| 52 | Joe Lisle (35-52) | 1987-89 |
| 51 | Brian Kelly (40-51) | 2000-03 |
| 47 | Cody Clark (33-47) | 2012-2015 |
| 46 | Colby Smith (30-46) | 2003-06 |
| 40 | Archie Arrington (22-40) | 1970, 72-74 |
| 31 | Matt Crews (19-31) | 1988-90 |

BEST FIELD GOAL PERCENTAGE

| | | |
|-------------------------------------|-------------------------|------|
| Season (minimum 10 attempts) | | |
| 88.2 | Colby Smith (15-17) | 2004 |
| 86.7 | Kelly Potter (13-15) | 1981 |
| 84.6 | Brian Kelly (11-13) | 2000 |
| 84.2 | Canon Rooker (16-19) | 2016 |
| 83.3 | Alan Gendreau (10-12) | 2010 |
| 82.4 | Joe Lisle (14-17) | 1989 |
| 81.8 | Alan Gendreau (18-22) | 2009 |
| 81.2 | Brian Kelly (13-16) | 2003 |
| 81.2 | Garth Petrilli (13-16) | 1993 |
| 80.0 | Archie Arrington (8-10) | 1974 |

Career (minimum 25 attempts)

| | | |
|------|-----------------------|---------|
| 78.4 | Brian Kelly (40-51) | 2000-03 |
| 74.2 | Alan Gendreau (46-62) | 2008-11 |

| | | |
|------|------------------------|-----------|
| 70.2 | Cody Clark (33-47) | 2012-2015 |
| 67.3 | Joe Lisle (35-52) | 1987-89 |
| 66.7 | Kelly Potter (52-78) | 1981-84 |
| 65.2 | Colby Smith (30-46) | 2003-06 |
| 63.3 | Garth Petrilli (38-60) | 1991-94 |
| 61.4 | Keegan Ray (35-57) | 1996-99 |
| 61.3 | Matt Crews (19-31) | 1988-90 |
| 58.6 | Kenny Nolan (17-29) | 1971-72 |

CONSECUTIVE FIELD GOALS MADE

| | | |
|----|-----------------|---------|
| 12 | Alan Gendreau | 2009 |
| 9 | Canon Rooker | 2016 |
| 9 | Cody Clark | 2013-14 |
| 8 | Alan Gendreau | 2008 |
| 8 | Kelly Potter | 1984 |
| 7 | Colby Smith | 2004 |
| 7 | Brian Kelly | 2003 |
| 7 | Brian Kelly | 2002 |
| 7 | Gerald Robinson | 1979 |
| 6 | Alan Gendreau | 2010 |
| 6 | Kelly Potter | 1981 |

LONGEST FIELD GOAL MADE

| | | |
|----|----------------------------------|----------|
| 57 | Kelly Potter vs Tennessee Tech | 11/20/82 |
| 55 | Alan Gendreau vs Louisiana | 9/25/10 |
| 54 | Garth Petrilli vs Murray State | 9/26/92 |
| 54 | M.A. Robinson vs Tennessee Tech | 11/19/77 |
| 52 | Keegan Ray vs Tennessee State | 9/6/97 |
| 52 | Kelly Potter vs Western Kentucky | 11/5/83 |
| 50 | Garth Petrilli vs Murray State | 9/25/93 |
| 50 | Keegan Ray vs Chattanooga | 9/14/96 |
| 50 | Kelly Potter vs Morehead State | 9/26/81 |
| 50 | Nares Choobua vs Austin Peay | 10/25/69 |

PUNTING

MOST ATTEMPTS

| | | |
|-------------|------------------------------------|----------|
| Game | | |
| 13 | Mike Shawen vs UT-Martin | 9/18/71 |
| 13 | Ron Taylor vs Eastern Kentucky | 10/8/69 |
| 12 | Brandon Thomas vs Eastern Kentucky | 10/14/95 |
| 12 | M.A. Robinson vs Western Kentucky | 11/8/75 |
| 11 | David DeFatta vs Troy | 10/6/09 |
| 11 | Glen Heath vs Murray State | 10/18/80 |
| 11 | Jim Merryman vs Western Kentucky | 11/6/82 |
| 11 | Mike Shawen vs UT-Martin | 11/15/73 |
| 11 | Mike Shawen vs Ball State | 11/4/72 |
| 11 | Mike Shawen vs Western Kentucky | 11/9/74 |
| 11 | Ron Taylor vs Western Kentucky | 11/7/70 |

Season

| | | |
|----|--------------------------|------|
| 82 | Jimmy Merryman (82-2850) | 1981 |
| 81 | David DeFatta (81-3131) | 2009 |
| 79 | Randy Saunders (79-3060) | 1978 |
| 77 | Ron Taylor (77-2904) | 1970 |
| 75 | Ron Taylor (75-2835) | 1969 |
| 74 | Mike Shawen (74-2847) | 1971 |
| 73 | David DeFatta (73-2987) | 2007 |
| 73 | Mike Shawen (73-3076) | 1973 |
| 72 | M.A. Robinson (72-2542) | 1975 |
| 69 | Colby Smith (69-2830) | 2006 |

Career

| | | |
|-----|----------------------------|-----------|
| 267 | Mike Shawen (267-10947) | 1971-74 |
| 221 | Chuck Daniel (221-8728) | 1987-90 |
| 216 | David DeFatta (216-8652) | 2007-09 |
| 216 | Ron Taylor (216-8370) | 1968-70 |
| 209 | Robert Billings (209-8599) | 2000-03 |
| 209 | Mark Morrison (209-8356) | 1983-86 |
| 192 | Colby Smith (192-7859) | 2003-06 |
| 191 | Billy Walker (191-6915) | 1964-67 |
| 183 | Randy Saunders (183-7209) | 1975-78 |
| 178 | Josh Davis (178-7428) | 2010-2013 |

MOST YARDS

| | | |
|-------------|--------------------------------|-----------------|
| Game | | |
| 553 | Mike Shawen vs UT-Martin | 9/18/71 (42.5) |
| 478 | Ron Taylor vs Eastern Kentucky | 10/8/69 (36.8) |
| 476 | Brandon Thomas vs ECU | 10/14/95 (39.6) |
| 468 | Josh Davis vs Troy | 10/5/10 (46.8) |
| 466 | Mike Shawen vs UT-Martin | 11/15/73 (42.3) |
| 445 | Mike Shawen vs Ball State | 11/4/72 (40.5) |
| 443 | Mike Shawen vs WKU | 11/7/70 (40.3) |
| 441 | Mike Shawen vs WKU | 11/9/74 (40.1) |
| 435 | M.A. Robinson vs WKU | 11/8/75 (36.2) |
| 435 | Randy Saunders vs WKU | 11/6/76 (43.5) |

Season

| | | |
|------|--------------------------|------|
| 3131 | David DeFatta (81-3131) | 2009 |
| 3076 | Mike Shawen (73-3076) | 1973 |
| 3060 | Randy Saunders (79-3060) | 1978 |
| 2987 | David DeFatta (73-2987) | 2007 |
| 2904 | Ron Taylor (77-2904) | 1970 |
| 2850 | Jimmy Merryman (82-2850) | 1981 |
| 2847 | Mike Shawen (74-2847) | 1971 |
| 2835 | Ron Taylor (75-2835) | 1969 |
| 2830 | Colby Smith (69-2830) | 2006 |
| 2720 | Mike Shawen (62-2720) | 1974 |

Career

| | | |
|-------|----------------------------|-----------|
| 10947 | Mike Shawen (267-10947) | 1971-74 |
| 8728 | Chuck Daniel (221-8728) | 1987-90 |
| 8652 | David DeFatta (216-8652) | 2007-09 |
| 8599 | Robert Billings (209-8599) | 2000-03 |
| 8370 | Ron Taylor (216-8370) | 1968-70 |
| 8356 | Mark Morrison (209-8356) | 1983-86 |
| 7859 | Colby Smith (192-7859) | 2003-06 |
| 7428 | Josh Davis (178-7428) | 2010-2013 |
| 7209 | Randy Saunders (183-7209) | 1975-78 |
| 6915 | Billy Walker (191-6915) | 1964-67 |

MOST YARDS PER PUNT

| | | | |
|----------------------------------|-----------------------------|----------|-------|
| Game (minimum 4 attempts) | | | |
| 59.8 | Josh Davis vs Memphis | 9/18/10 | 4-239 |
| 56.5 | Robert Billings vs NMSU | 11/2/02 | 4-226 |
| 54.0 | Mike Shawen vs Ball State | 11/2/74 | 4-216 |
| 53.0 | David DeFatta vs ULL | 11/10/07 | 7-371 |
| 50.6 | Mike Shawen vs WKU | 11/3/73 | 5-253 |
| 49.8 | Josh Davis vs WCU | 8/29/13 | 4-199 |
| 48.2 | Josh Davis vs South Alabama | 11/17/12 | 4-193 |
| 48.0 | Colby Smith vs FIU | 12/3/05 | 4-192 |
| 48.0 | Colby Smith vs ULL | 9/25/04 | 4-192 |
| 48.0 | Mike Shawen vs TSU | 9/7/74 | 5-240 |

Season (minimum 25 attempts)

| | | |
|-------|---------------------------|------|
| 43.87 | Mike Shawen (62-2720) | 1974 |
| 42.67 | Josh Davis (58-2475) | 2010 |
| 42.61 | Robert Billings (61-2599) | 2002 |
| 42.56 | Keegan Ray (52-2213) | 1999 |
| 42.31 | Robert Billings (35-1481) | 2001 |
| 42.22 | Mark Morrison (58-2449) | 1986 |
| 42.14 | Mike Shawen (73-3076) | 1973 |
| 42.10 | Colby Smith (59-2484) | 2005 |
| 42.09 | Robert Billings (61-2568) | 2003 |
| 41.80 | Josh Davis (65-2717) | 2013 |

Career (minimum 75 attempts)

| | | |
|-------|----------------------------|-----------|
| 41.73 | Josh Davis (178-7428) | 2010-2013 |
| 41.14 | Robert Billings (209-8599) | 2000-03 |
| 41.00 | Mike Shawen (267-10947) | 1971-74 |
| 40.93 | Colby Smith (192-7859) | 2003-06 |
| 40.15 | Brandon Thomas (160-6424) | 1994-97 |
| 40.06 | David DeFatta (216-8652) | 2007-09 |
| 39.98 | Mark Morrison (209-8356) | 1983-86 |
| 39.49 | Chuck Daniel (221-8728) | 1987-90 |
| 39.39 | Randy Saunders (183-7209) | 1976-78 |
| 38.75 | Ron Taylor (216-8370) | 1968-70 |

LONGEST PUNT

| | | |
|----|--------------------------|----------|
| 80 | Sid Corban vs Vanderbilt | 10/27/56 |
|----|--------------------------|----------|



| | | |
|----|--------------------------------------|----------|
| 79 | Colby Smith vs Florida International | 8/31/06 |
| 78 | Josh Davis vs Memphis | 9/18/10 |
| 78 | Bobby Young vs Murray State | 11/8/52 |
| 71 | David DeFatta vs WKU | 11/15/08 |
| 71 | Randy Saunders vs Eastern Kentucky | 10/9/76 |
| 70 | Josh Davis vs UAB | 11/2/13 |
| 70 | David DeFatta vs Troy | 11/20/07 |
| 70 | Chuck Daniel vs Murray State | 11/11/89 |
| 70 | Mike Shawen vs Western Kentucky | 11/3/73 |

PUNT RETURNS

MOST RETURNS

| Game | | |
|------|-----------------------------------|----------|
| 8 | Robert Alford vs Murray State | 11/15/86 |
| 7 | Hansford Johnson vs UL-Monroe | 10/14/00 |
| 7 | Steve Puryear vs Murray State | 9/25/82 |
| 6 | Bradley Robinson vs Vanderbilt | 10/1/05 |
| 6 | Demetric Mostiller vs Austin Peay | 10/12/96 |
| 6 | Don Griffin vs Austin Peay | 10/23/82 |
| 6 | Don Griffin vs Western Kentucky | 11/6/82 |
| 6 | Hansford Johnson vs UT Martin | 11/6/99 |

Season

| | | |
|----|-----------------------------|------|
| 41 | Orlando Crenshaw (41-342) | 1990 |
| 33 | Orlando Crenshaw (33-308) | 1989 |
| 31 | Raymond Bonner (31-150) | 1972 |
| 31 | Raymond Bonner (31-219) | 1971 |
| 30 | Robert Alford (30-390) | 1986 |
| 28 | Dennis Mimms (28-367) | 1992 |
| 28 | Taylor Edwards (28-125) | 1969 |
| 26 | Sidney Pigg (26-183) | 1981 |
| 26 | Don Griffin (26-160) | 1984 |
| 26 | Demetric Mostiller (26-159) | 1995 |

Career

| | | |
|-----|-----------------------------|-------------|
| 121 | Orlando Crenshaw (121-1036) | 1988-91 |
| 88 | Don Griffin (88-683) | 1982-85 |
| 68 | Dennis Mimms (68-637) | 1991-94 |
| 63 | Raymond Bonner (63-374) | 1969, 71-72 |
| 57 | Hansford Johnson (57-548) | 1998-2001 |
| 49 | Sonny Anderson (49-252) | 1972-75 |
| 47 | Demetric Mostiller (47-355) | 1993-96 |
| 46 | Robert Alford (46-598) | 1984-87 |
| 41 | Kerry Wright (41-328) | 2001-04 |
| 40 | Taylor Edwards (40-188) | 1967-70 |

MOST RETURN YARDS

| Game | | |
|------|---------------------------------|--------------|
| 120 | Hansford Johnson vs UT-Martin | 11/6/99 (6) |
| 102 | Robert Alford vs Austin Peay | 10/3/87 (4) |
| 101 | Hansford Johnson vs UL-Monroe | 10/14/00 (7) |
| 99 | Orlando Crenshaw vs SEMO | 10/26/91 (3) |
| 97 | Orlando Crenshaw vs Murray St. | 11/10/90 (5) |
| 95 | Dennis Mimms vs Murray St. | 9/26/92 (3) |
| 92 | Don Griffin vs WKU | 11/6/82 (6) |
| 87 | Demetric Mostiller vs APSU | 10/12/96 (6) |
| 85 | Sulecio Sanford vs UT-Chatt. | 9/13/97 (1) |
| 84 | Orlando Crenshaw vs APSU | 10/21/89 (3) |
| 84 | Robert Alford vs Youngstown St. | 11/1/86 (3) |

Season

| | | |
|-----|---------------------------|------|
| 390 | Robert Alford (30-390) | 1986 |
| 367 | Dennis Mimms (28-367) | 1992 |
| 342 | Orlando Crenshaw (41-342) | 1990 |
| 308 | Orlando Crenshaw (33-308) | 1989 |
| 272 | Hansford Johnson (21-272) | 1999 |
| 228 | Hansford Johnson (22-228) | 2000 |
| 222 | Don Griffin (20-222) | 1982 |
| 219 | Raymond Bonner (31-219) | 1971 |
| 212 | Steve Edging (20-212) | 1966 |
| 208 | Orlando Crenshaw (24-208) | 1991 |

Career

| | | |
|------|-----------------------------|---------|
| 1036 | Orlando Crenshaw (121-1036) | 1988-91 |
| 683 | Don Griffin (88-683) | 1982-85 |
| 637 | Dennis Mimms (68-637) | 1991-94 |
| 598 | Robert Alford (46-598) | 1984-87 |

| | | |
|-----|-----------------------------|-------------|
| 548 | Hansford Johnson (57-548) | 1998-2001 |
| 374 | Raymond Bonner (63-374) | 1969, 71-72 |
| 355 | Demetric Mostiller (47-355) | 1993-96 |
| 328 | Kerry Wright (29-328) | 2001-04 |
| 306 | Eric Russell (39-306) | 2010-11 |
| 263 | Steve Edging (28-263) | 1965-66 |

MOST YARDS PER RETURN

| Game | | |
|------|-------------------------------------|----------|
| 41.5 | Kerry Wright vs Akron | 9/11/04 |
| 33.0 | Orlando Crenshaw vs SEMO | 10/26/91 |
| 31.7 | Dennis Mimms vs Murray State | 9/26/92 |
| 28.0 | Orlando Crenshaw vs Austin Peay | 10/21/89 |
| 28.0 | Robert Alford vs Youngstown St. | 11/1/86 |
| 25.5 | Robert Alford vs Austin Peay | 10/3/87 |
| 22.0 | Kerry Wright vs Idaho | 10/18/03 |
| 20.0 | Hansford Johnson vs UT-Martin | 11/6/99 |
| 19.4 | Orlando Crenshaw vs Murray State | 11/10/90 |
| 18.5 | Sulecio Sanford vs Eastern Illinois | 10/24/98 |

Season (minimum 5 returns)

| | | |
|-------|---------------------------|------|
| 28.20 | Sidney Corban (5-141) | 1956 |
| 17.17 | Robert Alford (6-103) | 1984 |
| 16.80 | Sulecio Sanford (5-84) | 1997 |
| 15.57 | Jackie Pope (7-109) | 1962 |
| 14.80 | Travis Akin (5-74) | 1955 |
| 13.11 | Dennis Mimms (28-367) | 1992 |
| 13.00 | Robert Alford (30-390) | 1986 |
| 13.00 | Sonny Anderson (6-78) | 1972 |
| 12.95 | Hansford Johnson (21-272) | 1999 |
| 12.50 | Travis Akin (8-100) | 1956 |

Career (minimum 20 returns)

| | | |
|-------|-----------------------------|-----------|
| 13.00 | Robert Alford (46-598) | 1984-87 |
| 10.14 | Sulecio Sanford (22-223) | 1997-98 |
| 9.61 | Hansford Johnson (57-548) | 1998-2001 |
| 9.37 | Dennis Mimms (68-637) | 1991-94 |
| 8.56 | Orlando Crenshaw (121-1036) | 1988-91 |
| 8.00 | Kerry Wright (41-328) | 2001-04 |
| 7.84 | Eric Russell (39-306) | 2010-11 |
| 7.76 | Don Griffin (88-683) | 1982-85 |
| 7.55 | Demetric Mostiller (47-355) | 1993-96 |
| 6.84 | Desmond Gee (26-178) | 2006-09 |

MOST TOUCHDOWNS

| Game | | |
|------|---|--|
| 1 | Several Players (last Kevin Byard vs ODU, 2014) | |

Season

| | | |
|---|----------------|------|
| 2 | Raymond Bonner | 1971 |
|---|----------------|------|

Career

| | | |
|---|------------------|-------------|
| 4 | Orlando Crenshaw | 1988-91 |
| 2 | Chuck Swafford | 1986-89 |
| 2 | Gene Windham | 1957-59 |
| 2 | Raymond Bonner | 1969, 71-72 |
| 2 | Mike Caldwell | 1989-92 |

LONGEST RETURN

| | | |
|----|-----------------------------------|---------------|
| 95 | Jimbo Pearson vs Morehead State | 10/22/60 (TD) |
| 94 | Jim Harvey vs Western Kentucky | 9/29/62 (TD) |
| 87 | Orlando Crenshaw vs SEMO | 10/26/91 (TD) |
| 85 | Sulecio Sanford vs UT-Chatt. | 9/13/97 (TD) |
| 83 | Dennis Mimms vs Northern Illinois | 10/3/92 (TD) |
| 80 | Robert Alford vs Youngstown State | 11/1/86 |
| 78 | Orlando Crenshaw vs APSU | 10/22/88 (TD) |
| 77 | Robert Alford vs Austin Peay | 10/3/87 (TD) |
| 76 | Kevin Byard vs Old Dominion | 9/26/14 (TD) |
| 75 | Kerry Wright vs Akron | 9/11/04 (TD) |
| 75 | Orlando Crenshaw vs Murray State | 11/10/90 (TD) |

KICKOFF RETURNS

MOST RETURNS

| Game | | |
|------|---------------------------------|---------|
| 7 | Desmond Gee vs LSU | 9/15/07 |
| 7 | Desmond Gee vs Louisville | 9/6/07 |
| 7 | Alan Curtis vs Eastern Kentucky | 10/6/79 |

| | | |
|---|---------------------------------|----------|
| 7 | Butch Hamby vs East Tennessee | 11/10/79 |
| 7 | Steve Puryear vs Morehead State | 9/25/82 |
| 7 | Walter Dunson vs Florida State | 10/19/91 |
| 6 | Jeremiah Bryson vs WKU | 10/10/15 |
| 6 | Reggie Whatley vs Marshall | 10/11/14 |
| 6 | Reggie Whatley vs WKU | 11/1/12 |
| 6 | Eric Russell vs Memphis | 10/1/11 |
| 6 | Eric Russell vs Arkansas State | 11/2/10 |
| 6 | Desmond Gee vs Clemson | 9/5/09 |
| 6 | Damon Nickson vs Louisville | 10/6/06 |
| 6 | Eugene Gross vs Clemson | 9/13/03 |
| 6 | Brigham Lyons vs Texas A&M | 11/18/95 |

Season

| | | |
|----|-----------------------------|------|
| 43 | Eric Russell (43-892) | 2011 |
| 41 | Desmond Gee (41-910) | 2009 |
| 36 | Desmond Gee (36-722) | 2007 |
| 32 | Eric Russell (32-842) | 2010 |
| 29 | Jamison Palmer (29-572) | 1999 |
| 28 | Demetric Mostiller (28-744) | 1996 |
| 28 | Desmond Gee (28-544) | 2008 |
| 27 | Reggie Whatley (27-692) | 2014 |
| 26 | Eugene Gross (26-467) | 2003 |
| 26 | Brigham Lyons (26-541) | 1995 |

Career

| | | |
|-----|-----------------------------|-----------|
| 108 | Desmond Gee (108-2241) | 2006-09 |
| 75 | Eric Russell (75-1734) | 2010-11 |
| 72 | Reggie Whatley (72-1939) | 2010-2014 |
| 53 | Orlando Crenshaw (53-1042) | 1988-91 |
| 53 | Brigham Lyons (53-1178) | 1992-95 |
| 43 | Walter Dunson (43-1068) | 1990-92 |
| 42 | Robert Alford (42-1067) | 1984-87 |
| 35 | Damon Nickson (35-846) | 2004-07 |
| 34 | Jamison Palmer (34-689) | 1999-2001 |
| 32 | Demetric Mostiller (32-814) | 1993-96 |

MOST RETURN YARDS

| Game | | |
|------|-----------------------------------|----------|
| 222 | Reggie Whatley vs WKU | 11/1/12 |
| 187 | Damon Nickson vs Louisville | 10/6/06 |
| 166 | Demetric Mostiller vs J'ville St. | 10/5/96 |
| 165 | Eric Russell vs Arkansas State | 11/2/10 |
| 161 | Robert Alford vs Lenoir-Rhyne | 9/7/85 |
| 160 | Desmond Gee vs Louisville | 9/6/07 |
| 139 | Phillip Tanner vs North Texas | 11/22/08 |
| 137 | ReShard Lee vs Alabama | 8/31/02 |
| 136 | Reggie Whatley vs FAU | 11/22/14 |
| 136 | Brigham Lyons vs Texas A&M | 11/18/95 |
| 136 | Muhammad Rashada vs Miss. St. | 10/28/00 |

Season

| | | |
|-----|-----------------------------|------|
| 910 | Desmond Gee (41-910) | 2009 |
| 892 | Eric Russell (43-892) | 2011 |
| 842 | Eric Russell (32-842) | 2010 |
| 762 | Reggie Whatley (25-762) | 2012 |
| 744 | Demetric Mostiller (28-744) | 1996 |
| 722 | Desmond Gee (36-722) | 2007 |
| 692 | Reggie Whatley (27-692) | 2014 |
| 608 | Walter Dunson (25-608) | 1991 |
| 605 | Damon Nickson (21-605) | 2006 |
| 572 | Jamison Palmer (29-572) | 1999 |

Career

| | | |
|------|-----------------------------|-----------|
| 2241 | Desmond Gee (108-2241) | 2006-09 |
| 1939 | Reggie Whatley (72-1939) | 2010-2014 |
| 1734 | Eric Russell (75-1734) | 2010-11 |
| 1178 | Brigham Lyons (53-1178) | 1992-95 |
| 1068 | Walter Dunson (43-1068) | 1990-92 |
| 1067 | Robert Alford (42-1067) | 1984-87 |
| 1042 | Orlando Crenshaw (53-1042) | 1988-91 |
| 846 | Damon Nickson (35-846) | 2004-07 |
| 814 | Demetric Mostiller (32-814) | 1993-96 |
| 715 | Reuben Justice (26-715) | 1969-71 |

TOUCHDOWNS

| Game | | |
|------|---|--|
| 1 | Several Times (last by R. Whatley vs WKU, 2012) | |

Season

| | | |
|---|----------------|------|
| 2 | Damon Nickson | 2006 |
| 2 | Reuben Justice | 1969 |
| 1 | Reggie Whatley | 2012 |

| | | |
|---|------------------|------|
| 1 | Eric Russell | 2010 |
| 1 | Phillip Tanner | 2008 |
| 1 | Bradley Robinson | 2007 |
| 1 | Kerry Wright | 2001 |
| 1 | Jamison Palmer | 2001 |
| 1 | Robert Alford | 1985 |
| 1 | Sulecio Sanford | 1998 |
| 1 | Buck Rolman | 1957 |
| 1 | Buck Rolman | 1958 |
| 1 | Taylor Edwards | 1970 |
| 1 | Joe Pelt | 1971 |
| 1 | Walter Dunson | 1990 |
| 1 | Walter Dunson | 1991 |

| | | |
|---------------|----------------|---------|
| Career | | |
| 2 | Damon Nickson | 2004-07 |
| 2 | Buck Rolman | 1955-58 |
| 2 | Reuben Justice | 1969-71 |
| 2 | Walter Dunson | 1990-92 |

MOST YARDS PER RETURN

| | | |
|-------------|-----------------------------------|----------|
| Game | | |
| 54.0 | Damon Nickson vs FAU | 11/4/06 |
| 53.7 | Robert Alford vs Lenoir-Rhyne | 9/7/85 |
| 46.3 | Phillip Tanner vs North Texas | 11/22/08 |
| 45.0 | Reggie Whatley vs FIU | 11/15/14 |
| 41.5 | Demetric Mostiller vs J'ville St. | 10/5/96 |
| 40.3 | Desmond Gee vs WKU | 10/24/09 |
| 40.0 | Walter Dunson vs Florida State | 10/19/91 |
| 37.0 | Reggie Whatley vs WKU | 11/1/12 |
| 36.7 | Kerry Wright vs UConn | 11/17/01 |
| 36.0 | Cory Simpson vs Hawaii | 9/4/93 |

Season (minimum 6 returns)

| | | |
|-------|-----------------------------|------|
| 30.05 | Reggie Whatley (25-762) | 2012 |
| 29.92 | Robert Alford (13-389) | 1985 |
| 29.17 | Reuben Justice (18-525) | 1969 |
| 28.81 | Damon Nickson (21-605) | 2006 |
| 28.57 | Bradley Robinson (7-200) | 2007 |
| 28.25 | Dennis Mimms (8-226) | 1993 |
| 27.62 | Gerald Anderson (8-221) | 1984 |
| 26.57 | Demetric Mostiller (28-744) | 1996 |
| 26.31 | Eric Russell (32-842) | 2010 |
| 25.71 | Walter Dunson (14-360) | 1990 |

Career (minimum 20 returns)

| | | |
|-------|-----------------------------|-----------|
| 26.93 | Reggie Whatley (72-1939) | 2010-2014 |
| 25.44 | Demetric Mostiller (32-814) | 1993-96 |
| 25.40 | Robert Alford (42-1067) | 1984-87 |
| 24.84 | Walter Dunson (43-1068) | 1990-92 |
| 24.41 | Gerald Anderson (22-537) | 1984-87 |
| 24.17 | Damon Nickson (35-846) | 2004-07 |
| 23.12 | Eric Russell (75-1734) | 2010-11 |
| 22.90 | Sulecio Sanford (21-481) | 1997-98 |
| 22.23 | Brigham Lyons (53-1178) | 1992-95 |

LONGEST RETURN

| | | |
|----|-----------------------------------|---------------|
| 99 | Joe Pelt vs Morehead State | 9/25/71 (TD) |
| 99 | Sulecio Sanford vs Illinois | 9/12/98 (TD) |
| 97 | Eric Russell vs WKU | 11/20/10 (TD) |
| 97 | Reuben Justice vs Morehead St. | 9/27/69 (TD) |
| 96 | Reggie Whatley vs WKU | 11/1/12 (TD) |
| 95 | Buck Rolman vs UT-Chatt. | 10/19/57 (TD) |
| 94 | Damon Nickson vs Florida Atlantic | 11/4/06 (TD) |
| 93 | Robert Alford vs Lenoir-Rhyne | 9/7/85 (TD) |

DEFENSE

MOST TOTAL TACKLES

| | | |
|-------------|-----------------------------------|----------|
| Game | | |
| 24 | Chris Keen vs Western Kentucky | 11/8/75 |
| 23 | Robbie Ridings vs Murray State | 10/17/91 |
| 22 | Andra Bullock vs Western Kentucky | 11/5/77 |
| 22 | Jimmy Roberto vs Murray State | 10/17/81 |
| 21 | Chris Keen vs Morehead St. | 9/27/75 |
| 21 | Scotty Brown vs SEMO | 10/31/98 |
| 20 | Darrell Love vs Eastern Illinois | 11/16/96 |
| 20 | John Csir vs Morehead State | 9/27/75 |
| 20 | Nathaniel Claybrooks vs Marshall | 11/26/94 |
| 20 | Scott Boykin vs Eastern Kentucky | 9/21/91 |

Season

| | | |
|-----|---------------------------|------|
| 178 | Stan Wright (127-51) | 1978 |
| 142 | Gary Bell (99-43) | 1973 |
| 142 | Melvin Boyd (90-52) | 1974 |
| 140 | Chris Keen (91-49) | 1975 |
| 132 | Mo Bell (92-40) | 1977 |
| 125 | Roosevelt Colvard (57-68) | 1985 |
| 125 | John Csir (87-38) | 1975 |
| 120 | Andra Bullock (80-40) | 1977 |
| 120 | Roosevelt Colvard (79-41) | 1986 |
| 119 | T.T. Barber (73-46) | 2013 |

Career

| | | |
|-----|-----------------------------|---------|
| 344 | Roosevelt Colvard (179-165) | 1983-86 |
| 331 | Robbie Ridings (191-140) | 1979-82 |
| 331 | Stan Wright (249-82) | 1976-79 |
| 323 | T.T. Barber (213-110) | 2012-15 |
| 313 | Dennis Mix (196-117) | 1979-82 |
| 312 | Kevin Byard (195-117) | 2011-15 |
| 303 | Melvin Boyd (204-99) | 1973-75 |
| 289 | Anthony Hicks (160-129) | 1992-96 |
| 286 | Jeremy Kellem (171-115) | 2007-10 |
| 285 | James Griffin (186-99) | 1979-82 |

MOST UNASSISTED TACKLES

| | | |
|---------------|---------------------------|------|
| Season | | |
| 127 | Stan Wright (127-51) | 1978 |
| 99 | Stan Wright (99-19) | 1979 |
| 99 | Gary Bell (99-43) | 1973 |
| 92 | Mo Bell (92-40) | 1977 |
| 91 | Chris Keen (91-49) | 1975 |
| 90 | Melvin Boyd (90-52) | 1974 |
| 87 | John Csir (87-38) | 1975 |
| 81 | Jim Dunster (81-27) | 1976 |
| 80 | Andra Bullock (80-40) | 1977 |
| 79 | Roosevelt Colvard (79-41) | 1986 |

Career

| | | |
|-----|--------------------------|-------------|
| 213 | T.T. Barber (213-110) | 2012-15 |
| 204 | Melvin Boyd (204-99) | 1973-75 |
| 200 | Ronnie Cecil (200-59) | 1974-77 |
| 196 | Dennis Mix (196-117) | 1979-82 |
| 195 | Kevin Byard (195-117) | 2011-15 |
| 195 | Tony Buck (195-75) | 1974-77 |
| 191 | Robbie Ridings (191-140) | 1979-82 |
| 187 | Reggie Bell (187-83) | 1976-77, 79 |
| 186 | James Griffin (186-99) | 1979-82 |
| 184 | Andra Bullock (184-86) | 1974-77 |

MOST ASSISTED TACKLES

| | | |
|---------------|------------------------------|------|
| Season | | |
| 68 | Roosevelt Colvard (57-68) | 1985 |
| 68 | Randy Carr (46-68) | 1984 |
| 66 | Nathaniel Claybrooks (52-66) | 1994 |
| 65 | Robbie Ridings (45-65) | 1981 |
| 62 | Nathaniel Claybrooks (46-62) | 1995 |
| 60 | Jimmy Roberto (40-60) | 1981 |
| 58 | Cam Robinson (55-58) | 2009 |
| 56 | Scott Boykin (51-56) | 1990 |
| 55 | Brian Chastain (27-55) | 1996 |
| 53 | Anthony Hicks (60-53) | 1993 |

Career

| | | |
|-----|--------------------------------|---------|
| 165 | Roosevelt Colvard (179-165) | 1983-86 |
| 154 | Nathaniel Claybrooks (116-154) | 1993-95 |
| 140 | Robbie Ridings (191-140) | 1979-82 |
| 129 | Anthony Hicks (160-129) | 1992-96 |
| 118 | Darrell Love (115-118) | 1995-98 |
| 117 | Kevin Byard (195-117) | 2011-15 |
| 117 | Dennis Mix (196-117) | 1979-82 |
| 115 | Jeremy Kellem (171-115) | 2007-10 |
| 114 | Don Griffin (96-114) | 1982-85 |
| 111 | Anthony Coleman (161-111) | 1987-90 |

TACKLES FOR LOSS

| | | |
|-------------|----------------------------------|----------|
| Game | | |
| 5 | J.K. Sabb vs North Texas | 9/10/05 |
| 4.5 | Jamari Lattimore vs Louisiana | 9/25/10 |
| 4 | Chris McCoy vs Maryland | 9/19/09 |
| 4 | Keith Pauldo vs Eastern Kentucky | 11/15/97 |
| 4 | Anthony Hicks vs UT-Martin | 11/9/96 |
| 4 | Anthony McCord vs Austin Peay | 10/7/95 |
| 4 | Kenny Tippins vs Alcorn State | 10/1/88 |
| 4 | Kenny Tippins vs Austin Peay | 10/22/88 |
| 4 | Kenny McDaniel vs Akron | 11/16/85 |
| 4 | Dino Delullis vs Akron | 11/16/85 |
| 4 | Jimmy Robert vs Morehead State | 9/25/82 |
| 4 | John Blankenship vs Austin Peay | 10/30/76 |

Season

| | | |
|------|-----------------------------|------|
| 22 | Reggie Bell (22-136) | 1977 |
| 20 | Chris McCoy (20-74) | 2009 |
| 18 | Bryan DeGraffenreid (18-68) | 1996 |
| 17 | Dennis Mix (17-86) | 1982 |
| 17 | Anthony Hicks (17-77) | 1996 |
| 17 | Dennis Mix (17-89) | 1981 |
| 15 | Jamari Lattimore (15-73) | 2010 |
| 15 | Anthony McCord (15-67) | 1995 |
| 14.5 | Erik Walden (14.5-90) | 2006 |
| 14.5 | J.K. Sabb (14.5-69) | 2006 |

Career

| | | |
|------|-----------------------------|-------------|
| 46 | Dennis Mix (46-244) | 1979-82 |
| 40 | Erik Walden (40-177) | 2004-07 |
| 36 | Anthony Hicks (36-136) | 1992-96 |
| 34 | T.T. Barber (34-124) | 2012-15 |
| 33 | Anthony McCord (33-148) | 1993-96 |
| 32.5 | Danny Carmichael (32.5-128) | 2006-09 |
| 30 | Jamari Lattimore (30.0-146) | 2008-10 |
| 28 | Reggie Bell (28-156) | 1976-77, 79 |
| 27.5 | J.K. Sabb (27.5-118) | 2005-06 |
| 26.5 | Chris McCoy (26.5-103) | 2006-09 |

TACKLES FOR LOSS YARDS

| | | |
|---------------|--------------------------|------|
| Season | | |
| 136 | Reggie Bell (22-136) | 1977 |
| 90 | Erik Walden (14.5-90) | 2006 |
| 89 | Dennis Mix (17-89) | 1981 |
| 86 | Dennis Mix (17-86) | 1982 |
| 78 | James McClellan (14-78) | 1978 |
| 77 | Anthony Hicks (17-77) | 1996 |
| 74 | Chris McCoy (20-74) | 2009 |
| 73 | Jamari Lattimore (15-73) | 2010 |
| 70 | M. McCullough (11-70) | 1980 |
| 69 | J.K. Sabb (14.5-69) | 2006 |

Career

| | | |
|-----|-----------------------------|-------------|
| 244 | Dennis Mix (46-244) | 1979-82 |
| 177 | Erik Walden (40-177) | 2004-07 |
| 156 | Reggie Bell (28-156) | 1976-77, 79 |
| 148 | Anthony McCord (33-148) | 1993-96 |
| 146 | Jamari Lattimore (30-146) | 2008-10 |
| 144 | M. McCullough (24-144) | 1980-82 |
| 136 | Anthony Hicks (36-136) | 1992-96 |
| 133 | Leighton Gasque (24.5-133) | 2010-2014 |
| 128 | Danny Carmichael (32.5-128) | 2006-09 |
| 124 | T.T. Barber (34-124) | 2012-15 |

QUARTERBACK SACKS

| | | |
|-------------|---------------------------------|----------|
| Game | | |
| 4 | Jamari Lattimore vs Louisiana | 9/25/10 |
| 3 | Dearco Nolan vs FAU | 9/21/13 |
| 3 | Jamari Lattimore vs Maryland | 9/19/09 |
| 3 | Anthony Hicks vs UT-Martin | 11/9/96 |
| 2.5 | Shubert Bastien vs Old Dominion | 9/26/14 |
| 2.5 | Erik Walden vs Troy | 11/25/06 |



| | | |
|---------------|----------------------------|----------|
| 2.5 | Kenny McDaniel vs Akron | 11/16/85 |
| Season | | |
| 11.5 | Jamari Lattimore (11.5-66) | 2010 |
| 11.5 | Erik Walden (11.5-83) | 2006 |
| 7.0 | Leighton Gasque (7.0-38) | 2011 |
| 7.0 | Chris McCoy (7.0-42) | 2009 |
| 7.0 | Tavares Jones (7.0-57) | 2007 |
| 7.0 | Anthony Hicks (7.0-51) | 1996 |
| 6.5 | Danny Carmichael (6.5-44) | 2009 |
| 6.0 | Leighton Gasque (6.0-31) | 2014 |
| 6.0 | Erik Walden (6-26) | 2004 |
| 6.0 | Scotty Brown (6.0-37) | 2001 |
| 6.0 | Anthony McCord (6.0-38) | 1995 |

| | | |
|---------------|------------------------------|-----------|
| Career | | |
| 22.5 | Erik Walden (22.5-136) | 2004-07 |
| 22.0 | Leighton Gasque (22.0-125) | 2010-2014 |
| 20.5 | Jamari Lattimore (20.5-129) | 2008-10 |
| 15.0 | Anthony McCord (15.0-81) | 1993-96 |
| 14.0 | Tavares Jones (14.0-95) | 2004-07 |
| 12.5 | Danny Carmichael (12.5-88) | 2006-09 |
| 12.0 | Devarick Scandrett (12.0-68) | 2002-05 |
| 11.0 | Chris McCoy (11.0-67) | 2005-09 |
| 11.0 | Bryan Faulkner (11.0-67) | 1988-91 |
| 11.0 | Anthony Hicks (11.0-78) | 1992-96 |

QUARTERBACK SACK YARDS

| | | |
|---------------|------------------|------|
| Season | | |
| 83 | Erik Walden | 2006 |
| 66 | Jamari Lattimore | 2010 |
| 57 | Tavares Jones | 2007 |
| 51 | Anthony Hicks | 1996 |
| 44 | Danny Carmichael | 2009 |
| 42 | Chris McCoy | 2009 |
| 40 | Cam Robinson | 2009 |
| 40 | Chris Burns | 1990 |
| 38 | Chris Hale | 2015 |
| 38 | Leighton Gasque | 2011 |
| 38 | Tavares Jones | 2006 |
| 38 | Anthony McCord | 1995 |

| | | |
|---------------|------------------------------|-----------|
| Career | | |
| 136 | Erik Walden (22.5-136) | 2004-07 |
| 129 | Jamari Lattimore (20.5-129) | 2008-10 |
| 125 | Leighton Gasque (22.0-125) | 2010-2014 |
| 95 | Tavares Jones (14.0-95) | 2004-07 |
| 88 | Danny Carmichael (12.5-88) | 2006-09 |
| 81 | Anthony McCord (15.0-81) | 1993-96 |
| 78 | Anthony Hicks (11.0-78) | 1992-96 |
| 68 | Devarick Scandrett (12.0-68) | 2002-05 |
| 67 | Chris McCoy (11.0-67) | 2005-09 |
| 67 | Bryan Faulkner (11.0-67) | 1988-91 |

INTERCEPTIONS

| | | |
|-------------|--------------------------------|----------|
| Game | | |
| 4 | Damon Nickson vs UL-Lafayette | 10/28/06 |
| 3 | Don Griffin vs Akron | 11/16/85 |
| 3 | Ken Coffee vs Austin Peay | 10/25/69 |
| 3 | Mike Matheny vs Pensacola Navy | 9/16/67 |

| | | |
|---------------|-----------------------|------|
| Season | | |
| 8 | James Griffin (8-105) | 1982 |
| 7 | Marcus Udell (7-88) | 2009 |
| 6 | Kevin Byard (6-1) | 2014 |
| 6 | Jimbo Pearson (6-72) | 1960 |
| 6 | Mike Matheny (6-71) | 1967 |
| 6 | Tommy Barnes (6-54) | 1988 |
| 6 | Don Griffin (6-47) | 1985 |
| 6 | Jimmy McCamey (6-22) | 1989 |
| 5 | Kevin Byard (5-159) | 2013 |

| | | |
|---|-------------------------|------|
| 5 | Bradley Robinson (5-65) | 2007 |
| 5 | Damon Nickson (5-31) | 2006 |
| 5 | Bradley Robinson (5-12) | 2005 |
| 5 | Don Thomas (5-73) | 1988 |
| 5 | Pat Siegfried (5-63) | 1977 |
| 5 | Typail McMullen (5-44) | 1996 |
| 5 | Markee Tate (5-41) | 1993 |

Career

| | | |
|----|---------------------------|----------------|
| 19 | Kevin Byard (19-377) | 2011-15 |
| 17 | James Griffin (17-286) | 1979-82 |
| 14 | Bradley Robinson (14-217) | 2004-07 |
| 14 | Cedric Stegall (14-214) | 1995-98 |
| 13 | Ray Oldham (13-246) | 1969-72 |
| 13 | Don Griffin (13-119) | 1982-85 |
| 11 | Jimbo Pearson (11-109) | 1960-61, 63-64 |
| 10 | Jeremy Kellem (10-113) | 2007-10 |
| 10 | Ronnie Cecil (10-138) | 1974-77 |
| 10 | Dejuan Buford (10-85) | 1984-86, 88 |
| 10 | Sonny Anderson (10-82) | 1972-75 |
| 10 | Mike Matheny (10-81) | 1965-67 |
| 10 | Chuck Swafford (10-58) | 1986-89 |

INTERCEPTION RETURN YARDS

| | | |
|-------------|------------------------------|----------|
| Game | | |
| 105 | Jimmy Saunders vs Tenn. Tech | 11/18/78 |
| 101 | Darin Davis vs FAU | 11/27/10 |
| 100 | Ray Oldham vs UT-Chattanooga | 10/3/70 |
| 99 | Kevin Byard vs Troy | 11/24/12 |
| 99 | Ray Neal vs Muskingum | 12/12/64 |
| 89 | Michael Woods vs NMSU | 10/11/03 |

Season

| | | |
|-----|--------------------------|------|
| 167 | Kevin Byard (4-167) | 2012 |
| 159 | Kevin Byard (5-159) | 2013 |
| 140 | Bradley Robinson (2-140) | 2006 |
| 139 | Darin Davis (3-139) | 2010 |
| 120 | Cedric Stegall (4-120) | 1995 |
| 113 | Jeremy Cutrer (3-113) | 2015 |
| 112 | Jimmy Sanders (4-112) | 1978 |
| 106 | Ray Oldham (2-106) | 1970 |
| 105 | James Griffin (8-105) | 1982 |
| 103 | Ray Oldham (4-103) | 1971 |

Career

| | | |
|-----|---------------------------|-----------|
| 377 | Kevin Byard (15-327) | 2011-15 |
| 286 | James Griffin (17-286) | 1979-82 |
| 246 | Ray Oldham (13-246) | 1969-72 |
| 217 | Bradley Robinson (14-217) | 2004-07 |
| 214 | Cedric Stegall (14-214) | 1995-98 |
| 144 | Jimmy Sanders (6-144) | 1976-78 |
| 141 | Markee Tate (9-141) | 1991-94 |
| 140 | Delvin Pikes (5-140) | 1998-2000 |
| 139 | Darin Davis (3-139) | 2008-11 |
| 138 | Ronnie Cecil (10-138) | 1974-77 |

LONGEST RETURN

| | | |
|-----|----------------------------------|---------------|
| 100 | Ray Oldham vs UTC | 10/3/70 (TD) |
| 99 | Ray Neal vs Muskingum | 12/12/64 (TD) |
| 89 | Michael Woods vs NMSU | 10/11/03 (TD) |
| 88 | Bradley Robinson vs Arkansas St. | 11/11/06 (TD) |
| 81 | John Diefenback vs UTC | 10/2/76 (TD) |
| 77 | Kevin Byard vs Troy | 11/24/12 (TD) |
| 71 | Kareem Bland vs Connecticut | 11/4/00 (TD) |
| 70 | Rod Issac vs ULM | 10/23/10 (TD) |
| 68 | Kevin Byard vs Memphis | 9/15/12 (TD) |
| 67 | Lannie Martin vs Tennessee State | 9/3/77 (TD) |

INTERCEPTION RETURN TOUCHDOWNS

| | | |
|-------------|-----------------|-----------------|
| Game | | |
| 1 | DJ Sanders (lb) | vs FAU 11/26/16 |
| 1 | DJ Sanders (lb) | at FIU 10/29/16 |

| | | |
|---|-----------------------|-------------------------|
| 1 | DJ Sanders (lb) | vs Jackson State 9/5/15 |
| 1 | Kevin Byard (s) | at USM 11/23/13 |
| 1 | Kevin Byard (s) | vs FIU 11/9/13 |
| 1 | Stephen Roberts (lb) | at UAB 11/2/13 |
| 1 | T.T. Barber (lb) | at UAB 11/2/13 |
| 1 | Kevin Byard (s) | at Memphis 9/15/12 |
| 1 | Kevin Byard (s) | vs Troy 11/24/12 |
| 1 | Rod Issac (cb) | vs ULM 10/23/10 |
| 1 | Darin Davis (lb) | vs APSU 9/11/10 |
| 1 | Jeremy Kellem (s) | at ULM 11/28/09 |
| 1 | Jamari Lattimore (de) | vs Louisiana 11/14/09 |
| 1 | Jeremy Kellem (s) | at Louisville 10/18/08 |
| 1 | Michael Woods (s) | vs NMSU 10/11/03 |
| 1 | Kareem Bland (cb) | at UConn 11/4/00 |
| 1 | Kareem Bland (cb) | vs UT-Martin 11/6/99 |
| 1 | Charlie Walker (cb) | vs UT-Martin 11/6/99 |
| 1 | Sean Luckett (de) | 1994 |
| 1 | Markee Tate (cb) | 1994 |
| 1 | Markee Tate (cb) | 1994 |
| 1 | Brad Cowan (de) | 1986 |
| 1 | Don Thomas (lb) | 1987 |
| 1 | Dennis Mix (ss) | 1981 |
| 1 | Jimmy Sanders (cb) | 1978 |
| 1 | Ronnie Cecil (ss) | 1975 |
| 1 | Sonny Anderson (cb) | 1973 |
| 1 | Danny Buck (dt) | 1970 |

Season

| | | |
|---|-------------|------|
| 2 | DJ Sanders | 2016 |
| 2 | Kevin Byard | 2013 |
| 2 | Kevin Byard | 2012 |
| 2 | Markee Tate | 1994 |

Career

| | | |
|---|------------------|--------------|
| 4 | Kevin Byard (s) | 2011-15 |
| 3 | DJ Sanders (lb) | 2014-Present |
| 2 | Kareem Bland (s) | 1999-2002 |
| 2 | Markee Tate | 1991-94 |

PASSES DEFENDED

| | | |
|---------------|-----------------|------|
| Season | | |
| 22 | Jykine Bradley | 2001 |
| 19 | Typail McMullen | 1996 |
| 16 | Jeremy Cutrer | 2015 |
| 15 | Jykine Bradley | 2000 |
| 14 | Alex Suber | 2009 |
| 14 | Cedric Stegall | 1998 |
| 14 | Markee Tate | 1993 |
| 14 | James Griffin | 1982 |

Career

| | | |
|----|------------------|-----------|
| 46 | Cedric Stegall | 1995-98 |
| 44 | Jykine Bradley | 1999-2001 |
| 36 | Kevin Byard | 2011-15 |
| 33 | James Griffin | 1979-82 |
| 30 | Bradley Robinson | 2004-07 |

PASS BREAKUPS

| | | |
|---------------|-----------------|------|
| Season | | |
| 17 | Jykine Bradley | 2001 |
| 14 | Typail McMullen | 1996 |
| 13 | Jeremy Cutrer | 2015 |
| 12 | Alex Suber | 2009 |
| 12 | Jimmy McCamey | 1989 |
| 12 | Jamie Redmond | 1990 |

Career

| | | |
|----|----------------|---------|
| 32 | Cedric Stegall | 1995-98 |
| 28 | Jamie Redmond | 1989-92 |
| 23 | Jeremy Cutrer | 2015-16 |
| 23 | Anthony Hicks | 1992-96 |
| 22 | Marty Carter | 1988-90 |
| 21 | Alex Suber | 2005-09 |
| 21 | Markee Tate | 1991-94 |



INDIVIDUAL RECORDS

MIDDLE TENNESSEE
BLUE RAIDERS

FORCED FUMBLES

| Season | Player | Record |
|--------|------------------|--------|
| 6 | Danny Carmichael | 2009 |
| 4 | Sean Mosley | 2006 |

Career

| | | |
|---|------------------|-----------|
| 9 | Danny Carmichael | 2006-09 |
| 7 | Jeremy Kellem | 2007-10 |
| 7 | Mike Caldwell | 1989-92 |
| 6 | T.T. Barber | 2012-15 |
| 6 | Erik Walden | 2004-07 |
| 6 | Shubert Bastien | 2011-2014 |
| 5 | Kevin Byard | 2011-15 |
| 5 | Sean Mosely | 2004-06 |

FUMBLE RECOVERIES

| Season | Player | Record |
|--------|-----------------|--------|
| 5 | Rick Holliday | 1994 |
| 5 | Emanuel Toles | 1981 |
| 5 | T. Smogorzewski | 1978 |
| 4 | Eddie Wright | 1976 |
| 4 | Chip Street | 1969 |
| 4 | George Goodson | 1977 |
| 4 | Emanuel Toles | 1980 |

Career

| | | |
|----|----------------------|---------|
| 12 | Emanuel Toles | 1979-82 |
| 8 | George Goodson | 1974-77 |
| 7 | John Harris | 1970-72 |
| 6 | John Garrett | 1982-85 |
| 6 | John Diefenbach | 1975-78 |
| 6 | Art Washington | 1981-82 |
| 6 | Nathaniel Claybrooks | 1993-95 |
| 6 | Marty Carter | 1988-90 |
| 6 | Dennis Mix | 1979-82 |

BLOCKED PUNTS

| Game | Player | Record |
|------|--------------------------------|----------|
| 2 | Markee Tate vs Murray State | 9/26/92 |
| 2 | Mike Fairbanks vs Morehead St. | 10/15/88 |

Season

| | | |
|---|--------------|------|
| 3 | Markee Tate | 1992 |
| 3 | Sean Luckett | 1992 |
| 3 | Tommy Barnes | 1988 |

Career

| | | |
|---|---------------|---------|
| 4 | Jeremy Kellem | 2007-10 |
| 4 | Markee Tate | 1992-94 |
| 3 | Sean Luckett | 1991-94 |
| 3 | Tommy Barnes | 1986-88 |

BLOCKED FIELD GOALS

| Season | Player | Record |
|--------|-------------------|--------|
| 2 | Derek Upshaw (dt) | 2010 |

Career

| | | |
|---|----------------------|---------|
| 2 | Shubert Bastien (de) | 2011-14 |
| 2 | Derek Upshaw (dt) | 2010 |

BLOCKED EXTRA POINTS

| Game | Player | Record |
|------|-----------------------------|----------|
| 2 | Kareem Bland vs North Texas | 11/23/02 |

Season

| | | |
|---|--------------------|------|
| 2 | Pierre Ingram (wr) | 2003 |
| 2 | Kareem Bland (db) | 2002 |

Career

| | | |
|---|--------------------|-----------|
| 3 | Kareem Bland (db) | 1999-2002 |
| 2 | Pierre Ingram (wr) | 2003-06 |

ATTENDANCE RECORDS

TOP 10 CROWDS AT FLOYD STADIUM

| | | | | | |
|-----|--------|--------------------|---------|---|-------|
| 1. | 30,502 | Georgia Tech | 9/10/11 | L | 49-21 |
| 2. | 28,105 | Memphis | 9/12/09 | W | 31-14 |
| 3. | 28,010 | Troy | 10/5/10 | L | 42-13 |
| 4. | 27,568 | Tennessee State | 9/5/98 | W | 28-27 |
| 5. | 27,519 | Southeast Missouri | 9/28/02 | L | 24-14 |
| 6. | 25,908 | Minnesota | 9/2/10 | L | 24-17 |
| 7. | 25,766 | Florida Atlantic | 9/30/08 | W | 14-13 |
| 8. | 25,411 | Vanderbilt | 10/3/15 | L | 17-13 |
| 9. | 24,911 | WKU | 9/13/14 | W | 50-47 |
| 10. | 23,992 | Memphis | 9/14/13 | W | 17-15 |

YEARLY HOME ATTENDANCE

| YEAR | GMS | ATT. | AVG. | Record |
|------|-----|---------|--------|--------|
| 2016 | 5 | 86215 | 17243 | 3-2 |
| 2015 | 6 | 103,258 | 17,210 | 5-1 |
| 2014 | 6 | 104,450 | 17,408 | 5-1 |
| 2013 | 6 | 112,287 | 17,714 | 5-1 |
| 2012 | 5 | 88,691 | 17,738 | 3-2 |
| 2011 | 6 | 110,440 | 18,407 | 1-5 |
| 2010 | 4 | 114,143 | 22,444 | 3-3 |
| 2009 | 6 | 123,104 | 20,517 | 5-1 |
| 2008 | 5 | 101,135 | 20,227 | 4-1 |
| 2007 | 5 | 92,650 | 18,530 | 2-3 |
| 2006 | 5 | 110,185 | 22,037 | 3-2 |
| 2005 | 5 | 76,203 | 15,241 | 4-1 |
| 2004 | 5 | 65,094 | 13,019 | 4-1 |
| 2003 | 6 | 66,127 | 11,021 | 2-4 |
| 2002 | 5 | 55,816 | 11,163 | 3-2 |
| 2001 | 5 | 89,286 | 17,857 | 5-0 |
| 2000 | 5 | 60,826 | 12,165 | 5-0 |
| 1999 | 5 | 62,359 | 12,472 | 3-2 |
| 1998 | 4 | 85,255 | 21,314 | 2-2 |

FLOYD STADIUM YEARLY ATTENDANCE (RANKED BY TOTAL ATTENDANCE)

| YEAR | GMS | ATT. | AVG. | Record |
|------|-----|---------|--------|--------|
| 2009 | 6 | 123,104 | 20,517 | 5-1 |
| 2010 | 4 | 114,143 | 22,444 | 3-3 |
| 2013 | 6 | 112,287 | 18,714 | 5-1 |
| 2011 | 6 | 110,440 | 18,407 | 1-5 |
| 2006 | 5 | 110,185 | 22,037 | 3-2 |
| 2014 | 6 | 104,450 | 17,408 | 5-1 |

FLOYD STADIUM YEARLY ATTENDANCE (RANKED BY AVERAGE ATTENDANCE)

| YEAR | GMS | ATT. | AVG. | Record |
|------|-----|---------|--------|--------|
| 2010 | 4 | 114,143 | 22,444 | 3-3 |
| 2006 | 5 | 110,185 | 22,037 | 3-2 |
| 1998 | 4 | 85,255 | 21,314 | 2-2 |
| 2009 | 6 | 123,104 | 20,517 | 5-1 |
| 2008 | 5 | 101,135 | 20,227 | 4-1 |

LARGEST ATTENDED MT GAMES

| | | | |
|-----|---------|--------------|------|
| 1. | 107,672 | at Tennessee | 2002 |
| 2. | 98,568 | at Alabama | 2015 |
| 3. | 92,058 | at Georgia | 2003 |
| 4. | 88,249 | at LSU | 2001 |
| 5. | 88,211 | at Tennessee | 2011 |
| 6. | 84,326 | at Oklahoma | 2006 |
| 7. | 84,311 | at Florida | 2000 |
| 8. | 81,018 | at Alabama | 2005 |
| 9. | 80,091 | at Alabama | 2002 |
| 10. | 80,018 | at Florida | 2004 |
| 11. | 76,184 | at Nebraska | 1992 |
| 12. | 75,000 | at Clemson | 2009 |

COMBINED BLOCKED KICKS

| Game | Player | Record |
|------|--------------------------------|----------|
| 2 | Kareem Bland vs North Texas | 11/23/02 |
| 2 | Markee Tate vs Murray State | 9/26/92 |
| 2 | Mike Fairbanks vs Morehead St. | 10/15/88 |

Season

| | | |
|---|--------------|------|
| 3 | Markee Tate | 1992 |
| 3 | Sean Luckett | 1992 |
| 3 | Tommy Barnes | 1988 |

Career

| | | |
|---|-------------------------------------|---------|
| 4 | Jeremy Kellem (4 punts) | 2007-10 |
| 4 | Markee Tate (4 punts) | 1992-94 |
| 4 | Kareem Bland (1 field goal, 3 PATs) | 1999-02 |
| 3 | Sean Mosley (2 punts, 1 FG) | 2004-06 |
| 3 | Pierre Ingram (2 PAT, 1 FG) | 2003-06 |

GAMES PLAYED

| Player | Record |
|--------|--------------------------|
| 52 | Mike Caldwell (1989-92) |
| 51 | Steven Rhodes (2013-16) |
| 51 | Shaquille Huff (2012-16) |
| 51 | Hunter Rogers (2012-16) |
| 50 | James Roberson (2011-15) |

| | |
|----|-----------------------------|
| 50 | Alan Gendreau (2008-11) |
| 50 | Sancho McDonald (2008-11) |
| 50 | Mike Williams (2008-11) |
| 50 | Derrick Crumpton (2008-11) |
| 50 | Jeremy Kellem (2007-10) |
| 50 | Mark Thompson (2006-09) |
| 50 | Orlando Crenshaw (1988-91) |
| 49 | Kevin Byard (2011-15) |
| 49 | Pat McNeil (2010-15) |
| 49 | Shubert Bastien (2011-2014) |
| 49 | Christian Henry (2010-2014) |
| 49 | Leighton Gasque (2010-2014) |
| 49 | Jimmy Staten (2009-2013) |
| 49 | Josh Davis (2010-2013) |
| 49 | Josh Walker (2009-2013) |
| 49 | Mark Fisher (2007-10) |
| 49 | Emmanuel Perez (2007-10) |
| 49 | Phillip Tanner (2006-10) |
| 49 | Garth Pettrilli (1991-94) |
| 49 | Mike Jordan (1990-93) |
| 49 | Jamie Redmond (1989-92) |
| 49 | Joe Campbell (1988-91) |



TEAM MISCELLANEOUS

MOST WINS

Season11 (1984, 1985, 1990)

MOST CONSECUTIVE WINS

Season 18, 11/7/64 - 10/8/66

MOST CONFERENCE WINS

Season 8 (1992)

MOST CONSECUTIVE CONFERENCE WINS

Season 15, 9/28/91 - 9/25/93

MOST LOSSES

Season 10 (2011)

MOST CONSECUTIVE LOSSES

Season 16, 11/12/77 - 11/10/79

MOST CONSECUTIVE CONFERENCE LOSSES

Season 10, 10/7/78 - 11/3/79

MOST TIES

Season 2 (1925, 1951, 1954)

LARGEST WINNING MARGIN

Game70, Morehead State (70-0), 1992
69, North Alabama (76-7), 1927

LARGEST LOSING MARGIN

Game69, Vanderbilt (69-0), 1926

LARGEST COME-FROM-BEHIND VICTORY

Game24 vs New Mexico State (10/27/01)
(down 35-11 in 4th quarter, won 39-35)

RUSHING

MOST ATTEMPTS

| Game | Player | Attempts | Date |
|------|--------------------------|----------|----------|
| 81 | Mississippi Valley State | | 10/10/87 |
| 64 | Florida Atlantic | | 10/15/05 |
| 62 | Jackson State | | 9/5/15 |
| 61 | WKU | | 9/13/14 |
| 61 | Austin Peay | | 9/11/10 |
| 60 | Marshall | | 10/24/13 |
| 60 | Arkansas State | | 11/2/10 |

MOST ATTEMPTS

| Season | Attempts | Year |
|--------|------------|------|
| 588 | (588-2062) | 1976 |
| 586 | (586-1897) | 1971 |
| 559 | (559-1999) | 1972 |
| 550 | (550-2808) | 1985 |
| 549 | (549-2256) | 1975 |

MOST YARDS

| Game | Player | Yards | Date |
|------|--------------|-------|----------|
| 592 | UT-Martin | | 10/14/90 |
| 495 | FAU | | 11/26/16 |
| 469 | UT-Martin | | 11/7/98 |
| 461 | Murray State | | 11/7/59 |
| 385 | FIU | | 11/7/09 |
| 353 | Austin Peay | | 9/11/10 |

MOST YARDS

| Season | Yards | Year |
|--------|------------|------|
| 3188 | (533-3188) | 1990 |
| 2874 | (547-2874) | 1959 |
| 2808 | (550-2808) | 1985 |
| 2647 | (478-2647) | 1991 |
| 2614 | (471-2614) | 2001 |

MOST TOUCHDOWNS

| Game | Player | Touchdowns | Date |
|------|----------------|------------|----------|
| 9 | FAU | | 11/26/16 |
| 8 | Morehead State | | 11/14/92 |
| 8 | Campbellsville | | 9/18/93 |
| 8 | Murray State | | 9/26/92 |
| 7 | Austin Peay | | 9/11/10 |
| 7 | Connecticut | | 11/4/00 |

MOST TOUCHDOWNS

| Season | Touchdowns | Year |
|--------|------------------|------|
| 36 | 1990 | |
| 36 | 1985 | |
| 33 | 1992 | |
| 33 | 1993 | |
| 32 | 1991, 2001, 2010 | |

MOST YARDS PER RUSH

| Game | Player | Yards | Date |
|------|-------------|-------|----------|
| 9.1 | Louisville | | 9/6/07 |
| 8.7 | FAU | | 11/26/16 |
| 8.5 | North Texas | | 11/22/08 |
| 7.9 | UT-Martin | | 11/7/98 |
| 7.7 | Missouri | | 10/22/16 |

MOST YARDS PER RUSH

| Season | Yards | Year |
|--------|------------|------|
| 5.98 | (533-3188) | 1990 |
| 5.98 | (417-2494) | 2016 |
| 5.55 | (471-2614) | 2001 |
| 5.54 | (478-2647) | 1991 |
| 5.29 | (404-2138) | 2000 |

MOST YARDS PER GAME

| Season | Yards | Year |
|--------|------------|------|
| 289.8 | (11 games) | 1990 |
| 287.4 | (10 games) | 1959 |
| 255.3 | (11 games) | 1985 |
| 240.6 | (11 games) | 1991 |
| 239.3 | (10 games) | 1957 |
| 239.3 | (10 games) | 1958 |

PASSING

MOST ATTEMPTS

| Game | Player | Attempts | Date |
|------|----------------|----------|----------|
| 65 | Vanderbilt | | 9/10/16 |
| 56 | LA Tech | | 10/24/15 |
| 54 | WKU | | 10/15/16 |
| 53 | Alabama A&M | | 9/3/16 |
| 52 | ULM | | 11/12/11 |
| 52 | Maryland | | 9/23/00 |
| 51 | Hawai'i | | 12/24/16 |
| 51 | Vanderbilt | | 10/3/15 |
| 50 | WKU | | 10/6/11 |
| 48 | Troy | | 9/24/11 |
| 48 | Arkansas State | | 11/19/11 |
| 48 | UCF | | 11/13/99 |

Season

| Season | Attempts | Year |
|--------|--------------|------|
| 556 | (349-556-15) | 2016 |
| 509 | (299-509-15) | 2011 |
| 501 | (334-501-10) | 2015 |
| 436 | (238-436-15) | 2009 |
| 414 | (256-414-11) | 2008 |

MOST COMPLETIONS

| Game | Player | Completions | Date |
|------|--------------|-------------|----------|
| 42 | WKU | | 10/15/16 |
| 40 | Alabama A&M | | 9/3/16 |
| 38 | Vanderbilt | | 9/10/16 |
| 36 | LA Tech | | 10/24/15 |
| 35 | UL-Lafayette | | 9/25/04 |
| 33 | Akron | | 9/11/04 |

| | | |
|----|------------------|----------|
| 32 | Vanderbilt | 10/3/15 |
| 32 | ULM | 11/12/11 |
| 31 | FAU | 10/22/11 |
| 31 | New Mexico State | 10/27/01 |
| 31 | Louisiana Tech | 10/16/99 |

Season

| | | |
|-----|--------------|------|
| 349 | (349-556-15) | 2016 |
| 334 | (334-501-10) | 2015 |
| 299 | (299-509-15) | 2011 |
| 282 | (282-404-16) | 2004 |
| 256 | (256-414-11) | 2008 |

MOST YARDS

| Game | Player | Yards | Date |
|------|----------------|-------|----------|
| 459 | Idaho | | 10/6/01 |
| 447 | Arkansas State | | 10/9/04 |
| 435 | Alabama A&M | | 9/3/16 |
| 434 | WKU | | 10/15/16 |
| 432 | Hawai'i | | 12/24/16 |

Season

| | | |
|------|--------------|------|
| 4236 | (349-556-15) | 2016 |
| 4052 | (334-501-10) | 2015 |
| 3064 | (238-436-15) | 2009 |
| 3052 | (299-509-15) | 2011 |
| 2945 | (282-404-16) | 2004 |

MOST YARDS PER GAME

| Season | Yards | Year |
|--------|------------|------|
| 325.8 | (13 games) | 2016 |
| 311.7 | (13 games) | 2015 |
| 267.7 | (11 games) | 2004 |
| 254.3 | (12 games) | 2011 |
| 246.5 | (11 games) | 1999 |

MOST TOUCHDOWNS

| Game | Player | Touchdowns | Date |
|------|-------------|------------|----------|
| 6 | Alabama A&M | | 9/3/16 |
| 6 | Idaho | | 10/6/01 |
| 5 | Charlotte | | 9/19/15 |
| 5 | Troy | | 9/24/11 |
| 5 | UT-Martin | | 10/28/67 |

Season

| | |
|----|------|
| 39 | 2016 |
| 31 | 2015 |
| 25 | 2009 |
| 22 | 1984 |
| 21 | 2011 |
| 21 | 2007 |
| 21 | 2001 |

PASSES HAD INTERCEPTED

| Game | Player | Interceptions | Date |
|------|-------------------|---------------|----------|
| 7 | Tennessee Tech | | 11/21/81 |
| 5 | UT-Chattanooga | | 10/1/77 |
| 4 | Miami (Ohio) | | 1/6/11 |
| 4 | Arkansas State | | 11/2/10 |
| 4 | Georgia Tech | | 10/16/10 |
| 4 | Mississippi State | | 10/17/09 |
| 4 | Murray State | | 9/27/97 |
| 4 | Marshall | | 11/26/94 |
| 4 | Austin Peay | | 10/20/84 |

Season

| | | |
|----|--------------|------|
| 24 | (226-384-24) | 2010 |
| 24 | (139-297-24) | 1968 |
| 23 | (130-306-23) | 1969 |
| 21 | (48-152-21) | 1974 |
| 19 | (77-209-19) | 1975 |



TEAM RECORDS

MIDDLE TENNESSEE
BLUE RAIDERS

MOST PASSING YARDS PER ATTEMPT

| Game | Opponent | Date (Score) |
|------|------------------|-------------------|
| 17.3 | New Mexico State | 10/11/03 (12-208) |
| 16.4 | Idaho | 10/6/01 (28-459) |
| 16.4 | FAU | 11/26/16 (16-262) |
| 14.5 | UL-Lafayette | 10/19/02 (24-347) |
| 13.8 | Louisiana-Monroe | 11/3/07 (29-401) |
| 13.1 | Arkansas St. | 10/9/04 (34-447) |
| 13.0 | Charlotte | 9/19/15 (29-379) |

Season

| | | |
|-----|--------------|------|
| 8.9 | (153-256-12) | 1994 |
| 8.9 | (82-136-6) | 1985 |
| 8.8 | (84-156-9) | 1961 |
| 8.6 | (214-310-6) | 2001 |
| 8.6 | (106-180-12) | 1963 |

MOST PASSING YARDS PER COMPLETION

| Game | Opponent | Date (Score) |
|------|-----------------------|-------------------|
| 23.8 | FAU | 11/26/16 |
| 23.1 | New Mexico State | 10/11/03 (9-208) |
| 21.5 | Florida International | 9/29/07 (12-258) |
| 20.7 | Louisville | 9/6/07 (14-290) |
| 20.4 | UL-Lafayette | 10/19/02 (17-347) |

Season

| | | |
|------|--------------|------|
| 19.0 | (61-144-12) | 1955 |
| 16.4 | (84-156-9) | 1961 |
| 16.2 | (48-152-21) | 1974 |
| 15.8 | (85-200-17) | 1976 |
| 15.7 | (141-275-16) | 1965 |

COMPLETION PERCENTAGE

| Game | Opponent | Date (Score) |
|-------|--------------|------------------|
| 91.70 | UTC | 10/20/62 (11-12) |
| 91.30 | J'ville St. | 10/29/94 (21-23) |
| 88.23 | Arkansas St. | 10/9/04 (30-34) |
| 85.00 | Savannah St. | 8/30/14 (17-20) |
| 83.90 | Wofford | 9/18/99 (26-31) |

Season

| | | |
|------|--------------|------|
| 69.8 | (282-404-16) | 2004 |
| 69.0 | (214-310-6) | 2001 |
| 66.7 | (334-501-10) | 2015 |
| 65.8 | (208-316-7) | 2005 |
| 65.3 | (224-343-13) | 2014 |
| 65.2 | (163-250-3) | 1998 |

EFFICIENCY RATING

| Game | Opponent | Date (Score) |
|--------|------------------|--------------|
| 303.1 | New Mexico State | 10/11/03 |
| 290.6 | Idaho | 10/6/01 |
| 249.43 | Charlotte | 9/19/15 |
| 237.53 | Louisiana-Monroe | 11/3/07 |
| 237.49 | Arkansas State | 10/9/04 |
| 226.93 | Florida Atlantic | 11/26/16 |

EFFICIENCY RATING

| Season | Record | Year |
|--------|--------------|------|
| 160.16 | (214-310-6) | 2001 |
| 153.2 | (121-201-9) | 1984 |
| 152.6 | (82-136-6) | 1985 |
| 151.0 | (334-501-10) | 2015 |
| 146.8 | (153-256-12) | 1994 |
| 146.8 | (106-180-12) | 1963 |

TOTAL OFFENSE

MOST PLAYS

| Game | Opponent | Date (Score) |
|------|-------------|--------------|
| 100 | Marshall | 10/24/13 |
| 97 | Austin Peay | 9/11/10 |

| | | |
|----|--------------------|----------|
| 97 | Arkansas State | 11/2/10 |
| 95 | Jackson State | 9/5/15 |
| 95 | Mississippi Valley | 10/10/87 |

Season

| | | |
|------|------|--|
| 1004 | 2015 | |
| 973 | 2016 | |
| 955 | 2009 | |
| 938 | 2011 | |
| 929 | 2013 | |

MOST YARDS

| Game | Opponent | Date (Score) |
|------|-------------|--------------|
| 757 | FAU | 11/26/16 |
| 685 | Idaho | 10/6/01 |
| 681 | Alabama A&M | 9/3/16 |
| 660 | UT-Martin | 10/14/90 |
| 659 | Charlotte | 9/19/15 |
| 654 | Austin Peay | 9/11/10 |
| 646 | WKU | 10/24/09 |
| 641 | Troy State | 9/8/01 |

Season

| | | |
|------|-------------|------|
| 6730 | (973-6730) | 2016 |
| 5946 | (1004-5946) | 2015 |
| 5482 | (955-5482) | 2009 |
| 5298 | (929-5298) | 2013 |
| 5295 | (781-5295) | 2001 |

MOST YARDS PER PLAY

| Game | Opponent | Date (Score) |
|------|---------------|-------------------|
| 10.4 | FAU | 11/26/16 (73-757) |
| 10.2 | Idaho | 10/6/01 (67-685) |
| 10.1 | Louisville | 9/6/07 (55-555) |
| 8.8 | Southern Miss | 10/4/14 (66-583) |
| 8.4 | Charlotte | 9/19/15 (78-659) |
| 8.4 | UTEP | 11/30/13 (75-629) |

Season

| | | |
|------|------------|------|
| 6.91 | (973-6730) | 2016 |
| 6.78 | (781-5295) | 2001 |
| 6.66 | (774-5155) | 1990 |
| 6.41 | (706-4523) | 1991 |
| 6.19 | (770-4769) | 2000 |

MOST YARDS PER GAME

| Season | Record | Year |
|--------|------------|------|
| 517.7 | (13 games) | 2016 |
| 481.4 | (11 games) | 2001 |
| 468.6 | (11 games) | 1990 |
| 457.4 | (13 games) | 2015 |
| 433.5 | (11 games) | 2000 |

MOST FIRST DOWNS

| Game | Opponent | Date (Score) |
|------|----------------|--------------|
| 37 | Vanderbilt | 8/30/01 |
| 36 | Jackson State | 9/5/15 |
| 35 | Alabama A&M | 9/3/16 |
| 34 | Morehead State | 9/22/84 |

Season

| | | |
|-----|------|--|
| 323 | 2016 | |
| 302 | 2015 | |
| 284 | 2013 | |
| 281 | 2001 | |
| 260 | 2011 | |

ALL-PURPOSE

MOST ATTEMPTS

| Game | Opponent | Date (Score) |
|------|--------------------|--------------|
| 96 | Jackson State | 9/5/15 |
| 92 | Mississippi Valley | 10/10/87 |
| 91 | Austin Peay | 9/11/10 |
| 89 | Old Dominion | 9/26/14 |
| 87 | Marshall | 10/24/13 |
| 86 | Alabama A&M | 9/3/16 |
| 85 | Arkansas State | 11/2/10 |

MOST YARDS

| Game | Opponent | Date (Score) |
|------|-------------|--------------|
| 896 | FAU | 11/26/16 |
| 840 | Troy | 9/8/01 |
| 827 | Idaho | 10/6/01 |
| 802 | Austin Peay | 9/11/10 |
| 784 | WKU | 10/24/09 |
| 784 | Connecticut | 11/4/00 |

Season

| | | |
|------|------|--|
| 7636 | 2016 | |
| 7403 | 2015 | |
| 7067 | 2009 | |
| 6960 | 1994 | |
| 6651 | 2010 | |

MOST YARDS PER GAME

| Season | Record | Year |
|--------|------------|------|
| 632.7 | (11 games) | 1994 |
| 599.2 | (10 games) | 1970 |
| 587.4 | (13 games) | 2016 |
| 574.4 | (11 games) | 2001 |
| 569.5 | (13 games) | 2015 |

SCORING/KICKING

MOST POINTS

| Game | Opponent | Date (Score) |
|------|----------------|--------------|
| 77 | FAU | 11/26/16 |
| 76 | North Alabama | 1927 |
| 73 | Charlotte | 9/19/15 |
| 70 | Jackson State | 9/5/15 |
| 70 | Idaho | 10/6/01 |
| 70 | Morehead State | 11/14/92 |
| 70 | UT-Martin | 11/6/99 |
| 70 | Campbellsville | 9/18/93 |
| 66 | Connecticut | 11/4/00 |
| 66 | Murray State | 9/26/92 |
| 63 | Morehead State | 10/15/94 |

Season

| | | |
|-----|---------------------|------|
| 516 | (26 r, 39 p, 2 ret) | 2016 |
| 442 | (23 r, 31 p, 4 ret) | 2015 |
| 416 | (22 r, 25 p, 5 ret) | 2009 |
| 408 | (32 r, 21 p, 3 ret) | 2001 |
| 387 | (29 r, 17 p, 4 ret) | 1994 |

Most Points

| | | |
|---------|-------|--------------------------|
| Quarter | | 42 vs Charlotte, 9/19/15 |
| Half | | 49 vs Charlotte, 9/19/15 |

Fewest Points

| | | |
|--------|-------|---------------|
| Game | | 0, many times |
| Season | | 14, 1924 |

MOST TOUCHDOWNS

| Game | Opponent | Date (Score) |
|------|---------------|--------------|
| 11 | FAU | 11/26/16 |
| 11 | North Alabama | 1927 |
| 10 | Charlotte | 9/19/15 |
| 10 | Jackson State | 9/5/15 |



| | | |
|----|----------------|----------|
| 10 | Idaho | 10/6/01 |
| 10 | Morehead State | 11/14/92 |
| 10 | UT-Martin | 11/6/99 |
| 10 | Campbellsville | 9/18/93 |

Season

| | | |
|----|---------------------|------|
| 67 | (26 r, 39 p, 2 ret) | 2016 |
| 58 | (23 r, 31 p, 4 ret) | 2015 |
| 56 | (32 r, 21 p, 3 ret) | 2001 |
| 52 | (22 r, 25 p, 5 ret) | 2009 |
| 51 | (31 r, 17 p, 3 ret) | 2014 |
| 51 | (36 r, 11 p, 4 ret) | 1985 |
| 51 | (29 r, 17 p, 5 ret) | 1994 |

MOST EXTRA POINT KICKS MADE

| | | |
|------|------------------|------|
| Game | | |
| 11 | FAU | 2016 |
| 10 | Charlotte | 2015 |
| 10 | Jackson State | 2015 |
| 10 | Idaho | 2001 |
| 10 | Morehead State | 1992 |
| 10 | Murray State | 1992 |
| 10 | Tennessee-Martin | 1999 |

Season

| | | |
|----|---------|------|
| 64 | (64-66) | 2016 |
| 56 | (56-56) | 2015 |
| 50 | (50-51) | 2009 |
| 50 | (50-50) | 1992 |
| 47 | (47-47) | 2013 |

MOST EXTRA POINT KICKS ATTEMPTED

| | | |
|------|------------------|------|
| Game | | |
| 11 | FAU | 2016 |
| 10 | Charlotte | 2015 |
| 10 | Jackson State | 2015 |
| 10 | Idaho | 2001 |
| 10 | Morehead State | 1992 |
| 10 | Murray State | 1992 |
| 10 | Tennessee-Martin | 1999 |
| 10 | Campbellsville | 1993 |

Season

| | | |
|----|---------|------|
| 66 | (64-66) | 2016 |
| 56 | (56-56) | 2015 |
| 51 | (50-51) | 2009 |
| 50 | (50-50) | 1992 |
| 49 | (45-49) | 1985 |

MOST FIELD GOALS ATTEMPTED

| | | |
|------|------------------|------|
| Game | | |
| 6 | Tennessee Tech | 1990 |
| 5 | Tennessee State | 1993 |
| 5 | Eastern Illinois | 1998 |
| 5 | Murray State | 1982 |

Season

| | | |
|----|---------|------|
| 27 | (13-27) | 1982 |
| 24 | (17-24) | 1990 |
| 23 | (16-23) | 1996 |
| 22 | (17-22) | 2012 |
| 22 | (18-22) | 2009 |
| 22 | (10-22) | 1988 |

MOST FIELD GOALS MADE

| | | |
|------|------------------------|------|
| Game | | |
| 5 | Tennessee Tech (5-6) | 1990 |
| 4 | Tennessee State (4-5) | 1993 |
| 4 | Georgia Southern (4-4) | 1988 |

Season

| | | |
|----|---------|------|
| 18 | (18-22) | 2009 |
| 17 | (17-22) | 2012 |
| 17 | (17-24) | 1990 |

| | | |
|----|---------|------|
| 16 | (16-19) | 2016 |
| 16 | (16-23) | 1996 |
| 15 | (15-17) | 2004 |

PUNTING

MOST ATTEMPTS

| | | |
|------|------------------|------|
| Game | | |
| 13 | Tennessee-Martin | 1971 |
| 13 | Eastern Kentucky | 1969 |
| 12 | Eastern Kentucky | 1995 |
| 12 | Western Kentucky | 1975 |

Season

| | | |
|----|-----------|------|
| 84 | (84-3136) | 1976 |
| 82 | (82-3183) | 2009 |
| 82 | (82-2850) | 1981 |
| 81 | (81-2813) | 1975 |
| 81 | (81-3085) | 1978 |

MOST YARDS

| | | |
|------|------------------|----------|
| Game | | |
| 553 | Tennessee-Martin | 9/18/71 |
| 501 | Troy | 10/5/10 |
| 478 | Eastern Kentucky | 10/11/69 |
| 476 | Eastern Kentucky | 10/14/95 |
| 466 | Tennessee-Martin | 9/15/73 |

Season

| | | |
|------|-----------|------|
| 3183 | (82-3183) | 2009 |
| 3136 | (84-3136) | 1976 |
| 3102 | (76-3102) | 2010 |
| 3085 | (81-3085) | 1978 |
| 3066 | (74-3066) | 1973 |

MOST YARDS PER PUNT

| | | |
|------|---------------------|----------|
| Game | | |
| 56.5 | New Mexico State | 11/2/02 |
| 54.0 | Ball State | 11/2/74 |
| 53.3 | FIU | 11/15/14 |
| 53.0 | Louisiana-Lafayette | 11/10/07 |
| 51.8 | Memphis | 9/18/10 |

Season

| | | |
|-------|-----------|------|
| 42.49 | (68-2889) | 1974 |
| 42.31 | (35-1481) | 2001 |
| 42.10 | (59-2484) | 1986 |
| 41.63 | (66-2748) | 2013 |
| 41.43 | (74-3066) | 1973 |

PUNT RETURNS

MOST RETURNS

| | | |
|------|------------------|----------|
| Game | | |
| 8 | Western Kentucky | 11/4/72 |
| 8 | Morehead State | 11/8/86 |
| 8 | North Alabama | 9/2/72 |
| 8 | Morehead State | 9/25/82 |
| 7 | Louisiana-Monroe | 10/14/00 |

Season

| | | |
|----|----------|------|
| 52 | (52-469) | 1982 |
| 44 | (44-313) | 1971 |
| 44 | (44-284) | 1981 |
| 41 | (41-342) | 1990 |
| 41 | (41-252) | 1972 |

MOST YARDS

| | | |
|------|--------------------|----------|
| Game | | |
| 137 | Southeast Missouri | 10/26/91 |
| 133 | Western Kentucky | 11/6/82 |
| 130 | Murray State | 9/26/92 |
| 120 | UT-Martin | 11/6/99 |
| 102 | Austin Peay | 10/3/87 |

Season

| | | |
|-----|----------|------|
| 523 | (36-523) | 1992 |
| 469 | (52-469) | 1982 |
| 406 | (34-406) | 1986 |
| 374 | (39-374) | 1989 |
| 342 | (41-342) | 1990 |

MOST TOUCHDOWNS

| | | |
|------|---------------|--|
| Game | | |
| 1 | Several Times | |

Season

| | |
|---|------|
| 4 | 1989 |
| 4 | 1988 |
| 3 | 1982 |
| 3 | 1992 |
| 3 | 1971 |

MOST YARDS PER RETURN

| | | |
|------|------------------|------------|
| Game | | |
| 41.5 | Akron | 9/11/2004 |
| 32.0 | Eastern Illinois | 10/24/98 |
| 28.3 | Old Dominion | 9/26/2014 |
| 24.0 | Florida Atlantic | 9/1/2007 |
| 22.0 | Idaho | 10/18/2003 |

Season

| | | |
|-------|----------|------|
| 20.40 | (10-204) | 1960 |
| 17.82 | (17-303) | 1962 |
| 14.53 | (36-523) | 1992 |
| 13.00 | (21-272) | 2014 |

KICKOFF RETURNS

MOST RETURNS

| | | |
|------|-------------------|----------|
| Game | | |
| 9 | WKU | 10/10/15 |
| 9 | North Texas | 12/3/11 |
| 9 | Louisville | 9/6/07 |
| 9 | Mississippi State | 10/28/00 |
| 9 | Eastern Kentucky | 10/6/79 |
| 9 | Texas A&M | 11/18/95 |

Season

| | | |
|----|-----------|------|
| 63 | (63-1216) | 2011 |
| 63 | (63-1296) | 2007 |
| 57 | (57-1119) | 2009 |
| 54 | (54-1356) | 2010 |
| 51 | (51-983) | 2008 |
| 51 | (51-684) | 1976 |

MOST RETURN YARDS

| | | |
|------|-------------------|------------|
| Game | | |
| 241 | McNeese State | 8/30/2012 |
| 222 | WKU | 11/1/2012 |
| 220 | Louisville | 10/6/2006 |
| 215 | WKU | 11/20/2010 |
| 211 | Mississippi State | 10/28/00 |

Season

| | | |
|------|-----------|------|
| 1356 | (54-1356) | 2010 |
| 1296 | (63-1296) | 2007 |
| 1216 | (63-1216) | 2011 |
| 1129 | (44-1129) | 2012 |
| 1119 | (57-1119) | 2009 |

MOST TOUCHDOWNS

| | | |
|------|---------------|--|
| Game | | |
| 1 | Several Times | |

Season

| | |
|---|------|
| 2 | 2006 |
| 2 | 2001 |
| 2 | 1969 |



TEAM RECORDS

MIDDLE TENNESSEE
BLUE RAIDERS

MOST YARDS PER RETURN

| | | |
|--------|-----------|------|
| Season | | |
| 26.30 | (20-526) | 1985 |
| 26.29 | (14-368) | 1958 |
| 25.65 | (44-1129) | 2012 |
| 25.11 | (54-1356) | 2010 |
| 23.15 | (33-764) | 1971 |

DEFENSE

MOST POINTS ALLOWED

| | |
|--------|------------------------------------|
| Game | 70 vs Murray State (10/28/33) |
| Season | 465 (2016); 379 (1999); 378 (2014) |

FEWEST POINTS ALLOWED

| | |
|--------|--|
| Game | 0, many times (last time, 9/9/2013 vs FIU) |
| Season | 2 (1917 - 7 games) 40 (1957 - 10 games) |

MOST TOTAL OFFENSE ALLOWED

| | |
|--------|----------------------------|
| Game | 760 vs Idaho (10/6/01) |
| Season | 5,843 (2016); 5,427 (2014) |

FEWEST TOTAL OFFENSE ALLOWED

| | |
|--------|--------------------------------|
| Game | 44, Western Kentucky (11/6/71) |
| Season | 1,712 (1963) |

MOST FIRST DOWNS ALLOWED

| | |
|--------|-----------------------|
| Game | 39 vs Idaho (10/6/01) |
| Season | 346 (2015) |

FEWEST FIRST DOWNS ALLOWED

| | |
|--------|------------------------|
| Game | 3 vs Liberty (9/18/82) |
| Season | 84 (1957) |

MOST RUSHING ATTEMPTS ALLOWED

| | |
|--------|--------------------------------|
| Game | 79, Tennessee-Martin (9/15/79) |
| Season | 633 (1975) |

FEWEST RUSHING ATTEMPTS ALLOWED

| | |
|--------|------------------------------|
| Game | 19, Old Dominion (9/26/2014) |
| Season | 371 (1998) |

MOST RUSHING YARDS ALLOWED

| | |
|--------|-------------------------|
| Game | 490, Nebraska (9/12/92) |
| Season | 3,285 (1979) |

FEWEST RUSHING YARDS ALLOWED

| | |
|--------|-----------------------------|
| Game | -58, Austin Peay (10/23/71) |
| Season | 717 (1963) |

MOST RUSHING TOUCHDOWNS ALLOWED

| | |
|--------|--|
| Game | 7, Miss. St. (10/28/00), Nebraska (9/12/92), UNT (12/3/11) |
| Season | 37 (2011 & 2016) |

FEWEST RUSHING TOUCHDOWNS ALLOWED

| | |
|--------|----------------|
| Game | 0, many times |
| Season | 4 (1982, 1983) |

MOST QUARTERBACK SACKS

| | |
|--------|------------------------------|
| Game | 9, Arkansas State (10/20/07) |
| Season | 38.0 (2009) |

MOST PASSING ATTEMPTS ALLOWED

| | |
|--------|---------------------|
| Game | 71, Idaho (10/6/01) |
| Season | 491 (2016) |

FEWEST PASSING ATTEMPTS ALLOWED

| | |
|--------|--|
| Game | 4, Murray State (10/16/71), TTU (11/20/71, 11/18/72) |
| Season | 107 (1956) |

MOST PASSING COMPLETIONS ALLOWED

| | |
|--------|---------------------|
| Game | 49, Idaho (10/6/01) |
| Season | 286 (2016) |

FEWEST PASSING COMPLETIONS ALLOWED

| | |
|--------|------------------------------|
| Game | 0, Tennessee Tech (11/20/71) |
| Season | 34 (1956) |

MOST PASSING YARDS ALLOWED

| | |
|--------|----------------------|
| Game | 637, Idaho (10/6/01) |
| Season | 3,295 (2015) |

FEWEST PASSING YARDS ALLOWED

| | |
|--------|------------------------------|
| Game | 0, Tennessee Tech (11/20/71) |
| Season | 484 (1958) |

MOST PASSING TOUCHDOWNS ALLOWED

| | |
|--------|-------------------|
| Game | 6, WKU (10/10/15) |
| Season | 26 (2014) |

FEWEST PASSING TOUCHDOWNS ALLOWED

| | |
|--------|----------------|
| Game | 0, many times |
| Season | 1 (1957, 1990) |

MOST BLOCKED PUNTS

| | |
|--------|---------------------------------|
| Game | 4, Mississippi Valley (10/8/88) |
| Season | 9 (1988) |

MOST BLOCKED FIELD GOALS

| | |
|--------|--------------------|
| Game | 2 vs WKU (10/6/11) |
| Season | 5 (2009) |

MOST BLOCKED EXTRA POINTS

| | |
|--------|---------------------------|
| Game | 2, North Texas (11/23/02) |
| Season | 3 (2003) |

MOST COMBINED BLOCKED KICKS

| | |
|--------|---------------------------------|
| Game | 4, Mississippi Valley (10/8/88) |
| Season | 9 (1988), 8 (2009) |

MOST INTERCEPTIONS

| | |
|--------|---|
| Game | 7, Akron (11/16/85) |
| | 5, Austin Peay (10/26/74) |
| | 4, four times (most recent vs ASU, 11/2/10) |
| Season | 26 (1985); 25 (1989); 23 (1988) |

MOST INTERCEPTION RETURN YARDS

| | |
|--------|-----------------------------|
| Game | 149, Connecticut (11/17/01) |
| | 130, FAU (11/27/10) |
| Season | 349 (2015), 322 (1985) |

MOST INTERCEPTION RETURN TOUCHDOWNS

| | |
|--------|----------------------------------|
| Game | 2, vs Southern Miss (11/23/2013) |
| Season | 4 (2013), 3 (1970, 1994) |

FEWEST TOTAL OFFENSE YARDS ALLOWED

| | | |
|------|------------------|----------|
| Game | | |
| 44 | Western Kentucky | 11/6/71 |
| 47 | Liberty Baptist | 9/18/82 |
| 68 | Morehead State | 9/25/82 |
| 81 | Austin Peay | 10/24/70 |
| 82 | Eastern Kentucky | 10/9/71 |

FEWEST RUSHING YARDS ALLOWED

| | | |
|------|------------------|----------|
| Game | | |
| -58 | Austin Peay | 10/23/71 |
| -4 | Louisiana-Monroe | 10/23/10 |
| 4 | Florence State | 9/9/72 |
| 5 | North Texas | 10/1/16 |
| 5 | Jackson State | 9/5/15 |
| 7 | East Tennessee | 1/13/76 |
| 11 | Liberty Baptist | 9/18/82 |

FEWEST PASSING YARDS ALLOWED

| | | |
|------|------------------|------------|
| Game | | |
| 0 | Tennessee Tech | 11/20/71 |
| 14 | Western Kentucky | 11/6/71 |
| 18 | Murray State | 10/19/74 |
| 19 | Navy | 12/30/2013 |
| 22 | East Tennessee | 11/16/74 |
| 25 | Murray State | 10/17/81 |

MOST QUARTERBACK SACKS

| | | |
|------|---------------------|------------|
| Game | | |
| 9 | Arkansas State | 10/20/07 |
| 8 | Connecticut | 11/17/01 |
| 7 | Southern Miss | 11/23/2013 |
| 7 | Louisiana-Lafayette | 9/25/10 |
| 7 | Utah State | 10/30/04 |
| 7 | Murray State | 11/14/87 |

Season

| | | |
|------|------------|------|
| 38.0 | (38.0-253) | 2009 |
| 36.0 | (36.0-247) | 2006 |
| 34.0 | (34.0-222) | 2010 |
| 30.0 | (30.0-205) | 2007 |
| 28.0 | (28.0-172) | 2004 |

MOST YARDS FROM QUARTERBACK SACKS

| | | |
|--------|------------|------|
| Season | | |
| 253 | (38.0-253) | 2009 |
| 247 | (36.0-247) | 2006 |
| 222 | (34.0-222) | 2010 |
| 205 | (30.0-205) | 2007 |
| 176 | (27.0-176) | 2013 |

MOST TACKLES FOR LOSS

| | | |
|------|----------|--------------------------|
| Game | | |
| 17 | (17-107) | Morehead State (9/25/82) |
| 16 | (16-71) | Tennessee Tech (9/14/06) |

Season

| | | |
|-----|-----------|------|
| 112 | (112-439) | 2009 |
| 105 | (105-436) | 2006 |
| 96 | (96-367) | 2010 |
| 85 | (85-314) | 2008 |

83 (83-436) 1982

MOST TACKLES FOR LOSS YARDS

| Season | | |
|--------|-----------|------|
| 439 | (112-439) | 2009 |
| 436 | (105-436) | 2006 |
| 436 | (83-436) | 1982 |
| 367 | (96-367) | 2010 |
| 333 | (78-333) | 2007 |

PENALTIES**MOST PENALTIES**

| Game | | |
|------|------------------------------|---------|
| 14 | Troy (127 yds) | 9/8/01 |
| 13 | UL-Lafayette (111 yds) | 9/25/04 |
| 13 | Mississippi Valley (135 yds) | 10/8/88 |
| 12 | Murray State (14 yds) | 9/16/00 |

Season

98 1995

MOST PENALTY YARDS

Season.....907 (1976)

FEWEST PENALTY YARDS

Season.....250 (1954)

Opponent Records**RUSHING****INDIVIDUAL**

| | | | |
|----------|-----|-----------------------------|----------|
| Attempts | 45 | Bobby Rainey (WKU) | 11/20/10 |
| Yards | 313 | Lance Dunbar (North Texas) | 12/3/11 |
| TDs | 4 | D. Crockett (Missouri) | 10/22/16 |
| | 4 | Jamauri Bogan (WMU) | 12/24/15 |
| | 4 | Lance Dunbar (North Texas) | 12/3/11 |
| | 4 | Anthony Downs (E. Kentucky) | 9/27/97 |

TEAM

| | | | |
|----------|-----|-------------------|----------|
| Attempts | 79 | Tennessee-Martin | 9/15/79 |
| Yards | 490 | Nebraska | 9/12/92 |
| TDs | 7 | North Texas | 12/3/11 |
| | 7 | Mississippi State | 10/28/00 |
| | 7 | Nebraska | 9/12/92 |

PASSING**INDIVIDUAL**

| | | | |
|----------|----|-----------------------------|-----------|
| Attempts | 71 | Brian Lindgren (Idaho) | 10/6/01 |
| | 66 | Brandon Doughty (WKU) | 9/13/14 |
| | 59 | Ryan Higgins (LA Tech) | 9/24/16 |
| | 57 | Shane Carden (ECU) | 10/5/2013 |
| | 56 | Tim Rattay (Louisiana Tech) | 10/17/99 |
| | 56 | Jerry Babb (ULL) | 11/15/03 |

| | | | |
|-------|----|-----------------------------|-----------|
| Comp. | 49 | Brian Lindgren (Idaho) | 10/6/01 |
| | 43 | Brandon Doughty (WKU) | 9/13/14 |
| | 43 | Shane Carden (ECU) | 10/5/2013 |
| | 41 | Tim Rattay (Louisiana Tech) | 10/17/99 |

| | | | |
|-------|-----|-------------------------------|---------|
| Yards | 637 | Brian Lindgren (Idaho) | 10/6/01 |
| | 593 | Brandon Doughty (WKU) | 9/13/14 |
| | 504 | Ryan Higgins (LA Tech) | 9/24/16 |
| | 445 | Leon Murray (Tennessee State) | 9/5/98 |

| | | | |
|-----|---|---------------------------------|----------|
| TDs | 5 | Brandon Doughty (WKU) | 10/10/15 |
| | 5 | Brian Brohm (Louisville) | 9/6/07 |
| | 5 | Brian Lindgren (Idaho) | 10/6/01 |
| | 4 | Dru Brown (Hawaii) | 12/24/16 |
| | 4 | Chase Litton (Marshall) | 11/12/16 |
| | 4 | Brandon Doughty (WKU) | 9/13/14 |
| | 4 | Taylor Heinicke (ODU) | 9/26/14 |
| | 4 | Michael Desormeaux (ULL) | 12/3/08 |
| | 4 | Blake Mitchell (South Carolina) | 11/18/06 |
| | 4 | Tim Rattay (Louisiana Tech) | 10/17/99 |
| | 4 | Leon Murray (Tennessee State) | 9/5/98 |
| | 4 | Charlie Whitehurst (Clemson) | 9/13/03 |
| | 4 | Jerry Babb (ULL) | 11/15/03 |

| | | | |
|------|---|-----------------|----------|
| INTs | 5 | Artis (Miles) | 8/30/86 |
| | 5 | Stewart (Akron) | 11/16/85 |

TEAM

| | | | |
|----------|----|------------------|---------|
| Attempts | 71 | Idaho | 10/6/01 |
| | 69 | Western Kentucky | 11/9/85 |

| | | | |
|-------|----|----------------|----------|
| Comp. | 49 | Idaho | 10/6/01 |
| | 44 | Louisiana Tech | 10/17/99 |

| | | | |
|-------|-----|----------------|---------|
| Yards | 637 | Idaho | 10/6/01 |
| | 593 | WKU | 9/13/14 |
| | 504 | Louisiana Tech | 9/24/16 |

| | | | |
|-----|---|----------------|----------|
| TDs | 6 | WKU | 10/10/15 |
| | 5 | South Carolina | 11/18/06 |
| | 5 | Idaho | 10/6/01 |

INTs 7 Akron 11/16/85

RECEIVING**INDIVIDUAL**

| | | | |
|------|----|---------------------------|----------|
| Rec. | 17 | Trent Taylor (LA Tech) | 9/24/16 |
| | 15 | Chris Lacy (Idaho) | 10/6/01 |
| | 13 | Kevin Curtis (Utah State) | 11/30/02 |
| | 13 | Fred Stamps (ULL) | 11/15/03 |

| | | | |
|-------|-----|---------------------------|----------|
| Yards | 221 | Chris Lacy (Idaho) | 10/6/01 |
| | 210 | Trent Taylor (LA Tech) | 9/24/16 |
| | 205 | Pete Ravettine (Delaware) | 10/21/78 |

| | | | |
|-----|---|-----------------------|----------|
| TDs | 3 | Taywan Taylor (WKU) | 10/10/15 |
| | 3 | A. Vaughan (ODU) | 9/26/14 |
| | 3 | Jonnu Smith (FIU) | 11/15/14 |
| | 3 | Troy Brown (Marshall) | 12/5/92 |
| | 3 | Fred Stamps (ULL) | 11/15/03 |

TOTAL OFFENSE**INDIVIDUAL**

| | | | |
|-------|----|------------------------|---------|
| Plays | 73 | Brian Lindgren (Idaho) | 10/6/01 |
| | 69 | Ryan Higgins (LA Tech) | 9/24/16 |
| | 68 | Brandon Doughty (WKU) | 9/13/14 |

| | | | |
|-------|-----|------------------------|----------|
| Yards | 657 | Brian Lindgren (Idaho) | 10/6/01 |
| | 579 | Brandon Doughty (WKU) | 9/13/14 |
| | 518 | Ryan Higgins (LA Tech) | 9/24/16 |
| | 474 | Jerry Babb (ULL) | 11/15/03 |

ALL-PURPOSE**TEAM**

| | | | |
|-------|-----|----------|----------|
| Yards | 880 | FAU | 11/26/16 |
| | 792 | Missouri | 10/22/16 |
| | 760 | Idaho | 10/6/01 |
| | 733 | LA Tech | 9/24/16 |

| | | |
|-----|------------------------------|----------|
| 396 | D. Singletary (FAU) | 11/26/16 |
| 320 | Lance Dunbar (North Texas) | 12/3/11 |
| 283 | William Murrel (E. Kentucky) | 10/19/96 |

KICKOFF/PUNT RETURNS**INDIVIDUAL**

| | | | |
|----|-------|------------------------------|----------|
| PR | 3-104 | William Murrel (E. Kentucky) | 10/19/96 |
| KR | 6-185 | Kerrith Whyte (FAU) | 11/26/16 |
| | 7-185 | Blair Lewis (Idaho) | 10/6/01 |

TEAM

| | | | |
|----|--------|------------------|----------|
| PR | 7-122 | Murray State | 9/23/95 |
| KR | 11-291 | FAU | 11/26/16 |
| | 9-254 | Tennessee-Martin | 11/7/98 |

DEFENSE**INDIVIDUAL**

| | | | |
|---------|----|------------------------------|---------|
| Tackles | 22 | Junior Jackson (Chattanooga) | 9/30/89 |
|---------|----|------------------------------|---------|

| | | | |
|-----|---|------------------------|---------|
| TFL | 6 | Jeff Weisse (Illinois) | 9/12/98 |
|-----|---|------------------------|---------|

| | | | |
|-------|---|--------------------------------|----------|
| Sacks | 4 | Rodney Hardeway (ULL) | 11/10/07 |
| | 4 | Antwan Barnes (FIU) | 8/31/06 |
| | 4 | Mark Word (Jacksonville State) | 9/19/98 |

INT 2 Several players tied

TEAM

| | | | |
|-----|---|----------------|----------|
| INT | 7 | Tennessee Tech | 11/21/81 |
|-----|---|----------------|----------|



I'Tavius Mathers

RUSHING

| Year | Player | Att | Yards | TDs | Avg |
|------|--------------------------|-----|-------|-----|-----|
| 1949 | Maxie Runion (Jr.) | --- | 710 | --- | --- |
| 1950 | Not Available | --- | --- | --- | --- |
| 1951 | John Raymond Smith (Sr.) | --- | 640 | --- | --- |
| 1952 | Bobby Young (So.) | --- | 921 | --- | --- |
| 1953 | Bobby Young (Jr.) | 186 | 1082 | 8 | 5.8 |
| 1954 | Clifton Tribble | --- | 685 | --- | --- |
| 1955 | Terry Sweeney (Jr.) | 110 | 563 | 4 | 5.1 |
| 1956 | Tillman Harris (Sr.) | 80 | 571 | 4 | 7.1 |
| 1957 | Ray Purvis (So.) | 64 | 490 | 4 | 7.7 |
| 1958 | Bucky Pitts (Jr.) | 104 | 639 | 3 | 6.1 |
| 1959 | Ray Purvis (Sr.) | 64 | 583 | 8 | 9.1 |
| 1960 | Larry Puryer (Sr.) | 123 | 500 | 3 | 4.1 |
| 1961 | Phil Grammer (So.) | 90 | 417 | 6 | 4.6 |
| 1962 | David Petty (So.) | 92 | 400 | 3 | 4.3 |
| 1963 | David Petty (Jr.) | 87 | 332 | 6 | 3.8 |
| 1964 | Bob Hlodan (So.) | 101 | 557 | 3 | 5.5 |
| 1965 | Bob Hlodan (Jr.) | 89 | 422 | 2 | 4.7 |
| 1966 | Larry Mathews (Jr.) | 128 | 550 | 5 | 4.3 |
| 1967 | Larry Mathews (Sr.) | 138 | 442 | 9 | 3.2 |
| 1968 | Taylor Edwards (So.) | 110 | 377 | 8 | 3.4 |
| 1969 | Reuben Justice (Fr.) | 110 | 375 | 4 | 3.4 |
| 1970 | Reuben Justice (So.) | 231 | 878 | 4 | 3.8 |
| 1971 | Reuben Justice (Jr.) | 116 | 435 | 4 | 3.8 |
| 1972 | Melvin Daniels (Jr.) | 148 | 519 | 8 | 3.5 |
| 1973 | Joe Pelt (Sr.) | 89 | 414 | 0 | 4.7 |
| 1974 | Dwaine Copeland (Sr.) | 155 | 858 | 5 | 5.5 |
| 1975 | Mike Moore (So.) | 212 | 1247 | 7 | 5.9 |
| 1976 | Mike Moore (Jr.) | 249 | 1188 | 9 | 4.8 |
| 1977 | Mike Moore (Sr.) | 296 | 1015 | 8 | 3.4 |
| 1978 | Joe Bowers (Jr.) | 119 | 415 | 3 | 3.5 |
| 1979 | Paul Carter (Fr.) | 96 | 479 | 0 | 5.0 |
| 1980 | Sammy Bryant (Jr.) | 159 | 635 | 2 | 4.0 |
| 1981 | Sammy Bryant (Sr.) | 158 | 523 | 6 | 3.3 |
| 1982 | Danny Colwell (Jr.) | 124 | 697 | 1 | 5.6 |
| 1983 | Vince Hall (Jr.) | 137 | 949 | 7 | 6.9 |
| 1984 | Vince Hall (Sr.) | 260 | 1439 | 5 | 5.5 |
| 1985 | Gerald Anderson (So.) | 182 | 1062 | 12 | 5.8 |
| 1986 | Dwight Stone (Sr.) | 219 | 1026 | 13 | 4.7 |
| 1987 | Gerald Anderson (Sr.) | 191 | 980 | 11 | 5.1 |
| 1988 | Joe Campbell (Fr.) | 118 | 626 | 9 | 5.3 |
| 1989 | Joe Campbell (So.) | 171 | 940 | 8 | 5.5 |
| 1990 | Joe Campbell (Jr.) | 151 | 1136 | 13 | 7.5 |
| 1991 | Joe Campbell (Sr.) | 198 | 1121 | 14 | 5.7 |
| 1992 | Walter Dunson (Sr.) | 151 | 964 | 13 | 6.4 |
| 1993 | Kippy Bayless (Jr.) | 198 | 1214 | 15 | 6.1 |
| 1994 | Kippy Bayless (Sr.) | 268 | 1346 | 15 | 5.0 |
| 1995 | Brigham Lyons (Sr.) | 210 | 876 | 10 | 4.2 |

| | | | | | |
|------|------------------------|-----|------|----|-----|
| 1996 | Kelverrick Green (Fr.) | 137 | 655 | 7 | 4.8 |
| 1997 | Lebrian McGill (Sr.) | 137 | 653 | 9 | 4.8 |
| 1998 | Torin Kirtsey (Jr.) | 154 | 774 | 7 | 5.0 |
| 1999 | Jamison Palmer (Jr.) | 117 | 548 | 9 | 4.7 |
| 2000 | Dwone Hicks (So.) | 186 | 1277 | 19 | 6.9 |
| 2001 | Dwone Hicks (Jr.) | 191 | 1143 | 20 | 6.0 |
| 2002 | Dwone Hicks (Sr.) | 184 | 1011 | 11 | 5.5 |
| 2003 | Eugene Gross (Fr.) | 189 | 735 | 10 | 3.9 |
| 2004 | Eugene Gross (So.) | 103 | 412 | 7 | 4.0 |
| 2005 | Eugene Gross (Jr.) | 182 | 724 | 13 | 4.0 |
| 2006 | Eugene Gross (Sr.) | 202 | 882 | 11 | 4.4 |
| 2007 | Dwight Dasher (Fr.) | 121 | 530 | 3 | 4.4 |
| 2008 | Phillip Tanner (Jr.) | 188 | 714 | 15 | 3.8 |
| 2009 | Dwight Dasher (Jr.) | 224 | 1154 | 13 | 5.2 |
| 2010 | Phillip Tanner (Sr.) | 160 | 928 | 13 | 5.8 |
| 2011 | William Pratcher (So.) | 122 | 585 | 2 | 4.8 |
| 2012 | Jordan Parker (Fr.) | 166 | 851 | 3 | 5.1 |
| 2013 | Jordan Parker (So.) | 146 | 745 | 6 | 5.1 |
| 2014 | Reggie Whatley (Sr.) | 113 | 767 | 7 | 6.8 |
| 2015 | Jordan Parker (Sr.) | 107 | 469 | 6 | 4.4 |
| 2016 | I'Tavius Mathers (Sr.) | 232 | 1561 | 17 | 6.7 |

PASSING

| Year | Player | Att | Comp | Int | Yds | TD | Pct |
|------|------------------|-----|------|-----|------|-----|------|
| 1949 | J. B. Proctor | --- | --- | --- | 474 | --- | --- |
| 1950 | Not Available | --- | --- | --- | --- | --- | --- |
| 1951 | Not Available | --- | --- | --- | --- | --- | --- |
| 1952 | Not Available | --- | --- | --- | --- | --- | --- |
| 1953 | Francis Reynolds | 50 | 20 | 4 | 316 | 2 | .400 |
| 1954 | Sid Corban | --- | --- | --- | 426 | --- | --- |
| 1955 | Francis Reynolds | 94 | 39 | 8 | 757 | 8 | .415 |
| 1956 | Jimmy Dunlap | 52 | 28 | 5 | 320 | 4 | .538 |
| 1957 | Bob Hallum | 66 | 36 | 5 | 551 | 11 | .545 |
| 1958 | Bob Hallum | 53 | 21 | 5 | 301 | 6 | .396 |
| 1959 | Whit Watson | 50 | 27 | 6 | 280 | 2 | .540 |
| 1960 | Terry Bailey | 63 | 26 | 5 | 427 | 4 | .413 |
| 1961 | Terry Bailey | 71 | 37 | 6 | 796 | 10 | .521 |
| 1962 | Teddy Morris | 82 | 47 | 6 | 726 | 6 | .573 |
| 1963 | Teddy Morris | 138 | 87 | 7 | 1325 | 12 | .630 |
| 1964 | Teddy Morris | 156 | 84 | 9 | 999 | 7 | .538 |
| 1965 | Teddy Morris | 211 | 108 | 12 | 1749 | 16 | .512 |
| 1966 | Billy Walker | 192 | 100 | 13 | 1351 | 12 | .521 |
| 1967 | Billy Walker | 288 | 152 | 15 | 1856 | 15 | .528 |
| 1968 | Dickie Thomas | 255 | 123 | 20 | 1619 | 7 | .482 |
| 1969 | Bill Griffith | 257 | 113 | 17 | 1382 | 6 | .440 |
| 1970 | Dean Rodenbeck | 69 | 32 | 2 | 340 | 1 | .464 |
| 1971 | Melvin Daniels | 113 | 44 | 6 | 585 | 3 | .389 |
| 1972 | Fred Rohrdanz | 142 | 66 | 8 | 981 | 5 | .465 |
| 1973 | Tommy Beaver | 114 | 52 | 6 | 575 | 2 | .456 |
| 1974 | Fred Rohrdanz | 92 | 28 | 11 | 485 | 5 | .304 |
| 1975 | Mike Robinson | 188 | 75 | 13 | 1117 | 7 | .399 |
| 1976 | Mike Robinson | 139 | 63 | 12 | 1021 | 7 | .453 |
| 1977 | Mike Robinson | 171 | 76 | 15 | 911 | 5 | .444 |
| 1978 | Duane West | 110 | 45 | 7 | 549 | 2 | .409 |
| 1979 | Brown Sanford | 211 | 102 | 12 | 1474 | 9 | .483 |
| 1980 | Brown Sanford | 176 | 74 | 11 | 894 | 4 | .420 |
| 1981 | Brown Sanford | 141 | 64 | 9 | 886 | 2 | .454 |
| 1982 | Brad Zeitner | 124 | 51 | 7 | 615 | 6 | .411 |
| 1983 | Mickey Corwin | 202 | 117 | 10 | 1658 | 12 | .579 |
| 1984 | Mickey Corwin | 196 | 120 | 9 | 1565 | 21 | .612 |
| 1985 | Marvin Collier | 129 | 76 | 6 | 1171 | 10 | .589 |
| 1986 | Marvin Collier | 149 | 81 | 4 | 1089 | 8 | .544 |
| 1987 | Marvin Collier | 140 | 56 | 8 | 923 | 4 | .471 |
| 1988 | Marvin Collier | 176 | 79 | 8 | 1051 | 7 | .449 |
| 1989 | Phil Ironside | 181 | 95 | 5 | 1408 | 10 | .519 |
| 1990 | Phil Ironside | 231 | 140 | 6 | 1872 | 8 | .606 |
| 1991 | Kelly Holcomb | 209 | 130 | 4 | 1763 | 5 | .622 |
| 1992 | Kelly Holcomb | 168 | 92 | 6 | 1409 | 9 | .548 |
| 1993 | Kelly Holcomb | 240 | 133 | 6 | 1738 | 7 | .554 |
| 1994 | Kelly Holcomb | 244 | 146 | 9 | 2154 | 15 | .598 |
| 1995 | Jonathan Quinn | 223 | 108 | 7 | 1724 | 8 | .484 |
| 1996 | Jonathan Quinn | 159 | 71 | 9 | 931 | 4 | .447 |
| 1997 | Jonathan Quinn | 293 | 167 | 10 | 2209 | 16 | .570 |
| 1998 | Wes Counts | 212 | 142 | 2 | 1541 | 11 | .670 |
| 1999 | Wes Counts | 390 | 249 | 13 | 2603 | 14 | .638 |
| 2000 | Wes Counts | 218 | 127 | 5 | 1536 | 8 | .583 |
| 2001 | Wes Counts | 259 | 188 | 4 | 2327 | 17 | .726 |
| 2002 | Andrico Hines | 243 | 142 | 7 | 1753 | 6 | .584 |
| 2003 | Andrico Hines | 253 | 153 | 3 | 1742 | 7 | .605 |
| 2004 | Clint Marks | 368 | 259 | 14 | 2749 | 14 | .704 |
| 2005 | Clint Marks | 298 | 197 | 7 | 2083 | 8 | .661 |
| 2006 | Clint Marks | 283 | 171 | 9 | 1917 | 8 | .604 |
| 2007 | Joe Craddock | 155 | 96 | 5 | 1259 | 12 | .619 |
| 2008 | Joe Craddock | 367 | 237 | 7 | 2677 | 15 | .646 |

RECEIVING

| Year | Player | Caught | Yds | TD |
|------|--------------------|--------|------|-----|
| 1953 | Garnett Rather | 9 | 154 | 1 |
| 1954 | Not Available | --- | --- | --- |
| 1955 | Travis Akin | 17 | 454 | 5 |
| 1956 | Jerry Hurst | 8 | 117 | 0 |
| 1957 | Jerry Hurst | 12 | 168 | 2 |
| 1958 | Bucky Pitts | 13 | 152 | 3 |
| 1959 | Bucky Pitts | 20 | 202 | 0 |
| 1960 | Nicky Lynch | 7 | 108 | 1 |
| 1961 | George Dykes | 24 | 647 | 7 |
| 1962 | George Dykes | 17 | 297 | 4 |
| 1963 | George Dykes | 21 | 423 | 5 |
| 1964 | Jimbo Pearson | 38 | 394 | 1 |
| 1965 | Jerry Smith | 53 | 809 | 8 |
| 1966 | Bob Hlodan | 36 | 462 | 4 |
| 1967 | Herbert Owenby | 32 | 404 | 6 |
| 1968 | Tim Kalthoff | 32 | 382 | 3 |
| 1969 | David Stewart | 27 | 343 | 2 |
| 1970 | David Stewart | 25 | 390 | 2 |
| 1971 | Mike Finney | 13 | 219 | 2 |
| 1972 | David Stewart | 20 | 254 | 0 |
| 1973 | David Stewart | 35 | 464 | 1 |
| 1974 | Mike Finney | 41 | 497 | 2 |
| 1975 | Ed Skinner | 12 | 161 | 1 |
| 1976 | Dwaine Copeland | 12 | 81 | 0 |
| 1977 | Anthony Williams | 32 | 434 | 3 |
| 1978 | Jeff Shockley | 28 | 433 | 5 |
| 1979 | Jeff Shockley | 25 | 371 | 1 |
| 1980 | Gary McCroskey | 19 | 195 | 1 |
| 1981 | Bruce Bryant | 34 | 412 | 3 |
| 1982 | Sammy Bryant | 28 | 244 | 1 |
| 1983 | Marshan Jolly | 19 | 246 | 0 |
| 1984 | David Little | 15 | 239 | 2 |
| 1985 | Marshan Jolly | 15 | 209 | 2 |
| 1986 | Marshan Jolly | 39 | 613 | 4 |
| 1987 | Ray Palhegyi | 27 | 305 | 1 |
| 1988 | Robert Alford | 20 | 396 | 4 |
| 1989 | Tony Burse | 27 | 266 | 0 |
| 1990 | Mike Pittman | 18 | 316 | 2 |
| 1991 | Gerald Anderson | 18 | 96 | 1 |
| 1992 | Mike Gordon | 20 | 333 | 2 |
| 1993 | Kenny Donaldson | 26 | 490 | 3 |
| 1994 | Steve Dark | 30 | 293 | 0 |
| 1995 | Steve Dark | 36 | 388 | 0 |
| 1996 | Vince Parks | 25 | 497 | 3 |
| 1997 | Dennis Mimms | 44 | 555 | 1 |
| 1998 | Cory Simpson | 35 | 704 | 8 |
| 1999 | Dee Mostiller | 37 | 934 | 6 |
| 2000 | Dee Mostiller | 47 | 868 | 7 |
| 2001 | Matt Lowe | 39 | 534 | 2 |
| 2002 | Sulecio Sanford | 54 | 674 | 7 |
| 2003 | Kendall Newson | 69 | 918 | 5 |
| 2004 | Kendall Newson | 74 | 945 | 5 |
| 2005 | Kendall Newson | 65 | 796 | 7 |
| 2006 | Tyrone Calico | 45 | 606 | 4 |
| 2007 | Kerry Wright | 73 | 1280 | 9 |
| 2008 | Kerry Wright | 76 | 1048 | 11 |
| 2009 | Cleannord Saintil | 66 | 884 | 3 |
| 2010 | Bobby Williams | 36 | 378 | 1 |
| 2011 | Taron Henry | 31 | 427 | 5 |
| 2012 | Eldred King | 51 | 598 | 4 |
| 2013 | Patrick Honeycutt | 51 | 513 | 3 |
| 2014 | Patrick Honeycutt | 37 | 420 | 4 |
| 2015 | Garrett Andrews | 34 | 377 | 2 |
| 2016 | Tavarres Jefferson | 51 | 398 | 1 |
| 2017 | Anthony Amos | 72 | 992 | 9 |
| 2018 | Tavarres Jefferson | 46 | 611 | 5 |
| 2019 | Ed Batties | 45 | 474 | 3 |
| 2020 | Richie James | 108 | 1346 | 8 |
| 2021 | Richie James | 105 | 1625 | 12 |



TOTAL OFFENSE

| Year | Player | Plays | Rush | Pass | Total |
|------|--------------------|-------|------|------|-------|
| 1949 | Maxie Runion | --- | 710 | 180 | 890 |
| 1950 | Not Available | --- | --- | --- | --- |
| 1951 | Bobby Young | --- | 921 | --- | 921 |
| 1952 | John Raymond Smith | --- | --- | --- | 909 |
| 1953 | Bobby Young | 201 | 1082 | 83 | 1165 |
| 1954 | Not Available | --- | --- | --- | --- |
| 1955 | Francis Reynolds | 129 | 11 | 757 | 768 |
| 1956 | Tillman Harris | 83 | 571 | --- | 571 |
| 1957 | Bob Hallum | 184 | 460 | 551 | 1011 |
| 1958 | Bob Hallum | 170 | 373 | 301 | 674 |
| 1959 | Ray Purvis | 68 | 583 | 7 | 590 |
| 1960 | Terry Bailey | 97 | 87 | 427 | 514 |
| 1961 | Terry Bailey | 108 | 115 | 796 | 911 |
| 1962 | Teddy Morris | 127 | 61 | 726 | 787 |
| 1963 | Teddy Morris | 210 | 64 | 1325 | 1389 |
| 1964 | Teddy Morris | 281 | 458 | 999 | 1457 |
| 1965 | Teddy Morris | 300 | 184 | 1749 | 1933 |
| 1966 | Billy Walker | 310 | -8 | 1351 | 1343 |
| 1967 | Billy Walker | 389 | 104 | 1856 | 1960 |
| 1968 | Dickie Thomas | 365 | 162 | 1619 | 1781 |
| 1969 | Bill Griffith | 314 | -43 | 1382 | 1339 |
| 1970 | Reuben Justice | 232 | 878 | 42 | 920 |
| 1971 | Melvin Daniels | 228 | 402 | 585 | 987 |
| 1972 | Fred Rohrdanz | 181 | -18 | 981 | 963 |
| 1973 | Tommy Beaver | 193 | 39 | 575 | 614 |
| 1974 | Fred Rohrdanz | 169 | 131 | 485 | 616 |
| 1975 | M. A. Robinson | 311 | -18 | 1117 | 1099 |
| 1976 | Mike Moore | 251 | 1188 | 62 | 1250 |
| 1977 | Mike Robinson | 265 | 86 | 911 | 997 |
| 1978 | Duane West | 221 | -23 | 549 | 526 |
| 1979 | Brown Sanford | 308 | -88 | 1474 | 1386 |
| 1980 | Brown Sanford | 272 | 67 | 894 | 961 |
| 1981 | Brown Sanford | 254 | -68 | 886 | 818 |
| 1982 | Brad Zeitner | 162 | -30 | 615 | 585 |
| 1983 | Mickey Corwin | 262 | 63 | 1658 | 1721 |
| 1984 | Mickey Corwin | 283 | -70 | 1565 | 1495 |
| 1985 | Marvin Collier | 262 | 594 | 1171 | 1765 |
| 1986 | Marvin Collier | 255 | 308 | 1089 | 1397 |
| 1987 | Marvin Collier | 276 | 470 | 923 | 1393 |
| 1988 | Marvin Collier | 292 | 280 | 1051 | 1331 |
| 1989 | Phil Ironside | 243 | -65 | 1408 | 1343 |
| 1990 | Phil Ironside | 312 | 60 | 1872 | 1932 |
| 1991 | Kelly Holcomb | 258 | 10 | 1763 | 1773 |
| 1992 | Kelly Holcomb | 204 | -192 | 1409 | 1217 |
| 1993 | Kelly Holcomb | 300 | 19 | 1738 | 1757 |
| 1994 | Kelly Holcomb | 312 | 97 | 2154 | 2251 |
| 1995 | Jonathan Quinn | 269 | -16 | 1724 | 1708 |
| 1996 | Jonathan Quinn | 198 | 8 | 931 | 939 |
| 1997 | Jonathan Quinn | 359 | 170 | 2209 | 2379 |
| 1998 | Wes Counts | 288 | -84 | 1541 | 1457 |
| 1999 | Wes Counts | 431 | 81 | 2603 | 2684 |
| 2000 | Wes Counts | 256 | 33 | 1536 | 1569 |
| 2001 | Wes Counts | 326 | 144 | 2327 | 2471 |
| 2002 | Andrico Hines | 393 | 486 | 1753 | 2239 |
| 2003 | Andrico Hines | 360 | 315 | 1742 | 2057 |
| 2004 | Clint Marks | 441 | 113 | 2749 | 2862 |
| 2005 | Clint Marks | 367 | -130 | 2083 | 1953 |
| 2006 | Clint Marks | 335 | -46 | 1917 | 1871 |
| 2007 | Dwight Dasher | 280 | 530 | 1148 | 1678 |
| 2008 | Joe Craddock | 450 | 118 | 2677 | 2795 |
| 2009 | Dwight Dasher | 623 | 1154 | 2789 | 3943 |
| 2010 | Dwight Dasher | 393 | 543 | 1550 | 2093 |
| 2011 | Logan Kilgore | 397 | 106 | 2231 | 2337 |
| 2012 | Logan Kilgore | 357 | 72 | 2571 | 2643 |
| 2013 | Logan Kilgore | 390 | 20 | 2507 | 2527 |
| 2014 | Austin Grammer | 462 | 442 | 2557 | 2999 |
| 2015 | Brent Stockstill | 550 | 37 | 4005 | 4042 |
| 2016 | Brent Stockstill | 459 | 240 | 3233 | 3473 |

ALL-PURPOSE

| Year | Player | Rush | Rec | KR | PR | IR | Tot. |
|------|----------------|------|-----|-----|-----|----|------|
| 1960 | Larry Puryear | 500 | 0 | 0 | 0 | 0 | 500 |
| 1961 | George Dykes | 0 | 647 | 0 | 0 | 0 | 647 |
| 1962 | Jackie Pope | 219 | 281 | 139 | 109 | 0 | 748 |
| 1963 | Jimbo Pearson | 136 | 219 | 112 | 31 | 0 | 498 |
| 1964 | Bob Hlodan | 557 | 161 | 204 | 19 | 0 | 941 |
| 1965 | Bob Hlodan | 422 | 308 | 209 | 97 | 0 | 1036 |
| 1966 | Bob Hlodan | 364 | 462 | 124 | 0 | 0 | 950 |
| 1967 | Jamie Jamison | 0 | 382 | 184 | 135 | 0 | 701 |
| 1968 | Taylor Edwards | 377 | 273 | 384 | 63 | 0 | 1097 |
| 1969 | Reuben Justice | 375 | 78 | 525 | 0 | 0 | 978 |

| | | | | | | | |
|------|--------------------|------|------|-----|-----|----|------|
| 1970 | Reuben Justice | 878 | 17 | 0 | 0 | 0 | 895 |
| 1971 | Reuben Justice | 435 | 143 | 190 | 0 | 0 | 768 |
| 1972 | Joe Pelt | 513 | 122 | 147 | 0 | 0 | 782 |
| 1973 | Dwaine Copeland | 374 | 0 | 220 | 0 | 0 | 594 |
| 1974 | Dwaine Copeland | 858 | 81 | 398 | 0 | 0 | 1337 |
| 1975 | Mike Moore | 1247 | 29 | 13 | 0 | 0 | 1289 |
| 1976 | Mike Moore | 1188 | 26 | 0 | 0 | 0 | 1214 |
| 1977 | Mike Moore | 1015 | 111 | 0 | 0 | 0 | 1126 |
| 1978 | Robbie Rogers | 393 | 159 | 107 | 0 | 0 | 659 |
| 1979 | Kolas Elion | 18 | 514 | 102 | 2 | 0 | 636 |
| 1980 | Sammy Bryant | 635 | 244 | 268 | 4 | 0 | 1151 |
| 1981 | Sammy Bryant | 523 | 162 | 0 | 0 | 0 | 685 |
| 1982 | Vince Hall | 614 | 188 | 0 | 0 | 0 | 821 |
| 1983 | Vince Hall | 949 | 173 | 239 | 0 | 0 | 1361 |
| 1984 | Vince Hall | 1439 | 103 | -8 | 0 | 0 | 1534 |
| 1985 | Gerald Anderson | 1062 | 13 | 24 | 0 | 0 | 1099 |
| 1986 | Robert Alfrod | 78 | 194 | 458 | 390 | 0 | 1120 |
| 1987 | Gerald Anderson | 980 | 96 | 241 | 0 | 0 | 1317 |
| 1988 | Joe Campbell | 626 | 113 | 35 | 0 | 0 | 774 |
| 1989 | Joe Campbell | 940 | 81 | 0 | 0 | 0 | 1021 |
| 1990 | Joe Campbell | 1136 | 229 | 0 | 0 | 0 | 1365 |
| 1991 | Joe Campbell | 1121 | 270 | 0 | 0 | 0 | 1391 |
| 1992 | Walter Dunson | 964 | 83 | 100 | 0 | 0 | 1147 |
| 1993 | Kippy Bayless | 1214 | 228 | 30 | 0 | 0 | 1472 |
| 1994 | Kippy Bayless | 1346 | 299 | 0 | 0 | 0 | 1645 |
| 1995 | Brigham Lyons | 876 | 207 | 541 | 57 | 0 | 1681 |
| 1996 | Demetric Mostoller | 6 | 868 | 744 | 196 | 0 | 1814 |
| 1997 | Lebrian McGill | 653 | 125 | 322 | 0 | 0 | 1100 |
| 1998 | Sulecio Sanford | 51 | 674 | 385 | 139 | 0 | 1249 |
| 1999 | Jamison Palmer | 548 | 231 | 572 | 0 | 0 | 1351 |
| 2000 | Dwone Hicks | 1277 | 181 | 0 | 0 | 0 | 1458 |
| 2001 | Dwone Hicks | 1143 | 230 | 0 | 0 | 0 | 1373 |
| 2002 | Dwone Hicks | 1011 | 250 | 0 | 0 | 0 | 1261 |
| 2003 | Kerry Wright | 0 | 1280 | 130 | 91 | 0 | 1501 |
| 2004 | Kerry Wright | 13 | 1048 | 0 | 183 | 0 | 1244 |
| 2005 | Cleannord Saintil | 0 | 884 | 379 | 3 | 0 | 1266 |
| 2006 | Eugene Gross | 882 | 127 | 0 | 0 | 0 | 1009 |
| 2007 | Desmond Gee | 162 | 382 | 722 | 57 | 0 | 1323 |
| 2008 | Phillip Tanner | 714 | 135 | 282 | 0 | 0 | 1131 |
| 2009 | Dwight Dasher | 1154 | 0 | 0 | 0 | 0 | 1154 |
| 2010 | Phillip Tanner | 928 | 194 | 42 | 0 | 0 | 1164 |
| 2011 | Eric Russell | 0 | 0 | 892 | 143 | 98 | 1133 |
| 2012 | Anthony Amos | 0 | 992 | 0 | 0 | 0 | 992 |
| 2013 | Reggie Whatley | 657 | 5 | 0 | 420 | 0 | 1082 |
| 2014 | Reggie Whatley | 767 | -11 | 0 | 692 | 0 | 1448 |
| 2015 | Richie James | 146 | 1346 | 18 | 0 | 0 | 1510 |
| 2016 | I'Tavius Mathers | 1561 | 633 | 0 | 0 | 0 | 2194 |

SCORING

| Year | Player | TD | K | R | P | FG | Pts |
|------|------------------|----|-------|-----|-----|-------|-----|
| 1947 | Bill Nesbitt | - | - | - | - | - | 54 |
| 1948 | Not Available | - | - | - | - | - | - |
| 1949 | Not Available | - | - | - | - | - | - |
| 1950 | Not Available | - | - | - | - | - | - |
| 1951 | Bobby Young | - | - | - | - | - | 78 |
| 1952 | Not Available | - | - | - | - | - | - |
| 1953 | Bobby Young | 9 | 17 | - | - | - | 71 |
| 1954 | Not Available | - | - | - | - | - | - |
| 1955 | Travis Akin | 7 | - | - | - | - | 42 |
| 1956 | Buck Rolman | 7 | - | - | - | - | 42 |
| 1957 | Bob Hallum | 8 | 5-12 | - | - | 1-1 | 56 |
| 1958 | Bob Hallum | 7 | 2-4 | - | - | - | 44 |
| 1959 | Ray Purvis | 9 | - | 1-1 | 1-1 | - | 58 |
| 1960 | Jerry Pearson | 3 | - | - | - | - | 18 |
| | Larry Puryear | 3 | - | - | - | - | 18 |
| 1961 | George Dykes | 7 | - | - | 1-1 | - | 44 |
| 1962 | George Dykes | 4 | - | - | 1-1 | - | 26 |
| | Jim Harvey | 4 | - | 1-1 | - | - | 26 |
| 1963 | David Petty | 6 | - | - | - | - | 36 |
| 1964 | Herbert Owenby | 4 | - | - | - | - | 24 |
| | David Petty | 4 | - | - | - | - | 24 |
| 1965 | Jerry Smith | 8 | - | - | 1-1 | - | 50 |
| 1966 | Larry Mathews | 5 | - | - | - | - | 30 |
| 1967 | Larry Mathews | 9 | - | - | - | - | 54 |
| 1968 | Taylor Edwards | 8 | - | - | - | - | 48 |
| 1969 | Reuben Justice | 5 | - | - | - | - | 30 |
| 1970 | Archie Arrington | - | 18-19 | - | - | 5-14 | 33 |
| 1971 | Kenny Nolan | - | 18-18 | - | - | 11-17 | 51 |
| 1972 | Melvin Daniels | 8 | - | - | - | - | 48 |
| 1973 | Dwaine Copeland | 8 | - | 1-1 | - | - | 50 |
| 1974 | Archie Arrington | - | 17-18 | - | - | 8-10 | 41 |
| 1975 | Mike Moore | 7 | - | 1-1 | - | - | 44 |
| 1976 | Mike Moore | 9 | - | - | - | - | 54 |
| 1977 | Mike Moore | 9 | - | - | - | - | 54 |




Brent Stockstill

| | | | | | | | |
|------|-----------------|----|-------|-----|-----|-------|-----|
| 1978 | Robbie Rogers | 5 | - | - | 1-1 | - | 32 |
| 1979 | Kolas Elion | 5 | - | - | 1-1 | - | 32 |
| 1980 | Gerald Robinson | - | 8-9 | - | - | 5-11 | 23 |
| 1981 | Kelly Potter | - | 15-15 | - | - | 13-15 | 64 |
| 1982 | Kelly Potter | - | 26-26 | - | - | 13-27 | 55 |
| 1983 | Kelly Potter | - | 32-34 | - | - | 12-16 | 68 |
| 1984 | Kelly Potter | - | 32-34 | - | - | 14-20 | 74 |
| 1985 | Dwight Stone | 13 | - | - | - | - | 78 |
| 1986 | Dwight Stone | 13 | - | - | - | - | 78 |
| 1987 | Gerald Anderson | 12 | - | - | - | - | 72 |
| 1988 | Joe Campbell | 9 | - | - | - | - | 54 |
| 1989 | Joe Lisle | - | 29-30 | - | - | 14-17 | 71 |
| 1990 | Matt Crews | - | 38-40 | - | - | 17-24 | 89 |
| 1991 | Joe Campbell | 14 | - | - | - | - | 84 |
| | Walter Dunson | 14 | - | - | - | - | 84 |
| 1992 | Walter Dunson | 13 | - | - | - | - | 78 |
| 1993 | Kippy Bayless | 17 | - | 1-0 | - | - | 104 |
| 1994 | Kippy Bayless | 15 | - | - | - | - | 90 |
| 1995 | Brigham Lyons | 11 | - | - | - | - | 66 |
| 1996 | Keegan Ray | - | 18-19 | - | - | 13-19 | 57 |
| 1997 | Lebrian McGill | 10 | - | - | - | - | 60 |
| 1998 | Keegan Ray | - | 26-28 | - | - | 10-14 | 56 |
| 1999 | Jamison Palmer | 9 | - | - | - | - | 54 |
| 2000 | Dwone Hicks | 21 | - | - | - | - | 126 |
| 2001 | Dwone Hicks | 24 | - | 2-2 | - | - | 148 |
| 2002 | Dwone Hicks | 11 | - | - | - | - | 66 |
| 2003 | Brian Kelly | - | 37-40 | - | - | 13-16 | 76 |
| 2004 | Colby Smith | - | 32-32 | - | - | 15-17 | 77 |
| 2005 | Eugene Gross | 14 | - | - | - | - | 84 |
| 2006 | Eugene Gross | 11 | - | - | - | - | 66 |
| 2007 | DeMarco McNair | 13 | - | - | - | - | 78 |
| 2008 | Phillip Tanner | 17 | - | - | - | - | 102 |
| 2009 | Alan Gendreau | - | 50-51 | - | - | 18-22 | 104 |
| 2010 | Phillip Tanner | 13 | - | - | - | - | 78 |
| 2011 | Alan Gendreau | - | 31-32 | - | - | 8-14 | 55 |
| 2012 | Carlos Lopez | - | 36-36 | - | - | 17-22 | 87 |
| 2013 | Cody Clark | - | 46-46 | - | - | 12-16 | 82 |
| 2014 | Cody Clark | - | 46-46 | - | - | 9-15 | 73 |

| | | | |
|------|------------------|-------|-------|
| 1960 | Nicky Lynch | 6-7 | 0-0 |
| 1961 | Tony Matussek | 9-11 | 0-0 |
| 1962 | Tony Matussek | 9-15 | 2-2 |
| 1963 | Charles Gupton | 14-15 | 1-1 |
| 1964 | Duane Brown | 13-16 | 1-2 |
| 1965 | Paul Barnett | 29-31 | 1-1 |
| 1966 | Paul Barnett | 15-18 | 1-2 |
| 1967 | Paul Barnett | 20-23 | 0-0 |
| 1968 | Kevin Tucker | 9-9 | 0-0 |
| 1969 | Nares Choobua | 6-9 | 6-17 |
| 1970 | Archie Arrington | 18-19 | 5-14 |
| 1971 | Kenny Nolan | 18-18 | 11-17 |
| 1972 | Kenny Nolan | 19-20 | 6-12 |
| 1973 | Archie Arrington | 14-15 | 8-12 |
| 1974 | Archie Arrington | 17-18 | 8-10 |
| 1975 | Michael Robinson | 19-19 | 4-7 |
| 1976 | Michael Robinson | 22-22 | 4-6 |
| 1977 | Michael Robinson | 11-14 | 8-11 |
| 1978 | Gerald Robinson | 5-7 | 3-3 |
| 1979 | Gerald Robinson | 10-11 | 7-7 |
| 1980 | Gerald Robinson | 8-9 | 5-11 |
| 1981 | Kelly Potter | 15-15 | 13-15 |
| 1982 | Kelly Potter | 26-26 | 13-27 |
| 1983 | Kelly Potter | 32-34 | 12-16 |
| 1984 | Kelly Potter | 32-34 | 14-20 |
| 1985 | Dick Martin | 45-49 | 4-12 |
| 1986 | Dick Martin | 30-31 | 10-15 |
| 1987 | Joe Lisle | 23-25 | 13-20 |
| 1988 | Joe Lisle | 19-19 | 8-15 |
| 1989 | Joe Lisle | 29-30 | 14-17 |
| 1990 | Matt Crews | 38-40 | 17-24 |
| 1991 | Garth Petrilli | 39-40 | 9-15 |
| 1992 | Garth Petrilli | 50-50 | 3-11 |
| 1993 | Garth Petrilli | 37-38 | 13-16 |
| 1994 | Garth Petrilli | 40-42 | 13-18 |
| 1995 | Rhett Kopp | 23-25 | 6-9 |
| 1996 | Keegan Ray | 18-19 | 13-19 |
| 1997 | Keegan Ray | 33-36 | 8-14 |
| 1998 | Keegan Ray | 26-28 | 10-14 |
| 1999 | Keegan Ray | 32-36 | 4-10 |
| 2000 | Brian Kelly | 39-44 | 11-13 |
| 2001 | Brian Kelly | 44-46 | 6-9 |
| 2002 | Brian Kelly | 31-32 | 10-13 |
| 2003 | Brian Kelly | 37-40 | 13-16 |
| 2004 | Colby Smith | 32-32 | 15-17 |
| 2005 | Colby Smith | 26-26 | 7-16 |
| 2006 | Colby Smith | 38-39 | 8-13 |
| 2007 | David DeFatta | 4-4 | 4-6 |
| 2008 | Alan Gendreau | 32-32 | 10-14 |
| 2009 | Alan Gendreau | 50-51 | 18-22 |
| 2010 | Alan Gendreau | 44-45 | 10-12 |
| 2011 | Alan Gendreau | 31-32 | 8-14 |
| 2012 | Carlos Lopez | 36-36 | 17-22 |
| 2013 | Cody Clark | 46-46 | 12-16 |
| 2014 | Cody Clark | 46-46 | 9-15 |
| 2015 | Cody Clark | 56-56 | 12-16 |
| 2016 | Canon Rooker | 64-66 | 16-19 |

| | | | | |
|------|-------------------|----|------|------|
| 1984 | Mark Morrison | 55 | 2236 | 40.7 |
| 1985 | Mark Morrison | 44 | 1757 | 39.9 |
| 1986 | Mark Morrison | 58 | 2449 | 42.2 |
| 1987 | Chuck Daniel | 59 | 2353 | 39.9 |
| 1988 | Chuck Daniel | 58 | 2232 | 38.5 |
| 1989 | Chuck Daniel | 61 | 2413 | 39.6 |
| 1990 | Chuck Daniel | 43 | 1730 | 40.2 |
| 1991 | Joel Alsobrook | 37 | 1431 | 38.7 |
| 1992 | Joel Alsobrook | 43 | 1580 | 36.7 |
| 1993 | Garth Petrilli | 45 | 1728 | 38.4 |
| 1994 | Brandon Thomas | 32 | 1298 | 40.6 |
| 1995 | Brandon Thomas | 64 | 2629 | 41.1 |
| 1996 | Jeff Thomas | 18 | 673 | 37.4 |
| 1997 | Brandon Thomas | 42 | 1716 | 40.9 |
| 1998 | David Lill | 34 | 1269 | 37.3 |
| 1999 | Keegan Ray | 52 | 2213 | 42.6 |
| 2000 | Robert Billings | 52 | 1951 | 37.5 |
| 2001 | Robert Billings | 35 | 1481 | 42.3 |
| 2002 | Robert Billings | 61 | 2599 | 42.6 |
| 2003 | Robert Billings | 61 | 2568 | 42.1 |
| 2004 | Colby Smith | 55 | 2197 | 39.9 |
| 2005 | Colby Smith | 59 | 2484 | 42.1 |
| 2006 | Colby Smith | 69 | 2830 | 41.0 |
| 2007 | David DeFatta | 73 | 2987 | 40.9 |
| 2008 | David DeFatta | 62 | 2534 | 40.9 |
| 2009 | David DeFatta | 81 | 3131 | 38.7 |
| 2010 | Josh Davis | 58 | 2475 | 42.7 |
| 2011 | Nathaniel Toulson | 50 | 2005 | 40.1 |
| 2012 | Josh Davis | 42 | 1689 | 40.2 |
| 2013 | Josh Davis | 65 | 2717 | 41.8 |
| 2014 | Sean O'Kane | 22 | 900 | 40.9 |
| 2015 | Matt Bonadies | 31 | 1280 | 41.3 |
| 2016 | Matt Bonadies | 58 | 2248 | 38.8 |



Canon Rooker

PUNT RETURNS

| Year | Player | Ret. | Yards | Avg. | TD |
|------|--------------------|------|-------|------|----|
| 1960 | Jimbo Pearson | 2 | 104 | 52.0 | 1 |
| 1961 | Jimbo Pearson | 6 | 59 | 9.8 | 0 |
| 1962 | Jackie Pope | 7 | 109 | 15.8 | 0 |
| 1963 | Jimbo Pearson | 4 | 31 | 7.8 | 0 |
| 1964 | Larry Whaley | 10 | 124 | 12.4 | 0 |
| 1965 | Bob Hlodan | 9 | 97 | 10.7 | 0 |
| 1966 | Steve Edging | 20 | 212 | 10.6 | 1 |
| 1967 | Jamie Jamison | 17 | 135 | 7.9 | 0 |
| 1968 | Taylor Edwards | 12 | 63 | 5.3 | 0 |
| 1969 | Taylor Edwards | 28 | 125 | 4.5 | 0 |
| 1970 | Ray Oldham | 23 | 159 | 6.9 | 0 |
| 1971 | Raymond Bonner | 31 | 219 | 7.1 | 2 |
| 1972 | Raymond Bonner | 31 | 150 | 4.8 | 0 |
| 1973 | Sonny Anderson | 20 | 106 | 5.3 | 0 |
| 1974 | Sonny Anderson | 20 | 64 | 3.2 | 0 |
| 1975 | Tommy Beaver | 20 | 115 | 5.7 | 0 |
| 1976 | John Dukes | 13 | 97 | 7.5 | 0 |
| 1977 | Johnny Carver | 14 | 82 | 5.9 | 0 |
| 1978 | Kevin Dove | 8 | 80 | 10.0 | 0 |
| 1979 | Allen Curtis | 11 | 58 | 5.3 | 0 |
| 1980 | James Griffin | 6 | 42 | 7.0 | 0 |
| 1981 | Sidney Pigg | 26 | 183 | 7.0 | 0 |
| 1982 | Don Griffin | 20 | 222 | 11.1 | 0 |
| 1983 | Don Griffin | 20 | 112 | 5.6 | 0 |
| 1984 | Don Griffin | 26 | 160 | 6.2 | 0 |
| 1985 | Don Griffin | 22 | 189 | 8.6 | 1 |
| 1986 | Robert Alford | 30 | *390 | 13.0 | 0 |
| 1987 | Tommy Barnes | 17 | 110 | 6.5 | 0 |
| 1988 | Orlando Crenshaw | 23 | 178 | 7.7 | 1 |
| 1989 | Orlando Crenshaw | 33 | 308 | 9.3 | 1 |
| 1990 | Orlando Crenshaw | 41 | 342 | 8.3 | 1 |
| 1991 | Orlando Crenshaw | 24 | 208 | 8.7 | 1 |
| 1992 | Dennis Mimms | 28 | 367 | 13.1 | 1 |
| 1993 | Dennis Mimms | 15 | 80 | 5.3 | 0 |
| 1994 | Dennis Mimms | 23 | 152 | 6.6 | 0 |
| 1995 | Demetric Mostiller | 26 | 159 | 6.1 | 0 |
| 1996 | Demetric Mostiller | 21 | 196 | 9.3 | 0 |
| 1997 | Sulecio Sanford | 5 | 84 | 16.8 | 1 |
| 1998 | Sulecio Sanford | 17 | 139 | 8.2 | 0 |
| 1999 | Hansford Johnson | 21 | 272 | 13.0 | 0 |
| 2000 | Hansford Johnson | 22 | 228 | 10.4 | 0 |
| 2001 | Hansford Johnson | 14 | 48 | 3.4 | 0 |
| 2002 | David Youell | 17 | 86 | 5.1 | 0 |
| 2003 | Kerry Wright | 12 | 91 | 7.6 | 0 |
| 2004 | Kerry Wright | 17 | 183 | 10.8 | 1 |
| 2005 | Bradley Robinson | 18 | 165 | 9.2 | 0 |
| 2006 | Desmond Gee | 12 | 119 | 9.9 | 0 |
| 2007 | Desmond Gee | 12 | 57 | 4.8 | 0 |
| 2008 | Patrick Honeycutt | 13 | 81 | 6.2 | 0 |

| | | | | | |
|------|-------------------|----|-----|-----|---|
| 2009 | Patrick Honeycutt | 21 | 106 | 5.0 | 0 |
| 2010 | Eric Russell | 24 | 163 | 6.8 | 0 |
| 2011 | Eric Russell | 15 | 143 | 9.5 | 0 |
| 2012 | Jared Singletary | 9 | 41 | 4.6 | 0 |
| 2013 | Kyle Griswold | 17 | 103 | 6.1 | 1 |
| 2014 | Ed Batties | 15 | 129 | 8.6 | 1 |
| 2015 | Ed Batties | 19 | 74 | 3.9 | 0 |
| 2016 | Richie James | 17 | 128 | 7.5 | 0 |

KICKOFF RETURNS

| Year | Player | Ret. | Yards | Avg. | TD |
|------|--------------------|------|-------|------|----|
| 1960 | Jimbo Pearson | 4 | 121 | 30.3 | 0 |
| 1961 | Jimbo Pearson | 10 | 168 | 16.8 | 0 |
| 1962 | Jackie Pope | 7 | 139 | 19.6 | 0 |
| 1963 | Jimbo Pearson | 5 | 112 | 22.4 | 0 |
| 1964 | Bob Hlodan | 9 | 204 | 22.7 | 0 |
| 1965 | Bob Hlodan | 9 | 209 | 23.2 | 0 |
| 1966 | Gene Carney | 9 | 160 | 17.8 | 0 |
| 1967 | Jamie Jamison | 9 | 184 | 20.4 | 0 |
| 1968 | Taylor Edwards | 18 | 394 | 21.9 | 0 |
| 1969 | Reuben Justice | 18 | 525 | 29.2 | 2 |
| 1970 | Taylor Edwards | 7 | 172 | 24.6 | 1 |
| 1971 | Reuben Justice | 8 | 190 | 23.8 | 0 |
| 1972 | Tommy Latimer | 12 | 279 | 23.3 | 0 |
| 1973 | Dwaine Copeland | 12 | 220 | 18.3 | 0 |
| 1974 | Dwaine Copeland | 19 | 398 | 20.9 | 0 |
| 1975 | Tommy Beaver | 18 | 386 | 21.4 | 0 |
| 1976 | John Dukes | 14 | 255 | 18.2 | 0 |
| 1977 | Lonnie Adams | 9 | 188 | 20.9 | 0 |
| 1978 | Gerard Bradley | 17 | 351 | 20.6 | 0 |
| 1979 | Allen Curtis | 18 | 322 | 17.9 | 0 |
| 1980 | Sammy Bryant | 13 | 268 | 20.6 | 0 |
| 1981 | Sidney Pigg | 12 | 243 | 20.3 | 0 |
| 1982 | Don Griffin | 5 | 97 | 19.4 | 0 |
| 1983 | Vince Hall | 11 | 239 | 21.7 | 0 |
| 1984 | Gerald Anderson | 8 | 221 | 27.6 | 0 |
| 1985 | Robert Alford | 13 | 389 | 29.9 | 1 |
| 1986 | Robert Alford | 18 | 458 | 25.4 | 0 |
| 1987 | Gerald Anderson | 11 | 241 | 21.9 | 0 |
| 1988 | Orlando Crenshaw | 18 | 312 | 17.3 | 0 |
| 1989 | Orlando Crenshaw | 24 | 513 | 21.4 | 0 |
| 1990 | Walter Dunson | 14 | 360 | 25.7 | 1 |
| 1991 | Walter Dunson | 25 | 608 | 24.3 | 1 |
| 1992 | Cory Simpson | 13 | 270 | 20.8 | 0 |
| 1993 | Cory Simpson | 13 | 313 | 24.1 | 0 |
| 1994 | Brigham Lyons | 21 | 533 | 25.4 | 0 |
| 1995 | Brigham Lyons | 26 | 541 | 20.8 | 0 |
| 1996 | Demetric Mostiller | 28 | 744 | 26.6 | 0 |
| 1997 | Kelverrick Green | 14 | 332 | 23.7 | 0 |

PUNTING

| Year | Player | No. | Yards | Avg. |
|------|-------------------|-----|-------|------|
| 1960 | Jerry Pearson | 20 | 716 | 35.8 |
| 1961 | Frank Halliburton | 33 | 1282 | 38.8 |
| 1962 | Bob Kerr | 36 | 1249 | 34.7 |
| 1963 | Frank Halliburton | 50 | 1737 | 34.7 |
| 1964 | Billy Walker | 55 | 1803 | 32.8 |
| 1965 | Billy Walker | 50 | 1846 | 36.9 |
| 1966 | Billy Walker | 53 | 1942 | 36.6 |
| 1967 | Billy Walker | 33 | 1324 | 40.1 |
| 1968 | Ron Taylor | 64 | 2631 | 41.1 |
| 1969 | Ron Taylor | 75 | 2835 | 37.8 |
| 1970 | Ron Taylor | 77 | 2904 | 37.8 |
| 1971 | Mike Shawen | 74 | 2847 | 38.5 |
| 1972 | Mike Shawen | 58 | 2304 | 39.7 |
| 1973 | Mike Shawen | 73 | 3076 | 42.1 |
| 1974 | Mike Shawen | 62 | 2720 | 43.9 |
| 1975 | M.A. Robinson | 72 | 2542 | 35.3 |
| 1976 | Randy Saunders | 43 | 1722 | 40.0 |
| 1977 | Randy Saunders | 53 | 2154 | 40.6 |
| 1978 | Randy Saunders | 79 | 3060 | 39.4 |
| 1979 | Bill Ming | 61 | 2182 | 35.8 |
| 1980 | Glenn Heath | 62 | 2260 | 36.5 |
| 1981 | Jim Merryman | 82 | 2850 | 34.8 |
| 1982 | Jim Merryman | 68 | 2466 | 37.1 |
| 1983 | Mark Morrison | 52 | 1914 | 36.8 |

| | | | | | |
|------|-------------------|----|-----|------|---|
| 1998 | Sulecio Sanford | 15 | 385 | 25.7 | 1 |
| 1999 | Jamison Palmer | 29 | 572 | 19.7 | 0 |
| 2000 | Wardell Alsop | 15 | 292 | 19.5 | 0 |
| 2001 | Kerry Wright | 16 | 398 | 24.9 | 0 |
| 2002 | ReShard Lee | 12 | 252 | 21.0 | 1 |
| 2003 | Eugene Gross | 26 | 467 | 18.0 | 0 |
| 2004 | Cleannord Saintil | 11 | 220 | 20.0 | 0 |
| 2005 | Cleannord Saintil | 17 | 379 | 22.3 | 0 |
| 2006 | Damon Nickson | 21 | 605 | 28.8 | 2 |
| 2007 | Desmond Gee | 36 | 722 | 20.1 | 0 |
| 2008 | Desmond Gee | 28 | 544 | 19.4 | 0 |
| 2009 | Desmond Gee | 41 | 910 | 22.2 | 0 |
| 2010 | Eric Russell | 32 | 842 | 26.3 | 1 |
| 2011 | Eric Russell | 43 | 892 | 20.7 | 0 |
| 2012 | Reggie Whatley | 25 | 762 | 30.5 | 1 |
| 2013 | Reggie Whatley | 17 | 420 | 24.7 | 0 |
| 2014 | Reggie Whatley | 27 | 692 | 25.6 | 0 |
| 2015 | Jeremiah Bryson | 18 | 427 | 23.7 | 0 |
| 2016 | Desmond Anderson | 16 | 328 | 20.5 | 0 |

TACKLES

| Year | Player | UT | AT | TT |
|------|---------------------------|-----|----|-----|
| 1970 | David Duvall (lb) | 50 | 45 | 95 |
| 1971 | Not Available | | | |
| 1972 | Greg Gregory (dt) | 66 | 30 | 96 |
| 1973 | Gary Bell (lb) | 99 | 43 | 142 |
| 1974 | Melvin Boyd (lb) | 90 | 52 | 142 |
| 1975 | Chris Keen (lb) | 91 | 49 | 140 |
| 1976 | Jim Dunster (lb) | 81 | 27 | 108 |
| 1977 | Mo Bell (lb) | 92 | 40 | 132 |
| 1978 | Stan Wright (lb) | 127 | 51 | 178 |
| 1979 | Stan Wright (lb) | 99 | 19 | 118 |
| 1980 | Robbie Ridings (lb) | 48 | 32 | 80 |
| 1981 | Robbie Ridings (lb) | 45 | 65 | 110 |
| 1982 | Dennis Mix (lb) | 52 | 40 | 92 |
| 1983 | Jeff Spencer (dt) | 54 | 32 | 86 |
| 1984 | Randy Carr (lb) | 46 | 68 | 114 |
| 1985 | Roosevelt Colvard (lb) | 57 | 68 | 125 |
| 1986 | Roosevelt Colvard (lb) | 79 | 41 | 120 |
| 1987 | Don Thomas (lb) | 60 | 46 | 106 |
| 1988 | Don Thomas (lb) | 70 | 41 | 111 |
| 1989 | Anthony Coleman (lb) | 66 | 39 | 105 |
| 1990 | Scott Boykin (lb) | 51 | 56 | 107 |
| 1991 | Scott Boykin (lb) | 72 | 45 | 117 |
| 1992 | Mike Caldwell (de) | 47 | 29 | 76 |
| 1993 | Anthony Hicks (lb) | 60 | 53 | 113 |
| 1994 | Nathaniel Claybrooks (lb) | 52 | 66 | 118 |
| 1995 | Nathaniel Claybrooks (lb) | 46 | 62 | 108 |
| 1996 | Brian Chastain (lb) | 27 | 55 | 82 |
| 1997 | Charlie Walker (s) | 50 | 48 | 98 |
| 1998 | Keith Pauldo (lb) | 56 | 22 | 78 |
| 1999 | Mario Kelso (s) | 61 | 45 | 106 |
| 2000 | Jermaine Francis (db) | 64 | 26 | 90 |
| 2001 | Michael Woods (s) | 44 | 36 | 80 |
| 2002 | Sheldon Durham (lb) | 59 | 38 | 97 |
| 2003 | Will Martin (s) | 49 | 51 | 100 |
| 2004 | Marcel Horne (lb) | 54 | 12 | 66 |



Chris Melton

| | | | | |
|------|-----------------------|----|----|-----|
| 2005 | J.K. Sabb (lb) | 48 | 23 | 71 |
| 2006 | J.K. Sabb (lb) | 46 | 23 | 69 |
| | Justin Rainey (lb) | 40 | 29 | 69 |
| 2007 | Tavares Jones (de) | 44 | 17 | 61 |
| 2008 | Danny Carmichael (lb) | 62 | 27 | 89 |
| 2009 | Cam Robinson (lb) | 55 | 58 | 113 |
| 2010 | Jeremy Kellem (s) | 69 | 39 | 108 |
| 2011 | Eric Russell (s) | 64 | 24 | 88 |
| 2012 | Craig Allen (lb) | 59 | 23 | 82 |
| 2013 | T.T. Barber (lb) | 73 | 46 | 119 |
| 2014 | T.T. Barber (lb) | 50 | 22 | 72 |
| 2015 | T.T. Barber (lb) | 62 | 27 | 89 |
| 2016 | Chris Melton (lb) | 52 | 50 | 102 |

SACKS

| Year | Player | Sacks | Yards | Total Tackles |
|------|--------------------|-------|-------|---------------|
| 1988 | Jack Pittman | 4 | 23 | 67 |
| 1989 | Greg Pollard | 4 | 33 | 52 |
| 1990 | Chris Burns | 5 | 40 | 44 |
| 1991 | James McKenzie | 4 | 33 | 19 |
| 1992 | Montrell Toney | 4 | 24 | 74 |
| 1993 | Jay Moore | 3 | 19 | 16 |
| 1994 | Anthony McCord | 5 | 27 | 50 |
| 1995 | Anthony McCord | 6 | 38 | 43 |
| 1996 | Anthony Hicks | 7 | 51 | 69 |
| 1997 | Kenrick Whitehead | 2 | 13 | 38 |
| | Martez Phelps | 2 | 11 | 39 |
| | Kyle Gay | 2 | 5 | 11 |
| 1998 | Keith Pauldo | 3 | 27 | 78 |
| | Kenrick Whitehead | 3 | 21 | 52 |
| | Martez Phelps | 3 | 16 | 46 |
| | Jeff Thomas | 3 | 11 | 31 |
| 1999 | Terrence King | 4 | 18 | 46 |
| 2000 | Tanaka Scott | 5 | 35 | 44 |
| 2001 | Scotty Brown | 6 | 37 | 77 |
| 2002 | Sheldon Durham | 2 | 13 | 97 |
| | Devarick Scandrett | 2 | 13 | 11 |
| | Demetrios Walker | 2 | 12 | 29 |
| 2003 | Demetrios Walker | 5 | 20 | 50 |
| 2004 | Erik Walden | 6 | 26 | 25 |
| 2005 | Erik Walden | 3 | 17 | 33 |
| | Devarick Scandrett | 3 | 13 | 33 |
| 2006 | Erik Walden | 11.5 | 83 | 48 |
| 2007 | Tavares Jones | 7.0 | 57 | 61 |
| 2008 | Lonnie Clemons | 4.0 | 24 | 41 |
| 2009 | Chris McCoy | 7.0 | 42 | 64 |
| 2010 | Jamari Lattimore | 11.5 | 66 | 68 |
| 2011 | Leighton Gasque | 7.0 | 38 | 17 |
| 2012 | Leighton Gasque | 4.0 | 24 | 22 |
| 2013 | Leighton Gasque | 5.0 | 34 | 25 |
| 2014 | Leighton Gasque | 6.0 | 31 | 13 |
| 2015 | T.T. Barber | 4.0 | 35 | 89 |
| | Chris Hale | 4.0 | 38 | 28 |
| 2016 | Steven Rhodes | 4.5 | 29 | 41 |

INTERCEPTIONS

| Year | Player | No. | Yards | TDs |
|------|-----------------|-----|-------|-----|
| 1960 | Jimbo Pearson | 6 | 72 | 0 |
| 1961 | Jimbo Pearson | 2 | 12 | 0 |
| 1962 | Earl Harris | 2 | 28 | 0 |
| | Jim Harvey | 2 | 13 | 0 |
| 1963 | Larry Dotson | 3 | 38 | 0 |
| 1964 | James Donnelly | 4 | 18 | 0 |
| 1965 | Gary Draper | 4 | 31 | 0 |
| | Jerry Broadbent | 4 | 15 | 0 |
| 1966 | Larry Dotson | 3 | 60 | 0 |
| | Mike Matheny | 3 | 0 | 0 |
| 1967 | Mike Matheny | 6 | 71 | 0 |
| 1968 | Gary Draper | 4 | 13 | 0 |
| 1969 | Ken Coffee | 4 | 11 | 0 |
| 1970 | Ed Miller | 5 | 26 | 0 |
| 1971 | Ray Oldham | 4 | 103 | 0 |
| 1972 | Ray Oldham | 5 | 31 | 0 |
| 1973 | Sonny Anderson | 3 | 62 | 1 |
| | Leigh Kelka | 3 | 14 | 0 |
| 1974 | John Emert | 4 | 5 | 0 |
| 1975 | Sonny Anderson | 4 | 14 | 0 |
| 1976 | Tony Buck | 3 | 39 | 0 |
| | Harry Majors | 3 | 39 | 0 |
| | Stan Murphy | 3 | 8 | 0 |

| | | | | |
|------|-----------------------|---|-----|---|
| 1977 | Pat Siegfried | 5 | 63 | 0 |
| 1978 | Jimmy Saunders | 4 | 112 | 1 |
| 1979 | Guy Albanese | 3 | 26 | 0 |
| 1980 | James Griffin | 4 | 77 | 1 |
| 1981 | James Griffin | 4 | 87 | 0 |
| | Dennis Mix | 4 | 66 | 1 |
| 1982 | James Griffin | 8 | 105 | 0 |
| 1983 | Don Griffin | 4 | 49 | 0 |
| 1984 | Don Griffin | 3 | 23 | 0 |
| | Robert Frazier | 3 | 35 | 0 |
| 1985 | Don Griffin | 6 | 47 | 0 |
| 1986 | Dejuan Buford | 5 | 32 | 0 |
| 1987 | Don Thomas | 4 | 59 | 1 |
| 1988 | Tommy Barnes | 6 | 54 | 0 |
| 1989 | Jimmy McCamey | 6 | 22 | 0 |
| 1990 | Darius Sullivan | 3 | 21 | 0 |
| | Marty Carter | 3 | 20 | 0 |
| 1991 | Adrian Owens | 3 | 35 | 0 |
| 1992 | Eric McBroom | 4 | 54 | 0 |
| 1993 | Markee Tate | 5 | 41 | 0 |
| 1994 | Markee Tate | 4 | 100 | 2 |
| 1995 | Cedric Stegall | 4 | 120 | 1 |
| 1996 | Typail McMullen | 5 | 44 | 0 |
| 1997 | Cedric Stegall (cb) | 3 | 43 | 0 |
| 1998 | Cedric Stegall (cb) | 5 | 35 | 0 |
| 1999 | Jykine Bradley (cb) | 2 | 73 | 0 |
| | Charlie Walker (cb) | 2 | 66 | 1 |
| | Mario Kelso (s) | 2 | 1 | 0 |
| 2000 | Jykine Bradley (cb) | 3 | 19 | 0 |
| 2001 | Jykine Bradley (cb) | 4 | 24 | 0 |
| 2002 | Tony Sutton (cb) | 3 | 14 | 0 |
| | Muhammad Rashada (cb) | 3 | 0 | 0 |
| 2003 | Michael Woods (s) | 2 | 91 | 1 |
| | Will Martin (s) | 2 | 59 | 0 |
| | Randy Arnold (lb) | 2 | 17 | 0 |
| | Kevin Copeland (cb) | 2 | 0 | 0 |
| 2004 | Bradley Robinson (cb) | 2 | 0 | 0 |
| 2005 | Bradley Robinson (cb) | 5 | 12 | 1 |
| 2006 | Damon Nickson (s) | 5 | 31 | 1 |
| 2007 | Bradley Robinson (cb) | 5 | 65 | 0 |
| 2008 | Alex Suber (cb) | 2 | 60 | 0 |
| | Ivon Hickmon (lb) | 2 | 26 | 0 |
| | Jeremy Kellem (s) | 2 | 17 | 1 |
| 2009 | Marcus Udell (cb) | 7 | 88 | 0 |
| 2010 | Darin Davis (lb) | 3 | 139 | 1 |
| | Rod Issac (cb) | 3 | 100 | 1 |
| 2011 | Eric Russell (s) | 2 | 98 | 0 |
| 2012 | Kevin Byard (s) | 4 | 167 | 2 |
| 2013 | Kevin Byard (s) | 5 | 159 | 2 |
| 2014 | Kevin Byard (s) | 6 | 1 | 0 |
| 2015 | Kevin Byard (s) | 4 | 50 | 0 |
| 2016 | Jeremy Cutrer (cb) | 3 | 0 | 0 |

| Yards | Player, Game |
|-------|--|
| 311 | Dwone Hicks vs Louisiana Tech, 2000 |
| 259 | Kelverrick Green vs UT-Martin, 1998 |
| 251 | Torin Kirtsey vs Tennessee State, 1998 |
| 250 | Vince Hall vs Morehead State, 1984 |
| 235 | Joe Campbell vs Morehead State, 1990 |
| 230 | Benny Cunningham vs FIU, 2012 |
| 229 | Ricky Martin vs Murray State, 1990 |
| 224 | Walter Dunson vs UT-Martin, 1992 |
| 223 | Vince Hall vs Indiana State, 1984 |
| 219 | Mike Moore vs East Tennessee State, 1976 |
| 217 | Benny Cunningham vs Georgia Tech, 2012 |
| 215 | I'Tavius Mathers vs Missouri, 2016 |
| 215 | Ricky Martin vs Tennessee Tech, 1990 |
| 214 | Gerald Anderson vs Youngstown St., 1985 |
| 213 | I'Tavius Mathers vs FAU, 2016 |
| 212 | Mike Moore vs Western Carolina, 1975 |
| 208 | Eugene Gross vs Florida Atlantic, 2006 |
| 207 | Richie James vs FAU, 2016 |
| 207 | Joe Campbell vs Sam Houston State, 1991 |
| 204 | Joe Campbell vs WKU, 1990 |
| 203 | Dwone Hicks vs Vanderbilt, 2001 |
| 202 | Dwone Hicks vs Idaho, 2002 |
| 202 | Mike Moore vs Morehead State, 1976 |
| 201 | Dwight Dasher vs Southern Miss, 2009 |
| 200 | Vince Hall vs Eastern Kentucky, 1984 |
| 200 | Dwaine Copeland vs Ball State, 1974 |
| 197 | Vince Hall vs Murray State, 1982 |
| 195 | Joe Campbell vs Tennessee Tech, 1989 |
| 194 | Mike Moore vs East Tennessee State, 1975 |
| 190 | Reggie Whately vs FAU, 2014 |
| 190 | Kippy Bayless vs SEMO, 1993 |
| 188 | Brigham Lyons vs Murray State, 1992 |
| 187 | Walter Dunson vs Murray State, 1992 |
| 184 | Dwone Hicks vs Connecticut, 2000 |
| 183 | Jamison Palmer vs Wofford, 1999 |
| 182 | Kippy Bayless vs Tennessee Tech, 1994 |
| 181 | Dwight Stone vs Morehead State, 1986 |
| 180 | Dwight Dasher vs Memphis, 2007 |
| 178 | Vince Hall vs Tennessee Tech, 1984 |
| 177 | Dwight Dasher vs FIU, 2009 |
| 177 | Joe Campbell vs Eastern Kentucky, 1989 |
| 177 | D.D. Kyles vs Louisiana-Lafayette, 2009 |
| 177 | Bobby Joe Easter vs West. Carolina, 1975 |
| 177 | Bob Hlodan vs Tennessee Tech, 1964 |
| 175 | Kelverrick Green vs UT-Martin, 1996 |
| 172 | Marvin Collier vs Mississippi Valley St., 1987 |
| 169 | Dwone Hicks vs Utah State, 2002 |
| 169 | Dwone Hicks vs Idaho, 2001 |
| 168 | Vince Hall vs Georgia Southern, 1984 |
| 165 | Kippy Bayless vs Eastern Kentucky, 1994 |
| 165 | Mike Moore vs Carson-Newman, 1975 |
| 165 | Larry Matthews vs Morehead State, 1966 |
| 164 | Vince Hall vs Murray State, 1983 |
| 164 | Walter Dunson vs Tennessee State, 1992 |
| 163 | I'Tavius Mathers vs LA Tech, 2016 |
| 163 | Joe Campbell vs Murray State, 1989 |
| 159 | Phillip Tanner vs North Texas, 2008 |
| 158 | Jordan Parker vs ODU, 2014 |
| 158 | Vince Hall vs Akron, 1984 |
| 157 | I'Tavius Mathers vs Bowling Green, 2016 |
| 157 | Vince Hall vs Youngstown State, 1983 |
| 157 | Kippy Bayless vs Jacksonville State, 1994 |
| 157 | Kippy Bayless vs Campbellsville, 1993 |
| 156 | Jordan Parker vs WCU, 2013 |
| 156 | Dwone Hicks vs Connecticut, 2001 |
| 156 | Kippy Bayless vs SEMO, 1994 |
| 155 | Reggie Whately vs UAB, 2013 |
| 154 | Reggie Whately vs FAU, 2013 |
| 154 | Gerald Anderson vs Lenoir-Rhyne, 1985 |
| 154 | Jordan Parker vs South Alabama, 2012 |
| 153 | Joe Campbell vs WKU, 1991 |
| 153 | Kippy Bayless vs UT-Martin, 1994 |
| 153 | Gerald Anderson vs WKU, 1985 |
| 152 | Vince Hall vs Murray State, 1984 |
| 152 | Walter Dunson vs Northern Illinois, 1992 |
| 152 | Marvin Collier vs Akron, 1985 |
| 151 | Dwight Stone vs SW Missouri State, 1986 |
| 150 | Joe Campbell vs Morehead State, 1991 |
| 150 | Phillip Tanner vs Florida Atlantic, 2010 |
| 149 | Jordan Parker vs WKU, 2012 |
| 148 | Dwight Stone vs Georgia Southern, 1986 |
| 148 | Torin Kirtsey vs Eastern Illinois, 1998 |
| 146 | Joe Campbell vs Tennessee State, 1991 |
| 146 | Mike Moore vs UT-Chattanooga, 1976 |
| 146 | Reuben Justice vs WKU, 1969 |

| | |
|-----|--|
| 146 | Reshard Lee vs Arkansas State, 2001 |
| 145 | Kippy Bayless vs Murray State, 1993 |
| 145 | Gerald Anderson vs WKU, 1984 |
| 144 | Desmond Anderson vs FIU, 2015 |
| 144 | Brigham Lyons vs Appalachian State, 1992 |
| 144 | Reshard Lee vs Vanderbilt, 2002 |
| 144 | Walter Dunson vs Morehead State, 1991 |
| 144 | Phillip Tanner vs Louisville, 2007 |
| 143 | I'Tavius Mathers vs WKU, 2016 |
| 143 | Dwone Hicks vs ULM, 2002 |
| 143 | Joe Campbell vs Tennessee State, 1990 |
| 143 | Reuben Justice vs UT-Chattanooga, 1970 |
| 143 | Lebrian McGill vs UT-Chattanooga, 1996 |
| 142 | Jordan Parker vs Charlotte, 2015 |
| 142 | Dwaine Copeland vs Morehead State, 1974 |
| 142 | Joe Pelt vs East Tennessee State, 1972 |
| 141 | Joe Campbell vs Murray State, 1991 |
| 141 | Eugene Gross vs Idaho, 2003 |
| 141 | Jordan Parker vs Troy, 2012 |
| 140 | Brigham Lyons vs Tennessee State, 1995 |
| 140 | D.D. Kyles vs Florida Atlantic, 2009 |
| 138 | Kippy Bayless vs Eastern Kentucky, 1993 |
| 138 | Reuben Justice vs UT-Chattanooga, 1971 |
| 137 | Kippy Bayless vs Murray State, 1994 |
| 137 | Gerald Anderson vs Tennessee State, 1987 |
| 137 | Bobby Joe Easter vs East. Kentucky, 1975 |
| 136 | Mike Moore vs Tennessee Tech, 1976 |
| 136 | Gerald Anderson vs Jacksonville St., 1985 |
| 136 | Dwight Stone vs Lenoir-Rhyne, 1985 |
| 136 | Kevin Baker vs WKU, 1983 |
| 136 | Mel Daniels vs Morehead State, 1972 |
| 135 | I'Tavius Mathers vs North Texas, 2016 |
| 135 | Joe Campbell vs UT-Martin, 1991 |
| 135 | Vince Hall vs Jacksonville State, 1984 |
| 135 | Kippy Bayless vs Eastern Kentucky, 1992 |
| 135 | Brigham Lyons vs Wofford, 1992 |
| 134 | Dwone Hicks vs Illinois, 2000 |
| 132 | Bobby Joe Easter vs Carson-Newman, 1975 |
| 132 | Wade Johnson vs Murray State, 1988 |
| 131 | Vince Hall vs Morehead State, 1983 |
| 131 | Eugene Gross vs Florida Atlantic, 2005 |
| 130 | Vince Hall vs Louisiana Tech, 1984 |
| 130 | Mike Moore vs Austin Peay, 1977 |
| 130 | Kelverrick Green vs WKU, 1996 |
| 129 | Eugene Gross vs North Texas, 2005 |
| 128 | Vince Hall vs UT-Martin, 1983 |
| 127 | Jordan Parker vs Marshall, 2013 |
| 127 | Joe Campbell vs Tennessee State, 1989 |
| 127 | Vince Hall vs Eastern Kentucky, 1984 |
| 127 | Brigham Lyons vs UAB, 1995 |
| 127 | Reuben Justice vs UT-Martin, 1970 |
| 127 | Reshard Lee vs Louisiana-Lafayette, 2001 |
| 127 | Phillip Tanner vs Austin Peay, 2010 |
| 127 | Marvin Collier vs Youngstown State, 1986 |
| 127 | Torin Kirtsey vs Murray State, 1999 |
| 126 | Kippy Bayless vs Tennessee State, 1993 |
| 125 | Austin Grammer vs WKU, 2014 |
| 125 | Vince Hall vs Austin Peay, 1983 |
| 125 | Lebrian McGill vs SEMO, 1997 |
| 125 | William Pratcher vs Florida Atlantic, 2011 |
| 125 | Paul Carter vs Eastern Kentucky, 1979 |
| 124 | Mike Moore vs East Tennessee State, 1974 |
| 124 | Kelverrick Green vs Tennessee Tech, 1996 |
| 124 | Lebrian McGill vs SEMO, 1995 |
| 123 | Kippy Bayless vs Tulsa, 1993 |
| 123 | Gerald Anderson vs Eastern Kentucky, 1984 |
| 123 | Reuben Justice vs Tennessee Tech, 1970 |
| 123 | Gene Carney vs Murray State, 1969 |
| 123 | David Fritts vs Murray State, 1972 |
| 122 | Wes Counts vs Connecticut, 2001 |
| 120 | Jeremiah Bryson vs UTEP, 2013 |
| 120 | Dwone Hicks vs New Mexico State, 2002 |
| 120 | Reuben Justice vs East Tennessee St., 1969 |
| 120 | Dwaine Copeland vs E. Kentucky, 1973 |
| 120 | Bob Hlodan vs Austin Peay, 1964 |
| 119 | Joe Campbell vs Austin Peay, 1990 |
| 119 | Ricky Martin vs Murray State, 1987 |
| 118 | Gerald Anderson vs Georgia Southern, 1985 |
| 117 | Dwone Hicks vs Maryland, 2000 |
| 117 | Brigham Lyons vs Morehead State, 1995 |
| 117 | Lebrian McGill vs Tennessee Tech, 1995 |
| 117 | Joe Pelt vs Tennessee Tech, 1972 |
| 117 | Benny Cunningham vs Troy, 2011 |
| 117 | Jordan Parker vs FAU, 2012 |
| 116 | Dwone Hicks vs LSU, 2001 |
| 116 | Dwone Hicks vs Mississippi State, 2000 |

| | |
|-----|---|
| 116 | Reshard Lee (QB) vs New Mexico St., 2002 |
| 115 | Jordan Parker vs FAU, 2013 |
| 115 | Gerald Anderson vs Murray State, 1987 |
| 115 | Kelverrick Green vs UT-Martin, 1997 |
| 115 | Mike Moore vs SEMO, 1996 |
| 114 | Dwone Hicks vs Murray State, 2000 |
| 114 | Joe Campbell vs WKU, 1989 |
| 114 | Phillip Tanner vs Louisville, 1977 |
| 114 | Gerald Anderson vs Eastern Kentucky, 1985 |
| 114 | Reuben Justice vs Tennessee Tech, 1969 |
| 113 | Gerald Anderson vs Youngstown St., 1987 |
| 113 | Eugene Gross vs North Texas, 2004 |
| 113 | Reshard Lee vs SEMO, 2002 |
| 112 | I'Tavius Mathers vs FIU, 2016 |
| 112 | Gerald Anderson vs Mississippi Valley, 1987 |
| 111 | Brigham Lyons vs SEMO, 1992 |
| 111 | Wade Johnson vs UT-Chattanooga, 1989 |
| 110 | Dwone Hicks vs South Florida, 2000 |
| 110 | D.D. Kyles vs FIU, 2009 |
| 110 | Marvin Collier vs Georgia Southern, 1986 |
| 110 | Kevin Baker vs WKU, 1982 |
| 110 | John Blankenship vs Murray State, 1970 |
| 109 | Jordan Parker vs UNC, 2013 |
| 109 | Vince Hall vs Akron, 1983 |
| 109 | Kippy Bayless vs Austin Peay, 1993 |
| 109 | Brigham Lyons vs Tennessee State, 1993 |
| 109 | Lebrian McGill vs Jacksonville State, 1997 |
| 109 | Lebrian McGill vs Austin Peay, 1995 |
| 108 | Dwight Stone vs Georgia Southern, 1985 |
| 108 | Dwight Dasher vs FAU, 2009 |
| 108 | Kevin Baker vs Murray State, 1982 |
| 108 | Don Calloway vs Louisiana-Lafayette, 2000 |
| 107 | Dwone Hicks vs North Texas, 2002 |
| 107 | Brigham Lyons vs Marshall, 1992 |
| 106 | Austin Grammer vs UTEP, 2014 |
| 106 | Austin Grammer (qb) vs N. Texas, 2013 |
| 106 | Joe Campbell vs SEMO, 1991 |
| 106 | Vince Hall vs Eastern Kentucky, 1983 |
| 106 | Mike Moore vs Murray State, 1977 |
| 106 | Mike Moore vs Eastern Kentucky, 1977 |
| 106 | Dwight Stone vs Tennessee Tech, 1985 |
| 106 | Dwaine Copeland vs Austin Peay, 1973 |
| 106 | Larry Matthews vs Tennessee Tech, 1967 |
| 106 | William Pratcher vs WKU, 2011 |
| 106 | Rodney Shelton vs Murray State, 1993 |
| 105 | Dwone Hicks vs ULM, 2000 |
| 105 | D.D. Kyles vs Memphis, 2011 |
| 105 | Larry Matthews vs Morehead State, 1965 |
| 104 | Reggie Whately vs Marshall, 2013 |
| 104 | Dwone Hicks vs UT-Martin, 1999 |
| 104 | Dwight Stone vs Morehead State, 1985 |
| 104 | Reshard Lee vs Arkansas State, 2002 |
| 104 | Phillip Tanner vs Louisiana-Lafayette, 2010 |
| 104 | Pat Morrison vs Murray State, 1967 |
| 103 | Shane Tucker vs FAU, 2015 |
| 103 | Shane Tucker vs USM, 2013 |
| 103 | Reuben Justice vs Florence State, 1971 |
| 103 | Bob Hlodan vs UT-Chattanooga, 1964 |
| 102 | Joe Campbell vs Boise State, 1990 |
| 102 | Eugene Gross vs New Mexico State, 2003 |
| 102 | Walter Dunson vs Tennessee Tech, 1991 |
| 101 | I'Tavius Mathers vs Charlotte, 2016 |
| 101 | Desmond Anderson vs Marshall, 2015 |
| 101 | Shane Tucker vs UTEP, 2014 |
| 101 | Joe Campbell vs Austin Peay, 1991 |

| ALL-TIME 100-YARD GAMES | |
|---------------------------------|----|
| Dwone Hicks (1999-2002) | 18 |
| Joe Campbell (1988-91) | 18 |
| Vince Hall (1981-84) | 18 |
| Kippy Bayless (1991-94) | 16 |
| Mike Moore (1974-77) | 13 |
| Gerald Anderson (1984-87) | 12 |
| Jordan Parker (2012-15) | 11 |
| Brigham Lyons (1992-95) | 9 |
| Reuben Justice (1969-72) | 9 |
| I'Tavius Mathers (2016) | 8 |
| Eugene Gross (2003-2006) | 7 |
| Dwight Stone (1985-86) | 7 |
| Reggie Whately (2010-2014) | 6 |
| Reshard Lee (2001-2002) | 6 |
| Walter Dunson (1990-92) | 6 |
| Kelverrick Green (1996-99) | 6 |
| Lebrian McGill (1994-97) | 6 |
| Phillip Tanner (2006-2010) | 5 |
| D.D. Kyles (2009-2011) | 4 |
| Dwight Dasher (QB) (2007-2010) | 4 |
| Marvin Collier (QB) (1985-88) | 4 |
| Dwain Copeland (1973-74) | 4 |
| Shane Tucker (2013-Present) | 3 |
| Austin Grammer (2012-15) | 3 |
| Benny Cunningham (2009-2012) | 3 |
| Kevin Baker (1982-85) | 3 |
| Bobby Joe Easter (1974-75) | 3 |
| Wade Johnson (1987-90) | 3 |
| Torin Kirtsey (1998-99) | 3 |
| Ricky Martin (1987-90) | 3 |
| Larry Matthews (1964-67) | 3 |
| Bob Hlodan (1964-66) | 3 |
| Desmond Anderson (2015-Present) | 2 |
| William Pratcher (2009-13) | 2 |
| Joe Pelt (1971-73) | 2 |
| Richie James (2014-Present) | 1 |
| Jeremiah Bryson (2012-15) | 1 |
| Wes Counts (QB) (1998-2001) | 1 |
| Jamison Palmer (1999-2001) | 1 |
| Don Calloway (2000-2003) | 1 |
| Pat Morrison (1965-67) | 1 |
| John Blankenship (1969-72) | 1 |
| Gene Carney (1967-69) | 1 |
| Paul Carter (1979) | 1 |
| Mel Daniels (1970-73) | 1 |
| David Fritts (1972-75) | 1 |
| Rodney Shelton (1993-94) | 1 |

| | |
|-----|--|
| 101 | Mike Moore vs Eastern Kentucky, 1975 |
| 101 | Reuben Justice vs Eastern Kentucky, 1970 |
| 100 | Reggie Whately vs UAB, 2014 |
| 100 | Reggie Whately vs USM, 2014 |
| 100 | Jordan Parker vs Marshall, 2014 |
| 100 | Kippy Bayless vs James Madison, 1994 |
| 100 | Kippy Bayless vs Morehead State, 1993 |
| 100 | Eugene Gross vs ULM, 2006 |
| 100 | Wade Johnson vs Tennessee State, 1987 |

TWO 100-YARD RUSHERS IN SAME GAME

| | |
|---|----------------|
| I'Tavius Mathers (213), Richie James (wr) (207) vs FAU, 2016 | hW, 77-56 |
| Mike Moore (212), Bobby Joe Easter (137) vs Eastern Kentucky, 1975 | hL, 34-24 |
| Mike Moore (101), Bobby Joe Easter (177) vs Western Carolina, 1975 | aW, 44-28 |
| Mike Moore (165), Bobby Joe Easter (132) vs Carson-Newman, 1975 | hW, 22-21 |
| Vince Hall (200), Gerald Anderson (123) vs ECU, 1984 | aW, 27-10 |
| Gerald Anderson (154), Dwight Stone (136) vs Lenoir-Rhyne, 1985 | hW, 37-6 |
| Gerald Anderson (118), Dwight Stone (108) vs Georgia Southern, 1985 | hL, 28-21 |
| Marvin Collier (110), Dwight Stone (148) vs Georgia Southern, 1986 | hL, 34-31 |
| Marvin Collier (172), Gerald Anderson (112) vs Mississippi Valley State, 1987 | hL, 38-37 |
| Joe Campbell (150), Walter Dunson (144) vs Morehead State, 1991 | aW, 31-3 |
| Kippy Bayless (145), Rodney Shelton (106) vs Murray State, 1993 | hW, 45-3 |
| Kippy Bayless (126), Brigham Lyons (109) vs Tennessee State, 1993 | nL, 34-33 |
| Dwone Hicks (120), Reshard Lee (116) vs New Mexico State, 2002 | aL, 24-21 |
| Dwight Dasher (108), D.D. Kyles (140) vs FAU, 2009 | aW, 27-20 |
| Dwight Dasher (178), D.D. Kyles (110) vs FIU, 2009 | hW, 48-21 |
| Jordan Parker (117), Drayton Calhoun (104) vs FAU, 2012 | hW, 31-17 |
| Jordan Parker (115), Reggie Whately (154) vs FAU, 2013 | aW, 42-35 (ot) |
| Jordan Parker (127), Reggie Whately (104) vs Marshall, 2013 | hW, 51-49 |
| Austin Grammer (106), Shane Tucker (101) vs UTEP, 2014 | aL, 24-21 |

200-YARD PASSING GAMES



BRENT STOCKSTILL (21)

| Yards | Opponent | Date |
|-------|------------------|----------|
| 434 | WKU | 10/15/16 |
| 432 | Hawai'i | 12/24/16 |
| 399 | Vanderbilt | 9/10/16 |
| 381 | Louisiana Tech | 10/24/15 |
| 369 | Charlotte | 9/19/15 |
| 356 | LA Tech | 9/24/16 |
| 353 | Marshall | 11/7/15 |
| 348 | Jackson State | 9/5/15 |
| 332 | FIU | 10/29/16 |
| 330 | Illinois | 9/26/15 |
| 329 | Alabama A&M | 9/3/16 |
| 327 | Western Michigan | 12/24/15 |
| 322 | North Texas | 11/21/15 |
| 301 | FAU | 11/14/15 |
| 296 | WKU | 10/10/15 |
| 295 | North Texas | 10/1/16 |
| 286 | Vanderbilt | 10/3/15 |
| 280 | Missouri | 10/22/16 |
| 278 | Bowling Green | 9/17/16 |
| 261 | FIU | 10/17/15 |
| 257 | UTSA | 11/28/15 |

LOGAN KILGORE (21)

| Yards | Opponent | Date |
|-------|---------------------|----------|
| 415 | Troy | 9/24/11 |
| 349 | North Texas | 10/27/12 |
| 330 | Purdue | 9/3/11 |
| 325 | UTEP | 11/30/13 |
| 277 | Marshall | 10/24/13 |
| 276 | WKU | 10/6/11 |
| 274 | Memphis | 10/1/11 |
| 269 | FIU | 11/9/13 |
| 267 | FIU | 10/13/12 |
| 253 | Memphis | 9/15/12 |
| 246 | Georgia Tech | 9/29/12 |
| 245 | East Carolina | 10/5/13 |
| 240 | McNeese State | 8/30/12 |
| 239 | Louisiana | 10/29/11 |
| 238 | Louisiana-Monroe | 10/6/12 |
| 233 | South Alabama | 11/17/12 |
| 224 | Memphis | 9/14/13 |
| 218 | Navy | 12/30/13 |
| 218 | FAU | 10/22/11 |
| 211 | North Carolina | 9/7/13 |
| 207 | Louisiana-Lafayette | 9/25/10 |

WES COUNTS (18)

| Yards | Opponent | Date |
|-------|------------------------|----------|
| 459 | Idaho | 10/6/01 |
| 376 | New Mexico State | 10/27/01 |
| 362 | Wofford | 9/18/99 |
| 347 | UL Lafayette | 9/25/99 |
| 331 | Troy | 10/2/99 |
| 314 | Southeast Missouri St. | 10/31/98 |
| 308 | Vanderbilt | 8/30/01 |
| 299 | UCF | 11/13/99 |
| 274 | Louisiana-Monroe | 9/22/01 |
| 260 | Murray State | 9/16/00 |
| 245 | Tennessee Tech | 11/3/98 |
| 242 | Mississippi State | 10/28/00 |
| 234 | East Tennessee | 11/20/99 |
| 229 | Murray State | 10/10/98 |
| 226 | South Florida | 11/11/00 |
| 222 | Connecticut | 11/4/00 |
| 220 | Troy | 9/8/01 |
| 215 | Louisiana Tech | 10/16/99 |

CLINT MARKS (18)

| Yards | Opponent | Date |
|-------|-----------------------|----------|
| 447 | Arkansas State | 10/9/04 |
| 359 | Florida Atlantic | 9/18/04 |
| 317 | Utah State | 10/30/04 |
| 297 | Florida International | 12/3/05 |
| 272 | Louisiana-Monroe | 11/12/05 |
| 251 | Central Michigan | 12/26/06 |
| 244 | Louisiana-Lafayette | 10/28/06 |
| 243 | North Texas | 10/2/04 |
| 242 | Louisiana-Lafayette | 9/25/04 |
| 241 | Louisiana-Monroe | 11/13/04 |
| 234 | Louisiana-Monroe | 10/21/06 |
| 228 | N.C. State | 11/19/05 |
| 228 | Akron | 9/11/04 |
| 223 | Florida | 10/16/04 |
| 218 | Louisiana-Lafayette | 10/22/05 |
| 216 | Maryland | 9/9/06 |
| 208 | Arkansas State | 11/5/05 |
| 208 | New Mexico State | 10/11/03 |

ALL-TIME 300-YARD GAMES

| | |
|---------------------------------|----|
| Brent Stockstill (2013-Present) | 14 |
| Wes Counts (1998-2001) | 7 |
| Logan Kilgore (2010-2013) | 4 |
| Clint Marks (2003-2006) | 3 |
| Kelly Holcomb (1991-94) | 3 |
| Dwight Dasher (2007-2010) | 2 |
| Joe Craddock (2004-2008) | 2 |
| Andrico Hines (2002-2003) | 2 |
| Jonathan Quinn (1995-97) | 2 |
| Austin Grammer (2012-15) | 1 |
| Jeff Murphy (2010-2012) | 1 |
| Mickey Corwin (1983-84) | 1 |
| Phil Ironside (1988-90) | 1 |
| Billy Walker (1964-67) | 1 |

DWIGHT DASHER (12)

| Yards | Opponent | Date |
|-------|-----------------------|----------|
| 355 | WKU | 10/24/09 |
| 324 | Maryland | 9/19/09 |
| 269 | North Texas | 9/26/09 |
| 263 | Arkansas State | 11/21/09 |
| 245 | Troy | 10/6/09 |
| 244 | FIU | 12/4/10 |
| 240 | Florida International | 9/29/07 |
| 231 | Memphis | 9/12/09 |
| 230 | Memphis | 10/13/07 |
| 219 | ULM | 10/23/10 |
| 219 | Louisiana-Lafayette | 11/14/09 |
| 204 | Clemson | 9/5/09 |

JOE CRADDOCK (12)

| Yards | Opponent | Date |
|-------|---------------------|----------|
| 401 | Louisiana-Monroe | 11/3/07 |
| 352 | Kentucky | 9/13/08 |
| 290 | Louisville | 9/6/07 |
| 268 | Arkansas State | 9/20/08 |
| 268 | Florida Atlantic | 9/30/08 |
| 256 | Maryland | 9/6/08 |
| 251 | North Texas | 11/22/08 |
| 242 | Louisiana-Lafayette | 12/3/08 |
| 235 | Mississippi State | 10/25/08 |
| 216 | Louisiana-Monroe | 11/8/08 |
| 212 | Western Kentucky | 11/15/08 |
| 200 | Troy | 8/28/08 |

KELLY HOLCOMB (12)

| Yards | Opponent | Date |
|-------|--------------------------|----------|
| 341 | James Madison | 9/10/94 |
| 336 | Eastern Kentucky | 11/13/93 |
| 313 | Jacksonville State | 10/29/94 |
| 291 | Eastern Kentucky | 10/17/92 |
| 257 | Southeast Missouri State | 10/22/94 |
| 255* | Eastern Kentucky | 12/7/91 |
| 250 | Austin Peay | 11/5/94 |
| 235 | Murray State | 9/28/91 |
| 229* | Marshall | 11/26/94 |
| 226 | Tennessee Tech | 11/23/91 |
| 217 | Tulsa | 10/30/93 |
| 210 | Eastern Kentucky | 9/21/91 |

JONATHAN QUINN (12)

| Yards | Opponent | Date |
|-------|--------------------------|----------|
| 356 | Tennessee-Martin | 11/4/95 |
| 332 | Tennessee Tech | 11/11/95 |
| 290 | Tennessee-Chattanooga | 9/13/97 |
| 275 | Georgia Southern | 9/9/95 |
| 266 | Tennessee Tech | 11/22/94 |
| 256 | Tennessee State | 9/6/97 |
| 256 | Southeast Missouri State | 10/26/96 |
| 252 | Tennessee-Martin | 10/11/97 |
| 248 | Murray State | 9/27/97 |
| 240 | Eastern Kentucky | 11/15/97 |
| 213 | Jacksonville State | 10/4/97 |
| 207 | Jacksonville State | 10/5/96 |

AUSTIN GRAMMER (8)

| Yards | Opponent | Date |
|-------|----------------|----------|
| 332 | Southern Miss | 10/4/14 |
| 286 | FIU | 11/15/14 |
| 259 | Old Dominion | 9/26/14 |
| 255 | Minnesota | 9/6/14 |
| 250 | Savannah State | 8/30/14 |
| 237 | Memphis | 9/20/14 |
| 218 | WKU | 9/13/14 |
| 201 | Marshall | 10/11/14 |

TEDDY MORRIS (8)

| Yards | Opponent | Date |
|-------|------------------|----------|
| 274 | NA | NA |
| 272 | East Tennessee | 11/13/65 |
| 253 | Tennessee Tech | 11/25/65 |
| 220 | Chattanooga | 10/16/65 |
| 220 | Western Kentucky | 10/5/63 |
| 220 | Morehead State | 10/26/63 |
| 216 | Murray State | 11/6/65 |
| 210 | Austin Peay | 10/30/65 |

ANDRICO HINES (7)

| Yards | Opponent | Date |
|-------|---------------------|----------|
| 347 | Louisiana-Lafayette | 10/19/02 |
| 306 | Arkansas State | 11/20/03 |
| 252 | North Texas | 10/25/03 |
| 248 | Missouri | 9/20/03 |
| 239 | Louisiana-Monroe | 11/14/02 |
| 227 | Idaho | 10/18/03 |
| 202 | Kentucky | 9/21/02 |

BILLY WALKER (6)

| Yards | Opponent | Date |
|-------|------------------|----------|
| 346 | UT-Martin | 10/28/67 |
| 265 | Western Kentucky | 10/1/66 |
| 239 | Navy | 9/16/67 |
| 222 | Austin Peay | 10/21/67 |
| 208 | Tennessee Tech | 11/23/67 |
| 207 | Eastern Kentucky | 10/7/67 |

MICKEY CORWIN (4)

| Yards | Opponent | Date |
|-------|------------------|---------|
| 300 | Western Kentucky | 11/3/84 |
| 230 | Morehead State | 9/24/83 |
| 225 | Murray State | |
| 213 | Savannah State | 9/3/83 |

PHIL IRONSIDE (4)

| Yards | Opponent | Date |
|-------|-----------------------|----------|
| 339 | Tennessee-Chattanooga | 9/29/90 |
| 270 | Austin Peay | 10/20/90 |
| 215 | Western Kentucky | 9/16/89 |
| 211 | Western Kentucky | 9/22/90 |

BROWN SANFORD (3)

| Yards | Opponent | Date |
|-------|----------------------|----------|
| 291 | Austin Peay | 10/27/74 |
| 241 | Western Kentucky | 11/8/80 |
| 211 | East Tennessee State | 11/10/79 |

JOHN URZUA (2)

| Yards | Opponent | Date |
|-------|-----------|----------|
| 250 | Charlotte | 11/19/16 |
| 220 | Marshall | 11/12/16 |

JEFF MURPHY (2)

| Yards | Opponent | Date |
|-------|----------------|----------|
| 301 | Austin Peay | 9/11/10 |
| 219 | Arkansas State | 11/19/11 |

JASON JOHNSON (2)

| Yards | Opponent | Date |
|-------|---------------------|----------|
| 226 | Louisiana-Lafayette | 11/18/00 |
| 201 | Louisiana Tech | 10/7/00 |

MARVIN COLLIER (2)

| Yards | Opponent | Date |
|-------|------------------|----------|
| 230 | Eastern Kentucky | 10/12/85 |
| 204 | Murray State | 8/19/85 |

JOSH HARRIS (1)

| Yards | Opponent | Date |
|-------|---------------------|----------|
| 284 | Louisiana-Lafayette | 11/15/03 |

BILL GRIFFITH (1)

| Yards | Opponent | Date |
|-------|----------------|----------|
| 231 | East Tennessee | 11/15/69 |

RONNIE GORDON (1)

| Yards | Opponent | Date |
|-------|------------------|----------|
| 230 | Eastern Illinois | 11/19/96 |

RICHIE JAMES (14)

| Yards | Opponent | Date |
|-------|-------------|----------|
| 223 | WKU | 10/15/16 |
| 198 | FAU | 11/14/15 |
| 183 | Vanderbilt | 9/10/16 |
| 162 | Hawai'i | 12/24/16 |
| 141 | Illinois | 9/26/15 |
| 141 | WKU | 10/10/15 |
| 134 | North Texas | 10/1/16 |
| 129 | Missouri | 10/22/16 |
| 127 | FIU | 10/29/16 |
| 126 | WMU | 12/24/15 |
| 122 | Marshall | 11/12/16 |
| 120 | FAU | 11/26/16 |
| 104 | FIU | 10/17/15 |
| 100 | UTSA | 11/5/16 |

KENDALL NEWSON (14)

| Yards | Opponent | Date |
|-------|---------------------|----------|
| 181 | New Mexico State | 10/27/01 |
| 180 | Mississippi State | 10/28/00 |
| 170 | Louisiana-Lafayette | 9/25/99 |
| 162 | Wofford | 9/18/99 |
| 138 | Troy | 10/2/99 |
| 135 | Maryland | 9/23/00 |
| 132 | Southeast Missouri | 10/31/98 |
| 129 | Murray State | 10/10/98 |
| 117 | Louisiana Tech | 10/16/99 |
| 114 | Connecticut | 11/17/01 |
| 113 | Vanderbilt | 8/30/01 |
| 103 | Louisiana-Monroe | 9/22/01 |
| 103 | Louisiana Tech | 10/7/00 |
| 100 | Illinois | 9/2/00 |

KERRY WRIGHT (10)

| Yards | Opponent | Date |
|-------|------------------|----------|
| 187 | New Mexico State | 10/11/03 |
| 178 | Arkansas State | 10/9/04 |
| 167 | Utah State | 10/30/04 |
| 147 | Florida Atlantic | 9/18/04 |
| 144 | Missouri | 9/20/03 |
| 144 | North Texas | 10/25/03 |
| 126 | Louisiana-Monroe | 11/13/04 |
| 119 | Arkansas State | 11/20/03 |
| 112 | Florida | 10/16/04 |
| 103 | Georgia | 9/6/03 |

TYRONE CALICO (7)

| Yards | Opponent | Date |
|-------|---------------------|----------|
| 161 | Louisiana-Monroe | 11/14/02 |
| 160 | Idaho | 10/6/01 |
| 141 | Murray State | 9/16/00 |
| 131 | Wofford | 9/18/99 |
| 111 | East Tennessee | 11/20/99 |
| 106 | Louisiana-Lafayette | 10/19/02 |
| 100 | Maryland | 9/23/00 |

DEMETRIC MOSTILLER (7)

| Yards | Opponent | Date |
|-------|------------------------|----------|
| 244 | Tennessee-Martin | 11/4/95 |
| 209 | Southeast Missouri St. | 10/26/96 |
| 165 | Georgia Southern | 9/9/95 |
| 155 | Eastern Illinois | 11/16/96 |
| 140 | Tennessee Tech | 11/11/95 |
| 120 | Texas A&M | 11/18/95 |
| 118 | Tennessee Tech | 11/23/96 |

ED BATTIES (5)

| Yards | Opponent | Date |
|-------|---------------|----------|
| 175 | Illinois | 9/24/15 |
| 123 | Jackson State | 9/5/15 |
| 120 | Charlotte | 9/19/15 |
| 111 | LA Tech | 10/24/15 |
| 110 | FIU | 11/15/14 |

ANTHONY AMOS (5)

| Yards | Opponent | Date |
|-------|------------------|----------|
| 148 | FIU | 10/13/12 |
| 128 | Memphis | 9/15/12 |
| 121 | North Texas | 10/27/12 |
| 102 | Florida Atlantic | 9/8/12 |
| 100 | WKU | 10/6/11 |

KYLE GRISWOULD (4)

| Yards | Opponent | Date |
|-------|-------------|------------|
| 140 | North Texas | 10/27/2012 |
| 106 | Navy | 12/30/2013 |
| 104 | FIU | 11/26/2011 |
| 101 | UTEP | 11/30/2013 |

SULECIO SANFORD (4)

| Yards | Opponent | Date |
|-------|--------------------------|----------|
| 136 | Murray State | 9/27/97 |
| 127 | Southeast Missouri State | 10/31/98 |
| 126 | Tennessee Tech | 10/3/98 |
| 117 | Eastern Illinois | 10/24/98 |

CORY SIMPSON (4)

| Yards | Opponent | Date |
|-------|--------------------|----------|
| 162 | James Madison | 9/10/94 |
| 121 | Morehead State | 10/15/94 |
| 117 | Morehead State | 10/16/93 |
| 109 | Southeast Missouri | 10/22/94 |

CLEANNORD SAINTIL (3)

| Yards | Opponent | Date |
|-------|-----------------------|----------|
| 141 | Louisiana-Lafayette | 10/22/05 |
| 133 | Florida International | 12/3/05 |
| 129 | N.C. State | 11/19/05 |

ROBERT ALFORD (3)

| Yards | Opponent | Date |
|-------|--------------------|----------|
| 168 | Tennessee State | 9/5/87 |
| 106 | Eastern Kentucky | 10/12/85 |
| 104 | Jacksonville State | 9/21/85 |

MARSHAN JOLLY (3)

| Yards | Opponent | Date |
|-------|------------------|---------|
| 132 | Savannah State | 9/3/83 |
| 116 | Tennessee-Martin | 9/17/83 |
| 103 | Morehead State | 9/24/83 |

HERBERT OWENBY (3)

| Yards | Opponent | Date |
|-------|------------------|---------|
| 161 | Western Kentucky | 10/1/66 |
| 144 | Florence State | 9/18/65 |
| 108 | Navy | 9/17/66 |

DESMOND GEE (3)

| Yards | Opponent | Date |
|-------|------------------|----------|
| 139 | Louisiana-Monroe | 11/3/07 |
| 109 | Louisiana-Monroe | 10/21/06 |
| 106 | Kentucky | 9/13/08 |

TY LEE (2)

| Yards | Opponent | Date |
|-------|----------|----------|
| 100 | FIU | 10/29/16 |
| 100 | Hawai'i | 12/24/16 |

TERRY PETTIS (2)

| Yards | Opponent | Date |
|-------|-----------|---------|
| 167 | Charlotte | 9/19/15 |
| 126 | Marshall | 11/7/15 |

CHRIS MCCLOVER (2)

| Yards | Opponent | Date |
|-------|----------|----------|
| 149 | WKU | 10/24/09 |
| 110 | Maryland | 12/19/09 |

VINCE PARKS (2)

| Yards | Opponent | Date |
|-------|------------------|----------|
| 115 | Eastern Kentucky | 10/17/92 |
| 111 | Nebraska | 9/12/92 |

DAVID STEWART (2)

| Yards | Opponent | Date |
|-------|----------------|----------|
| 104 | Murray State | 10/18/69 |
| 103 | Florence State | 9/9/72 |

TOBY WALKER (2)

| Yards | Opponent | Date |
|-------|------------------|----------|
| 117 | Tennessee Tech | 11/11/95 |
| 106 | Eastern Kentucky | 10/14/95 |

I'TAVIUS MATHERS (1)

| Yards | Opponent | Date |
|-------|---------------|---------|
| 103 | Bowling Green | 9/17/16 |

DEVIN CLARKE (1)

| Yards | Opponent | Date |
|-------|---------------|---------|
| 106 | Southern Miss | 10/4/14 |

TAVARRS JEFFERSON (1)

| Yards | Opponent | Date |
|-------|----------------|----------|
| 101 | North Carolina | 9/7/2013 |

MARCUS HENRY (1)

| Yards | Opponent | Date |
|-------|----------|-----------|
| 136 | UAB | 11/2/2013 |

HAROLD TURNER (1)

| Yards | Opponent | Date |
|-------|----------|----------|
| 113 | WKU | 10/24/09 |

MALCOLM BEYAH (1)

| Yards | Opponent | Date |
|-------|----------|---------|
| 117 | Kentucky | 9/13/08 |

ELDRED KING (1)

| Yards | Opponent | Date |
|-------|-------------------|----------|
| 164 | Mississippi State | 10/25/08 |

PATRICK HONEYCUTT (1)

| Yards | Opponent | Date |
|-------|------------------|---------|
| 113 | Florida Atlantic | 9/30/08 |

TARON HENRY (1)

| Yards | Opponent | Date |
|-------|-------------|----------|
| 103 | North Texas | 10/27/07 |

JONATHAN GRIGSBY (1)

| Yards | Opponent | Date |
|-------|------------------|---------|
| 109 | Louisiana-Monroe | 11/3/07 |

CHRIS HENRY (1)

| Yards | Opponent | Date |
|-------|----------------|---------|
| 100 | Arkansas State | 10/9/04 |

HANSFORD JOHNSON (1)

| Yards | Opponent | Date |
|-------|----------|---------|
| 124 | Troy | 10/2/99 |

DON CALLOWAY (1)

| Yards | Opponent | Date |
|-------|---------------------|----------|
| 136 | Louisiana-Lafayette | 11/18/00 |

STEVE COLQUITT (1)

| Yards | Opponent | Date |
|-------|------------------|---------|
| 120 | Eastern Kentucky | 10/7/67 |

STEVE DARK (1)

| Yards | Opponent | Date |
|-------|------------------|---------|
| 110 | Eastern Kentucky | 12/7/91 |

GARY DAVIS (1)

| Yards | Opponent | Date |
|-------|------------------|----------|
| 107 | Tennessee-Martin | 10/11/97 |

KENNY DONALDSON (1)

| Yards | Opponent | Date |
|-------|------------------|---------|
| 100 | Western Kentucky | 9/16/89 |

KOLAS ELION (1)

| Yards | Opponent | Date |
|-------|-------------|----------|
| 121 | Chattanooga | 10/20/79 |

JAMIE JAMISON (1)

| Yards | Opponent | Date |
|-------|-------------|----------|
| 112 | Austin Peay | 10/31/67 |

DAVID LITTLE (1)

| Yards | Opponent | Date |
|-------|------------------|----------|
| 114 | Eastern Kentucky | 10/10/81 |

MATT LOWE (1)

| Yards | Opponent | Date |
|-------|-----------------------|---------|
| 148 | Tennessee-Chattanooga | 9/13/97 |

GARY MCCROSKEY (1)

| Yards | Opponent | Date |
|-------|----------------|---------|
| 100 | Morehead State | 9/22/79 |

RAY PALHEGYI (1)

| Yards | Opponent | Date |
|-------|------------------|---------|
| 120 | Western Kentucky | 11/3/84 |

MICHAEL PITTMAN (1)

| Yards | Opponent | Date |
|-------|------------------|---------|
| 113 | Western Kentucky | 11/3/84 |

JERRY SMITH (1)

| Yards | Opponent | Date |
|-------|----------------|----------|
| 152 | East Tennessee | 11/13/65 |

DAVID YUELL (1)

| Yards | Opponent | Date |
|-------|------------------|----------|
| 104 | New Mexico State | 10/27/01 |

CURT WATKINS (1)

| Yards | Opponent | Date |
|-------|------------------|----------|
| 106 | Eastern Kentucky | 11/13/93 |

YEAR-BY-YEAR OFFENSE



| YEAR | RUSHING | | | | | PASSING | | | | | TOTAL OFFENSE | | | PUNT RETURN | | | KICK RETURN | | | INT RETURN | | | | PENALTY | | | |
|------|---------|------|----|-------|-----|---------|-----|------|----|-------|---------------|------|-------|-------------|-----|----|-------------|------|----|------------|-----|----|-----|---------|-------|-----|------|
| | ATT | YDS | TD | YPG | CPL | ATT | INT | YDS | TD | YPG | PLAYS | YDS | YPG | ATT | YDS | TD | ATT | YDS | TD | INT | YDS | TD | FD | NO-YDS | F-L | PTS | PPG |
| 1955 | 419 | 1524 | 14 | 152.4 | 61 | 144 | 12 | 1162 | 14 | 116.2 | 563 | 2686 | 268.6 | 10 | 119 | 0 | 35 | 525 | 0 | 7 | - | - | 135 | 48-430 | 24-20 | 187 | 18.7 |
| 1956 | 434 | 1982 | 19 | 198.2 | 45 | 101 | 10 | 610 | 10 | 61.0 | 535 | 2592 | 259.2 | 21 | 231 | 0 | 24 | 557 | 0 | 11 | - | - | 139 | NA-553 | 39-24 | 202 | 20.2 |
| 1957 | 471 | 2393 | 21 | 239.3 | 49 | 95 | 7 | 694 | 12 | 69.4 | 566 | 3087 | 308.7 | 20 | 186 | 1 | 14 | 368 | 1 | 13 | 212 | 1 | 145 | NA-435 | 34-19 | 241 | 24.1 |
| 1958 | 508 | 2456 | 11 | 245.6 | 40 | 93 | 9 | 540 | 8 | 54.0 | 601 | 2996 | 299.6 | 23 | 270 | 1 | 19 | 372 | 0 | 12 | 98 | 0 | 158 | NA-564 | 36-18 | 196 | 19.6 |
| 1959 | 547 | 2874 | - | 287.4 | 54 | 89 | 7 | 565 | 3 | 56.5 | 636 | 3439 | 343.9 | - | - | - | - | - | - | 9 | - | - | 175 | - | - | 303 | 30.3 |
| 1960 | 459 | 1732 | 12 | 173.2 | 42 | 116 | 12 | 641 | 5 | 64.1 | 575 | 2373 | 237.3 | 10 | 204 | 1 | 29 | 510 | 0 | 16 | 133 | 0 | 125 | 42-376 | 33-17 | 115 | 11.5 |
| 1961 | 479 | 1918 | 15 | 191.8 | 84 | 156 | 9 | 1376 | 13 | 137.6 | 645 | 3294 | 329.4 | 13 | 137 | 0 | 25 | 414 | 0 | 9 | 126 | 0 | 178 | 50-449 | 45-18 | 187 | 18.7 |
| 1962 | 431 | 1622 | 13 | 162.2 | 68 | 129 | 11 | 1022 | 9 | 102.2 | 560 | 2644 | 264.4 | 17 | 303 | 1 | 23 | 405 | 0 | 10 | 107 | 0 | 137 | 65-726 | 42-21 | 161 | 16.1 |
| 1963 | 428 | 1559 | 14 | 155.9 | 106 | 180 | 17 | 1540 | 16 | 154.0 | 608 | 3099 | 309.9 | 19 | 110 | 0 | 23 | 391 | 0 | 17 | 153 | 1 | 144 | 62-654 | 26-12 | 213 | 21.3 |
| 1964 | 467 | 1779 | 11 | 177.9 | 87 | 163 | 9 | 1027 | 7 | 102.7 | 630 | 2806 | 280.6 | 27 | 214 | 0 | 20 | 377 | 0 | 15 | 101 | 0 | 150 | 54-491 | 22-6 | 136 | 13.6 |
| 1965 | 403 | 1432 | 19 | 143.2 | 141 | 275 | 16 | 2213 | 20 | 221.3 | 678 | 3645 | 364.5 | 20 | 174 | 0 | 31 | 566 | 0 | 17 | 176 | 1 | 194 | 64-725 | 28-13 | 286 | 28.6 |
| 1966 | 380 | 1114 | 8 | 111.4 | 103 | 204 | 14 | 1435 | 13 | 143.5 | 584 | 2549 | 254.9 | 24 | 236 | 2 | 23 | 415 | 0 | 14 | 170 | 0 | 140 | 60-665 | 16-6 | 160 | 16.0 |
| 1967 | 386 | 1086 | 17 | 108.6 | 161 | 312 | 15 | 1982 | 16 | 198.2 | 698 | 3068 | 306.8 | 35 | 303 | 1 | 41 | 674 | 0 | 12 | 141 | 0 | 168 | 64-639 | 32-15 | 236 | 23.6 |
| 1968 | 388 | 1138 | 11 | 113.8 | 139 | 297 | 24 | 1776 | 9 | 177.6 | 685 | 2914 | 291.4 | 15 | 75 | 0 | 43 | 800 | 0 | 16 | 74 | 0 | 155 | 61-719 | 25-15 | 146 | 14.6 |
| 1969 | 393 | 1103 | 10 | 110.3 | 130 | 306 | 23 | 1591 | 7 | 159.1 | 699 | 2694 | 269.4 | 30 | 147 | 0 | 36 | 820 | 2 | 18 | 60 | 0 | 149 | 50-562 | 25-11 | 134 | 13.4 |
| 1970 | 528 | 1671 | 14 | 167.1 | 58 | 133 | 8 | 696 | 4 | 69.6 | 661 | 2367 | 236.7 | 28 | 169 | 0 | 21 | 422 | 1 | 21 | 299 | 3 | 132 | 62-605 | 24-9 | 167 | 16.7 |
| 1971 | 586 | 1897 | 15 | 189.7 | 55 | 155 | 12 | 723 | 3 | 65.7 | 741 | 2620 | 262.0 | 44 | 313 | 3 | 33 | 764 | 1 | 9 | 131 | 0 | 140 | 85-753 | 37-18 | 196 | 19.6 |
| 1972 | 559 | 1999 | 20 | 199.9 | 110 | 235 | 15 | 1482 | 7 | 148.2 | 794 | 3481 | 348.1 | 41 | 252 | 1 | 34 | 648 | 0 | 13 | 96 | 0 | 200 | 50-532 | 42-24 | 216 | 21.6 |
| 1973 | 428 | 1434 | 13 | 143.4 | 116 | 256 | 15 | 1230 | 3 | 111.8 | 684 | 2664 | 266.4 | 23 | 98 | 0 | 46 | 785 | 0 | 13 | 112 | 1 | 156 | 68-711 | 37-18 | 148 | 14.8 |
| 1974 | 547 | 1998 | 14 | 199.8 | 48 | 152 | 21 | 778 | 5 | 70.7 | 699 | 2776 | 277.6 | 26 | 77 | 0 | 35 | 717 | 0 | 14 | 96 | 0 | 153 | 79-680 | 40-22 | 164 | 16.4 |
| 1975 | 549 | 2256 | 17 | 225.6 | 77 | 209 | 19 | 1137 | 7 | 103.4 | 758 | 3393 | 339.3 | 26 | 150 | 0 | 45 | 830 | 0 | 17 | 156 | 1 | 171 | 57-620 | 43-22 | 189 | 18.9 |
| 1976 | 588 | 2062 | 16 | 206.2 | 85 | 200 | 17 | 1339 | 9 | 121.7 | 788 | 3401 | 340.1 | 32 | 165 | 1 | 51 | 684 | 0 | 18 | 238 | 1 | 167 | 92-906 | 61-36 | 205 | 20.5 |
| 1977 | 539 | 1645 | 9 | 164.5 | 76 | 175 | 18 | 911 | 0 | 82.8 | 714 | 2556 | 255.6 | 21 | 82 | 0 | 40 | 663 | 0 | 11 | 147 | 0 | 153 | 74-807 | 38-22 | 125 | 12.5 |
| 1978 | 507 | 1161 | 8 | 116.1 | 53 | 128 | 8 | 621 | 1 | 56.5 | 635 | 1782 | 178.2 | 8 | 80 | 0 | 43 | 736 | 0 | 11 | 200 | 1 | 110 | 49-476 | 44-21 | 95 | 9.5 |
| 1979 | 357 | 928 | 2 | 92.8 | 121 | 269 | 16 | 1757 | 12 | 175.7 | 626 | 2685 | 268.5 | 12 | 60 | 0 | 48 | 854 | 0 | 8 | 106 | 0 | 144 | 54-514 | 32-13 | 137 | 13.7 |
| 1980 | 401 | 1257 | 4 | 125.7 | 91 | 218 | 13 | 1007 | 5 | 100.7 | 619 | 2264 | 226.4 | 12 | 51 | 0 | 31 | 553 | 0 | 11 | 153 | 1 | 129 | 55-496 | 26-8 | 85 | 8.5 |
| 1981 | 440 | 897 | 9 | 89.7 | 102 | 225 | 22 | 1377 | 6 | 125.2 | 665 | 2274 | 227.4 | 44 | 284 | 0 | 31 | 500 | 0 | 16 | 250 | 1 | 136 | 71-637 | 28-16 | 158 | 15.8 |
| 1982 | 524 | 2156 | 15 | 215.6 | 72 | 189 | 8 | 919 | 9 | 83.5 | 713 | 3075 | 307.5 | 52 | 469 | 3 | 17 | 231 | 0 | 21 | 246 | 0 | 156 | 71-604 | 39-26 | 231 | 23.1 |
| 1983 | 459 | 2040 | 23 | 204.0 | 128 | 233 | 13 | 1762 | 14 | 176.2 | 692 | 3802 | 380.2 | 22 | 119 | 0 | 21 | 425 | 0 | 17 | 167 | 0 | 190 | 69-543 | 16-12 | 296 | 29.6 |
| 1984 | 548 | 2261 | 14 | 226.1 | 121 | 201 | 9 | 1575 | 22 | 143.2 | 747 | 3836 | 383.6 | 27 | 160 | 0 | 26 | 433 | 0 | 12 | 115 | 0 | 213 | 59-487 | 31-13 | 292 | 29.2 |
| 1985 | 550 | 2808 | 36 | 280.8 | 82 | 136 | 6 | 1205 | 11 | 109.5 | 686 | 4013 | 401.3 | 23 | 231 | 2 | 20 | 527 | 1 | 26 | 322 | 1 | 180 | 69-648 | 23-11 | 367 | 36.7 |
| 1986 | 498 | 2023 | 22 | 202.3 | 98 | 192 | 8 | 1270 | 8 | 115.5 | 690 | 3293 | 329.3 | 34 | 406 | 1 | 29 | 612 | 0 | 22 | 238 | 1 | 161 | 79-698 | 29-14 | 254 | 25.4 |
| 1987 | 531 | 2276 | 18 | 227.6 | 90 | 185 | 14 | 1187 | 8 | 107.9 | 716 | 3463 | 346.3 | 28 | 253 | 2 | 34 | 630 | 0 | 17 | 188 | 2 | 187 | 74-635 | 17-8 | 248 | 24.8 |
| 1988 | 486 | 1973 | 25 | 197.3 | 102 | 212 | 8 | 1304 | 9 | 118.5 | 698 | 3277 | 327.7 | 29 | 307 | 4 | 27 | 459 | 0 | 23 | 205 | 0 | 166 | 81-723 | 24-11 | 294 | 29.4 |
| 1989 | 471 | 1895 | 20 | 189.5 | 107 | 210 | 9 | 1603 | 12 | 145.7 | 681 | 3498 | 349.8 | 39 | 374 | 4 | 34 | 644 | 0 | 25 | 193 | 0 | 170 | 66-572 | 31-17 | 291 | 29.1 |
| 1990 | 533 | 3188 | 36 | 318.8 | 146 | 241 | 6 | 1967 | 9 | 178.8 | 774 | 5155 | 515.5 | 41 | 342 | 1 | 26 | 592 | 1 | 18 | 96 | 0 | 240 | 83-684 | 22-10 | 384 | 38.4 |
| 1991 | 478 | 2647 | 32 | 264.7 | 136 | 228 | 6 | 1876 | 6 | 170.5 | 706 | 4523 | 452.3 | 28 | 266 | 1 | 33 | 674 | 1 | 12 | 95 | 0 | 223 | 70-686 | 34-19 | 312 | 31.2 |
| 1992 | 469 | 2438 | 33 | 243.8 | 94 | 173 | 8 | 1438 | 10 | 130.7 | 642 | 3876 | 387.6 | 36 | 523 | 3 | 24 | 466 | 0 | 17 | 251 | 1 | 194 | 91-878 | 30-16 | 361 | 36.1 |
| 1993 | 455 | 2329 | 33 | 232.9 | 146 | 258 | 6 | 1921 | 9 | 174.6 | 713 | 4250 | 425.0 | 16 | 86 | 0 | 34 | 713 | 0 | 22 | 232 | 1 | 224 | 75-586 | 26-14 | 354 | 35.4 |
| 1994 | 496 | 2152 | 29 | 215.2 | 153 | 256 | 12 | 2271 | 17 | 206.5 | 752 | 4423 | 442.3 | 25 | 165 | 0 | 33 | 716 | 0 | 16 | 268 | 3 | 227 | 79-706 | 19-12 | 387 | 38.7 |
| 1995 | 481 | 1735 | 24 | 173.5 | 151 | 297 | 13 | 2271 | 11 | 206.5 | 778 | 4006 | 400.6 | 33 | 226 | 1 | 35 | 697 | 0 | 17 | 274 | 2 | 204 | 98-778 | 20-6 | 303 | 30.3 |
| 1996 | 470 | 1553 | 14 | 155.3 | 128 | 292 | 12 | 1636 | 8 | 148.7 | 762 | 3189 | 318.9 | 26 | 238 | 0 | 40 | 901 | 0 | 15 | 170 | 0 | 179 | 93-800 | 20-14 | 220 | 22.0 |
| 1997 | 325 | 1437 | 22 | 143.7 | 178 | 307 | 11 | 2392 | 17 | 239.2 | 632 | 3829 | 382.9 | 23 | 183 | 1 | 44 | 814 | 0 | 14 | 129 | 1 | 184 | 61-523 | 13-9 | 292 | 29.2 |
| 1998 | 393 | 1552 | 16 | 155.2 | 163 | 250 | 3 | 1795 | 13 | 179.5 | 643 | 3347 | 334.7 | 21 | 227 | 0 | 40 | 829 | 1 | 13 | 134 | 1 | 182 | 52-433 | 25-11 | 250 | 25.0 |
| 1999 | 347 | 1225 | 19 | 122.5 | 254 | 397 | 14 | 2711 | 15 | 246.5 | 744 | 3936 | 393.6 | 22 | 271 | 0 | 44 | 819 | 0 | 11 | 236 | 2 | 223 | 60-534 | 23-13 | 272 | 27.2 |
| 2000 | 404 | 2138 | 30 | 213.8 | 218 | 366 | 10 | 2631 | 14 | 239.2 | 770 | 4769 | 476.9 | 23 | 247 | 1 | 43 | 841 | 0 | 11 | 317 | 1 | 242 | 79-721 | 27-10 | 350 | 35.0 |
| 2001 | 471 | 2614 | 32 | 261.4 | 214 | 310 | 6 | 2681 | 21 | 243.7 | 781 | 5295 | 529.5 | 18 | 56 | 0 | 41 | 827 | 2 | 10 | 140 | 0 | 281 | 89-767 | 22-15 | 408 | 40.8 |
| 2002 | 528 | 2504 | 30 | 250.4 | 148 | 256 | 8 | 1848 | 6 | 154.0 | 784 | 4352 | 435.2 | 28 | 159 | 1 | 40 | 660 | 0 | 10 | 115 | 0 | 218 | 84-750 | 26-13 | 297 | 29.7 |
| 2003 | 494 | 1735 | 23 | 173.5 | 224 | 366 | 8 | 2720 | 18 | 226.7 | 860 | 4455 | 445.5 | 26 | 178 | 0 | 47 | 764 | 0 | 12 | 224 | 1 | 231 | 89-820 | 30-11 | 332 | 33.2 |
| 2004 | 360 | 1172 | 16 | 117.2 | 282 | 404 | 16 | 2945 | 15 | 267.7 | 764 | 4117 | 411.7 | 20 | 208 | 1 | 37 | 670 | 0 | 7 | 42 | 0 | 219 | 86-761 | 20-10 | 269 | 26.9 |
| 2005 | 429 | 1200 | 18 | 120.0 | 208 | 316 | 7 | 2183 | 9 | 198.5 | 745 | 3383 | 338.3 | 23 | 206 | 0 | 27 | 568 | 0 | 14 | 128 | 0 | 191 | 89-806 | 13-5 | 210 | 21.0 |
| 2006 | 474 | 1705 | 24 | 170.5 | 181 | 313 | 11 | 2007 | 9 | 154.4 | 787 | 3712 | 371.2 | 17 | 142 | 0 | 46 | 1061 | | | | | | | | | |



YEAR-BY-YEAR DEFENSE

MIDDLE TENNESSEE
BLUE RAIDERS

| YEAR | RUSHING | | | | PASSING | | | | | TOTAL OFFENSE | | | PUNT RETURN | | | KICK RETURN | | | INT RETURN | | | | PENALTY | | | | |
|------|---------|------|----|-------|---------|-----|-----|-------|----|---------------|-------|------|-------------|-----|-----|-------------|-----|------|------------|-----|-----|----|---------|---------|-------|-----|------|
| | ATT | YDS | TD | YPG | CPL | ATT | INT | YDS | TD | YPG | PLAYS | YDS | YPG | ATT | YDS | TD | ATT | YDS | TD | INT | YDS | TD | FD | NO-YDS | F-L | PTS | PPG |
| 1955 | 434 | 2004 | - | 200.4 | 58 | 141 | 7 | 686 | - | 68.6 | 574 | 2690 | 269.0 | 10 | 142 | - | - | - | - | 12 | - | - | 133 | 43-359 | 18-14 | 204 | 20.4 |
| 1956 | 421 | 1343 | 13 | 134.3 | 34 | 107 | 11 | 518 | 3 | 51.8 | 528 | 1861 | 186.1 | - | - | - | - | - | - | 10 | - | - | 97 | NA-583 | 25-12 | 132 | 13.2 |
| 1957 | 420 | 1073 | 5 | 107.3 | 48 | 140 | 13 | 699 | 1 | 69.9 | 560 | 1772 | 177.2 | - | - | - | - | - | - | 7 | - | - | 84 | NA-487 | 20-11 | 40 | 4.0 |
| 1958 | 436 | 1322 | 5 | 132.2 | 42 | 106 | 12 | 484 | 6 | 48.4 | 542 | 1806 | 180.6 | - | - | - | - | - | - | 9 | - | - | 94 | NA-480 | 29-13 | 77 | 7.7 |
| 1959 | 407 | 1244 | 8 | 124.4 | 47 | 141 | 9 | 539 | 4 | 14.1 | 548 | 1783 | 178.3 | - | - | - | - | - | - | 8 | - | - | 92 | - | - | 81 | 8.1 |
| 1960 | 457 | 1723 | - | 172.3 | 53 | 128 | 16 | 829 | - | 82.9 | 586 | 2552 | 255.2 | 19 | 141 | - | 26 | 400 | - | 12 | - | - | 132 | 42-414 | 29-12 | 126 | 12.6 |
| 1961 | 393 | 1445 | 11 | 144.5 | 50 | 124 | 9 | 656 | 5 | 65.6 | 517 | 2093 | 209.3 | 19 | 134 | - | 34 | 545 | - | 9 | - | - | 101 | 42-444 | 20-7 | 107 | 10.7 |
| 1962 | 446 | 1074 | 8 | 107.4 | 66 | 160 | 10 | 923 | 7 | 92.3 | 606 | 1997 | 199.7 | 15 | 102 | 0 | 36 | 719 | 0 | 11 | - | - | 123 | 56-512 | 30-15 | 104 | 10.4 |
| 1963 | 356 | 717 | 6 | 71.7 | 81 | 188 | 17 | 995 | 9 | 99.5 | 544 | 1712 | 171.2 | 13 | 119 | 0 | 37 | 657 | 0 | 12 | - | - | 106 | 44-382 | 25-6 | 106 | 10.6 |
| 1964 | 371 | 1078 | 6 | 107.8 | 62 | 146 | 15 | 702 | 3 | 70.2 | 517 | 1780 | 178.0 | 26 | 164 | 0 | 29 | 565 | 0 | 9 | - | - | 95 | 48-409 | 21-10 | 65 | 6.5 |
| 1965 | 387 | 821 | 8 | 82.1 | 128 | 274 | 17 | 1689 | 13 | 168.9 | 661 | 2510 | 251.0 | 25 | 293 | 0 | 48 | 903 | 0 | 16 | - | - | 155 | 49-555 | 22-9 | 157 | 15.7 |
| 1966 | 402 | 913 | 7 | 91.3 | 112 | 241 | 14 | 1479 | 6 | 147.9 | 643 | 2392 | 239.2 | 22 | 193 | 0 | 32 | 520 | 0 | 14 | - | - | 141 | 35-432 | 16-5 | 95 | 9.5 |
| 1967 | 428 | 1226 | 21 | 122.6 | 125 | 253 | 12 | 1680 | 12 | 168.0 | 681 | 2906 | 290.6 | 35 | 560 | 0 | 42 | 774 | 0 | 15 | - | - | 162 | 48-443 | 35-15 | 231 | 23.1 |
| 1968 | 494 | 1828 | 21 | 182.8 | 120 | 251 | 16 | 1665 | 18 | 166.5 | 745 | 3493 | 349.3 | 39 | 472 | 0 | 21 | 560 | 0 | 24 | - | - | 178 | 64-704 | 32-11 | 279 | 27.9 |
| 1969 | 483 | 1576 | 15 | 157.6 | 133 | 242 | 23 | 1736 | 16 | 173.6 | 725 | 3312 | 331.2 | 37 | 238 | 0 | - | - | - | 18 | - | - | 159 | 64-683 | 34-17 | 216 | 21.6 |
| 1970 | 453 | 1512 | 8 | 151.2 | 78 | 194 | 21 | 850 | 6 | 85.0 | 647 | 2362 | 236.2 | 34 | 211 | 0 | 34 | 577 | 0 | 8 | - | - | 141 | 38-370 | 31-14 | 105 | 10.5 |
| 1971 | 528 | 1562 | 18 | 156.2 | 66 | 182 | 12 | 893 | 4 | 89.3 | 710 | 2455 | 245.5 | 30 | 159 | 0 | 39 | 660 | 0 | 9 | - | - | 143 | 36-362 | 33-20 | 178 | 17.8 |
| 1972 | 532 | 1588 | 13 | 158.8 | 95 | 221 | 15 | 1346 | 8 | 134.6 | 753 | 2934 | 293.4 | 28 | 144 | 0 | 40 | 830 | 0 | 13 | - | - | 159 | 39-422 | 29-10 | 176 | 15.6 |
| 1973 | 550 | 2279 | 22 | 227.2 | 138 | 256 | 15 | 1881 | 15 | 171.0 | 806 | 4160 | 378.2 | 26 | 85 | 0 | 34 | 637 | 0 | 13 | - | - | 228 | 69-749 | 32-18 | 264 | 24.0 |
| 1974 | 606 | 2459 | 24 | 223.5 | 93 | 186 | 21 | 1169 | 7 | 106.3 | 792 | 3628 | 329.8 | 30 | 240 | 0 | 25 | 486 | 0 | 14 | - | - | 199 | 69-741 | 32-17 | 254 | 23.1 |
| 1975 | 633 | 2809 | 23 | 255.4 | 102 | 230 | 17 | 1400 | 6 | 127.3 | 863 | 4209 | 382.6 | 32 | 60 | 0 | 32 | 671 | 0 | 23 | - | - | 213 | 63-654 | 28-17 | 254 | 23.1 |
| 1976 | 553 | 1695 | 22 | 154.1 | 128 | 280 | 18 | 1925 | 12 | 175.0 | 833 | 3620 | 329.1 | 32 | 142 | 0 | 36 | 558 | 0 | 17 | - | - | 200 | 87-866 | 33-21 | 281 | 25.5 |
| 1977 | 556 | 2067 | 24 | 187.9 | 84 | 175 | 11 | 124.7 | 11 | 124.7 | 731 | 3439 | 312.6 | 27 | 327 | 2 | 21 | 445 | 0 | 18 | - | - | 185 | 65-600 | 38-15 | 283 | 25.7 |
| 1978 | 614 | 2773 | 33 | 252.1 | 126 | 230 | 11 | 1589 | 14 | 144.5 | 844 | 4362 | 396.5 | 25 | 223 | 0 | 26 | 584 | 0 | 8 | - | - | 244 | 68-677 | 53-23 | 340 | 30.9 |
| 1978 | 614 | 2773 | 33 | 252.1 | 126 | 230 | 11 | 1589 | 14 | 144.5 | 844 | 4362 | 396.5 | 25 | 223 | 0 | 26 | 584 | 0 | 8 | - | - | 244 | 68-677 | 53-23 | 340 | 30.9 |
| 1980 | 485 | 2147 | 18 | 214.7 | 109 | 231 | 11 | 1662 | 9 | 166.2 | 716 | 3809 | 308.9 | 29 | 204 | 0 | 21 | 399 | 0 | 13 | - | - | 194 | 70-795 | 25-11 | 224 | 22.4 |
| 1981 | 505 | 1460 | 13 | 132.7 | 104 | 249 | 16 | 1264 | 7 | 114.9 | 754 | 2724 | 247.6 | 23 | 71 | 0 | 35 | 673 | 0 | 22 | - | - | 154 | 68-576 | 43-21 | 173 | 15.7 |
| 1982 | 437 | 918 | 4 | 83.5 | 122 | 278 | 8 | 1262 | 8 | 114.7 | 715 | 2180 | 198.2 | 27 | 79 | 0 | 36 | 720 | 0 | 8 | - | - | 129 | 75-622 | 38-22 | 110 | 10.0 |
| 1983 | 409 | 1260 | 4 | 126.0 | 94 | 206 | 17 | 1194 | 9 | 119.4 | 615 | 2454 | 245.4 | 17 | 94 | 0 | 25 | 304 | 0 | 13 | 156 | 0 | 126 | 75-605 | 37-19 | 111 | 11.1 |
| 1984 | 429 | 1317 | 6 | 119.7 | 129 | 266 | 12 | 1563 | 11 | 142.1 | 695 | 2880 | 261.8 | 20 | 169 | 0 | 27 | 532 | 0 | 9 | 96 | 0 | 157 | 70-516 | 31-15 | 148 | 13.5 |
| 1985 | 456 | 1560 | 10 | 141.8 | 178 | 340 | 26 | 1997 | 9 | 181.5 | 796 | 3557 | 323.5 | 19 | 95 | 0 | 24 | 405 | 0 | 6 | 62 | 0 | 201 | 64-507 | 29-19 | 145 | 13.2 |
| 1986 | 483 | 1904 | 16 | 173.1 | 139 | 285 | 22 | 1521 | 5 | 138.3 | 768 | 3425 | 311.4 | 28 | 110 | 0 | 40 | 830 | 0 | 8 | 23 | 0 | 195 | 73-648 | 25-14 | 155 | 14.1 |
| 1987 | 483 | 1963 | 11 | 178.5 | 128 | 286 | 17 | 1508 | 6 | 137.1 | 769 | 3471 | 315.5 | 33 | 225 | 1 | 44 | 849 | 0 | 14 | 109 | 2 | 205 | 77-684 | 29-15 | 160 | 14.5 |
| 1988 | 483 | 1718 | 9 | 156.2 | 110 | 251 | 23 | 999 | 3 | 90.8 | 734 | 2717 | 247.0 | 28 | 97 | 0 | 49 | 1014 | 0 | 8 | 69 | 0 | 155 | 101-834 | 27-13 | 115 | 10.5 |
| 1989 | 485 | 1822 | 13 | 165.6 | 150 | 339 | 25 | 1570 | 5 | 142.7 | 824 | 3392 | 308.4 | 23 | 76 | 0 | 49 | 728 | 0 | 9 | 29 | 0 | 208 | 80-647 | 24-13 | 159 | 14.5 |
| 1990 | 415 | 1223 | 11 | 111.2 | 125 | 270 | 18 | 1470 | 1 | 133.6 | 685 | 2693 | 244.8 | 17 | 78 | 1 | 62 | 1364 | 0 | 6 | 93 | 0 | 145 | 62-553 | 28-10 | 101 | 9.2 |
| 1991 | 442 | 1834 | 9 | 166.7 | 168 | 325 | 12 | 1842 | 9 | 167.5 | 767 | 3676 | 334.2 | 22 | 134 | 0 | 46 | 916 | 0 | 6 | 19 | 0 | 197 | 69-559 | 22-14 | 151 | 13.7 |
| 1992 | 534 | 1940 | 14 | 176.4 | 107 | 254 | 17 | 1300 | 4 | 118.2 | 788 | 3240 | 294.5 | 22 | 208 | 0 | 47 | 717 | 0 | 8 | 91 | 0 | 200 | 77-642 | 30-17 | 144 | 13.1 |
| 1993 | 460 | 2005 | 14 | 182.3 | 148 | 277 | 22 | 1956 | 15 | 177.8 | 737 | 3961 | 360.1 | 18 | 192 | 0 | 52 | 928 | 0 | 6 | 46 | 0 | 205 | 78-556 | 25-12 | 235 | 21.4 |
| 1994 | 454 | 1881 | 17 | 171.0 | 113 | 271 | 16 | 1525 | 5 | 138.6 | 725 | 3406 | 309.6 | 19 | 246 | 0 | 50 | 1011 | 0 | 12 | 93 | 0 | 178 | 95-736 | 21-14 | 180 | 16.4 |
| 1995 | 417 | 1492 | 11 | 135.6 | 142 | 288 | 17 | 1831 | 11 | 166.5 | 705 | 3323 | 302.1 | 40 | 384 | 3 | 42 | 640 | 0 | 13 | 76 | 1 | 177 | 80-585 | 36-22 | 201 | 18.3 |
| 1996 | 417 | 1281 | 9 | 116.5 | 162 | 314 | 15 | 2040 | 12 | 185.5 | 731 | 3321 | 301.9 | 26 | 249 | 2 | 36 | 698 | 0 | 12 | 175 | 2 | 171 | 83-647 | 27-18 | 206 | 18.7 |
| 1997 | 427 | 2060 | 23 | 206.0 | 152 | 275 | 14 | 2045 | 9 | 204.5 | 702 | 4105 | 410.5 | 19 | 73 | 0 | 40 | 836 | 0 | 11 | 106 | 0 | 200 | 69-604 | 16-11 | 244 | 24.4 |
| 1998 | 371 | 1557 | 21 | 155.7 | 180 | 307 | 13 | 2249 | 11 | 224.9 | 678 | 3806 | 380.6 | 18 | 83 | 0 | 38 | 969 | 0 | 3 | 153 | 1 | 188 | 61-516 | 16-11 | 256 | 25.6 |
| 1999 | 482 | 2336 | 25 | 212.4 | 219 | 352 | 11 | 2568 | 21 | 233.5 | 834 | 4904 | 445.8 | 35 | 302 | 2 | 38 | 649 | 1 | 14 | 109 | 1 | 247 | 94-770 | 20-11 | 379 | 34.5 |
| 2000 | 398 | 1666 | 20 | 151.5 | 246 | 397 | 11 | 2601 | 19 | 236.5 | 795 | 4267 | 387.9 | 25 | 250 | 1 | 59 | 1081 | 0 | 10 | 149 | 2 | 239 | 93-800 | 25-10 | 316 | 28.7 |
| 2001 | 406 | 1535 | 18 | 139.5 | 231 | 393 | 10 | 2801 | 20 | 254.6 | 799 | 4336 | 394.2 | 16 | 188 | 0 | 43 | 965 | 0 | 6 | 75 | 0 | 239 | 82-666 | 17-7 | 286 | 26.0 |
| 2002 | 476 | 2060 | 20 | 171.7 | 213 | 347 | 10 | 2749 | 19 | 229.1 | 823 | 4809 | 400.8 | 37 | 342 | 1 | 32 | 554 | 0 | 8 | 84 | 2 | 236 | 114-950 | 20-11 | 332 | 27.7 |
| 2003 | 486 | 2051 | 22 | 170.9 | 248 | 401 | 12 | 3053 | 23 | 254.4 | 887 | 5104 | 425.3 | 34 | 499 | 1 | 43 | 778 | 0 | 8 | 82 | 0 | 281 | 110-903 | 19-9 | 375 | 31.2 |
| 2004 | 415 | 1522 | 14 | 138.4 | 231 | 356 | 7 | 3008 | 20 | 273.5 | 771 | 4530 | 411.8 | 25 | 288 | 0 | 39 | 616 | 0 | 16 | 138 | 2 | 238 | 94-889 | 21-13 | 293 | 26.6 |
| 2005 | 383 | 1492 | 13 | 135.6 | 191 | 329 | 14 | 2176 | 11 | 197.8 | 712 | 3668 | 333.5 | 27 | 256 | 0 | 32 | 616 | 0 | 7 | 171 | 2 | 207 | 82-677 | 16-4 | 206 | 18.7 |
| 2006 | 431 | 1563 | 17 | 120.2 | 214 | 372 | 14 | 2656 | 18 | 204.3 | 803 | 4219 | 324.5 | 31 | 250 | 1 | 48 | 848 | 0 | 11 | 246 | 3 | 238 | 53-456 | 26-13 | 302 | 23.2 |
| 2007 | 493 | 2398 | 20 | 199.8 | 211 | 379 | 18 | 2584 | 22 | 215.3 | 872 | 4982 | 415.2 | 23 | 129 | 1 | 53 | | | | | | | | | | |

All-Time Record

566-418-28 (.573)

Middle Tennessee football began in 1911, but there are only records of one game each in 1911 and 1912.

1911 (0-1)

Coach: L.E. Mutt Weber

Nov. 11 Fitzgerald and Clark..... L 6-0

1912 (1-0)

Coach: L.E. Mutt Weber

Oct. 12 Fitzgerald and Clark..... W 29-7

1913 (5-1-1)

Coach: Alfred B. Miles

MBA..... W 47-0
Bowen..... W 29-0
at Fitzgerald and Clark..... W 32-0
Vanderbilt "B"..... T 0-0
Vanderbilt Meds..... W 16-14
Hume-Fogg..... W 33-0
at Morgan..... L 7-34

1914 (5-0-1)

Coach: Alfred B. Miles

at Cumberland..... T 0-0
Vanderbilt "B"..... W 9-6
Morgan..... W 30-0
Oct. 10 Western Kentucky..... W 47-0
Castle Heights..... W 21-7
Vanderbilt Meds..... W 25-0

1915 (3-3-1)

Coach: Alfred B. Miles

at Vanderbilt..... L 0-51
Cumberland..... T 0-0
at Castle Heights..... W 20-0
Chatt. Central..... L 0-20
Vanderbilt "B"..... L 0-14
Nov. 12 at Western Kentucky..... W 47-0
SW Presbyterian..... W 14-7

1916 (5-2-0)

Coach: Alfred B. Miles

Sept. 30 at Chattanooga..... L 7-20
Sewanee..... L 7-10
Castle Heights..... W 20-0
Cumberland..... W 49-0
at SW Presbyterian..... W
Chatt. Central..... W 14-0
Vanderbilt "B"..... W 14-0

1917 (7-0-0)

Coach: Johnny (Red) Floyd

Sewanee Military Acad..... W 33-0
Sewanee "B"..... W 38-0
at Vanderbilt "B"..... W 13-0
at Tennessee Tech..... W 26-0
at Castle Heights..... W 31-0
at Baylor (Chatt.)..... W 32-0
at Bedford Co. Stars..... W 28-0

1918

No Football (WW I)

1919 (6-0-0)

Coach: Alfred B. Miles

Oct. 18 Chattanooga..... W 49-0
Vanderbilt Meds..... W 17-0
Union (Tenn.)..... W 41-6
at Cumberland..... W 41-0

(Only scores available)

1920 (4-1-0)

Coach: Alfred B. Miles

Bethel (Ky.)..... W 28-0
Maryville..... W 33-14
Bethel (Ky.)..... W 44-0
Vanderbilt..... L 0-34
at Vanderbilt Meds..... W 21-6

1921 (3-2-1)

Coach: Alfred B. Miles

at Vanderbilt..... L 0-34
Sewanee "B"..... W 7-0
Vanderbilt "B"..... W 14-13
at Tennessee Meds..... L 0-20
Nov. 11 Western Kentucky..... W 15-7
at Union (Tenn.)..... T 0-0

1922 (2-6-0)

Coach: Alfred B. Miles

at Vanderbilt..... L 0-38
Oct. 6 at Western Kentucky..... L 0-31
Bethel (Ky.)..... L 0-9
Bryson..... W 13-12
at Southwestern..... W 7-0
Sewanee Frosh..... L 0-19
Vanderbilt Frosh..... L 0-25
at Union (Tenn.)..... L 0-41

1923 (3-1-0)

Coach: Alfred B. Miles

Bethel (Tenn.)..... W 24-0
Evansville..... W 51-12
Bethel (Ky.)..... W 28-0
Nashville Central..... L 6-20

1924 (1-5-0)

Coach: Guy Stephenson

Bethel (Ky.)..... L 0-13
Oct. 18 Western Kentucky..... L 0-44
Tennessee Tech..... L 0-6
Maryville..... L 0-28
at Bethel (Tenn.)..... W 14-0
at Cumberland..... L 0-32

1925 (3-4-2)

Coach: Guy Stephenson

at Vanderbilt..... L 0-27
Oct. 3 at Sewanee..... L 0-53
Oct. 10 Bryson..... W 13-6
Oct. 17 Western Kentucky..... T 7-7
Oct. 24 at Tennessee Tech..... T 0-0
Oct. 31 Bethel (Tenn.)..... W 30-12
Nov. 5 at Murray State..... L 0-6
Nov. 13 Memphis State..... W 57-7
Stetson..... L 0-10

1926 (4-2-1)

Coach: Frank Faulkinberry

at Vanderbilt "B"..... W 12-0
Ogden (Ky.)..... W 40-0
Oct. 22 at Memphis State..... W 27-0
Oct. 29 Cumberland..... W 23-7
Nov. 6 Murray State..... T 0-0
at Vanderbilt..... L 0-69
at Sewanee..... L 0-48

1927 (6-2-0)

Coach: Frank Faulkinberry

Jacksonville State..... W 13-0
at Cumberland..... W 19-0
Oct. 14 Memphis State..... W 47-6
at Union (Tenn.)..... L 14-33
North Alabama..... W 76-7
Nov. 5 at Murray State..... L 7-13
Tennessee Tech..... W 13-0
Bryson..... W 13-0

1928 (2-4-1)

Coach: Frank Faulkinberry

Jacksonville State..... W 6-0
Cumberland..... L 0-13
Oct. 20 Western Kentucky..... L 0-19
Oct. 26 at Memphis State..... T 13-13
Nov. 3 Murray State..... L 6-14
Bethel (Tenn.)..... W 32-0
at Tennessee Tech..... L 12-25

1929 (6-3-1)

Coach: Frank Faulkinberry

Sept. 21 at Chattanooga..... L 0-40
Sept. 28 at Western Kentucky..... L 0-19
Oct. 5 Cumberland..... W 6-0
Oct. 12 North Alabama..... W 21-7
Oct. 18 at Maryville..... L 0-6
Oct. 26 Vanderbilt Frosh..... W 13-0
Nov. 2 at Murray State..... W 6-0
Nov. 8 Sewanee Frosh..... W 13-7
Nov. 16 Piedmont..... W 13-0
Nov. 30 at Tennessee Tech..... T 13-13

1930 (5-5-1)

Coach: Frank Faulkinberry

Sept. 13 at Vanderbilt..... L 0-28
Sept. 20 at Chattanooga..... L 0-25
Sept. 27 LMU..... W 36-0
Oct. 4 at Vanderbilt..... L 0-13
Oct. 11 North Alabama..... W 18-0
Oct. 18 at Western Kentucky..... L 7-13
Oct. 25 at Tennessee Wesleyan..... L 6-13
Nov. 1 Murray State..... W 19-0
Nov. 8 Bethel (Tenn.)..... W 27-0
Nov. 15 at Piedmont..... W 12-6
Nov. 29 Tennessee Tech..... T 0-0

1931 (6-4-0)

Coach: Frank Faulkinberry

Sept. 19 at Chattanooga..... L 0-19
Sept. 26 LMU..... W 47-0
Oct. 2 at UT Martin..... W 19-0
Oct. 9 at Bethel (Ky.)..... W 25-0
Oct. 17 at Western Kentucky..... L 0-12
Oct. 24 Tennessee Wesleyan..... W 26-6
Oct. 31 at Murray State..... L 7-13
Nov. 7 Memphis State..... W 15-0
Nov. 14 Miami (Fla.)..... W 20-0
Nov. 26 at Tennessee Tech..... L 7-19

1932 (4-6-0)

Coach: Frank Faulkinberry

Sept. 17 at Sewanee..... L 0-12
Sept. 24 at Maryville..... L 6-12
Oct. 1 UT-Martin..... W 18-7
Oct. 8 at Chattanooga..... L 0-26
Oct. 15 Western Kentucky..... L 7-21
Oct. 29 Murray State..... L 6-7
Nov. 5 at Memphis State..... W 6-0
Nov. 12 Union (Tenn.)..... W 14-7
Nov. 24 Tennessee Tech..... L 6-32
Dec. 3 at Miami (Fla.)..... W 7-0

1933 (1-7-1)

Coach: E. M. Waller

Sept. 30 at Western Kentucky..... L 0-32
Oct. 7 at Chattanooga..... L 0-46
Oct. 14 Jacksonville State..... T 0-0
Oct. 21 Maryville..... W 25-0
Oct. 28 at Murray State..... L 7-70
Nov. 3 Memphis State..... L 6-21
Nov. 11 Cumberland..... L 6-12
Nov. 17 Union (Tenn.)..... L 0-7
Nov. 30 at Tennessee Tech..... L 0-6



ALL-TIME SCORES

1934 (2-7-0)

Coach: E. M. Waller

| | | |
|----------|------------------------|--------|
| Sept. 28 | Freed-Hardeman..... | W 18-0 |
| Oct. 6 | at Chattanooga..... | L 0-9 |
| Oct. 12 | Union (Tenn.)..... | W 6-0 |
| Oct. 20 | at Cumberland..... | L 0-12 |
| Oct. 26 | Western Kentucky..... | L 0-14 |
| Nov. 3 | at Memphis State..... | L 0-18 |
| Nov. 10 | Murray State..... | L 0-12 |
| Nov. 16 | at Maryville..... | L 6-13 |
| Nov. 29 | at Tennessee Tech..... | L 0-12 |

1935 (8-0-0)

Coach: Johnny (Red) Floyd

| | | |
|----------|------------------------|--------|
| Sept. 27 | Cumberland..... | W 13-6 |
| Oct. 4 | North Alabama..... | W 20-0 |
| Oct. 11 | at Union (Tenn.)..... | W 7-0 |
| Oct. 18 | Memphis State..... | W 35-0 |
| Oct. 25 | Western Kentucky..... | W 7-0 |
| Nov. 9 | at Murray State..... | W 19-6 |
| Nov. 15 | Maryville..... | W 20-7 |
| Nov. 28 | at Tennessee Tech..... | W 7-6 |

1936 (7-1-0)

Coach: Johnny (Red) Floyd

| | | |
|----------|--------------------------|---------|
| Sept. 26 | at Vanderbilt..... | L 0-45 |
| Oct. 2 | North Alabama..... | W 12-0 |
| Oct. 9 | Troy State..... | W 19-0 |
| Oct. 17 | at Western Kentucky..... | W 9-0 |
| Oct. 23 | Murray State..... | W 19-14 |
| Oct. 31 | at Memphis State..... | W 19-0 |
| Nov. 7 | Austin Peay..... | W 27-0 |
| Nov. 26 | Tennessee Tech..... | W 7-6 |

1937 (6-1-1)

Coach: Johnny (Red) Floyd

| | | |
|----------|-------------------------|---------|
| Sept. 24 | Memphis State..... | W 20-6 |
| Oct. 1 | Troy State..... | W 13-0 |
| Oct. 8 | Jacksonville State..... | W 27-0 |
| Oct. 15 | at Murray State..... | L 14-21 |
| Oct. 27 | Tennessee Tech..... | T 13-13 |
| Nov. 5 | Austin Peay..... | W 19-0 |
| Nov. 12 | Delta State..... | W 7-0 |
| Nov. 25 | at Tennessee Tech..... | W 29-0 |

1938 (2-6-0)

Coach: Johnny (Red) Floyd

| | | |
|----------|-------------------------|--------|
| Sept. 23 | Jacksonville State..... | W 13-0 |
| Sept. 30 | Murray State..... | L 0-34 |
| Oct. 7 | at Tennessee Tech..... | L 0-7 |
| Oct. 15 | at Memphis State..... | L 7-26 |
| Oct. 28 | Tenn. Wesleyan..... | L 6-12 |
| | Tusculum..... | W 39-0 |
| Nov. 11 | at Delta State..... | L 0-25 |
| Nov. 24 | Tennessee Tech..... | L 0-12 |

1939 (1-6-1)

Coach: Herc Alley

| | | |
|----------|-------------------------|--------|
| Sept. 22 | Jacksonville State..... | T 6-6 |
| Sept. 29 | Murray State..... | L 2-14 |
| Oct. 13 | Memphis State..... | L 6-25 |
| Oct. 20 | at Cumberland..... | L 6-14 |
| Oct. 28 | Western Kentucky..... | L 2-26 |
| Nov. 11 | Union (Tenn.)..... | L 13-0 |
| Nov. 17 | Troy State..... | W 14-7 |
| Nov. 25 | at Tennessee Tech..... | L 3-20 |

1940 (4-4-0)

Coach: E. W. Midgett

| | | |
|----------|--------------------------|--------|
| Sept. 27 | Jacksonville State..... | W 46-7 |
| Oct. 4 | Austin Peay..... | W 35-6 |
| Oct. 12 | at Memphis State..... | L 7-14 |
| Oct. 19 | Cumberland..... | W 13-0 |
| Oct. 26 | at Western Kentucky..... | L 0-13 |
| Nov. 7 | at Union (Tenn.)..... | L 0-20 |
| Nov. 16 | Murray State..... | L 0-18 |

| | | |
|---------|---------------------|-------|
| Nov. 28 | Tennessee Tech..... | W 6-0 |
|---------|---------------------|-------|

1941 (4-3-1)

Coach: E. W. Midgett

| | | |
|---------|------------------------|---------|
| Oct. 3 | Western Kentucky..... | L 7-15 |
| Oct. 10 | Austin Peay..... | W 28-0 |
| Oct. 17 | Gordon..... | W 26-0 |
| Oct. 31 | Memphis State..... | W 13-12 |
| Nov. 8 | at Delta State..... | W 26-6 |
| Nov. 15 | at Murray State..... | L 6-34 |
| Nov. 20 | Union (Tenn.)..... | T 14-14 |
| Nov. 27 | at Tennessee Tech..... | L 0-6 |

1942 (4-2-1)

Coach: E. W. Midgett

| | | |
|----------|-----------------------|---------|
| Sept. 24 | at Memphis State..... | W 21-13 |
| Oct. 3 | Troy State..... | W 20-0 |
| Oct. 9 | Camp Forrest..... | W 26-7 |
| Oct. 22 | Maryville..... | W 19-13 |
| Oct. 31 | at Tampa..... | L 0-13 |
| Nov. 14 | at Murray State..... | T 14-14 |
| Nov. 25 | Tennessee Tech..... | L 7-25 |

1943-45

No Football (WW II)

1946 (5-3-1)

Coach: E. W. Midgett

| | | |
|----------|------------------------|---------|
| Sept. 26 | Jacksonville St..... | W 21-0 |
| Oct. 3 | Milligan..... | T 0-0 |
| Oct. 11 | at Union (Tenn.)..... | W 14-7 |
| Oct. 17 | at Austin Peay..... | W 42-9 |
| Oct. 24 | Cumberland..... | W 28-0 |
| Nov. 2 | at Maryville..... | L 6-20 |
| Nov. 9 | at Centre..... | L 10-18 |
| Nov. 15 | Troy State..... | W 12-0 |
| Nov. 28 | at Tennessee Tech..... | L 7-21 |

1947 (9-1-0)

Coach: Charles Murphy

| | | |
|----------|----------------------------|---------|
| | at Southeast Missouri..... | W 12-0 |
| Sept. 15 | Memphis State..... | W 20-0 |
| | at Milligan..... | W 7-0 |
| | Union (Tenn.)..... | W 19-6 |
| | at Austin Peay..... | W 33-0 |
| | at Cumberland..... | W 41-12 |
| | Maryville..... | L 6-13 |
| Nov. 15 | at Troy State..... | W 41-17 |
| | East Tennessee..... | W 26-13 |
| | Tennessee Tech..... | W 19-0 |

1948 (5-5-0)

Coach: Charles Murphy

| | | |
|---------|-------------------------|---------|
| | Southeast Missouri..... | W 20-7 |
| | at Maryville..... | W 13-12 |
| | at Union (Tenn.)..... | W 13-9 |
| | Arkansas State..... | W 14-7 |
| | Milligan..... | L 0-7 |
| | at East Tennessee..... | L 0-2 |
| Nov. 6 | at Memphis State..... | L 0-13 |
| Nov. 11 | Murray State..... | L 12-26 |
| | Cumberland..... | W 13-0 |
| | at Tennessee Tech..... | L 7-32 |

1949 (8-0-1)

Coach: Charles Murphy

| | | |
|----------|------------------------|---------|
| Sept. 22 | Millington Navy..... | W 25-13 |
| Sept. 30 | Maryville..... | W 45-13 |
| Oct. 8 | Union (Tenn.)..... | W 32-18 |
| Oct. 15 | at Arkansas State..... | W 25-12 |
| Oct. 22 | at Milligan..... | W 19-0 |
| Oct. 28 | East Tennessee..... | W 30-0 |
| Nov. 5 | at North Alabama..... | W 54-16 |
| Nov. 12 | at Murray State..... | T 7-7 |
| Nov. 24 | Tennessee Tech..... | W 14-0 |

1950 (9-2-0)

Coach: Charles Murphy

| | | |
|----------|-------------------------|---------|
| Sept. 16 | at Millington Navy..... | W 33-0 |
| Sept. 23 | at Vanderbilt..... | L 0-47 |
| Sept. 30 | Milligan..... | W 48-6 |
| Oct. 7 | at Union (Tenn.)..... | W 45-0 |
| Oct. 13 | Austin Peay..... | W 34-14 |
| Oct. 20 | Morehead State..... | L 7-31 |
| Oct. 28 | at East Tennessee..... | W 21-6 |
| Nov. 4 | North Alabama..... | W 26-6 |
| Nov. 11 | Murray State..... | W 34-14 |
| Nov. 18 | at Lamar Tech..... | W 27-0 |
| Nov. 30 | at Tennessee Tech..... | W 28-7 |

1951 (7-2-2)

Coach: Charles Murphy

| | | |
|----------|------------------------|---------|
| Sept. 15 | Carson-Newman..... | W 38-0 |
| Sept. 22 | at Vanderbilt..... | L 7-22 |
| Sept. 29 | Sewart AFB..... | W 46-6 |
| Oct. 6 | Union (Tenn.)..... | W 60-6 |
| Oct. 13 | at Austin Peay..... | W 27-6 |
| Oct. 20 | at Morehead State..... | W 33-13 |
| Oct. 26 | Emory and Henry..... | T 20-20 |
| Nov. 3 | at North Alabama..... | W 21-0 |
| Nov. 10 | at Murray State..... | L 7-19 |
| Nov. 15 | East Tennessee..... | W 45-0 |
| Nov. 22 | Tennessee Tech..... | T 14-14 |

1952 (6-5-0; 2-2 OVC)

Coach: Charles Murphy

| | | |
|----------|-------------------------|---------|
| Sept. 14 | at Carson-Newman..... | W 19-7 |
| Sept. 21 | at W. Kentucky..... | L 19-33 |
| Sept. 27 | Sewart AFB..... | W 18-0 |
| Oct. 5 | at Chattanooga..... | L 13-39 |
| Oct. 11 | Troy State..... | W 33-7 |
| Oct. 18 | Morehead State..... | W 27-6 |
| Oct. 25 | at Emory and Henry..... | L 7-27 |
| Nov. 1 | North Alabama..... | L 18-34 |
| Nov. 8 | Murray State..... | L 13-20 |
| Nov. 15 | at East Tennessee..... | W 28-14 |
| Nov. 27 | at Tennessee Tech..... | W 19-7 |

1953 (7-4-0; 3-2 OVC)

Coach: Charles Murphy

| | | |
|----------|--------------------------|---------|
| Sept. 19 | Western Kentucky..... | W 13-0 |
| Sept. 26 | at Eastern Kentucky..... | L 6-15 |
| Oct. 3 | Sewart AFB..... | W 33-0 |
| Oct. 10 | at Troy State..... | W 6-0 |
| Oct. 17 | at Morehead State..... | W 14-0 |
| Oct. 24 | Memphis State..... | W 26-20 |
| Oct. 31 | at North Alabama..... | L 0-14 |
| Nov. 7 | at Murray State..... | W 28-25 |
| Nov. 14 | at East Tennessee..... | W 34-28 |
| Nov. 21 | at Vanderbilt..... | L 13-31 |
| Nov. 26 | Tennessee Tech..... | L 13-46 |

1954 (4-4-2; 2-2-1 OVC)

Coach: Charles Murphy

| | | |
|----------|---------------------------|---------|
| Sept. 18 | Sewart AFB..... | W 52-0 |
| Sept. 24 | *Eastern Kentucky..... | L 0-26 |
| Oct. 2 | *at Western Kentucky..... | L 6-7 |
| Oct. 8 | Austin Peay..... | T 7-7 |
| Oct. 16 | *Morehead State..... | W 20-13 |
| Oct. 23 | at Memphis State..... | L 7-27 |
| Oct. 30 | North Alabama..... | W 27-26 |
| Nov. 6 | *Murray State..... | W 21-13 |
| Nov. 13 | at East Tennessee..... | L 6-30 |
| Nov. 25 | *at Tennessee Tech..... | T 7-7 |

*Ohio Valley Conference Games

1955 (7-2-1; 4-1 OVC)

Coach: Charles Murphy

| | | |
|----------|---------------------|---------|
| Sept. 16 | Morris Harvey..... | W 14-7 |
| Sept. 23 | at Eastern Ky..... | W 21-14 |
| Oct. 1 | Western Ky..... | W 25-13 |
| Oct. 8 | at Austin Peay..... | T 14-14 |



| | | |
|---------|-------------------|---------|
| Oct. 15 | at Morehead State | W 21-0 |
| Oct. 22 | at Vanderbilt | L 0-46 |
| Oct. 29 | North Alabama | W 25-21 |
| Nov. 5 | at Murray State | W 33-28 |
| Nov. 12 | East Tennessee | W 20-7 |
| Nov. 24 | Tennessee Tech | L 14-55 |

1956 (7-3; 5-0 OVC)

OVC Champions

Coach: Charles Murphy

| | | |
|----------|----------------------|---------|
| Sept. 15 | at Morris Harvey | L 0-6 |
| Sept. 21 | Austin Peay | W 38-20 |
| Sept. 29 | *at Western Kentucky | W 7-6 |
| Oct. 6 | *Eastern Kentucky | W 26-19 |
| Oct. 13 | *Morehead State | W 20-12 |
| Oct. 27 | at Vanderbilt | L 13-23 |
| Nov. 3 | *Murray State | W 39-7 |
| Nov. 10 | at East Tennessee | W 20-6 |
| Nov. 22 | *at Tennessee Tech | W 26-6 |

Refrigerator Bowl

| | | |
|--------|-------------------|---------|
| Dec. 1 | Sam Houston State | L 13-27 |
|--------|-------------------|---------|

*Ohio Valley Conference Games

1957 (10-0; 5-0 OVC)

OVC Champions

(Ranked No. 1 in final NAIA poll)

Coach: Charles Murphy

| | | |
|----------|----------------------|---------|
| Sept. 14 | at North Alabama | W 26-0 |
| Sept. 28 | Jacksonville State | W 25-0 |
| Oct. 4 | *Western Kentucky | W 26-7 |
| Oct. 12 | *at Eastern Kentucky | W 35-14 |
| Oct. 19 | Chattanooga | W 20-6 |
| Oct. 26 | *at Morehead State | W 18-6 |
| Nov. 2 | at Austin Peay | W 14-0 |
| Nov. 9 | *at Murray State | W 22-0 |
| Nov. 16 | East Tennessee | W 33-7 |
| Nov. 28 | *Tennessee Tech | W 22-0 |

*Ohio Valley Conference Games

1958 (8-2; 5-1 OVC)

OVC Co-Champions

Coach: Charles Murphy

| | | |
|----------|-----------------------|---------|
| Sept. 20 | Austin Peay | W 12-0 |
| Sept. 27 | at Jacksonville State | W 18-6 |
| Oct. 4 | *Western Kentucky | W 10-7 |
| Oct. 10 | *Eastern Kentucky | W 14-0 |
| Oct. 17 | at Chattanooga | L 7-18 |
| Oct. 25 | *Morehead State | W 34-6 |
| Nov. 1 | North Alabama | W 34-6 |
| Nov. 8 | *Murray State | W 40-0 |
| Nov. 15 | *at East Tennessee | W 27-20 |
| Nov. 27 | *at Tennessee Tech | L 0-14 |

*Ohio Valley Conference Games

1959 (10-0-1; 5-0-1 OVC)

OVC Co-Champions

Coach: Charles Murphy

| | | |
|----------|----------------------|---------|
| Sept. 19 | at Austin Peay | W 36-0 |
| Sept. 26 | Jacksonville State | W 21-20 |
| Oct. 3 | *Western Kentucky | W 37-2 |
| Oct. 10 | *at Eastern Kentucky | W 14-6 |
| Oct. 17 | Chattanooga | W 28-0 |
| Oct. 24 | *at Morehead State | W 27-0 |
| Oct. 31 | at North Alabama | W 34-26 |
| Nov. 7 | *at Murray State | W 55-0 |
| Nov. 14 | *East Tennessee | W 30-6 |
| Nov. 26 | *Tennessee Tech | T 21-21 |

Tangerine Bowl

| | | |
|--------|--------------|---------|
| Jan. 1 | Presbyterian | W 21-12 |
|--------|--------------|---------|

*Ohio Valley Conference Games

1960 (5-5; 4-3 OVC)

Coach: Charles Murphy

| | | |
|----------|-----------------------|---------|
| Sept. 17 | Austin Peay | W 6-0 |
| Sept. 24 | at Jacksonville State | L 0-19 |
| Oct. 1 | *at Western Kentucky | L 13-20 |

| | | |
|---------|--------------------|---------|
| Oct. 7 | *Eastern Kentucky | W 14-12 |
| Oct. 14 | at Chattanooga | L 6-24 |
| Oct. 22 | *Morehead State | W 28-0 |
| Oct. 29 | *North Alabama | L 6-7 |
| Nov. 5 | *Murray State | W 20-3 |
| Nov. 12 | *at East Tennessee | W 14-6 |
| Nov. 24 | *at Tennessee Tech | L 8-35 |

*Ohio Valley Conference Games

1961 (7-4; 5-1 OVC)

Coach: Charles Murphy

| | | |
|----------|----------------------|---------|
| Sept. 16 | at Austin Peay | W 40-7 |
| Sept. 23 | *at Morehead State | W 19-14 |
| Sept. 30 | *Western Kentucky | W 14-6 |
| Oct. 7 | *at Eastern Kentucky | W 22-15 |
| Oct. 14 | Pensacola Navy | L 7-12 |
| Oct. 21 | Chattanooga | L 12-25 |
| Oct. 28 | at North Alabama | W 13-3 |
| Nov. 4 | *at Murray State | W 27-18 |
| Nov. 11 | *East Tennessee | W 27-0 |
| Nov. 23 | *Tennessee Tech | L 6-7 |

Tangerine Bowl

| | | |
|---------|------------|---------|
| Dec. 29 | Lamar Tech | L 14-21 |
|---------|------------|---------|

*Ohio Valley Conference Games

1962 (6-4; 4-2 OVC)

Coach: Charles Murphy

| | | |
|----------|----------------------|---------|
| Sept. 15 | Austin Peay | W 28-0 |
| Sept. 22 | *Morehead State | W 7-0 |
| Sept. 29 | *at Western Kentucky | W 17-0 |
| Oct. 6 | *Eastern Kentucky | L 8-28 |
| Oct. 13 | at Pensacola Navy | L 0-14 |
| Oct. 20 | at Chattanooga | L 13-34 |
| Oct. 27 | North Alabama | W 33-2 |
| Nov. 3 | *Murray State | W 23-6 |
| Nov. 10 | *at East Tennessee | L 12-20 |
| Nov. 22 | *at Tennessee Tech | W 20-0 |

*Ohio Valley Conference Games

1963 (8-2; 6-1 OVC)

Coach: Charles Murphy

| | | |
|----------|----------------------|---------|
| Sept. 21 | at North Alabama | W 41-13 |
| Sept. 28 | UT-Martin | W 21-14 |
| Oct. 5 | *Western Kentucky | L 6-16 |
| Oct. 12 | *at Eastern Kentucky | W 33-28 |
| Oct. 19 | Chattanooga | L 0-7 |
| Oct. 26 | *at Morehead State | W 27-7 |
| Nov. 2 | *at Austin Peay | W 27-0 |
| Nov. 9 | *at Murray State | W 14-7 |
| Nov. 16 | *East Tennessee | W 23-0 |
| Nov. 28 | *Tennessee Tech | W 21-14 |

*Ohio Valley Conference Games

1964 (8-2-1; 6-1 OVC)

OVC Champions

Coach: Charles Murphy

| | | |
|----------|----------------------|---------|
| Sept. 19 | North Alabama | W 21-3 |
| Sept. 26 | at UT-Martin | T 0-0 |
| Oct. 3 | *at Western Kentucky | W 9-0 |
| Oct. 10 | *Eastern Kentucky | W 20-13 |
| Oct. 17 | at Chattanooga | L 14-19 |
| Oct. 24 | *Morehead State | W 13-0 |
| Oct. 31 | *Austin Peay | L 7-9 |
| Nov. 7 | *Murray State | W 14-12 |
| Nov. 14 | *at East Tennessee | W 14-9 |
| Nov. 26 | *at Tennessee Tech | W 24-0 |

Grantland Rice Bowl

| | | |
|---------|------------------|--------|
| Dec. 12 | Muskingum (Ohio) | W 20-0 |
|---------|------------------|--------|

*Ohio Valley Conference Games

1965 (10-0; 7-0 OVC)

OVC Champions

Coach: Charles Murphy

| | | |
|----------|-------------------|---------|
| Sept. 18 | at North Alabama | W 44-14 |
| Sept. 25 | UT-Martin | W 24-14 |
| Oct. 2 | *Western Kentucky | W 21-0 |

| | | |
|---------|----------------------|---------|
| Oct. 9 | *at Eastern Kentucky | W 14-10 |
| Oct. 16 | Chattanooga | W 30-7 |
| Oct. 23 | *at Morehead State | W 30-28 |
| Oct. 30 | *at Austin Peay | W 24-20 |
| Nov. 6 | *at Murray State | W 28-24 |
| Nov. 13 | *East Tennessee | W 43-19 |
| Nov. 25 | *Tennessee Tech | W 28-21 |

*Ohio Valley Conference Games

1966 (7-3; 5-2 OVC)

Coach: Charles Murphy

| | | |
|----------|----------------------|---------|
| Sept. 17 | Pensacola Navy | W 14-12 |
| Sept. 24 | at UT Martin | W 10-3 |
| Oct. 1 | *at Western Kentucky | W 33-9 |
| Oct. 8 | *Eastern Kentucky | W 22-20 |
| Oct. 15 | at Chattanooga | L 0-5 |
| Oct. 22 | *Morehead State | W 20-7 |
| Oct. 29 | *Austin Peay | L 7-13 |
| Nov. 5 | *Murray State | W 33-0 |
| Nov. 12 | *at East Tennessee | L 0-12 |
| Nov. 24 | *at Tennessee Tech | W 21-14 |

*Ohio Valley Conference Games

1967 (5-5; 4-3 OVC)

Coach: Charles Murphy

| | | |
|----------|--------------------|---------|
| Sept. 16 | at Pensacola Navy | W 28-7 |
| Sept. 23 | *at Morehead State | L 19-21 |
| Sept. 30 | Chattanooga | L 13-30 |
| Oct. 7 | *Eastern Kentucky | L 7-14 |
| Oct. 14 | *Murray State | L 14-35 |
| Oct. 21 | *at Austin Peay | W 34-20 |
| Oct. 28 | at UT-Martin | L 36-44 |
| Nov. 4 | *Western Kentucky | W 16-14 |
| Nov. 11 | *at East Tennessee | W 36-26 |
| Nov. 23 | *Tennessee Tech | W 33-20 |

*Ohio Valley Conference Games

1968 (2-8; 1-6 OVC)

Coach: Charles Murphy

| | | |
|----------|----------------------|---------|
| Sept. 21 | Pensacola Navy | L 7-12 |
| Sept. 28 | *Morehead State | W 28-18 |
| Oct. 5 | at Chattanooga | L 15-28 |
| Oct. 12 | *at Eastern Kentucky | L 21-49 |
| Oct. 19 | *at Murray State | L 13-35 |
| Oct. 26 | *Austin Peay | L 13-46 |
| Nov. 2 | UT-Martin | W 24-17 |
| Nov. 9 | *at Western Kentucky | L 2-43 |
| Nov. 16 | *East Tennessee | L 21-24 |
| Nov. 28 | *at Tennessee Tech | L 3-7 |

*Ohio Valley Conference Games

1969 (1-9; 1-6 OVC)

Coach: Don Fuoss

| | | |
|----------|--------------------|---------|
| Sept. 20 | at Pensacola Navy | L 20-26 |
| Sept. 27 | *at Morehead State | L 9-35 |
| Oct. 4 | Chattanooga | L 3-7 |
| Oct. 11 | *Eastern Kentucky | L 0-14 |
| Oct. 18 | *Murray State | W 31-24 |
| Oct. 25 | *at Austin Peay | L 17-20 |
| Nov. 1 | at Ball State | L 12-14 |
| Nov. 8 | *Western Kentucky | L 14-28 |
| Nov. 15 | *at East Tennessee | L 21-27 |
| Nov. 27 | *at Tennessee Tech | L 7-21 |

*Ohio Valley Conference Games

1970 (6-3-1; 2-3-1 OVC)

Coach: Bill Peck

| | | |
|----------|----------------------|---------|
| Sept. 19 | UT-Martin | W 28-7 |
| Sept. 26 | *Morehead State | W 14-6 |
| Oct. 3 | at Chattanooga | W 24-8 |
| Oct. 10 | *at Eastern Kentucky | L 10-24 |
| Oct. 17 | *at Murray State | L 0-20 |
| Oct. 24 | Austin Peay | W 44-0 |
| Oct. 31 | Ball State | W 14-7 |
| Nov. 7 | *at Western Kentucky | W 17-13 |
| Nov. 14 | *East Tennessee | T 3-3 |



ALL-TIME SCORES

MIDDLE TENNESSEE
BLUE RAIDERS

Nov. 26 *at Tennessee Tech..... L 13-17
*Ohio Valley Conference Games

1971 (7-4; 5-2 OVC)

Coach: Bill Peck

Sept. 11 at North Alabama..... L 14-24
Sept. 18 at UT-Martin..... L 0-28
Sept. 25 *at Morehead State..... W 9-7
Oct. 2 Chattanooga..... W 23-13
Oct. 9 *Eastern Kentucky..... W 31-18
Oct. 16 *Murray State..... L 15-24
Oct. 23 *at Austin Peay..... W 19-7
Oct. 30 Ball State..... W 28-7
Nov. 6 *Western Kentucky..... W 27-13
Nov. 13 *at East Tennessee..... W 27-23
Nov. 20 *Tennessee Tech..... L 3-14
*Ohio Valley Conference Games

1972 (7-3-1; 4-2-1 OVC)

Coach: Bill Peck

Sept. 9 North Alabama..... W 31-10
Sept. 16 UT-Martin..... W 30-3
Sept. 23 *Morehead State..... T 35-35
Sept. 30 at Chattanooga..... W 17-13
Oct. 7 *at Eastern Kentucky..... L 0-13
Oct. 14 *at Murray State..... W 14-13
Oct. 21 *Austin Peay..... W 24-6
Oct. 28 at Ball State..... L 0-24
Nov. 4 *at Western Kentucky..... W 21-17
Nov. 11 *East Tennessee..... W 34-24
Nov. 18 *at Tennessee Tech..... L 10-24
*Ohio Valley Conference Games
(final season with natural grass)

1973 (4-7; 3-4 OVC)

Coach: Bill Peck

Sept. 8 Tennessee State (n)..... L 0-23
Sept. 15 at UT-Martin..... W 7-0
Sept. 22 *at Morehead State..... L 22-28
Sept. 29 Western Carolina..... L 7-24
Oct. 6 *Eastern Kentucky..... L 28-29
Oct. 13 *Murray State..... W 17-14
Oct. 20 *at Austin Peay..... W 23-20
Oct. 27 at Ball State..... L 3-34
Nov. 3 *Western Kentucky..... L 8-42
Nov. 10 *at East Tennessee..... L 16-40
Nov. 17 *Tennessee Tech..... W 17-10
(n) - At Vanderbilt
*Ohio Valley Conference Games

1974 (3-8; 2-5 OVC)

Coach: Bill Peck

Sept. 7 Tennessee State (n)..... W 20-10
Sept. 14 at Appalachian State..... L 7-18
Sept. 28 *Morehead State..... W 23-14
Oct. 5 Chattanooga..... L 7-24
Oct. 12 *at Eastern Kentucky..... L 17-21
Oct. 19 *at Murray State..... L 12-14
Oct. 26 *Austin Peay..... W 45-16
Nov. 2 Ball State..... L 14-43
Nov. 9 *at Western Kentucky..... L 10-36
Nov. 16 *East Tennessee..... L 7-17
Nov. 23 *at Tennessee Tech..... L 2-41
(n) - At Vanderbilt
*Ohio Valley Conference Games

1975 (4-7; 3-4 OVC)

Coach: Ben Hurt

Sept. 6 Tennessee State (n)..... L 14-21
Sept. 13 Carson-Newman..... W 22-21
Sept. 27 *at Morehead State..... W 12-10
Oct. 4 at Chattanooga..... L 10-27
Oct. 11 *Eastern Kentucky..... L 24-34
Oct. 18 *Murray State..... W 17-5
Oct. 25 *at Austin Peay..... L 13-17

Nov. 1 *at Western Carolina..... W 44-28
Nov. 8 Western Kentucky..... L 10-24
Nov. 15 *at East Tennessee..... L 20-37
Nov. 22 *Tennessee Tech..... L 3-30
(n) - At Vanderbilt
*Ohio Valley Conference Games

1976 (4-7; 2-5 OVC)

Coach: Ben Hurt

Sept. 4 Tennessee State (n)..... L 17-26
Sept. 11 at Carson-Newman..... W 35-20
Sept. 18 UT-Martin..... L 3-38
Sept. 25 *Morehead State..... W 21-0
Oct. 2 Chattanooga..... W 35-28
Oct. 9 *at Eastern Kentucky..... L 14-40
Oct. 16 *at Murray State..... L 20-24
Oct. 30 *Austin Peay..... L 9-21
Nov. 6 *at Western Kentucky..... L 7-38
Nov. 13 *East Tennessee..... W 34-13
Nov. 20 *at Tennessee Tech..... L 10-33
(n) - At Vanderbilt
*Ohio Valley Conference Games

1977 (3-8; 3-4 OVC)

Coach: Ben Hurt

Sept. 3 Tennessee State (n)..... L 0-27
Sept. 17 at UT-Martin..... L 0-27
Sept. 24 *at Morehead State..... L 21-24
Oct. 1 at Chattanooga..... L 7-38
Oct. 8 *Eastern Kentucky..... W 19-10
Oct. 15 *Murray State..... L 9-13
Oct. 22 at Delaware..... L 7-60
Oct. 29 *at Austin Peay..... W 15-6
Nov. 5 *Western Kentucky..... W 21-19
Nov. 12 *at East Tennessee..... L 17-38
Nov. 19 *Tennessee Tech..... L 9-21
(n) - At Vanderbilt
*Ohio Valley Conference Games

1978 (1-9-1; 1-5 OVC)

Coach: Ben Hurt

Sept. 2 Tennessee State (n)..... L 6-13
Sept. 16 UT-Martin..... L 17-28
Sept. 23 *Morehead State..... W 9-6
Sept. 30 Chattanooga..... T 14-14
Oct. 7 *at Eastern Kentucky..... L 12-42
Oct. 14 *at Murray State..... L 7-33
Oct. 21 Delaware..... L 3-53
Oct. 28 *Austin Peay..... L 17-28
Nov. 4 *at Western Kentucky..... L 0-54
Nov. 11 East Tennessee..... L 0-34
Nov. 18 *at Tennessee Tech..... L 10-35
(n) - At Vanderbilt
*Ohio Valley Conference Games

1979 (1-9; 1-5 OVC)

Coach: Boots Donnelly

Sept. 8 North Alabama..... L 17-20
Sept. 15 at UT-Martin..... L 23-31
Sept. 22 *at Morehead State..... L 7-28
Oct. 6 *Eastern Kentucky..... L 10-52
Oct. 13 *Murray State..... L 8-29
Oct. 20 at Chattanooga..... L 15-59
Oct. 27 *at Austin Peay..... L 14-31
Nov. 3 *Western Kentucky..... L 12-17
Nov. 10 at East Tennessee..... L 14-52
Nov. 17 *Tennessee Tech..... W 17-14
*Ohio Valley Conference Games

1980 (2-8; 2-5 OVC)

Coach: Boots Donnelly

Sept. 6 at North Alabama..... L 0-36
Sept. 13 Chattanooga..... L 7-32
Sept. 27 *Morehead State..... L 10-17
Oct. 4 Western Carolina..... L 10-24
Oct. 11 *at Eastern Kentucky..... L 0-24

Oct. 18 *at Murray State..... L 6-38
Oct. 25 *Austin Peay..... L 3-7
Nov. 8 *at Western Kentucky..... L 15-30
Nov. 15 *Akron..... W 13-9
Nov. 22 *Tennessee Tech..... W 21-7
*Ohio Valley Conference Games

1981 (6-5; 4-4 OVC)

Coach: Boots Donnelly

Sept. 5 *at Akron..... W 10-7
Sept. 12 at Chattanooga..... L 19-42
Sept. 19 UT-Martin..... W 6-3
Sept. 26 *at Morehead State..... W 20-7
Oct. 3 at Western Carolina..... W 23-10
Oct. 10 *Eastern Kentucky..... L 7-23
Oct. 17 *Murray State..... W 14-9
Oct. 24 *at Austin Peay..... L 9-14
Oct. 31 *Youngstown State..... L 10-13
Nov. 14 *Western Kentucky..... W 31-17
Nov. 21 *Tennessee Tech..... L 9-28
*Ohio Valley Conference Games

1982 (8-3; 5-3 OVC)

Coach: Boots Donnelly

Sept. 4 at Savannah State..... W 12-3
Sept. 11 Elizabeth City..... W 34-0
Sept. 18 Liberty Baptist..... W 27-7
Sept. 25 *Morehead State..... W 30-0
Oct. 2 *Akron (ABC Regional TV)..... L 16-19
Oct. 9 *at Eastern Kentucky..... L 10-35
Oct. 16 *at Murray State..... W 27-9
Oct. 23 *Austin Peay..... W 24-7
Oct. 30 *at Youngstown State..... L 10-11
Nov. 6 at Western Kentucky..... W 31-16
Nov. 20 *at Tennessee Tech..... W 10-3
*Ohio Valley Conference Games

1983 (8-2; 5-2 OVC)

Coach: Boots Donnelly

Sept. 3 Savannah State..... W 51-0
Sept. 17 at UT-Martin..... W 39-3
Sept. 24 *at Morehead State..... W 56-17
Oct. 1 *at Akron..... W 26-3
Oct. 8 *Eastern Kentucky..... L 7-14
Oct. 15 *Murray State..... W 17-14
Oct. 22 *at Austin Peay..... W 31-17
Oct. 29 *Youngstown State..... W 35-24
Nov. 5 Western Kentucky..... W 26-7
Nov. 19 *Tennessee Tech..... L 8-12
*Ohio Valley Conference Games

1984 (11-3; 5-2 OVC)

Coach: Boots Donnelly

Sept. 1 Lenoir-Rhyne..... W 31-0
Sept. 15 at Jacksonville State..... W 27-11
Sept. 22 *Morehead State..... W 42-28
Sept. 29 *Akron..... W 16-3
Oct. 6 *at Eastern Kentucky..... W 22-10
Oct. 13 *at Murray State..... W 19-16
Oct. 20 *Austin Peay..... L 7-16
Oct. 27 *at Youngstown State..... L 13-23
Nov. 3 at Western Kentucky..... W 45-24
Nov. 10 Ga. Southern..... W 42-7
Nov. 17 *at Tennessee Tech..... W 28-10

NCAA I-AA Playoffs

Nov. 24 at Eastern Kentucky..... W 27-10
Dec. 1 ^ at Indiana State..... W 42-41(30T)
Dec. 8 Louisiana Tech..... L 13-21
*OVC Games ^ NCAA TV

1985 (11-1; 7-0 OVC)

OVC Champions

Coach: Boots Donnelly

Sept. 7 Lenoir-Rhyne..... W 37-6
Sept. 14 at Georgia Southern..... W 35-10
Sept. 21 Jacksonville State..... W 55-21



| | | |
|----------|--------------------|----------------|
| Sept. 28 | *at Morehead State | W 33-14 |
| Oct. 12 | *Eastern Kentucky | W 28-14 |
| Oct. 19 | *Murray State | W 31-24 (2 OT) |
| Oct. 26 | at Austin Peay | W 17-14 |
| Nov. 2 | Youngstown State | W 28-21 (OT) |
| Nov. 9 | Western Kentucky | W 41-9 |
| Nov. 16 | *at Akron | W 17-0 |
| Nov. 23 | *Tennessee Tech | W 45-12 |

NCAA I-AA Playoffs

| | | |
|--------|------------------|---------|
| Dec. 7 | Georgia Southern | L 21-28 |
|--------|------------------|---------|

*Ohio Valley Conference Games

1986 (6-5; 3-4 OVC)

Coach: Boots Donnelly

| | | |
|----------|-----------------------|------------|
| Aug. 30 | Miles | W 47-0 |
| Sept. 6 | Tennessee State (n) | L 6-7 |
| Sept. 20 | Georgia Southern | L 31-34 |
| Sept. 27 | *at Eastern Kentucky | L 3-28 |
| Oct. 4 | *at Austin Peay | L 0-7 (OT) |
| Oct. 11 | *Akron | W 24-12 |
| Oct. 18 | at Southwest Missouri | W 42-19 |
| Oct. 25 | at Youngstown State | W 49-14 |
| Nov. 8 | *Morehead State | W 24-7 |
| Nov. 15 | *at Murray State | L 7-21 |
| Nov. 22 | *Tennessee Tech | W 21-6 |

(n) at Nashville
*Ohio Valley Conference Games

1987 (6-5; 5-2 OVC)

Coach: Boots Donnelly

| | | |
|----------|-------------------------|---------|
| Sept. 5 | *Tennessee State (n1) | W 55-19 |
| Sept. 19 | at Georgia Southern | L 13-17 |
| Sept. 26 | at Western Kentucky | L 16-28 |
| Oct. 3 | *Austin Peay | W 38-16 |
| Oct. 10 | Mississippi Valley (n2) | W 38-7 |
| Oct. 17 | *Eastern Kentucky | W 17-16 |
| Oct. 25 | Winston-Salem | L 8-11 |
| Oct. 31 | *Youngstown State | L 16-17 |
| Nov. 7 | *at Morehead State | L 3-7 |
| Nov. 14 | *Murray State | W 27-9 |
| Nov. 21 | *at Tennessee Tech | W 17-13 |

(n1) - At Vanderbilt (n2) - At Memphis
*Ohio Valley Conference Games

1988 (7-4; 4-2 OVC)

Coach: Boots Donnelly

| | | |
|----------|-----------------------|---------|
| Sept. 3 | *Tennessee State (n1) | W 14-7 |
| Sept. 10 | at Northern Illinois | L 10-14 |
| Sept. 17 | Western Kentucky | W 13-10 |
| Sept. 24 | Georgia Southern | W 26-10 |
| Oct. 1 | Alcorn State (n2) | L 19-21 |
| Oct. 8 | Mississippi Valley | W 40-3 |
| Oct. 15 | *Morehead State | W 49-0 |
| Oct. 22 | *at Austin Peay | W 36-0 |
| Nov. 5 | *at Eastern Kentucky | L 14-27 |
| Nov. 12 | *at Murray State | L 22-23 |
| Nov. 19 | *Tennessee Tech | W 51-0 |

(n1) - At Vanderbilt (n2) - At Jackson, Miss.
*Ohio Valley Conference Games

1989 (9-4; 6-0 OVC)

OVC Champions

Coach: Boots Donnelly

| | | |
|----------|-----------------------|---------|
| Sept. 2 | Tennessee State (n) | W 36-7 |
| Sept. 9 | at East Tennessee | W 41-6 |
| Sept. 16 | at Western Kentucky | L 16-31 |
| Sept. 21 | ^ at Georgia Southern | L 0-26 |
| Sept. 30 | Chattanooga | W 24-7 |
| Oct. 7 | at N.C. State | L 14-35 |
| Oct. 14 | *at Morehead State | W 34-3 |
| Oct. 21 | *Austin Peay | W 46-7 |
| Nov. 4 | Eastern Kentucky | W 24-19 |
| Nov. 11 | *Murray State | W 32-15 |
| Nov. 18 | *at Tennessee Tech | W 24-3 |

NCAA I-AA Playoffs

| | | |
|---------|-------------------|---------|
| Nov. 25 | Appalachian State | W 24-21 |
|---------|-------------------|---------|

| | | |
|--------|---------------------|--------|
| Dec. 2 | at Georgia Southern | L 3-45 |
|--------|---------------------|--------|

*Ohio Valley Conference Games
(n) - At Vanderbilt ^ ESPN

1990 (11-2; 5-1 OVC)

OVC Champions

Coach: Boots Donnelly

| | | |
|----------|----------------------|---------|
| Sept. 1 | *Tennessee State (n) | W 38-6 |
| Sept. 8 | Georgia Southern | W 16-13 |
| Sept. 15 | East Tennessee | W 48-14 |
| Sept. 22 | Western Kentucky | W 20-7 |
| Sept. 29 | at Chattanooga | W 24-17 |
| Oct. 6 | *at Eastern Kentucky | L 7-10 |
| Oct. 13 | UT-Martin | W 65-17 |
| Oct. 20 | *at Austin Peay | W 56-7 |
| Oct. 27 | *Morehead State | W 37-0 |
| Nov. 10 | *at Murray State | W 31-10 |
| Nov. 17 | *Tennessee Tech | W 42-0 |

NCAA I-AA Playoffs

| | | |
|---------|------------------|---------|
| Nov. 24 | Jackson State | W 28-7 |
| Dec. 1 | ^ at Boise State | L 13-20 |

*Ohio Valley Conference Games
(n) - At Vanderbilt ^ WSMV TV 4

1991 (9-4; 6-1 OVC)

Coach: Boots Donnelly

| | | |
|----------|-------------------------|---------|
| Sept. 7 | *Tennessee State (n)+ | W 42-6 |
| Sept. 21 | *at Eastern Kentucky | L 7-17 |
| Sept. 28 | *Murray State | W 35-3 |
| Oct. 5 | at Western Kentucky | W 23-21 |
| Oct. 12 | *at Austin Peay | W 23-8 |
| Oct. 19 | ^ at Florida State (#1) | L 10-39 |
| Oct. 26 | *Southeast Missouri | W 52-0 |
| Oct. 31 | *UT-Martin | W 51-14 |
| Nov. 9 | at Cincinnati | L 10-30 |
| Nov. 16 | *at Morehead State | W 31-3 |
| Nov. 23 | *at Tennessee Tech | W 28-10 |

NCAA I-AA Playoffs

| | | |
|---------|---------------------|--------------|
| Nov. 30 | Sam Houston | W 20-19 (OT) |
| Dec. 7 | at Eastern Kentucky | L 13-23 |

*Ohio Valley Conference Games
+at Vanderbilt Stadium ^ WSMV TV 4

1992 (10-3; 8-0 OVC)

OVC Champions

Coach: Boots Donnelly

| | | |
|----------|------------------------|---------|
| Sept. 5 | *Tennessee State (n)+ | W 35-31 |
| Sept. 12 | at Nebraska (#11) | L 7-48 |
| Sept. 26 | *at Murray State | W 66-6 |
| Oct. 3 | at Northern Illinois | W 21-13 |
| Oct. 10 | *Austin Peay | W 49-10 |
| Oct. 17 | *Eastern Kentucky | W 38-7 |
| Oct. 24 | *at Southeast Missouri | W 30-16 |
| Oct. 31 | at Georgia Southern | L 10-13 |
| Nov. 7 | *at UT-Martin | W 14-0 |
| Nov. 14 | *Morehead State | W 70-0 |
| Nov. 21 | *Tennessee Tech | W 21-0 |

NCAA I-AA Playoffs

| | | |
|---------|-------------------|---------|
| Nov. 28 | Appalachian State | W 35-10 |
| Dec. 5 | at Marshall | L 21-35 |

*Ohio Valley Conference Games
+Vanderbilt Stadium

1993 (5-6; 4-4 OVC)

Coach: Boots Donnelly

| | | |
|----------|----------------------|---------|
| Sept. 4 | ^ at Hawaii | L 14-35 |
| Sept. 18 | Campbellsville | W 70-13 |
| Sept. 25 | *Murray State | W 45-3 |
| Oct. 2 | *Tennessee State + | L 33-34 |
| Oct. 9 | *at UT-Martin | L 14-24 |
| Oct. 16 | *at Morehead State | W 45-0 |
| Oct. 23 | *Southeast Missouri | W 31-10 |
| Oct. 30 | at Tulsa | L 17-38 |
| Nov. 6 | *Austin Peay | W 44-10 |
| Nov. 13 | *at Eastern Kentucky | L 27-33 |
| Nov. 20 | *at Tennessee Tech | L 14-35 |

*Ohio Valley Conference Games
+at Vanderbilt Stadium ^ Sports South TV

1994 (8-3-1; 7-1 OVC)

Coach: Boots Donnelly

| | | |
|----------|------------------------|---------|
| Sept. 3 | *at Tennessee State | W 45-10 |
| Sept. 10 | at James Madison | L 22-24 |
| Sept. 24 | *at Murray State | W 23-21 |
| Oct. 1 | *Eastern Kentucky | L 27-28 |
| Oct. 8 | *UT-Martin | W 38-7 |
| Oct. 15 | *Morehead State | W 63-6 |
| Oct. 22 | *at Southeast Missouri | W 38-14 |
| Oct. 29 | Jacksonville State | W 45-37 |
| Nov. 5 | *at Austin Peay | W 28-3 |
| Nov. 12 | Illinois State | T 27-27 |
| Nov. 19 | *Tennessee Tech | W 31-3 |

NCAA I-AA Playoffs

| | | |
|---------|-------------|---------|
| Nov. 26 | at Marshall | L 14-49 |
|---------|-------------|---------|

*Ohio Valley Conference Games

1995 (7-4; 6-2 OVC)

Coach: Boots Donnelly

| | | |
|----------|----------------------|---------|
| Sept. 2 | *Tennessee State | W 11-7 |
| Sept. 9 | Georgia Southern (n) | L 26-34 |
| Sept. 16 | *at Morehead State | W 42-0 |
| Sept. 23 | *Murray State | L 0-34 |
| Sept. 30 | UAB | W 28-13 |
| Oct. 7 | *at Austin Peay | W 43-0 |
| Oct. 14 | *at Eastern Kentucky | L 21-34 |
| Oct. 21 | *Southeast Missouri | W 42-0 |
| Nov. 4 | *UT Martin | W 45-17 |
| Nov. 11 | *at Tennessee Tech | W 31-6 |
| Nov. 18 | at Texas A&M | L 14-56 |

(n) - At Atlanta, Ga.
*Ohio Valley Conference Games

1996 (6-5; 4-4 OVC)

Coach: Boots Donnelly

| | | |
|----------|-----------------------|--------------|
| Aug. 31 | at Louisiana Tech | L 0-20 |
| Sept. 7 | *at Tennessee State | L 14-24 |
| Sept. 14 | Chattanooga | W 16-9 |
| Sept. 28 | *at Murray State | L 7-34 |
| Oct. 5 | at Jacksonville State | W 30-23 |
| Oct. 12 | *Austin Peay | W 50-14 |
| Oct. 19 | *Eastern Kentucky | L 13-20 |
| Oct. 26 | *at SE Missouri | L 13-16 (OT) |
| Nov. 9 | *at UT Martin | W 30-12 |
| Nov. 16 | *Eastern Illinois | W 31-24 |
| Nov. 23 | *Tennessee Tech | W 16-10 |

*Ohio Valley Conference Games

1997 (4-6; 2-5 OVC)

Coach: Boots Donnelly

| | | |
|----------|----------------------|---------|
| Sept. 6 | *at Tennessee State | L 16-25 |
| Sept. 13 | ^ at Chattanooga | L 24-33 |
| Sept. 27 | *Murray State | L 17-35 |
| Oct. 4 | Jacksonville State | W 27-16 |
| Oct. 11 | *at UT Martin | W 37-24 |
| Oct. 18 | *at Eastern Illinois | L 17-30 |
| Oct. 25 | *Southeast Missouri | W 55-6 |
| Nov. 8 | Austin Peay | W 59-10 |
| Nov. 15 | *at Eastern Kentucky | L 20-35 |
| Nov. 22 | *at Tennessee Tech | L 20-30 |

*Ohio Valley Conference Games
^ Sports South TV \$WSMV TV 4

1998 (5-5; 5-2 OVC)

Coach: Boots Donnelly

| | | |
|----------|------------------------|---------|
| Sept. 5 | *Tennessee State | W 28-27 |
| Sept. 12 | at Illinois | L 20-48 |
| Sept. 19 | at Jacksonville | L 7-10 |
| Sept. 26 | *#12 Eastern Kentucky | L 24-28 |
| Oct. 3 | *at Tennessee Tech | W 19-16 |
| Oct. 10 | *#13 Murray State | W 35-14 |
| Oct. 24 | *#21 Eastern Illinois | L 22-35 |
| Oct. 31 | *at Southeast Missouri | W 21-19 |



ALL-TIME SCORES

MIDDLE TENNESSEE
BLUE RAIDERS

Nov. 7 *at UT-MartinW 47-33
Nov. 14 at UABL 17-26
(rankings were I-AA)
*Ohio Valley Conference Games

1999
(3-8 [Independent])
Home: 3-2; Road: 0-6
Coach: Andy McCollum

Sept. 4 at Mississippi State L 7-40
Sept. 11 at Arizona (#19) L 19-34
Sept. 18 Wofford W 52-42
Sept. 25 at UL-Lafayette L 31-45
Oct. 2 Troy State (HC) (CSSE TV) L 31-48
Oct. 9 at Arkansas L 6-58
Oct. 16 at Louisiana Tech L 18-42
Oct. 30 at UL-Monroe L 0-10
Nov. 6 UT Martin W 70-14
Nov. 13 UCF L 14-39
Nov. 20 East Tennessee W 24-7
(First season as a I-A member)

2000
(6-5 [Independent])
Home: 5-0; Road: 1-5
Coach: Andy McCollum

Sept. 2 at Illinois (#21) L 6-35
Sept. 9 ^ at Florida (#8) L 0-55
Sept. 16 Murray State W 44-28
Sept. 23 at Maryland L 27-45
Oct. 7 Louisiana Tech W 49-21
Oct. 14 UL-Monroe (HC) W 28-0
Oct. 21 at UAB% L 9-14
Oct. 28 at Mississippi State (#20)\$ L 35-61
Nov. 4 at Connecticut W 66-10
Nov. 11 South Florida# W 45-9
Nov. 18 UL-Lafayette W 41-38 (2 ot)

^ Sunshine Network TV %WSTM TV 4
\$CSS TV #FSN Florida TV

2001
(8-3; 5-1/T1st SBC)
Home: 5-0; Road: 3-3
Co-SBC Champions
Coach: Andy McCollum

Aug. 30 at Vanderbilt W 37-28
Sept. 8 ^ Troy State W 54-17
Sept. 22 *at UL-Monroe W 38-20
Sept. 29 *at UL-Lafayette W 26-9
Oct. 6 *Idaho W 70-58
Oct. 13 *at North Texas L 21-24
Oct. 20 at Ole Miss L 17-45
Oct. 27 *New Mexico State W 39-35
Nov. 3 *Arkansas State W 54-6
Nov. 10 #at LSU L 14-30
Nov. 17 #Connecticut W 38-14

*Sun Belt Conference games
^ CSS TV #WSTMV TV 4

2002
(4-8; 2-4/T4th SBC)
Home: 3-2; Road: 1-6
Coach: Andy McCollum

Aug. 31 ^ at Alabama L 34-39
Sept. 7 %at Tennessee (#4) L 3-26
Sept. 21 at Kentucky L 22-44
Sept. 28 SE Missouri L 14-24
Oct. 5 *at Arkansas State L 7-13
Oct. 12 at Vanderbilt W 21-20
Oct. 19 \$*UL-Lafayette W 48-35
Oct. 26 **at Idaho L 18-21
Nov. 2 *at New Mexico State L 21-24
Nov. 16 \$*UL-Monroe W 44-28
Nov. 23 \$*North Texas L 20-30
Nov. 30 Utah State W 45-28

*Sun Belt Conference games

^ JP Sports TV %Pay-Per-View
\$ESPN Regional TV #Fox Sports NW

2003
(4-8; 4-3/T2nd SBC)
Home: 2-4; Road: 2-4
Coach: Andy McCollum

Aug. 28 Florida Atlantic L 19-20
Sept. 6 #at Georgia (#8) L 10-29
Sept. 13 at Clemson L 14-37
Sept. 20 at Missouri (#23) L 40-41 (ot)
Oct. 4 Temple L 36-44
Oct. 11 *New Mexico State W 35-18
Oct. 18 *at Idaho W 28-21 (ot)
Oct. 25 %*North Texas L 28-33
Nov. 1 *at Utah State L 20-41
Nov. 8 ^%Troy State W 27-20
Nov. 15 *UL-Lafayette L 51-57 (4ot)
Nov. 20 %*at Arkansas State W 24-14

*Sun Belt Conference games ^ Designated Sun Belt game
#Pay-Per-View %ESPN Regional TV

2004
(5-6; 4-4/5th SBC)
Home: 4-1; Road: 1-5
Coach: Andy McCollum

Sept. 11 at Akron W 31-24
Sept. 18 %Florida Atlantic L 20-27
Sept. 25 %*at UL-Lafayette L 17-24
Oct. 2 *at North Texas L 21-30
Oct. 9 *Arkansas State W 45-17
Oct. 16 ^ at #22 Florida L 16-52
Oct. 23 *Idaho W 34-14
Oct. 30 *Utah State W 21-0
Nov. 6 *at New Mexico State L 10-44
Nov. 13 *UL-Monroe W 37-24
Nov. 20 *at Troy L 17-37

*Sun Belt Conference Games
^ Pay-Per-View %ESPN Regional TV
Note: 10/16 UF game originally scheduled for 9/4 but was moved due to Hurricane Frances.

2005
(4-7; 3-4/T4th SBC)
Home: 4-1; Road: 1-5
Coach: Andy McCollum

Sept. 3 at Alabama (#24) ^ L 7-26
Sept. 10 *North Texas% L 7-14
Sept. 17 Akron L 7-17
Oct. 1 at Vanderbilt# W 17-15
Oct. 15 *at Florida Atlantic W 35-14
Oct. 22 *Louisiana-Lafayette L 10-13
Nov. 5 *Arkansas State@ W 45-7
Nov. 12 *Louisiana-Monroe@ L 31-34
Nov. 19 at N.C. State L 3-24
Nov. 26 *at Troy+ W 17-7
Dec. 3 *at Florida International L 31-35

*Sun Belt Conference Games
^ WB 58 TV %ESPN Regional
#UPN 30 TV @MT TV +ESPNU
Note: 12/3 FIU game originally scheduled for 10/29 but was moved due to Hurricane Wilma.

2006
(7-6; 6-1/T1st SBC)
Home: 3-2; Road: 4-3; Neutral: 0-1
Co-SBC Champions
Coach: Rick Stockstill

Aug. 31 *Florida International % W, 7-6
Sept. 9 at Maryland \$ L, 10-24
Sept. 14 Tennessee Tech + W, 44-0
Sept. 23 at Oklahoma (#16) L, 0-59
Sept. 30 *at North Texas % W, 35-0
Oct. 6 Louisville (#8) (Nashville) @ L, 17-44
Oct. 21 *at Louisiana-Monroe W, 35-21
Oct. 28 *at Louisiana-Lafayette W, 34-20

Nov. 4 *Florida Atlantic \$ W, 35-14
Nov. 11 *at Arkansas State W, 38-10
Nov. 18 at South Carolina L, 7-52
Nov. 25 *Troy \$ L, 20-21

Motor City Bowl
Dec. 26 vs Central Michigan ^ L, 14-31
*Sun Belt Conference Games
^ ESPN %ESPN Regional +ESPNU
@ESPN2 \$CSS &PPV

2007
(5-7; 4-3/T3rd SBC)
Home: 2-3; Road: 3-4; Neutral: 0-0
Coach: Rick Stockstill

Sept. 1 *at Florida Atlantic L, 14-27
Sept. 6 at #8 Louisville (ESPN2) L, 42-58
Sept. 15 at #2 LSU (PPV) L, 0-44
Sept. 20 Western Kentucky (ESPN Regional) L, 17-20
Sept. 29 *Florida International W, 47-6
Oct. 6 Virginia (CSS) L, 21-23
Oct. 13 at Memphis W, 21-7
Oct. 20 *Arkansas State W, 24-7
Oct. 27 *at North Texas W, 48-28
Nov. 3 *at Louisiana-Monroe W, 43-40
Nov. 10 *Louisiana-Lafayette L, 24-34
Nov. 20 *at Troy (ESPN2) L, 7-45
*Sun Belt Conference Games

2008
(5-7; 3-4/T5th SBC)
Home: 4-1; Road: 1-6; Neutral: 0-0
Coach: Rick Stockstill

Aug. 28 *Troy (ESPN Regional) L, 17-31
Sept. 6 Maryland (CSS) W, 24-14
Sept. 13 at Kentucky (ESPN GamePlan) L, 20-14
Sept. 20 *at Arkansas State L, 14-31
Sept. 30 *Florida Atlantic (ESPN2) W, 14-13
Oct. 11 *at Florida International L, 21-31
Oct. 18 at Louisville (ESPN GamePlan) L, 23-42
Oct. 25 at Mississippi State (ESPNU) L, 22-31
Nov. 8 *Louisiana-Monroe W, 24-21
Nov. 15 at WKU (CSS) W, 21-10
Nov. 22 *North Texas W, 52-13
Dec. 3 *at Louisiana-Lafayette (ESPN Regional) L, 28-42
*Sun Belt Conference Games

2009
(10-3; 7-1/2nd SBC)
Home: 5-1; Road: 4-2; Neutral: 1-0
New Orleans Bowl Champions
Coach: Rick Stockstill

Sep. 5 at Clemson (ESPN360.com) L, 14-37
Sept. 12 Memphis (CSS) W, 31-14
Sept. 19 at Maryland (ESPN360.com) W, 32-31
Sept. 26 *at North Texas W, 37-21
Oct. 6 *at Troy (ESPN2) L, 7-31
Oct. 17 Mississippi State (ESPNU) L, 6-27
Oct. 24 *WKU (CSS) W, 62-24
Oct. 31 *at Florida Atlantic W, 27-20
Nov. 7 *FIU (ESPN GamePlan) W, 48-21
Nov. 14 *Louisiana-Lafayette (CSS) W, 34-17
Nov. 21 *Arkansas State (ESPN GamePlan) W, 38-14
Nov. 28 *at Louisiana-Monroe (CSS) W, 38-19

New Orleans Bowl
Dec. 20 vs Southern Miss (ESPN) W, 42-32
*Sun Belt Conference Games

2010
(6-7; 5-3/3rd SBC)
Home: 3-3; Road: 3-3; Neutral: 0-1
GoDaddy.com Bowl
Coach: Rick Stockstill

Sep. 2 Minnesota (ESPNU) L, 17-24
Sept. 11 Austin Peay W, 56-33
Sept. 18 at Memphis (tape delay) L, 17-24
Sept. 25 *at Louisiana-Lafayette W, 34-14

ALL-TIME SCORES/COACHES



Alfred B. Miles
1913-16; 1919-23
(36-16-4)
(.678)



Johnny "Red" Floyd
1917; 1935-38
(30-8-1)
(.782)



Guy Stephenson
1924-25
(4-9-2)
(.333)



Frank Faulkinberry
1926-32
(33-26-4)
(.555)



E. M. Waller
1933-34
(3-14-1)
(.194)



Herc Alley
1939
(1-6-1)
(.188)



E. W. Midgett
1940-42; 1946
(17-12-3)
(.578)




Charles Murphy
1947-68
(155-63-8)
(.704)



Bill Peck
1970-74
(27-25-2)
(.519)



Ben Hurt
1975-78
(12-31-1)
(.273)



Boots Donnelly
1979-98
(140-87-1)
(.616)



Andy McCollum
1999-2005
(34-45-0)
(.430)



Rick Stockstill
2006-Present
(72-66-0)
(.522)

| | | |
|----------------------------|-------------------------------|----------|
| Oct. 5 | *Troy (ESPN2) | L, 13-42 |
| Oct. 16 | at Georgia Tech (ESPN3.com) | L, 14-42 |
| Oct. 23 | *Louisiana-Monroe (ESPN3.com) | W, 38-10 |
| Nov. 2 | *at Arkansas State (ESPN2) | L, 24-51 |
| Nov. 13 | *North Texas (ESPN3.com) | L, 17-23 |
| Nov. 20 | *at WKU (CSS) | W, 27-26 |
| Nov. 27 | *FAU (ESPN3.com) | W, 38-14 |
| Dec. 4 | *at FIU (ESPN3.com) | W, 28-27 |
| GoDaddy.com Bowl | | |
| Jan. 6 | vs Miami (Ohio) (ESPN) | L, 21-35 |
| *Sun Belt Conference Games | | |

2011
(2-10; 1-7/8th SBC)
Home: 1-5; Road: 1-5
Coach: Rick Stockstill

| | | |
|----------------------------|-----------------------------|----------------|
| Sep. 3 | at Purdue (Big Ten Network) | L, 24-27 |
| Sep. 10 | Georgia Tech (ESPN3.com) | L, 21-49 |
| Sep. 24 | *at Troy (CSS) | L, 35-38 |
| Oct. 1 | Memphis (ESPN3.com) | W, 38-31 |
| Oct. 6 | *WKU (ESPN3.com) | L, 33-36 (20T) |
| Oct. 22 | *at Florida Atlantic (CSS) | W, 38-14 |
| Oct. 29 | *Louisiana (CSS) | L, 20-45 |
| Nov. 5 | at Tennessee (FS South) | L, 0-24 |
| Nov. 12 | *at Louisiana-Monroe | L, 14-42 |
| Nov. 19 | *Arkansas State (ESPN3.com) | L, 19-45 |
| Nov. 26 | *FIU | L, 18-31 |
| Dec. 3 | *at North Texas | L, 7-59 |
| *Sun Belt Conference Games | | |

2012
(8-4; 6-2/T2nd SBC)
Home: 3-2; Road: 5-2
Coach: Rick Stockstill

| | | |
|---------|----------------------------------|----------|
| Aug. 30 | McNeese State (ESPN3) | L, 21-27 |
| Sep. 8 | *Florida Atlantic (ESPN3) | W, 31-17 |
| Sep. 15 | at Memphis | W, 48-30 |
| Sep. 29 | at Georgia Tech (Raycom) | W, 49-28 |
| Oct. 6 | *Louisiana-Monroe (SBN) | L, 17-31 |
| Oct. 13 | *at FIU | W, 34-30 |
| Oct. 20 | at #15 Mississippi State (ESPN2) | L, 3-45 |
| Oct. 27 | *North Texas (ESPN3) | W, 38-21 |
| Nov. 1 | *at WKU (ESPN3) | W, 34-29 |
| Nov. 17 | *at South Alabama | W, 20-12 |
| Nov. 24 | *Troy (ESPN3) | W, 24-21 |

Dec. 1 *at Arkansas State (ESPN3) L, 0-45
*Sun Belt Conference Game

2013
(8-5; 6-2/T2nd C-USA East Division)
Home: 5-1; Road: 3-3; Neutral: 0-1
Coach: Rick Stockstill

| | | |
|-----------------------------------|---------------------------------|---------------|
| Aug. 29 | Western Carolina | W, 45-24 |
| Sep. 7 | at North Carolina (ACC Network) | L, 20-40 |
| Sep. 14 | Memphis (CSS) | W, 17-15 |
| Sep. 21 | *at Florida Atlantic (CSS) | W, 42-35 (OT) |
| Sep. 27 | at BYU (ESPN3.com) | L, 10-37 |
| Oct. 5 | *East Carolina (FSN) | L, 17-24 |
| Oct. 12 | *at North Texas | L, 7-34 |
| Oct. 24 | *Marshall (FS1) | W, 51-49 |
| Nov. 2 | *at UAB (FSN) | W, 24-21 |
| Nov. 9 | *FIU (FCS) | W, 48-0 |
| Nov. 23 | *at Southern Miss (CSS) | W, 42-21 |
| Nov. 30 | *UTEP (MyTV 30) | W, 48-17 |
| Bell Helicopter Armed Forces Bowl | | |
| Dec. 30 | vs Navy (ESPN) | L, 6-24 |
| *Conference USA Game | | |

2014
(6-6; 5-3/2nd C-USA East Division)
Home: 5-1; Road: 1-5; Neutral: 0-0
Coach: Rick Stockstill

| | | |
|----------------------|-------------------------|----------------|
| Aug. 30 | Savannah State | W, 61-7 |
| Sep. 6 | at Minnesota (BTN) | L, 24-35 |
| Sep. 13 | *WKU (MyTV30) | W, 50-47 (30T) |
| Sep. 20 | at Memphis (ESPN3) | L, 17-36 |
| Sep. 26 | at Old Dominion (FS1) | W, 41-28 |
| Oct. 4 | *Southern Miss (ASN) | W, 37-31 |
| Oct. 11 | *at Marshall (FSN) | L, 24-49 |
| Oct. 18 | *UAB (FCS) | W, 34-22 |
| Nov. 1 | BYU (CBS SN) | L, 7-27 |
| Nov. 15 | *at FIU (ASN) | L, 28-38 |
| Nov. 22 | *Florida Atlantic (ASN) | W, 35-34 |
| Nov. 29 | *at UTEP (ASN) | L, 21-24 |
| *Conference USA Game | | |

2015
(7-6; 6-2/2nd C-USA East Division)
Home: 5-1; Road: 2-4; Neutral: 0-1
Coach: Rick Stockstill

| | | |
|-----------------------------|----------------------------|----------------|
| Sep. 5 | Jackson State | W, 70-14 |
| Sep. 12 | at #2 Alabama (SECN) | L, 10-37 |
| Sep. 19 | *Charlotte | W, 73-14 |
| Sep. 26 | at Illinois (ESPN3.com) | L, 25-27 |
| Oct. 3 | Vanderbilt (CBS SN) | L, 13-17 |
| Oct. 10 | *at WKU (FSN) | L, 28-58 |
| Oct. 17 | *FIU (FSN) | W, 42-34 |
| Oct. 24 | *at LA Tech (ASN) | L, 16-45 |
| Nov. 7 | *Marshall (FSN) | W, 27-24 (30T) |
| Nov. 14 | *at FAU (ASN) | W, 24-17 |
| Nov. 21 | *North Texas (ASN) | W, 41-7 |
| Nov. 28 | *at UTSA (FCS) | W, 42-7 |
| Popeyes Bahamas Bowl | | |
| Dec. 24 | vs Western Michigan (ESPN) | L, 31-45 |
| *Conference USA Game | | |

2016
(8-5; 5-3/3rd C-USA East Division)
Home: 3-2; Road: 5-3; Neutral: 0-0
Coach: Rick Stockstill

| | | |
|----------------------|---------------------------------|---------------|
| Sep. 3 | Alabama A&M | W, 55-0 |
| Sep. 10 | at Vanderbilt (SECN) | L, 24-47 |
| Sep. 17 | at Bowling Green (ESPN3) | W, 41-21 |
| Sep. 24 | *LA Tech (ASN) | W, 38-34 |
| Oct. 1 | *at North Texas (CampusInsider) | W, 30-13 |
| Oct. 15 | *WKU (HC) (ESPN3) | L, 43-44 (OT) |
| Oct. 22 | at Missouri (SECN) | W, 51-45 |
| Oct. 29 | *at FIU (ESPN3) | W, 42-35 |
| Nov. 5 | *UTSA (ESPN3) | L, 25-45 |
| Nov. 12 | *at Marshall (ASN) | L, 17-42 |
| Nov. 19 | *at Charlotte (ESPN3) | W, 38-31 |
| Nov. 26 | *FAU (beInSports) | W, 77-56 |
| Hawai'i Bowl | | |
| Dec. 24 | at Hawai'i (ESPN) | L, 35-52 |
| *Conference USA Game | | |

ALL-TIME CONFERENCE AFFILIATION
1931-42: Southern Intercollegiate Athletic Association
1952-2000: Ohio Valley Conference
2001-2012: Sun Belt Conference
2013- Present: Conference USA



RECORD VS ALL OPPONENTS

MIDDLE TENNESSEE
BLUE RAIDERS

| School | W-L-T | First Met | Last Met |
|------------------------------|---------------|-------------|-------------|
| Akron | 7-2-0 | 1980 | 2005 |
| Alabama | 0-3-0 | 2002 | 2015 |
| Alabama A&M | 1-0-0 | 2016 | 2016 |
| Alcorn State | 0-1-0 | 1988 | 1988 |
| Appalachian State | 1-1-0 | 1974 | 1989 |
| Arizona | 0-1-0 | 1999 | 1999 |
| Arkansas | 0-1-0 | 1999 | 1999 |
| Arkansas State | 9-5-0 | 1948 | 2012 |
| Austin Peay | 39-12-2 | 1936 | 2010 |
| Ball State | 2-4-0 | 1969 | 1974 |
| Baylor (Chatt.) | 1-0-0 | 1917 | 1917 |
| Bedford County | 1-0-0 | 1917 | 1917 |
| Bethel (Ky.) | 3-2-0 | 1920 | 1936 |
| Bethel (Tenn.) | 5-0-0 | 1923 | 1931 |
| Boise State | 0-1-0 | 1990 | 1990 |
| Bowen | 1-0-0 | 1913 | 1913 |
| Bowling Green | 1-0-0 | 2016 | 2016 |
| Bryson | 3-0-0 | 1922 | 1927 |
| BYU | 0-2-0 | 2013 | 2014 |
| Campbellsville | 1-0-0 | 1993 | 1993 |
| Camp Forrest | 1-0-0 | 1942 | 1942 |
| Carson-Newman | 4-0-0 | 1951 | 1976 |
| Castle Heights | 4-0-0 | 1914 | 1917 |
| Central Florida | 0-1-0 | 1999 | 1999 |
| Central Michigan | 0-1-0 | 2006 | 2006 |
| Centre | 0-1-0 | 1946 | 1946 |
| Chattanooga | 11-25-1 | 1916 | 1997 |
| Chattanooga Central | 1-1-0 | 1915 | 1916 |
| Charlotte | 2-0-0 | 2015 | 2016 |
| Cincinnati | 0-1-0 | 1991 | 1991 |
| Clemson | 0-2-0 | 2003 | 2009 |
| Connecticut | 2-0-0 | 2000 | 2001 |
| Cumberland | 9-5-2 | 1914 | 1948 |
| Delaware | 0-2-0 | 1977 | 1978 |
| Delta State | 2-1-0 | 1937 | 1941 |
| East Carolina | 0-1-0 | 2013 | 2013 |
| Eastern Illinois | 1-2-0 | 1996 | 1998 |
| Eastern Kentucky | 19-29-0 | 1953 | 1998 |
| East Tennessee State | 23-12-1 | 1947 | 1999 |
| Elizabeth City | 1-0-0 | 1982 | 1982 |
| Emory and Henry | 0-1-1 | 1951 | 1952 |
| Evansville | 1-0-0 | 1923 | 1923 |
| Florida | 0-2-0 | 2000 | 2004 |
| Florida Atlantic | 11-3-0 | 2003 | 2016 |
| Florida International | 8-4-0 | 2005 | 2016 |
| Florida State | 0-1-0 | 1991 | 1991 |
| Freed-Hardeman | 1-0-0 | 1934 | 1934 |
| F&C | 1-0-0 | 1913 | 1913 |
| Georgia | 0-1-0 | 2003 | 2003 |
| Georgia Southern | 4-7-0 | 1984 | 1995 |
| Georgia Tech | 1-2-0 | 2010 | 2012 |
| Gordon | 1-0-0 | 1941 | 1941 |
| Hawaii | 0-1-0 | 1993 | 1993 |
| Hume-Fogg | 1-0-0 | 1913 | 1913 |
| Idaho | 3-1-0 | 2001 | 2004 |
| Illinois | 0-3-0 | 1998 | 2015 |
| Illinois State | 0-0-1 | 1994 | 1994 |
| Indiana State | 1-0-0 | 1984 | 1984 |
| Jackson State | 2-0-0 | 1990 | 2015 |
| Jacksonville State | 14-2-2 | 1927 | 1998 |
| James Madison | 0-1-0 | 1994 | 1994 |
| Kentucky | 0-2-0 | 2002 | 2008 |
| Lamar Tech | 1-1-0 | 1950 | 1961 |
| Lenoir-Rhyne | 2-0-0 | 1984 | 1985 |
| Liberty Baptist | 1-0-0 | 1982 | 1982 |
| Lincoln Memorial | 2-0-0 | 1930 | 1931 |
| UL-Lafayette | 6-7-0 | 1999 | 2011 |
| UL-Monroe | 9-4-0 | 1999 | 2012 |
| Louisiana Tech | 2-4-0 | 1984 | 2016 |
| Louisville | 0-3-0 | 2006 | 2008 |
| LSU | 0-2-0 | 2001 | 2007 |
| Marshall | 2-4-0 | 1992 | 2016 |
| Maryland | 2-2-0 | 2000 | 2009 |
| Maryville | 6-6-0 | 1920 | 1949 |
| McNeese State | 0-1-0 | 2012 | 2012 |
| Memphis | 17-9-1 | 1925 | 2014 |
| Miami (Fla.) | 2-0-0 | 1931 | 1932 |
| Miami (Ohio) | 0-1-0 | 2011 | 2011 |
| Miles | 1-0-0 | 1986 | 1986 |
| Milligan | 3-1-1 | 1946 | 1950 |
| Millington Navy | 2-0-0 | 1949 | 1950 |
| Minnesota | 0-2-0 | 2010 | 2014 |

| | | | |
|------------------------------|----------------|-------------|-------------|
| Mississippi | 0-1-0 | 2001 | 2001 |
| Mississippi State | 0-5-0 | 1999 | 2012 |
| Mississippi Valley | 2-0-0 | 1987 | 1988 |
| Missouri | 1-1-0 | 2003 | 2016 |
| M.B.A. | 1-0-0 | 1913 | 1913 |
| Morehead State | 37-8-1 | 1950 | 1995 |
| Morgan | 1-1-0 | 1913 | 1924 |
| Morris Harvey | 1-1-0 | 1955 | 1956 |
| Murray State | 37-29-3 | 1925 | 2000 |
| Muskingum | 1-0-0 | 1964 | 1964 |
| Navy | 0-1-0 | 2013 | 2013 |
| Nebraska | 0-1-0 | 1992 | 1992 |
| New Mexico State | 2-2-0 | 2001 | 2004 |
| North Alabama | 19-6-0 | 1927 | 1980 |
| North Carolina | 0-1-0 | 2013 | 2013 |
| North Carolina State | 0-2-0 | 1989 | 2005 |
| North Texas | 7-8-0 | 2001 | 2016 |
| Northern Illinois | 1-1-0 | 1988 | 1993 |
| Oklahoma | 0-1-0 | 2006 | 2006 |
| Ogden | 1-0-0 | 1926 | 1926 |
| Old Dominion | 1-0-0 | 2014 | 2014 |
| Pensacola Navy | 2-4-0 | 1961 | 1969 |
| Piedmont | 2-0-0 | 1929 | 1930 |
| Presbyterian | 1-0-0 | 1959 | 1959 |
| Purdue | 0-1-0 | 2011 | 2011 |
| Sam Houston State | 1-1-0 | 1956 | 1991 |
| Savannah State | 3-0-0 | 1982 | 2014 |
| Sewanee | 0-3-0 | 1916 | 1932 |
| Sewanee "B" | 2-0-0 | 1917 | 1920 |
| Sewanee Frosh | 1-1-0 | 1922 | 1929 |
| Sewanee Military | 1-0-0 | 1917 | 1917 |
| Sewart AFB | 4-0-0 | 1951 | 1954 |
| S.E. Missouri | 9-2-0 | 1947 | 2002 |
| South Alabama | 1-0-0 | 2012 | 2012 |
| South Carolina | 0-1-0 | 2006 | 2006 |
| South Florida | 1-0-0 | 2000 | 2000 |
| South Presbyterian | 2-0-0 | 1915 | 1916 |
| Southern Miss | 3-0-0 | 2009 | 2014 |
| Southwestern | 1-0-0 | 1922 | 1922 |
| SW Missouri | 1-0-0 | 1986 | 1986 |
| Stetson | 0-1-0 | 1925 | 1925 |
| Syracuse | 0-0-0 | 2017 | 2017 |
| Tampa | 0-1-0 | 1942 | 1942 |
| Temple | 0-1-0 | 2003 | 2003 |
| Tennessee | 0-2-0 | 2002 | 2011 |
| Tennessee-Martin | 20-7-1 | 1931 | 1999 |
| Tennessee State | 10-9-0 | 1973 | 1998 |
| Tennessee Tech | 36-32-7 | 1917 | 2006 |
| Tenn. Wesleyan | 0-2-0 | 1930 | 1938 |
| Texas A&M | 0-1-0 | 1995 | 1995 |
| Troy | 12-8-0 | 1936 | 2012 |
| Tulsa | 0-1-0 | 1993 | 1993 |
| Tusculum | 1-0-0 | 1938 | 1938 |
| UAB (Ala.-Birmingham) | 3-2-0 | 1995 | 2014 |
| Union (Tenn.) | 11-3-2 | 1921 | 1951 |
| Utah State | 2-1-0 | 2002 | 2004 |
| UTEP | 1-1-0 | 2013 | 2014 |
| UTSA | 1-1-0 | 2015 | 2016 |
| UT Meds | 0-1-0 | 1921 | 1921 |
| Vanderbilt | 3-14-0 | 1915 | 2016 |
| Vanderbilt "B" | 5-1-1 | 1913 | 1926 |
| Vanderbilt Frosh | 1-1-0 | 1922 | 1929 |
| Vanderbilt Meds | 2-0-0 | 1913 | 1914 |
| Virginia | 0-1-0 | 2007 | 2007 |
| Western Carolina | 3-2-0 | 1973 | 2013 |
| Western Kentucky | 34-31-1 | 1914 | 2016 |
| Western Michigan | 0-1-0 | 2015 | 2015 |
| Winston-Salem | 0-1-0 | 1987 | 1987 |
| Wofford | 1-0-0 | 1999 | 1999 |
| Youngstown State | 3-4-0 | 1981 | 1987 |

HOMEcomings GAMES (51-24-2)

| Date | Opponent | Result |
|---------------|---------------------|----------------|
| 1937 | Tennessee Tech | T 13-13 |
| 1938 | Tennessee Tech | L 0-12 |
| 1939 | Union (Tenn.) | L 3-20 |
| 1940 | Tennessee Tech | W 6-0 |
| 1941 | Memphis State | W 13-12 |
| 1942 | Tennessee Tech | L 6-25 |
| 1943-45 | No Team (WW II) | |
| 1946 | Troy State | W 12-0 |
| 1947 | Tennessee Tech | W 19-0 |
| 1948 | Murray State | L 12-26 |
| 1949 | Tennessee Tech | W 14-0 |
| Nov. 11, 1950 | Murray State | W 34-14 |
| Nov. 22, 1951 | Tennessee Tech | T 14-14 |
| Nov. 9, 1952 | Murray State | L 13-20 |
| Nov. 26, 1953 | Tennessee Tech | L 13-46 |
| Nov. 7, 1954 | Murray State | W 21-13 |
| Nov. 24, 1955 | Tennessee Tech | L 14-55 |
| Nov. 3, 1956 | Murray State | W 39-7 |
| Oct. 4, 1957 | Western Kentucky | W 26-7 |
| Nov. 8, 1958 | Murray State | W 40-0 |
| Oct. 3, 1959 | Western Kentucky | W 37-2 |
| Nov. 5, 1960 | Murray State | W 20-3 |
| Oct. 21, 1961 | UT-Chattanooga | L 12-25 |
| Nov. 7, 1962 | Murray State | W 23-6 |
| Nov. 16, 1963 | East Tennessee | W 23-0 |
| Nov. 7, 1964 | Murray State | W 14-12 |
| Nov. 13, 1965 | East Tennessee | W 43-19 |
| Nov. 5, 1966 | Murray State | W 33-0 |
| Nov. 4, 1967 | Western Kentucky | W 16-14 |
| Nov. 2, 1968 | UT-Martin | W 24-17 |
| Oct. 18, 1969 | Murray State | W 31-24 |
| Oct. 24, 1970 | Austin Peay | W 44-0 |
| Oct. 30, 1971 | Ball State | W 28-7 |
| Oct. 21, 1972 | Austin Peay | W 24-6 |
| Nov. 3, 1973 | Western Kentucky | L 8-42 |
| Oct. 26, 1974 | Austin Peay | W 45-16 |
| Oct. 18, 1975 | Murray State | W 17-5 |
| Oct. 30, 1976 | Austin Peay | L 9-21 |
| Oct. 15, 1977 | Murray State | L 9-13 |
| Oct. 28, 1978 | Austin Peay | L 17-28 |
| Oct. 13, 1979 | Murray State | L 8-29 |
| Oct. 25, 1980 | Austin Peay | L 3-7 |
| Oct. 31, 1981 | Youngstown State | L 10-13 |
| Oct. 22, 1982 | Austin Peay | W 24-7 |
| Oct. 15, 1983 | Murray State | W 17-14 |
| Oct. 20, 1984 | Austin Peay | L 7-16 |
| Oct. 19, 1985 | Murray State | W 31-24 (2 OT) |
| Oct. 11, 1986 | Akron | W 24-12 |
| Oct. 31, 1987 | Youngstown State | L 16-17 |
| Oct. 15, 1988 | Morehead State | W 49-0 |
| Oct. 21, 1989 | Austin Peay | W 46-7 |
| Oct. 27, 1990 | Morehead State | W 37-0 |
| Oct. 26, 1991 | Southeast Missouri | W 52-0 |
| Oct. 10, 1992 | Austin Peay | W 49-10 |
| Oct. 23, 1993 | Southeast Missouri | W 31-10 |
| Oct. 8, 1994 | UT-Martin | W 38-7 |
| Nov. 4, 1995 | UT-Martin | W 45-17 |
| Oct. 12, 1996 | Austin Peay | W 50-14 |
| Oct. 4, 1997 | Jacksonville State | W 27-16 |
| Oct. 10, 1998 | Murray State | W 35-14 |
| Oct. 2, 1999 | Troy State | L 31-48 |
| Oct. 14, 2000 | Louisiana-Monroe | W 28-0 |
| Nov. 3, 2001 | Arkansas State | W 54-6 |
| Nov. 16, 2002 | Louisiana-Monroe | W 44-28 |
| Oct. 11, 2003 | New Mexico St. | W 35-18 |
| Oct. 30, 2004 | Utah State | W 21-0 |
| Oct. 22, 2005 | Louisiana-Lafayette | L 13-10 |
| Nov. 4, 2006 | Florida Atlantic | W 35-14 |
| Nov. 10, 2007 | Louisiana-Lafayette | L 24-34 |
| Nov. 8, 2008 | Louisiana-Monroe | W 24-21 |
| Oct. 24, 2009 | Western Kentucky | W 62-24 |
| Oct. 23, 2010 | Louisiana-Monroe | W 38-10 |
| Oct. 1, 2011 | Memphis | W 38-31 |
| Oct. 6, 2012 | Louisiana-Monroe | L 17-31 |
| Oct. 5, 2013 | East Carolina | L 24-17 |
| Oct. 18, 2014 | UAB | W 34-22 |
| Oct. 3, 2015 | Vanderbilt | L 17-13 |
| Oct. 15, 2016 | WKU | L 44-43 (OT) |

RECORD VS 2017 OPPONENTS



Vanderbilt (VU leads 14-3)

| Year | W/L | Score | Site |
|----------------------|-----|--------------------|------|
| 1915 | L | 51-0 | A |
| 1920 | L | 34-0 | H |
| 1921 | L | 34-0 | A |
| 1922 | L | 38-0 | A |
| 1925 | L | 27-0 | A |
| 1926 | L | 69-0 | A |
| 1936 | L | 45-0 | A |
| 1950 | L | 47-0 | A |
| 1951 | L | 22-7 | A |
| 1953 | L | 31-13 | A |
| 1955 | L | 46-0 | A |
| 1956 | L | 23-13 | A |
| 2001 | W | 37-28 | A |
| 2002 | W | 21-20 | A |
| 2005 | W | 17-15 | A |
| 2015 | L | 17-13 | H |
| 2016 | L | 47-24 | A |
| At Murfreesboro: 0-2 | | At Nashville: 3-12 | |

Syracuse (First Meeting)

| Year | W/L | Score | Site |
|----------------------|-----|------------------|------|
| 2017 | | | |
| At Murfreesboro: 0-0 | | At Syracuse: 0-0 | |

Minnesota (Minnesota leads 2-0)

| Year | W/L | Score | Site |
|----------------------|-----|-------------------|------|
| 2010 | L | 24-17 | H |
| 2014 | L | 35-24 | A |
| At Murfreesboro: 0-1 | | At Minnesota: 0-1 | |

Bowling Green (MT leads 1-0)

| Year | W/L | Score | Site |
|----------------------|-----|-----------------------|------|
| 2016 | W | 41-21 | A |
| At Murfreesboro: 0-0 | | At Bowling Green: 1-0 | |

Florida Atlantic (MT leads 11-3)

| Year | W/L | Score | Site |
|------|-----|------------|------|
| 2003 | L | 20-19 | H |
| 2004 | L | 27-20 | H |
| 2005 | W | 35-14 | A |
| 2006 | W | 35-14 | H |
| 2007 | L | 14-27 | A |
| 2008 | W | 14-13 | H |
| 2009 | W | 27-20 | A |
| 2010 | W | 38-14 | H |
| 2011 | W | 38-14 | A |
| 2012 | W | 31-17 | H |
| 2013 | W | 42-35 (ot) | A |
| 2014 | W | 35-34 | H |
| 2015 | W | 24-17 | A |

| | | | |
|----------------------|---|--------------------|---|
| 2016 | W | 77-56 | H |
| At Murfreesboro: 6-2 | | At Boca Raton: 5-1 | |

Florida International (MT leads 8-4)

| Year | W/L | Score | Site |
|----------------------|-----|---------------|------|
| 2005 | L | 35-31 | A |
| 2006 | W | 7-6 | H |
| 2007 | W | 47-6 | H |
| 2008 | L | 21-31 | A |
| 2009 | W | 48-21 | H |
| 2010 | W | 28-27 | A |
| 2011 | L | 18-31 | H |
| 2012 | W | 34-30 | A |
| 2013 | W | 48-0 | H |
| 2014 | L | 38-28 | A |
| 2015 | W | 42-34 | H |
| 2016 | W | 42-35 | A |
| At Murfreesboro: 5-1 | | At Miami: 3-3 | |

UAB (MT leads 3-2)

| Year | W/L | Score | Site |
|----------------------|-----|--------------------|------|
| 1995 | W | 28-13 | H |
| 1998 | L | 26-17 | A |
| 2000 | L | 14-9 | A |
| 2013 | W | 24-21 | A |
| 2014 | W | 34-22 | H |
| At Murfreesboro: 2-0 | | At Birmingham: 1-2 | |

Marshall (MU leads 4-2)

| Year | W/L | Score | Site |
|----------------------|-----|--------------------|------|
| 1992 | L | 35-21 | A |
| 1994 | L | 49-14 | A |
| 2013 | W | 51-49 | H |
| 2014 | L | 49-24 | A |
| 2015 | W | 27-24 (3OT) | H |
| 2016 | L | 42-17 | A |
| At Murfreesboro: 2-0 | | At Huntington: 0-4 | |

UTEP (tied 1-1)

| Year | W/L | Score | Site |
|----------------------|-----|---------------------|------|
| 2013 | W | 48-17 | H |
| 2014 | L | 24-21 | A |
| At Murfreesboro: 1-0 | | At San Antonio: 0-1 | |

Charlotte (MT leads 2-0)

| Year | W/L | Score | Site |
|----------------------|-----|-------------------|------|
| 2015 | W | 73-14 | H |
| 2016 | W | 38-31 | A |
| At Murfreesboro: 1-0 | | At Charlotte: 1-0 | |

Western Kentucky (MT leads 34-31-1)

| Year | W/L | Score | Site |
|--------------------------|-----|-------------------------|------|
| 1914 | W | 47-0 | H |
| 1915 | W | 47-0 | A |
| 1921 | W | 15-7 | H |
| 1922 | L | 31-0 | A |
| 1924 | L | 44-0 | H |
| 1925 | T | 7-7 | H |
| 1928 | L | 19-0 | H |
| 1929 | L | 19-0 | A |
| 1930 | L | 13-7 | A |
| 1931 | L | 12-0 | A |
| 1932 | L | 21-7 | H |
| 1933 | L | 32-0 | A |
| 1934 | L | 14-0 | H |
| 1935 | W | 7-0 | H |
| 1936 | W | 9-0 | A |
| 1939 | L | 26-2 | H |
| 1940 | L | 13-0 | A |
| 1941 | L | 15-7 | H |
| 1952 | L | 33-19 | A |
| 1953 | W | 13-0 | H |
| 1954 | L | 7-6 | A |
| 1955 | W | 25-13 | H |
| 1956 | W | 7-6 | A |
| 1957 | W | 26-7 | H |
| 1958 | W | 10-7 | H |
| 1959 | W | 37-2 | H |
| 1960 | L | 20-13 | A |
| 1961 | W | 14-6 | H |
| 1962 | W | 17-0 | A |
| 1963 | L | 16-6 | H |
| 1964 | W | 9-0 | A |
| 1965 | W | 21-0 | H |
| 1966 | W | 33-9 | A |
| 1967 | W | 16-14 | H |
| 1968 | L | 43-2 | A |
| 1969 | L | 28-14 | H |
| 1970 | W | 17-13 | A |
| 1971 | W | 27-13 | H |
| 1972 | W | 21-17 | A |
| 1973 | L | 42-8 | H |
| 1974 | L | 36-10 | A |
| 1975 | L | 24-10 | H |
| 1976 | L | 38-7 | A |
| 1977 | W | 21-19 | H |
| 1978 | L | 54-0 | A |
| 1979 | L | 17-12 | H |
| 1980 | L | 30-15 | A |
| 1981 | W | 31-17 | H |
| 1982 | W | 31-16 | A |
| 1983 | W | 26-7 | H |
| 1984 | W | 45-24 | A |
| 1985 | W | 41-9 | H |
| 1987 | L | 28-16 | A |
| 1988 | W | 13-10 | H |
| 1989 | L | 31-16 | A |
| 1990 | W | 20-7 | H |
| 1991 | W | 23-21 | A |
| 2007 | L | 17-20 | H |
| 2008 | W | 21-10 | A |
| 2009 | W | 62-24 | H |
| 2010 | W | 27-26 | A |
| 2011 | L | 33-36 (2OT) | H |
| 2012 | W | 34-29 | A |
| 2014 | W | 50-47 (OT) | H |
| 2015 | L | 58-28 | A |
| 2016 | L | 44-43 (OT) | H |
| At Murfreesboro: 20-14-1 | | At Bowling Green: 14-17 | |

Old Dominion (MT leads 1-0)

| Year | W/L | Score | Site |
|----------------------|-----|-----------------|------|
| 2014 | W | 41-28 | A |
| At Murfreesboro: 0-0 | | At Norfolk: 1-0 | |

2016 Hawai'i Bowl

Honolulu, Hawai'i (Aloha Stadium)/Dec. 24, 2016
Hawai'i 52, Middle Tennessee 35



HONOLULU – Middle Tennessee started fast but couldn't finish in a 45-31 setback against Western Michigan in the Popeyes Bahamas Bowl.

The game was close throughout and it was tied 31-31 in the fourth quarter, but Western Michigan (8-6) scored 14 unanswered points to come away with the victory. The loss ended a four-game win streak for the Blue Raiders (7-6).

Freshman quarterback Brent Stockstill completed 26-of-39 passes for 327 yards and three touchdowns in the setback. Stockstill set a new single-season NCAA freshman passing completions mark after connecting on 26 passes against Western Michigan. Stockstill ended the season with 327 completions to break the previous record of 321 set by Kentucky's Jared Lorenzen in 2000.

Classmate Richie James capped a solid season with another solid game. James had eight receptions for 126 yards – his fifth game with 100-plus yards – and three touchdowns. James had two receiving touchdowns and one rushing score of 46 yards. He also set a new single-season receiving mark with 1,346 on the season – good enough to break Kerry Wright's mark of 1,280 yards set in 2003.

Senior receiver Ed Batties capped his career with five receptions for 88 yards.

Trailing 31-24 early in the fourth quarter, Middle Tennessee evened the score in a manner its fans have become accustomed to – Stockstill connecting with James. The freshmen struck once again with Stockstill finding James for a 29-yard touchdown to tie the game, 31-31, with 9:41 remaining. It was Stockstill's third passing touchdown of the game, and James third score overall with two receiving scores and one rushing touchdown.

Western Michigan's Jamauri Bogan ran in from 1 yard out as the Broncos reclaimed the advantage, 38-31, with 6:12 remaining. Stockstill was intercepted on Middle Tennessee's next possession and Western Michigan cashed in when Bogan scored from the 1, his fourth touchdown of the game, to push the lead to 45-31 with 5:00 remaining.

The Blue Raiders were highly representative from the outset.

Middle Tennessee wasted no time in getting the scoring started when James took a handoff and went around the left end for 46 yards and a Blue Raider touchdown. The rapid score capped a five-play, 75-yard drive in just 1:17 and staked the Blue Raiders to a 7-0 lead following Cody Clark's point after.

Western Michigan stormed right back with a big play of its own and evened the score on a 62-yard touchdown run from Bogan with 12:43 remaining in the first quarter.

The fast start to the Bahamas Bowl continued when the Blue Raiders regained possession. Middle Tennessee turned in another five-play, 75-yard drive ending with a James touchdown. Stockstill connected with James for a 44-yard touchdown strike that went down as the longest scoring pass for the Blue Raiders in a bowl game. It provided them a 14-7 lead with 11:04 remaining in the first quarter.

Middle Tennessee's defense got into the action when it came up with a big stand on Western Michigan's ensuing possession. The Broncos had the ball first-and-goal at the 5 and the drive eventually ended with a missed 30-yard field goal. An unsportsmanlike conduct penalty hampered the drive for Western Michigan.

After Western Michigan came back with a 47-yard field goal to narrow the lead to

14-10, Clark answered with a 23-yard effort of his own to push Middle Tennessee ahead 17-10 with 1:04 remaining. By the end of the quarter, the teams were tied, 17-17, following a long run for Central Michigan.

The teams combined for almost 500 yards of total offense in the first quarter with each gaining 241 for a total of 482.

Defensive lineman Justin Akins came up with the first big defensive play when he intercepted a WMU pass to give the Blue Raiders possession at the plus 19. The play didn't end as a highlight after the offense was stopped at the 1 and unable to turn the miscue into points.

WMU started at its 1 but was able to flip the field after driving to the Blue Raiders' 45 before being forced to punt. Michael Minter's pass break-up on third-down ended the drive and forced the punt, and MT took over at its 14.

After a high-scoring, fast-paced first quarter, the game turned into a defensive showcase in the second quarter. The teams combined for nearly 500 first-quarter yards, but just 147 in the second quarter with the Blue Raiders gaining 56, and the Broncos, 91.

WMU came up with the first big play of the second half. The Broncos went for it on 4th-and-1 from the Blue Raider 46, and turned it into a 46-yard touchdown on the strength of a Bogan run. It gave the Broncos their first lead of the game, 24-17, with 12:03 remaining in the third.

MT's defense continued to play well and the offense finally capitalized on field position when it took over at the Broncos 32 late in the third quarter. Two plays later, Stockstill connected with Collins for a 17-yard touchdown. It was Stockstill's second touchdown of the game, tying a Blue Raider bowl record, and tying the game, 24-24, with 18 seconds remaining in the third quarter.

| Scoring Summary | | 1 | 2 | 3 | 4 | Score |
|-------------------|--|----|----|----|---|-------|
| Score by Quarters | | | | | | |
| Middle Tennessee | | 14 | 7 | 7 | 7 | 35 |
| Hawai'i | | 14 | 21 | 10 | 7 | 52 |

| | | | |
|-----|-------|----|--|
| 1st | 12:09 | MT | Mathers 20 run (Rooker PAT), 4-74, 1:26 |
| 1st | 9:46 | MT | James 51 pass from Stockstill (Rooker PAT), 2-70, :45 |
| 1st | 4:09 | UH | Unga 18 pass from Brown (Sanchez PAT), 1-18, :05 |
| 1st | 2:39 | UH | Lakalaka 1 run (Sanchez PAT), 3-45, :22 |
| 2nd | 11:43 | UH | Brown 2 run (Sanchez PAT), 8-80, 4:01 |
| 2nd | 7:30 | UH | Henderson 68 INT return (Sanchez PAT) |
| 2nd | 1:41 | MT | Lee 3 pass from Stockstill (Rooker PAT), 6-82, 1:40 |
| 2nd | :22 | UH | Kemp 39 pass from Brown (Sanchez PAT), 5-55, 1:13 |
| 3rd | 9:46 | UH | Sanchez 23 FG, 8-53, 3:32 |
| 3rd | 7:51 | MT | Andrews 10 pass from Stockstill (Rooker PAT), 7-75, 1:55 |
| 3rd | 1:15 | UH | Unga 12 pass from Brown (Sanchez PAT), 12-76, 6:36 |
| 4th | 10:09 | MT | Lee 13 pass from Stockstill (Rooker PAT), 3-55, 1:15 |
| 4th | 3:31 | UH | Collie 4 pass from Brown (Sanchez PAT), 11-84, 6:33 |

| | MT | UH |
|---|---------|---------|
| FIRST DOWNS | 29 | 18 |
| Rushing..... | 6 | 8 |
| Passing..... | 18 | 10 |
| Penalty..... | 5 | 0 |
| NET YARDS RUSHING | 110 | 205 |
| Rushing Attempts..... | 23 | 42 |
| Average Per Rush..... | 4.8 | 4.9 |
| Rushing Touchdowns..... | 1 | 2 |
| Yards Gained Rushing..... | 131 | 232 |
| Yards Lost Rushing..... | 21 | 27 |
| NET YARDS PASSING | 432 | 295 |
| Completions-Attempts-Int..... | 30-51-2 | 21-31-0 |
| Average Per Attempt..... | 8.5 | 9.5 |
| Average Per Completion..... | 14.4 | 14.0 |
| Passing Touchdowns..... | 4 | 4 |
| TOTAL OFFENSE YARDS | 542 | 500 |
| Total offense plays..... | 74 | 73 |
| Average Gain Per Play..... | 7.3 | 6.8 |
| Fumbles: Number-Lost..... | 2-1 | 0-0 |
| Penalties: Number-Yards..... | 9-90 | 11-114 |
| PUNTS-YARDS | 3-134 | 3-137 |
| Average Yards Per Punt..... | 44.7 | 45.7 |
| Net Yards Per Punt..... | 38.0 | 44.0 |
| Inside 20..... | 0 | 1 |
| 50+ Yards..... | 1 | 1 |
| Touchbacks..... | 1 | 0 |
| Fair catch..... | 2 | 2 |
| KICKOFFS-YARDS | 6-370 | 9-568 |
| Average Yards Per Kickoff..... | 61.7 | 63.1 |
| Net Yards Per Kickoff..... | 36.7 | 43.0 |
| Touchbacks..... | 1 | 5 |
| Punt returns: Number-Yards-TD | 1-5-0 | 0-0-0 |
| Average Per Return..... | 5.0 | 0.0 |
| Kickoff returns: Number-Yds-TD | 3-56-0 | 5-125-0 |
| Average Per Return..... | 18.7 | 25.0 |
| Interceptions: Number-Yds-TD | 0-0-0 | 2-68-1 |
| Fumble Returns: Number-Yds-TD | 0-0-0 | 1-12-0 |
| Miscellaneous Yards..... | 0 | 0 |
| Possession Time | 23:24 | 36:36 |
| 1st Quarter..... | 5:34 | 9:26 |
| 2nd Quarter..... | 8:46 | 6:14 |
| 3rd Quarter..... | 4:52 | 10:08 |
| 4th Quarter..... | 4:12 | 10:48 |
| Third-Down Conversions..... | 4 of 11 | 8 of 16 |
| Fourth-Down Conversions..... | 1 of 3 | 2 of 4 |
| Red-Zone Scores-Chances..... | 4-5 | 6-7 |
| Touchdowns..... | 4-5 | 5-7 |
| Field goals..... | 0-5 | 1-7 |
| Sacks By: Number-Yards..... | 1-4 | 1-3 |
| PAT Kicks..... | 5-5 | 7-7 |

RUSHING: Middle Tennessee-MATHERS, I. 12-57; JAMES, Richie 6-39; STOCKSTILL, B. 3-8; ANDREWS, Dennis 2-6. Hawai'i-SAINT JUSTE, D. 25-170; HARRIS, Paul 4-31; BROWN, Dru 9-23; LAKALAKA, S. 2-1; Team 2-minus 20.

PASSING: Middle Tennessee-STOCKSTILL, B. 30-51-2-432. Hawai'i-BROWN, Dru 20-30-0-274; CAMANSE-STEVENS 1-1-0-21.

RECEIVING: Middle Tennessee-LEE, Ty 10-100; JAMES, Richie 8-162; ANDREWS, Dennis 4-58; MATHERS, I. 4-44; BRUCE, Jocquez 2-31; WINDHAM, CJ 1-25; WEST, Terelle 1-12. Hawai'i-URSUA, John 6-120; COLLIE, Dylan 4-17; KEMP, Marcus 3-64; UNGA, M. 3-54; BARKER, Ammon 1-21; EWALIKO, Keelan 1-12; CAMANSE-STEVENS 1-6; SAINT JUSTE, D. 1-2; ALLEN, Dejon 1-minus 1.

INTERCEPTIONS: Middle Tennessee-None. Hawai'i-HENDERSON, T. 1-68; ROGERS, Jalen 1-0.

FUMBLES: Middle Tennessee-JAMES, Richie 1-0; STOCKSTILL, B. 1-1. Hawai'i-None.

Attendance: 23,175 Game Time: 3:46 Weather: 79 degrees

2015 Popeyes Bahamas Bowl

Nassau, Bahamas (Thomas A. Robinson National Stadium)/Dec. 24, 2015

Western Michigan 45, Middle Tennessee 31



NASSAU, Bahamas – Middle Tennessee started fast but couldn't finish in a 45-31 setback against Western Michigan in the Popeyes Bahamas Bowl.

The game was close throughout and it was tied 31-31 in the fourth quarter, but Western Michigan (8-6) scored 14 unanswered points to come away with the victory. The loss ended a four-game win streak for the Blue Raiders (7-6).

Freshman quarterback Brent Stockstill completed 26-of-39 passes for 327 yards and three touchdowns in the setback. Stockstill set a new single-season NCAA freshman passing completions mark after connecting on 26 passes against Western Michigan. Stockstill ended the season with 327 completions to break the previous record of 321 set by Kentucky's Jared Lorenzen in 2000.

Classmate Richie James capped a solid season with another solid game. James had eight receptions for 126 yards – his fifth game with 100-plus yards – and three touchdowns. James had two receiving touchdowns and one rushing score of 46 yards. He also set a new single-season receiving mark with 1,346 on the season – good enough to break Kerry Wright's mark of 1,280 yards set in 2003.

Senior receiver Ed Batties capped his career with five receptions for 88 yards.

Trailing 31-24 early in the fourth quarter, Middle Tennessee evened the score in a manner its fans have become accustomed – Stockstill connecting with James. The freshmen struck once again with Stockstill finding James for a 29-yard touchdown to tie the game, 31-31, with 9:41 remaining. It was Stockstill's third passing touchdown of the game, and James third score overall with two receiving scores and one rushing touchdown.

Western Michigan's Jamauri Bogan ran in from 1 yard out as the Broncos reclaimed the advantage, 38-31, with 6:12 remaining. Stockstill was intercepted on Middle Tennessee's next possession and Western Michigan cashed in when Bogan scored from the 1, his fourth touchdown of the game, to push the lead to 45-31 with 5:00 remaining.

The Blue Raiders were highly representative from the outset.

Middle Tennessee wasted no time in getting the scoring started when James took a handoff and went around the left end for 46 yards and a Blue Raider touchdown. The rapid score capped a five-play, 75-yard drive in just 1:17 and staked the Blue Raiders to a 7-0 lead following Cody Clark's point after.

Western Michigan stormed right back with a big play of its own and evened the score on a 62-yard touchdown run from Bogan with 12:43 remaining in the first quarter.

The fast start to the Bahamas Bowl continued when the Blue Raiders regained possession. Middle Tennessee turned in another five-play, 75-yard drive ending with a James touchdown. Stockstill connected with James for a 44-yard touchdown strike that went down as the longest scoring pass for the Blue Raiders in a bowl game. It provided them a 14-7 lead with 11:04 remaining in the first quarter.

Middle Tennessee's defense got into the action when it came up with a big stand on Western Michigan's ensuing possession. The Broncos had the ball first-and-goal at the 5 and the drive eventually ended with a missed 30-yard field goal. An unsportsmanlike conduct penalty hampered the drive for Western Michigan.

After Western Michigan came back with a 47-yard field goal to narrow the lead to

14-10, Clark answered with a 23-yard effort of his own to push Middle Tennessee ahead 17-10 with 1:04 remaining. By the end of the quarter, the teams were tied, 17-17, following a long run for Central Michigan.

The teams combined for almost 500 yards of total offense in the first quarter with each gaining 241 for a total of 482.

Defensive lineman Justin Akins came up with the first big defensive play when he intercepted a WMU pass to give the Blue Raiders possession at the plus 19. The play didn't end as a highlight after the offense was stopped at the 1 and unable to turn the miscue into points.

WMU started at its 1 but was able to flip the field after driving to the Blue Raiders' 45 before being forced to punt. Michael Minter's pass break-up on third-down ended the drive and forced the punt, and MT took over at its 14.

After a high-scoring, fast-paced first quarter, the game turned into a defensive showcase in the second quarter. The teams combined for nearly 500 first-quarter yards, but just 147 in the second quarter with the Blue Raiders gaining 56, and the Broncos, 91.

WMU came up with the first big play of the second half. The Broncos went for it on 4th-and-1 from the Blue Raider 46, and turned it into a 46-yard touchdown on the strength of a Bogan run. It gave the Broncos their first lead of the game, 24-17, with 12:03 remaining in the third.

MT's defense continued to play well and the offense finally capitalized on field position when it took over at the Broncos 32 late in the third quarter. Two plays later, Stockstill connected with Collis for a 17-yard touchdown. It was Stockstill's second touchdown of the game, tying a Blue Raider bowl record, and tying the game, 24-24, with 18 seconds remaining in the third quarter.

Scoring Summary

| Score by Quarters | 1 | 2 | 3 | 4 | Score |
|-------------------|----|---|---|----|-------|
| WMU | 17 | 0 | 7 | 21 | 45 |
| Middle Tennessee | 17 | 0 | 7 | 7 | 31 |

| | | | |
|-----|-------|----|---|
| 1st | 13:43 | MT | James 46 run (Clark PAT), 5-75, 1:17 |
| 1st | 12:43 | WM | Bogan 62 run (Haldeman PAT), 3-71, 1:00 |
| 1st | 11:04 | MT | James 44 pass from Stockstill (Clark PAT), 5-75, 1:39 |
| 1st | 3:23 | WM | Haldeman 47 FG, 6-28, 2:39 |
| 1st | 1:04 | MT | Clark 23 FG, 6-69, 2:19 |
| 1st | :03 | WM | Davis 80 pass from Terrell (Haldeman PAT), 2-85, 1:01 |
| 3rd | 12:03 | WM | Bogan 46 run (Haldeman PAT), 6-69, 2:57 |
| 3rd | :18 | MT | Collis 17 pass from Stockstill (Clark PAT), 2-32, :28 |
| 4th | 12:47 | WM | Braverman 68 pass from Terrell (Haldeman PAT), 5-75, 2:31 |
| 4th | 9:41 | MT | James 29 pass from Stockstill (Clark PAT), 6-70, 3:06 |
| 4th | 6:12 | WM | Bogan 1 run (Haldeman PAT), 6-82, 3:29 |
| 4th | 5:00 | WM | Bogan 1 run (Haldeman PAT), 2-4, :47 |

| | MT | WMU |
|---------------------------------------|---------|---------|
| FIRST DOWNS | 18 | 18 |
| Rushing | 7 | 10 |
| Passing | 11 | 8 |
| Penalty | 0 | 0 |
| NET YARDS RUSHING | 115 | 282 |
| Rushing Attempts | 26 | 41 |
| Average Per Rush | 4.4 | 6.9 |
| Rushing Touchdowns | 1 | 4 |
| Yards Gained Rushing | 137 | 296 |
| Yards Lost Rushing | 22 | 14 |
| NET YARDS PASSING | 327 | 331 |
| Completions-Attempts-Int | 26-39-1 | 19-27-1 |
| Average Per Attempt | 8.4 | 12.3 |
| Average Per Completion | 12.6 | 17.4 |
| Passing Touchdowns | 3 | 2 |
| TOTAL OFFENSE YARDS | 442 | 613 |
| Total offense plays | 65 | 68 |
| Average Gain Per Play | 6.8 | 9.0 |
| Fumbles: Number-Lost | 1-1 | 2-0 |
| Penalties: Number-Yards | 5-40 | 9-62 |
| PUNTS-YARDS | 5-224 | 4-122 |
| Average Yards Per Punt | 44.8 | 30.5 |
| Net Yards Per Punt | 40.0 | 29.2 |
| Inside 20 | 2 | 1 |
| 50+ Yards | 1 | 0 |
| Touchbacks | 1 | 0 |
| KICKOFFS-YARDS | 6-368 | 8-515 |
| Average Yards Per Kickoff | 61.3 | 64.4 |
| Net Yards Per Kickoff | 38.7 | 38.6 |
| Touchbacks | 1 | 6 |
| Punt returns: Number-Yards-TD | 2-5-0 | 1-4-0 |
| Average Per Return | 2.5 | 4.0 |
| Kickoff returns: Number-Yds-TD | 2-56-0 | 5-111-0 |
| Average Per Return | 28.0 | 22.2 |
| Interceptions: Number-Yds-TD | 1-0-0 | 1-29-0 |
| Fumble Returns: Number-Yds-TD | 0-0-0 | 1-1-0 |
| Possession Time | 25:12 | 34:48 |
| 1st Quarter | 6:21 | 8:39 |
| 2nd Quarter | 7:34 | 7:26 |
| 3rd Quarter | 6:24 | 8:36 |
| 4th Quarter | 4:53 | 10:07 |
| Third-Down Conversions | 5 of 14 | 3 of 12 |
| Fourth-Down Conversions | 0 of 2 | 1 of 1 |
| Red-Zone Scores-Chances | 2-3 | 2-4 |
| Touchdowns | 1-3 | 2-4 |
| Field Goals | 1-3 | 0-4 |
| Sacks By: Number-Yards | 2-5 | 3-19 |
| PAT Kicks | 4-4 | 6-6 |
| Field Goals | 1-1 | 1-2 |
| Points off turnovers | 0 | 7 |

RUSHING: Middle Tennessee-JAMES, Richie 2-61; TUCKER, Shane 10-30; STOCKSTILL, B. 9-22; PARKER, Jordan 5-2, Western Michigan-BOGAN, Jamauri 19-215; FRANKLIN, J. 7-36; BELLAMY, L. 5-24; FLACCO, Tom 2-10; TERRELL, Zach 3-4; ERNSBERGER, D. 1-2; TEAM 4-minus 9.

PASSING: Middle Tennessee-STOCKSTILL, B. 26-39-1-327, Western Michigan-TERRELL, Zach 18-26-1-297; FLACCO, Tom 1-1-0-34.

RECEIVING: Middle Tennessee-JAMES, Richie 8-126; BATTIES, Ed 5-88; PARKER, Jordan 3-18; FRAZIER, D. 3-11; TUCKER, Shane 3-7; COLLIS, C. 2-49; PETTIS, Terry 1-19; GRAMMER, Austin 1-9, Western Michigan-DAVIS, Corey 8-183; BRAVERMAN, D. 5-101; MULLINAX, J. 2-20; ROBERTS, K. 1-9; FRANKLIN, J. 1-7; HENRY, Michael 1-6; BELLAMY, L. 1-5.

INTERCEPTIONS: Middle Tennessee-AKINS, Justin 1-0, Western Michigan-ATKINS, R. 1-29.

FUMBLES: Middle Tennessee-PARKER, Jordan 1-1, Western Michigan-TEAM 1-0; FRANKLIN, J. 1-0.

Attendance: 13,123 Game Time: 3:38 Weather: 81 degrees

2013 Armed Forces Bowl

Fort Worth, TX (Amon G. Carter Stadium)/Dec. 30, 2013

Navy 24, Middle Tennessee 6



by Adam Sparks, DNJ

FORT WORTH, TX - MTSU's resilient season met an awkward end.

Missed opportunities, a deficit from the early minutes and accusations of dirty play on ESPN's national airwaves spoiled the Blue Raiders' first bowl trip in three years in a 24-6 loss to Navy in the Armed Forces Bowl.

MTSU head coach Rick Stockstill made no apologies.

"I thought this was a heck of a game. I thought it was very physical, and I loved the way we played," Stockstill said. "It hurts to lose this game, but I was really proud of how we played."

A tight 10-6 game got out of hand with two late touchdown runs by Navy (9-4). But even before that, the Blue Raiders (8-5) never found their footing in their first-ever meeting with the Midshipmen.

MTSU was off kilter from the start, showing none of the cooperative play-making the offense and defense shared throughout the team's five-game win streak that was snapped.

Navy's triple-option offense drove down the field with ease for a touchdown on its opening score.

After that, the defense dug in and kept Navy out of the end zone until the fourth quarter. But MTSU's offense never held up its end and squandered chances to turn the game its way.

"We needed to score when we got into the red zone," said running back Jeremiah Bryson, a Smyrna graduate. "If we had capitalized on those chances that we got, this would have been a different game and we could have gotten the W."

Countering Navy's clock-milking ground attack, MTSU had only nine possessions and failed to make them count.

The Blue Raiders settled for a field goal on their opening drive after quarterback Logan Kilgore took a costly sack and tossed an incomplete pass into thick coverage.

Another drive stalled at the 7-yard line and led to Cody Clark's second field goal to trim Navy's lead to 10-6.

MTSU's defense recovered two Navy fumbles, both coughed up by quarterback Keenan Reynolds. It marked the Midshipmen's first turnovers in six games, as they entered the day with the fewest giveaways in the nation. MTSU linebacker TT Barber recovered both fumbles, setting an Armed Forces Bowl individual record and earning co-MVP honors. But neither takeaway yielded points for the Blue Raiders.

The back-breaker came on MTSU's opening drive of the second half. Still trailing 10-6, the Blue Raiders' up-tempo attack moved quickly into the red zone. But Corey Carmichael was stuffed for a 1-yard run at the 6-yard line on fourth-and-2, ending MTSU's opportunity to take its first lead.

"We knew going in that there would be a limited number of possessions," Stockstill said. "We weren't going to beat them with field goals. That's why we went for it on the first drive of the third quarter. Give Navy credit. They got it done there in the fourth quarter."

Navy, the nation's No. 2 rushing offense, ran for 366 yards. Reynolds, a former Goodpasture standout, led the way with 86 yards on 20 carries to earn co-MVP honors. He scored

twice on runs of 3 yards and 1 yard – extending his single-season count to 31 rushing TDs for an NCAA record for quarterbacks.

Out of opportunities, the game got away from MTSU in the fourth quarter.

Kilgore tossed two interceptions on MTSU's final three drives. The picks were sandwiched between two rushing TDs by Navy – Reynolds' 1-yard run and DeBrandon Sanders' 41-yard scamper on an option pitch.

"You know we said it all week, you can't turn the ball over against these guys," Kilgore said. "We knew possessions were going to be limited. After the turnover, you saw they scored. Obviously, we are in crunch mode and trying to make a play on the second one."

Kilgore was 19-of-33 passing for 218 yards, no TDs and two interceptions. MTSU ran for only 91 yards after rushing for more than 200 yards in all of its previous five games.

Senior wideout Kyle Griswold tied an Armed Forces Bowl record with nine receptions.

MTSU was uncharacteristically flagged for four unsportsmanlike penalties, including two on senior linebacker Rod Blunt that led to his automatic ejection early in the fourth quarter.

Stockstill acknowledged it was a very physical game, but added that he did not think his team crossed the line.

"I am not going to back down one bit," Stockstill said. "We had something to prove, and I thought our defense was very physical and tough. I loved how they played."

Scoring Summary

| Score by Quarters | 1 | 2 | 3 | 4 | Score |
|-------------------|---|---|---|----|-------|
| Navy | 7 | 3 | 0 | 14 | 24 |
| Middle Tennessee | 3 | 3 | 0 | 0 | 6 |

| | | | |
|-----|-------|----|--|
| 1st | 10:01 | N | Reynolds 3 run (Sloan kick), 10-59, 4:59 |
| 1st | 4:08 | MT | Clark 43 FG, 13-56, 5:49 |
| 2nd | 14:16 | N | Sloan 32 FG, 11-46, 4:40 |
| 2nd | 6:38 | MT | Clark 24 FG, 9-36, 3:53 |
| 4th | 10:48 | N | Reynolds 1 run (Sloan kick), 11-80, 4:12 |
| 4th | 9:16 | N | Sanderson 41 run (Sloan kick), 2-43, :50 |

| | MT | Navy |
|---------------------------------------|---------|---------|
| FIRST DOWNS | 21 | 26 |
| Rushing | 6 | 21 |
| Passing | 14 | 2 |
| Penalty | 1 | 3 |
| NET YARDS RUSHING | 91 | 366 |
| Rushing Attempts | 27 | 67 |
| Average Per Rush | 3.4 | 5.5 |
| Rushing Touchdowns | 0 | 3 |
| Yards Gained Rushing | 101 | 378 |
| Yards Lost Rushing | 10 | 12 |
| NET YARDS PASSING | 218 | 19 |
| Completions-Attempts-Int | 19-33-2 | 3-7-0 |
| Average Per Attempt | 6.6 | 2.7 |
| Average Per Completion | 11.5 | 6.3 |
| Passing Touchdowns | 0 | 0 |
| TOTAL OFFENSE YARDS | 309 | 385 |
| Total offense plays | 60 | 74 |
| Average Gain Per Play | 5.2 | 5.2 |
| Fumbles: Number-Lost | 1-0 | 4-2 |
| Penalties: Number-Yards | 6-74 | 2-18 |
| PUNTS-YARDS | 3-121 | 2-60 |
| Average Yards Per Punt | 40.3 | 30.0 |
| Net Yards Per Punt | 40.3 | 30.0 |
| Inside 20 | 1 | 0 |
| 50+ Yards | 1 | 0 |
| Touchbacks | 0 | 0 |
| Fair catch | 1 | 1 |
| KICKOFFS-YARDS | 3-174 | 5-285 |
| Average Yards Per Kickoff | 58.0 | 57.0 |
| Net Yards Per Kickoff | 25.3 | 38.2 |
| Touchbacks | 0 | 0 |
| Punt returns: Number-Yards-TD | 0-0-0 | 0-0-0 |
| Average Per Return | 0.0 | 0.0 |
| Kickoff returns: Number-Yds-TD | 5-94-0 | 3-99-0 |
| Average Per Return | 18.8 | 32.7 |
| Interceptions: Number-Yds-TD | 0-0-0 | 2-41-0 |
| Fumble Returns: No.-Yds-TD | 1-1-0 | 0-0-0 |
| Miscellaneous Yards | 0 | 0 |
| Possession Time | 23:04 | 36:56 |
| 1st Quarter | 5:53 | 9:07 |
| 2nd Quarter | 6:24 | 8:36 |
| 3rd Quarter | 7:14 | 7:46 |
| 4th Quarter | 3:33 | 11:27 |
| Third-Down Conversions | 2 of 8 | 8 of 14 |
| Fourth-Down Conversions | 0 of 1 | 2 of 2 |
| Red-Zone Scores-Chances | 2-3 | 3-6 |
| Touchdowns | 0-3 | 2-6 |
| Field goals | 2-3 | 1-6 |
| Sacks By: Number-Yards | 0-0 | 1-8 |
| PAT Kicks | 0-0 | 3-3 |
| Field Goals | 2-2 | 1-1 |

RUSHING: Middle Tennessee-BRYSON, J. 9-43; WHATLEY, Reggie 8-26; TUCKER, Shane 4-15; CARMICHAEL, C. 3-9; PARKER, Jordan 1-4; KILGORE, Logan 2-minus 6. Navy-Reynolds, K 20-86; Copeland, Noah 11-59; Sanders, D 5-53; Whiteside, G 8-44; Staten, Darius 6-37; Singleton, Q 7-27; Brown, Demond 3-26; Swain, Chris 5-22; Smith, Tago 2-12.

PASSING: Middle Tennessee-KILGORE, Logan 19-33-2-218. Navy-Reynolds, K 3-7-0-19.

RECEIVING: Middle Tennessee-GRISWOLD, Kyle 9-106; JEFFERSON, T. 5-79; HENRY, Marcus 2-21; PERKINS, Chris 1-6; FRAZIER, D. 1-3; BRYSON, J. 1-3. Navy-Whiteside, G 1-10; Sanders, D 1-6; Staten, Darius 1-3.

INTERCEPTIONS: Middle Tennessee-None. Navy-Sargenti, DJ 1-24; Jamison, George 1-17.

FUMBLES: Middle Tennessee-GRISWOLD, Kyle 1-0. Navy-Reynolds, K 3-2; Staten, Darius 1-0.

Attendance: 39,246


Game Time: 3:10

Temperature: 33

2011 GoDaddy.com Bowl

Mobile, AL (Ladd-Peebles Stadium)/Jan. 6, 2011

Miami (Ohio) 35, Middle Tennessee 21



by Adam Sparks, DNJ

MOBILE, AL - MTSU stuck to its season-long storyline, losing 35-21 to Miami (Ohio) in the GoDaddy.com Bowl because of some costly turnovers.

MTSU (6-7), which had the nation's worst turnover margin this season, committed four second-half turnovers – including four interceptions tossed by senior quarterback Dwight Dasher.

Miami (10-4), the Mid-American champion, became the first team in Division I history to post double-digit losses one season and double-digit wins the next year.

Typical of his two topsy-turvy season, Dasher showed his best and worst – mostly worst – in front of a crowd of 38,168 at Ladd-Peebles Stadium.

Dasher, the 2009 New Orleans Bowl MVP, had 158 total yards, one TD and no turnovers in the first half. But he tossed four interceptions in a second half in which MTSU was outscored 21-7. It was a season-high number of picks for Miami's defense.

Miami delivered a dagger with an 11-play, 71-yard scoring drive, capped by Austin Boucher's 5-yard TD pass to Nick Harwell with 5:25 remaining.

Dasher then tossed his third interception soon after to seal the outcome.

Miami took a 28-21 lead late in the third quarter on Boucher's 17-yard TD pass to Chris Givens.

Then Dasher tossed an interception to Miami's Evan Harris. After a defensive stand, MTSU's Jarrett Crittenton blocked Miami's 32-yard field goal attempt to keep the RedHawks off the scoreboard.

MTSU wasn't as fortunate after Dasher's first pick.

On MTSU's first possession of the second half, Dasher tossed an ill-advised pass up for grabs into heavy Miami coverage. Dayonne Nunley snagged the easy interception and skipped his way through traffic for a 52-yard return for a touchdown. It put Miami ahead 21-14 early in the third quarter for its first lead of the night.

But MTSU wasted little time tying the score. Caught in a pile-up, running back Phillip Tanner kept his feet, broke free and sprinted 54 yards for a score. It was the longest MTSU run in FBS bowl history.

MTSU squandered a couple of chances to take back the lead early in the third quarter. Kevin Brown intercepted Boucher's pass, but MTSU wideout Malcolm Beyah lost a fumble on the next play.

On MTSU's next possession, it drove to Miami's 42-yard line, but Tanner was stuffed for a 2-yard loss on fourth-and-1.

It was a stark contrast to the first half, when MTSU put up 197 yards and looked efficient on offense.

On their first scoring drive of the night, the Blue Raiders punched the accelerator. Their up-tempo attack marched 89 yards on eight plays in only 2:22.

Dasher connected on passes of 11, 15 and 27 yards, the last one going to Sancho McDonald to Miami's 18-yard line. On the next play, Tanner broke two tackles and galloped into the end zone for the opening score.

Miami answered quickly with a 70-yard pass from Boucher to Armand Robinson to MTSU's 3-yard line, the longest pass play in a bowl in RedHawks' history. Thomas Merriweather scored on a run on the next snap, tying the score 7-7.

Miami's first score took only 2:01 of game clock, but MTSU picked up its speed with a second score in only 1:41. Dasher completed three straight passes and took a quarterback draw for a 49-yard TD run on third-and-5 for a 14-7 lead through one quarter.

Miami countered with Boucher's 40-yard pass to Nick Harwell, which set up Merriweather's second TD run and tied the game 14-14.

Miami had two chances to take a halftime lead, but MTSU got a pair of timely plays from unexpected sources.

Redshirt freshman Dearco Nolan got his first career sack for a 14-yard loss that forced a Miami punt. On their next possession, the RedHawks had an 18-yard TD pass from Boucher to Robinson nullified by an illegal procedure penalty. On the ensuing play, they went to the end zone again, but MTSU cornerback T.L. Edwards picked off the pass at the goal line for his first career interception.

It was Miami's first turnover in four games and Boucher's second thrown interception in seven games this season.

Scoring Summary

| Score by Quarters | 1 | 2 | 3 | 4 | Score |
|-------------------|----|---|----|---|-------|
| Middle Tennessee | 14 | 0 | 7 | 0 | 21 |
| Miami | 7 | 7 | 14 | 7 | 35 |

| | | | |
|-----|-------|----|--|
| 1st | 4:37 | MT | Tanner 18 run (Gendreau kick), 8-89, 2:29 |
| | 2:29 | MU | Merriweather 3 run (Cook kick), 4-82, 2:08 |
| | :40 | MT | Dasher 49 run (Gendreau kick), 6-69, 1:49 |
| 2nd | 13:11 | MU | Merriweather 3 run (Cook kick), 5-90, 2:29 |
| 3rd | 13:22 | MU | Nunley 52 INT return (Cook kick) |
| | 12:32 | MT | Tanner 54 run (Gendreau kick), 2-57, :40 |
| | :54 | MU | Givens 17 pass from Boucher (Cook kick), 5-30, 2:16 |
| 4th | 5:25 | MT | Harwell 5 pass from Boucher (Cook kick), 11-71, 6:47 |

| | MT | Miami |
|----------------------------------|---------|---------|
| FIRST DOWNS | 15 | 21 |
| RUSHES-YARDS (NET) | 32-208 | 40-118 |
| PASSING YDS (NET) | 162 | 298 |
| Passes Att-Comp-Int | 29-18-4 | 37-23-2 |
| TOTAL OFFENSE PLAYS-YARDS | 61-370 | 77-416 |
| Fumble Returns-Yards | 0-0 | 0-0 |
| Punt Returns-Yards | 1-0 | 3-56 |
| Kickoff Returns-Yards | 6-140 | 3-88 |
| Interception Returns-Yards | 2-0 | 4-112 |
| Punts (Number-Avg) | 6-40.2 | 6-28.8 |
| Fumbles-Lost | 1-1 | 2-0 |
| Penalties-Yards | 6-58 | 6-53 |
| Possession Time | 21:15 | 38:45 |
| Third-Down Conversions | 4 of 13 | 7 of 16 |
| Fourth-Down Conversions | 0 of 1 | 0 of 1 |
| Red-Zone Scores-Chances | 1-1 | 4-6 |
| Sacks By: Number-Yards | 1-15 | 3-26 |

RUSHING: Middle Tennessee-Dasher, Dwight 17-90; Tanner, Phillip 11-87; Kyles, D.D. 3-24; Cunningham, B. 1-7. Miami-Merriweather, T 27-100; Robinson, A. 4-23; Boucher, Austin 6-1; Woods, Tracy 1-0; Team 1-minus 1; Harwell, Nick 1-minus 5.

PASSING: Middle Tennessee-Dasher, Dwight 18-29-4-162. Miami-Boucher, Austin 22-35-2-289; Scherpenberg, M 1-1-0-9; Team 0-1-0-0.

RECEIVING: Middle Tennessee-Tanner, Phillip 5-34; Andrews, G. 4-36; McDonald, S. 3-43; Beyah, Malcolm 2-24; Blissard, Shane 2-20; Drake, Richard 2-5. Miami-Harwell, Nick 7-86; Robinson, A. 4-81; Givens, Chris 4-60; Paine, DeMarco 3-33; Merriweather, T 2-13; Bruton, K. 1-14; Woods, Tracy 1-7; Semmes, Justin 1-4.

INTERCEPTIONS: Middle Tennessee-Brown, Kevin 1-0; Edwards, T.L. 1-0. Miami-Nunley, Dayonne 1-52; Brown, D.J. 1-37; Harris, Evan 1-23; Hinkel, Pat 1-0.

FUMBLES: Middle Tennessee-Beyah, Malcolm 1-1. Miami-Boucher, Austin 1-0; Harwell, Nick 1-0.

Attendance: 38,168

Game Time: 3:31

Temperature: 46

2009 New Orleans Bowl

New Orleans, LA (Superdome)/Dec. 20, 2009
Middle Tennessee 42, Southern Miss 32



by Adam Sparks, DNJ

NEW ORLEANS, LA - The Blue Raiders achieved bowl brilliance.

MTSU beat Southern Mississippi 42-32 in the R+L Carriers New Orleans Bowl.

It was only MTSU's second bowl appearance in its Football Bowl Subdivision era, but the Blue Raiders' seventh straight win snapped the Golden Eagles' dominance in the New Orleans Bowl. Southern Miss had won three of the last five New Orleans Bowls.

MTSU finished arguably its best season in school history with a 10-3 record after a momentous victory amid a New Orleans Bowl record crowd of 30,228 at the Louisiana Superdome. Southern Miss fell to 7-6.

"It just feels great to win a huge game," said MTSU junior safety Jeremy Kellam. "We're champions tonight. We might not be the Sun Belt champion, but we're the New Orleans Bowl champion."

MTSU quarterback Dwight Dasher earned MVP honors, breaking the New Orleans Bowl rushing record with 201 yards on 26 carries and two touchdowns. He was also 15-of-25 passing for 162 yards, two TDs and no interceptions.

Freshman Ben Cunningham, a former Goodpasture High standout, had a 1-yard TD in the fourth quarter to cap an 80-yard drive to put the stake through the Golden Eagles' heart.

Then MTSU senior linebacker Carmichael picked off a Southern Miss pass with less than three minutes remaining, and Dasher scored on a 1-yard run for the final margin.

"We were down early, but we fought hard," Carmichael said. "We always fight back. You think this is the biggest win in school history? You're darn right it is."

MTSU fell behind 14-0 in the first quarter, but held Southern Miss to only two field goals in the second and third quarters to take its first lead in an FBS bowl by the third quarter.

After the sluggish start, the Blue Raiders, who had only five active players with bowl experience, eventually settled into the national spotlight.

Dasher put on a courageous performance while suffering three separate leg injuries – all of which were awkward turns of his left ankle and knee without contact from a Southern Miss defender.

The injured Dasher was briefly replaced twice by redshirt freshman Brent Burnette, but the junior starter returned to the game both times.

During Dasher's final absence, Burnette came in and tossed a 22-yard bullet to Wes Caldwell. He then connected with Chris McClover on a wide-receiver screen for a 23-yard TD to put MTSU ahead 28-20 through three quarters.

Dasher had a 35-yard TD run earlier in the third quarter for the second-longest run in New Orleans Bowl history.

MTSU trailed 14-0 less than nine minutes into the game, but came back with a pair

of second-quarter touchdowns.

Dasher returned from his first leg injury suffered late in the first quarter to lead the Blue Raiders on a 12-play, 70-yard scoring drive early in the second. He hit Garrett Andrews on an 11-yard TD toss on third down to cut the Southern Miss lead to 14-7.

On its next possession, MTSU drove to the 14-yard line, but Alan Gendreau's 31-yard field goal was blocked.

But on the next snap, MTSU cornerback Alex Suber made the play of the night.

Southern Miss set up a wide-receiver screen pass, but Suber eluded a blocking wideout and dove in front of the ball for the interception. It was Southern Miss quarterback Martevious Young's first interception thrown in 166 pass attempts and only his second this season.

Suber's pick gave MTSU the ball at Southern Miss' 12-yard line. Dasher connected with former Oakland High standout Shane Blissard for a 12-yard TD on another third-down play to tie the score 14-14.

Southern Miss made a 20-yard field goal on the final play of the first half to lead 17-14 at halftime.

Southern Miss started strong, scoring on its first two possessions.

The Golden Eagles marched 61 yards in nine plays and 4:18 en route to their first touchdown to open the night.

The key play came when DeAndre Brown caught a 19-yard pass and fumbled as he went to the turf. MTSU defensive back Derrick Crumpton recovered it, but Brown was ruled down at the 19-yard line before the ball popped out.

Tory Harrison capped the drive with a 2-yard run for the score. Harrison's run for the two-point conversion failed, and Southern Miss led 6-0. The Golden Eagles went for two throughout the game because of inconsistencies on its PAT kicking team this season.

After MTSU's second straight three-and-out series, Southern Miss' Brown caught a 24-yard TD pass and a two-point conversion to put the Golden Eagles ahead 14-0 with 6:35 remaining in the first quarter.

| Scoring Summary | 1 | 2 | 3 | 4 | F |
|-------------------|----|----|----|----|----|
| Score by Quarters | | | | | |
| Southern Miss | 14 | 3 | 3 | 13 | 32 |
| Middle Tennessee | 0 | 14 | 14 | 14 | 42 |

| 1st Quarter | |
|-------------|---|
| 10:42 | USM Harrison 2 run (run failed) |
| 6:35 | USM Brown 24 pass from Young (Young to Brown) |

| 2nd Quarter | |
|-------------|--|
| 13:25 | MT Andrews 11 pass from Dasher (Gendreau kick) |
| 4:41 | MT Blissard 9 pass from Dasher (Gendreau kick) |
| 0:00 | USM Hrapmann 20 FG |

| 3rd Quarter | |
|-------------|---|
| 10:12 | MT Dasher 35 run (Gendreau kick) |
| 7:36 | USM Hrapmann 38 FG |
| 0:00 | MT McClover 23 pass from Burnette (Gendreau kick) |

| 4th Quarter | |
|-------------|---|
| 6:52 | USM Brown 7 pass from Young (pass failed) |
| 3:14 | MT Cunningham 2 run (Gendreau kick) |
| 1:13 | MT Dasher 1 run (Gendreau kick) |
| :27 | USM Parham 33 pass from Young (pass failed) |

| | USM | MT |
|----------------------------|----------|---------|
| FIRST DOWNS | 20 | 23 |
| RUSHES-YARDS (NET) | 37-123 | 44-243 |
| PASSING YDS (NET) | 271 | 207 |
| Passes Att-Comp-Int | 34-18-2 | 28-17-0 |
| TOTAL OFFENSE PLAYS-YARDS | 71-394 | 72-450 |
| Fumble Returns-Yards | 0-0 | 0-0 |
| Punt Returns-Yards | 3-27 | 2-2 |
| Kickoff Returns-Yards | 7-99 | 5-78 |
| Interception Returns-Yards | 0-0 | 2-12 |
| Punts (Number-Avg) | 5-37.8 | 4-35.2 |
| Fumbles-Lost | 0-0 | 2-1 |
| Penalties-Yards | 10-75 | 6-63 |
| Possession Time | 31:41 | 28:19 |
| Third-Down Conversions | 10 of 18 | 9 of 15 |
| Fourth-Down Conversions | 1 of 1 | 1 of 1 |
| Red-Zone Scores-Chances | 3-3 | 4-5 |
| Sacks By: Number-Yards | 1-10 | 0-0 |

RUSHING: Southern Miss-Fletcher, D. 17-78; Young, M. 9-24; Harrison, Tory 10-21; Lampley, Tracy 1-0. Middle Tennessee-Dasher, Dwight 26-201; Kyles, D.D. 12-35; Cunningham, B. 5-11; Team 1-minus 4.

PASSING: Southern Miss-Young, M. 18-34-2-271. Middle Tennessee-Dasher, Dwight 15-25-0-162; Burnette, Brent 2-3-0-45.

RECEIVING: Southern Miss-Baptiste, G. 4-117; Brown, DeAndre 4-65; Fletcher, D. 4-minus 2; Parham, Freddie 3-62; Banks, Leroy 2-13; Lampley, Tracy 1-16. Middle Tennessee-McClover, Chris 4-55; Andrews, G. 4-51; Blissard, Shane 3-10; Gee, Desmond 2-45; McDonald, S. 2-15; Caldwell, Wes 1-22; Honeycutt, P. 1-9.

INTERCEPTIONS: Southern Miss-None. Middle Tennessee-Carmichael, D. 1-12; Suber, Alex 1-0.

FUMBLES: Southern Miss-None. Middle Tennessee-Dasher, Dwight 1-1; Cunningham, B. 1-0.

Attendance: 30,228
Total elapsed time: 4:30
Weather: 71 degrees (Indoors)

2006 Motor City Bowl

Detroit, MI (Ford Field)/Dec. 26, 2006
Central Michigan 31, Middle Tennessee 14



by Adam Sparks, DNJ

DETROIT, Mich. - MTSU's season-long spell wore off at Ford Field.

The Blue Raiders' first Division I-A bowl trip was spoiled in a 31-14 loss to Central Michigan in the 10th Annual Motor City Bowl.

A Motor City Bowl record crowd of 54,113 saw MTSU (7-6) stage a late rally, but it couldn't compensate for the early wounds inflicted by the fast-paced CMU (10-4) offense.

"I thought (a comeback) was realistic with five minutes left, and I thought it was realistic with three minutes left," first-year MTSU coach Rick Stockstill said. "They fought to the end, and that's all a coach can ask of his players. There's not a player in that locker room that thought we didn't have a chance."

MTSU recovered from an early 14-point deficit and a CMU offensive burst, but a second wave kept the Blue Raiders at bay.

The Chippewas used only 13 offensive snaps to score two quick touchdowns and three more plays to jump ahead 21-7 in the second quarter. Leading the charge was CMU quarterback Dan LeFevour, the Motor City Bowl most valuable player, who had 218 of his 231 total yards in the first half.

After CMU's starting surge, MTSU struggled to keep pace, as CMU won its first I-A bowl game in the program's third attempt.

Meanwhile, MTSU played its first overall I-A bowl in Stockstill's debut season.

"Our players walk out of here with their heads held high," Stockstill said. "What Middle Tennessee did (Tuesday), you can't put a price tag on. It will help short-term, and it will help this program long-term."

"For what these guys did this season, I will forever be indebted."

MTSU never caught up with CMU, and it took a large leap backward early in the third quarter when Clint Marks was picked off by CMU linebacker Doug Kress, who returned the interception 56 yards for a touchdown.

"Your defense scores in the second half - that really helped," CMU interim coach Jeff Quinn said. "Anytime your kids can step up in that role, you know you're going to have the outcome which we felt and did."

MTSU junior running back DeMarco McNair's 6-yard touchdown cut the Chippewas' advantage to 28-14, but the rest of the Blue Raiders' fourth-quarter possessions finished short of paydirt.

MTSU outgained CMU 320 yards to 311, but the Blue Raiders were stifled by 103 penalty

yards.

Marks finished 25-of-37 for 251 yards and two interceptions. MTSU true freshman Desmond Gee had a career-high nine receptions for 63 yards and a key 39-yard punt return.

However, CMU made its mark early on. Each positive for MTSU was met two-fold by the Mid-American Conference champion Chippewas.

MTSU senior running back Eugene Gross scored on a 3-yard run in the second quarter to cut the CMU lead to 14-7. However, MTSU's ensuing outside kick failed, and CMU answered with a four-play, 51-yard drive capped by LeFevour's 9-yard touchdown run to stretch the Chippewas' lead to 21-7 at halftime.

Any other MTSU scoring threats were countered by a costly penalty, turnover, or loss of possession on downs.

CMU was methodic on its opening possession, driving 69 yards on nine plays to paydirt.

Running back Ontario Sneed scored on a 1-yard dive over right guard, but the Chippewas' march was highlighted by two key third-down conversions.

On third-and-seven, LeFevour tossed a 26-yard pass to

| Score by Quarters | 1 | 2 | 3 | 4 | F |
|-------------------|----|---|---|---|----|
| Middle Tennessee | 0 | 7 | 0 | 7 | 14 |
| Central Michigan | 14 | 7 | 7 | 3 | 31 |

1st Quarter

11:06 CM Sneed 1 run (Albreski kick)
5:53 CM Sneed 29 pass from LeFevour (Albreski kick)

2nd Quarter

10:57 MT Gross 3 run (Smith kick)
10:18 CM LeFevour 9 run (Albreski kick)

3rd Quarter

9:27 CM Kress 56 INT return (Albreski kick)

4th Quarter

11:32 MT McNair 6 run (Smith kick)

3:22 CM Albreski 43 FG

| | MT | CMU |
|----------------------------------|---------|---------|
| FIRST DOWNS | 19 | 22 |
| RUSHES-YARDS (NET) | 30-61 | 32-149 |
| PASSING YDS (NET) | 259 | 162 |
| Passes Att-Comp-Int | 41-27-2 | 26-16-0 |
| TOTAL OFFENSE PLAYS-YARDS | 71-320 | 58-311 |
| Fumble Returns-Yards | 0-0 | 0-0 |
| Punt Returns-Yards | 1-39 | 1-3 |
| Kickoff Returns-Yards | 4-61 | 3-46 |
| Interception Returns-Yards | 0-0 | 2-56 |
| Punts (Number-Avg) | 5-40.0 | 4-47.0 |
| Fumbles-Lost | 0-0 | 0-0 |
| Penalties-Yards | 10-103 | 4-55 |
| Possession Time | 36:41 | 23:19 |
| Third-Down Conversions | 6 of 15 | 5 of 12 |
| Fourth-Down Conversions | 0 of 1 | 0 of 0 |
| Red-Zone Scores-Chances | 2-2 | 2-3 |
| Sacks By: Number-Yards | 2-11 | 3-21 |

RUSHING: Middle Tennessee-Gross, Eugene 12-37; McNair, DeMarco 11-23; Gee, Desmond 1-13; Craddock, Joe 1-2; Marks, Clint 5-minus 14. Central Michigan-LeFevour, Dan 15-69; Sneed, Ontario 11-48; Archer, Marcel 4-26; Anderson, Bryan 1-11; LINDSON, Damien 1-minus 5.

PASSING: Middle Tennessee-Marks, Clint 25-37-2-251; Craddock, Joe 2-4-0-8. Central Michigan-LeFevour, Dan 16-26-0-162.

RECEIVING: Middle Tennessee-Gee, Desmond 9-63; Grigsby, J. 5-86; Gross, Eugene 3-24; Williams, Bobby 3-21; Ingram, Pierre 2-15; McNair, DeMarco 2-13; Henry, Taron 1-16; Corder, Clinton 1-13; Cannon, M. 1-8. Central Michigan-Anderson, Bryan 6-51; Sneed, Ontario 6-48; Gardner, Justin 2-30; Getoute, Obed 1-20; Linson, Damien 1-13.

INTERCEPTIONS: Middle Tennessee-None. Central Michigan-Kress, Doug 1-56; Hissong, Calvin 1-0.

Attendance: 54,113

Weather: Dome

Total elapsed time: 3:45

Temperature: 72



Justin Gardner, who slipped behind the MTSU secondary. Then following an MTSU tackle for loss by Jonathan Harris, LeFevour scrambled for 12 yards to the 1-yard line. The Chippewas went ahead 7-0 on the next snap.

MTSU was equally impressive on its first drive, but back-to-back sacks by defensive ends Mike Ogle and Daniel Bazuin stalled the Blue Raiders' progress.


Marks connected on all four passes for 60 yards during the first drive. His 17-yard pass to Jonathan Grigsby on third-and-23 set up a 39-yard field

goal attempt, but Colby Smith hooked the kick wide left.

It only took CMU 51 seconds to go ahead 14-0, as Sneed pulled down a 29-yard swing pass for a touchdown. It capped a four-play, 78-yard scoring drive to the 5:53 mark of the first quarter.

1956 Refrigerator Bowl

Sam Houston 27, MT 13
(December 1, 1956)



Evansville, IN - The Blue Raiders carried an OVC championship and a 7-2 record into the first bowl game in the school's history, but the occasion was ruined by a powerful Sam Houston team. Led by Little All-American fullback Terry Sweeney, the Blue Raiders amassed 290

yards of total offense but mistakes killed their hopes for a win. The Blue Raiders lost a total of four fumbles while Sam Houston had just one miscue in the hard-fought contest.

| FINAL SCORE | 1 | 2 | 3 | 4 | F |
|-------------------|---|---|----|---|----|
| Sam Houston State | 7 | 3 | 14 | 3 | 27 |
| Middle Tennessee | 0 | 7 | 6 | 0 | 13 |

1st Quarter
SHS 34-yard touchdown pass

2nd Quarter
SHS 20-yard field goal
MT Tillman Harris 18 run

3rd Quarter
SHS 3-yard touchdown run
MT Terry Sweeney touchdown run
SHS 90-yard kickoff return

4th Quarter
SHS Field goal

| | MT | SHS |
|---------------------|---------|--------|
| FIRST DOWNS | 13 | 10 |
| RUSHING YARDS | 151 | 67 |
| PASSING YARDS | 139 | 134 |
| Passes Att-Comp-Int | 25-10-3 | 13-6-0 |
| TOTAL OFFENSE | 290 | 201 |
| Punts (Number-Avg) | 3-42.3 | 7-36.9 |
| Fumbles-Lost | 4-4 | 2-1 |
| Penalty Yards | 39 | 61 |

1960 Tangerine Bowl

MT 21, Presbyterian 12
(January 1, 1960)



Orlando, FL - Before the bewildering eyes of 12,500 (largest crowd ever at the time), and against a well-balanced Presbyterian team, the Blue Raiders galloped far and wide for a 21-12 win in the 14th annual Tangerine Bowl classic. Called by some as the best played bowl game on the New Year's schedule, the Blue Raiders almost made a rout of it in the first half, but some fancy maneuvering by the Blue Hose kept them in the game. Bucky Pitts scored two touchdowns,

one on a beautiful punt return, to pace the Blue Raiders to their first bowl win in school history. Pitts, the little speedster from Fayetteville, had 59 yards in nine rushes to lead a Blue Raider infantry attack that ground out 240 yards. MT built a 14-6 halftime lead then had to stave off a tremendous rally led by Presbyterian quarterback Bob Waters, later of the San Francisco 49ers.

| FINAL SCORE | 1 | 2 | 3 | 4 | F |
|------------------|---|---|---|---|----|
| Middle Tennessee | 7 | 7 | 0 | 7 | 21 |
| Presbyterian | 0 | 6 | 6 | 0 | 12 |

1st Quarter
MT Bucky Pitts 53 punt return

2nd Quarter
MT Ray Purvis 5 run
P Bobby Pate 11 pass from Bob Waters

3rd Quarter
P Bobby Pate 43 pass from Bob Waters

4th Quarter
MT Bucky Pitts 20 run

| | MT | P |
|--------------------|--------|--------|
| FIRST DOWNS | 10 | 15 |
| RUSHING YARDS | 240 | 129 |
| PASSING YARDS | 0 | 197 |
| TOTAL OFFENSE | 240 | 326 |
| Punts (Number-Avg) | 1-34.4 | 8-30.0 |
| Fumbles Lost | 0 | 1 |
| Penalty Yards | 47 | 40 |



1961 Tangerine Bowl

Lamar Tech 21, MT 14
(December 29, 1961)

Orlando, FL - Making their second Tangerine Bowl appearance in three seasons, the Blue Raiders fell to another bunch of tough Texans. It was an even battle for nearly the entire game then a freak play decided the issue. A Lamar field goal attempt fell short of the mark but was inadvertently touched by a Blue Raider and a Tech player fell on it in the end zone for a touchdown.

| | MT | LT |
|----------------------------|--------|--------|
| FIRST DOWNS | 13 | 13 |
| RUSHES-YARDS (NET) | 35-121 | 41-193 |
| PASSING YDS (NET) | 94 | 88 |
| Passes Att-Comp-Int | 14-6-2 | 17-8-0 |
| TOTAL OFFENSE PLAYS-YARDS | 49-215 | 58-281 |
| Punt Returns-Yards | 1-0 | 0-0 |
| Kickoff Returns-Yards | 2-37 | 3-44 |
| Interception Returns-Yards | 0-0 | 2-5 |
| Punts (Number-Avg) | 3-37.0 | 5-40.2 |
| Fumbles-Lost | 5-3 | 1-0 |
| Penalties-Yards | 5-73 | 12-115 |

Attendance: 6,000
Weather: 30 degrees

1964 Grantland Rice Bowl

MT 20, Muskingum 0
(December 12, 1964)

NCAA Mideast College Division Championship

Murfreesboro, TN - A rugged defense paced the OVC champion Blue Raiders to a 20-0 win in the first Grantland Rice Bowl ever played. The site was MT's own Horace Jones Field. The Blue Raider defense held Muskingum to only 72 yards in total offense and scored a touchdown on a 99-yard fumble return by end Ray Neal with only 44 seconds left in the game. It also marked the final collegiate game as a player for longtime Blue Raider coach Boots Donnelly. Middle Tennessee opened the scoring in the first quarter when David Petty scored on a

1-yard run to make it 7-0. The teams both went scoreless in the second and third quarters before the Blue Raiders broke it open in the fourth. Teddy Morris ran five yards for a touchdown to make it 14-0 before Neal put up the final points with his intercepted fumble return. Morris finished 10 for 18 in the passing department for 142 yards, while Bob Hlodan paced the ground attack with 110 yards on 19 carries. Hlodan went on to be named the game's Most Valuable Player.

| FINAL SCORE | 1 | 2 | 3 | 4 | F |
|------------------|---|---|---|----|----|
| Muskingum | 0 | 0 | 0 | 0 | 0 |
| Middle Tennessee | 7 | 0 | 0 | 13 | 20 |

1st Quarter
MT David Petty 1 run (Duane Brown kick)

4th Quarter
MT Teddy Morris 5 run (Duane Brown kick)
MT Ray Neal 99 Intercepted Fumble (Billy Walker run failed)

| | MT | M |
|----------------------------|---------|---------|
| FIRST DOWNS | 15 | 5 |
| RUSHES-YARDS (NET) | 48-144 | 40-373 |
| PASSING YDS (NET) | 142 | 35 |
| Passes Att-Comp-Int | 15-10-1 | 11-3-1 |
| TOTAL OFFENSE PLAYS-YARDS | 67-286 | 51-72 |
| Punt Returns-Yards | 5-10 | 5-23 |
| Kickoff Returns-Yards | 1-14 | 4-53 |
| Interception Returns-Yards | 1-9 | 1-3 |
| Punts (Number-Avg) | 7-31.0 | 10-42.1 |
| Fumbles-Lost | 3-2 | 2-2 |
| Penalties-Yards | 11-105 | 8-52 |

MT STATISTICAL LEADERS

| | ATT | YDS | TD |
|------------------|--------------|------------|------------|
| Rushing | | | |
| Bob Hlodan | 19 | 110 | 0 |
| David Petty | 15 | 27 | 1 |
| Passing | A-C-I | YDS | TD |
| Teddy Morris | 18-10-1 | 142 | 0 |
| Receiving | REC | YDS | TD |
| Jimbo Pearson | 3 | 55 | 0 |
| Jerry Smith | 3 | 40 | 0 |
| Tackles | UA | A | TOT |
| William Randolph | 7 | 10 | 17 |
| Ron Martin | 4 | 7 | 11 |
| Keith Atchley | 7 | 2 | 9 |
| George Claxton | 5 | 4 | 9 |



Ty Lee is one of eight All-Americans under Rick Stockstill.

FIRST TEAM

- 1950 **Max Arnold**, FB (Associated Press Little All-American)
 1950 **Charles Lyons**, G (Associated Press Little All-American)
 1950 **Maxie Runion**, HB (Associated Press Little All-American)
 1956 **Terry Sweeney**, FB (Associated Press Little All-American, Williamson Mid-Bracket, NAIA All-American)
 1957 **Ralph Massey**, T (Williamson Mid-Bracket)
 1957 **G.E. McCormack**, E (NAIA All-American)
 1962 **Jackie Pope**, RB (Associated Press Little All-American)
 1963 **George Dykes**, E (Associated Press Little All-American, Williamson Mid-Bracket)
 1964 **Jimbo Pearson**, HB (Associated Press Little All-American)
 1965 **Keith Atchley**, G (Associated Press Little All-American)
 1983 **Roger Carroll**, OG (Kodak AFCA)
 1984 **Kelly Potter**, PK (Kodak AFCA)
 1985 **Don Griffin**, FS (Kodak AFCA)
 1988 **Don Thomas**, LB (Associated Press)
 1989 **Jimmy McComey**, CB (Sports Network)
 1990 **Joe Campbell**, RB (Associated Press, Kodak AFCA, Walter Camp, Sports Network)
 1991 **Joe Campbell**, RB (Kodak AFCA)
 1991 **Steve McAdoo**, OT (Associated Press, Kodak AFCA)
 1992 **Steve McAdoo**, OT (Associated Press, Kodak AFCA)
 1993 **Pat Hicks**, OG (Kodak AFCA)
 1995 **Nathaniel Claybrooks**, LB (Associated Press, Kodak AFCA)

SECOND TEAM

- 1957 **Jerry Hurst**, E (Associated Press)
 1976 **Mike Moore**, RB (Associated Press)
 1982 **Dennis Mix**, LB (Associated Press)
 1988 **Tommy Barnes**, FS (Associated Press)
 1991 **Steve McAdoo**, OT (Sports Network)
 1995 **Anthony McCord**, DT (Associated Press)

2006 **Damon Nickson**, KR (SportsIllustrated.com, Scout.com)

THIRD TEAM

- 1988 **Kenny Tippins**, DE (Associated Press)
 1989 **Jimmy McComey**, CB (Associated Press)
 1990 **Steve McAdoo**, OT (Associated Press)
 1992 **Mike Caldwell**, DE (Associated Press)
 1992 **Steve Dark**, TE (Associated Press)
 1993 **Pat Hicks**, OG (Associated Press)
 1994 **Pat Hicks**, OG (Associated Press)
 1998 **Cedric Stegall**, DB (Associated Press)
 2016 **Richie James**, WR (Phil Steele)

HONORABLE MENTION

- 1940 **Charlie Greer**, (Little All-American)
 1957 **Buck Rolman**, HB (Little All-American)
 1964 **Keith Atchley**, OG (Little All-American)
 1981 **Dennis Mix**, LB (Little All-American)
 2009 **Chris McCoy**, DE (SportsIllustrated.com)

FRESHMAN

- 2000 **Brandon Westbrook**, OT (CollegeFootballNews.com)
 2007 **Dwight Dasher**, QB (HM Freshman All-American by TSN)
 2012 **Kevin Byard**, S (FWAA First Team)
 2015 **Richie James**, WR (FWAA First Team, USA Today First Team, Athlon First Team)
Brent Stockstill, QB (Athlon Second Team)
 2016 **Ty Lee**, WR (FWAA First Team, Athlon Fourth Team)




Kevin Byard earned First Team FWAA Freshman All-American honors in 2012.

RETIRED NUMBER

Teddy Morris was something special from the moment he came to Middle Tennessee as a young freshman in the fall of 1962.

By the time he graduated, his stellar play had helped bring the Blue Raiders 32 wins (against only eight losses and a tie), a record which yielded three Ohio Valley Conference championships.



14 TEDDY MORRIS

Quarterback
 1962-65

Morris' Career Stats

| Year | Att | Comp | Int | Yds | TD | Pct |
|--------------|------------|------------|-----------|-------------|-----------|-------------|
| 1962 | 82 | 47 | 6 | 726 | 6 | .573 |
| 1963 | 138 | 87 | 7 | 1325 | 12 | .630 |
| 1964 | 156 | 84 | 9 | 999 | 7 | .538 |
| 1965 | 211 | 108 | 12 | 1749 | 16 | .512 |
| Total | 587 | 326 | 34 | 4799 | 41 | .555 |

When his playing days were complete, Morris held a number of Middle Tennessee career records: touchdown passes (41), yards per completion (14.7), and points scored by passing (252). Morris still ranks sixth in passing yards with 4,799 while also standing seventh in pass completions with 326.

He was the OVC's Offensive Player of the Year in 1965 after leading the Blue Raiders to an unblemished 10-0 season. In 1970, he was named the OVC Offensive Player of the Decade by the Nashville Banner.

No player has worn number 14 since Morris finished his career in 1965. No player will ever wear that number again. It's a significant tribute to one of the finest athletes in Middle Tennessee football history.

Morris, who was later an assistant coach for Middle Tennessee from 1970 to 1973, joined Horace Jones and Charles Murphy as the first three to be inducted into the Blue Raider Hall of Fame in 1976.

PLAYERS OF THE YEAR

SUN BELT CONFERENCE

- 2001 **Wes Counts**, QB (overall)
 2001 **Dwone Hicks**, RB (offensive)
 2005 **Jeff Littlejohn**, DT (defensive)
 2009 **Chris McCoy**, DE (co-defensive)
 2010 **Jamari Lattimore**, DE (defensive)

OHIO VALLEY CONFERENCE

- 1965 **Teddy Morris**, QB (offense)
 1965 **Keith Atchley**, DT (defense)
 1975 **Mike Moore**, RB (offense)
 1982 **Dennis Mix**, LB (defense)
 1984 **Vince Hall**, RB (offense)
 1984 **Randy Carr**, LB (defense)
 1985 **Marvin Collier**, QB (offense)
 1985 **Don Griffin**, FS (defense)
 1988 **Don Thomas**, LB (defense)
 1989 **Anthony Coleman**, LB (defense)
 1990 **Joe Campbell**, RB (offense)
 1990 **Marty Carter**, FS (defense)
 1992 **Mike Caldwell**, DE (defense)
 1993 **Kippy Bayless**, RB (offense)
 1994 **Kippy Bayless**, RB (offense)

FIRST TEAM

CONFERENCE USA

- 2013 T.T. Barber, LB
 2014 Kevin Byard, S
 2015 T.T. Barber, LB; Kevin Byard, S; Jaylen Hunter, OL; Richie James, WR
 2016 Jeremy Cutrer, DB; William Eads, LS; Richie James, WR; Tavarius Mathers, RB; Canon Rooker, PK;

SUN BELT CONFERENCE

- 2001 Jykine Bradley, DB; Scotty Brown, LB; Wes Counts, QB; Dwone Hicks, RB; Kendall Newson, WR, Tanaka Scott, DE; Brandon Westbrook, OT
 2002 Robert Billings, P; ReShard Lee, RB; Brandon Westbrook, OL
 2003 Brandon Westbrook, OL; Kerry Wright, WR
 2004 Kerry Wright, WR
 2005 Jeff Littlejohn, DT; Cleannord Saintil, WR
 2006 Desmond Gee, All-Purpose; Tavares Jones, DE; Damon Nickson, DB; Damon Nickson, Returner; J.K. Sabb, LB; Colby Smith, P; Erik Walden, DE
 2007 Franklin Dunbar, OT; Desmond Gee, All-Purpose; Tavares Jones, DE, Erik Walden, DE
 2009 Alan Gendreau, PK; Jeremy Kellem, S; Chris McCoy, DE; Alex Suber, CB; Mark Thompson, C; Marcus Udell, CB
 2010 Alan Gendreau, PK; Rod Issac, CB; Jeremy Kellem, S; Jamari Lattimore, DE
 2011 Colin Boss, OL
 2012 Anthony Amos, WR; Reggie Whatley, KR; Micah James, C

OHIO VALLEY CONFERENCE

- 1952 Bobby Young, RB, Howard Alsup, DT, Garnett Rather, DB
 1953 Howard Alsup, T, Bobby Young, RB
 1954 Joe Collier, G, Garner Ezell, HB
 1955 Bill Hix, T, Terry Sweeney, FB, Travis Akin, HB
 1956 Jerry Hurst, E, Gerry DeLucca, T, Harold Greer, G, Don Plonk, C, Terry Sweeney, FB
 1957 Jerry Hurst, E, G. E. McCormack, E,

- Ralph Massey, T, Lester Rizer, G, Bobby Hallum, QB, Buck Rolman, HB
 1958 Don Franklin, T, Bobby Hallum, QB, Bucky Pitts, HB
 1959 Brady Luckett, E, Ralph Adams, T, Ray Purvis, HB Bucky Pitts, HB, Gene Windham, FB
 1960 Joe Windham, G, Larry Puryear, FB
 1961 George Dykes, E, Terry Bailey, QB
 1962 George Dykes, E
 1963 George Dykes, E
 1964 Jack Armstrong, OT, Keith Atchley, DG, Jimbo Pearson, DB
 1965 Tom Fiveash, OT, Teddy Morris, QB, Jerry Smith, RB, George Claxton, E, Keith Atchley, DG, Larry Dotson, LB
 1966 Bob Hlodan, RB, George Claxton, E, Frank Victory, DT, Larry Dotson, LB, Steve Edging, DB
 1967 Billy Walker, QB, George Claxton, E, Mike Matheny, DB
 1968 Ron Taylor, P
 1969 Andy Thompson, OT, David Duvall, LB
 1970 Charlie Holt, OT, Ed Miller, DB
 1971 Jim Inglis, OG, Ray Oldham, DB, Mike Shawen, P
 1972 Bob Orsillo, OT, Charlie Holt, OG, Ray Oldham, DB
 1973 Nate Porter, DB
 1974 Mike Shawen, P
 1975 Mike Moore, RB, John Csir, DE
 1976 Mike Moore, RB
 1977 Darrell Williams, C, Mike Moore, RB, Reggie Bell, DT, Mo Bell, LB, Randy Saunders, P
 1978 Stan Wright, LB
 1981 Kelly Potter, PK, Dennis Mix, DE, Emanuel Toles, DT, James Griffin, DB
 1982 Dennis Mix, DE, Emanuel Toles, DT, James Griffin, DB, Rob Ridings, LB
 1983 Vince Hall, RB, Mickey Corwin, QB, Roger Carroll, OG, Marshan Jolley, SE, Kelly Potter, PK, Steve Puryear, DB, Don Griffin, DB, Jeff Spencer, DT, William Thomas, DE
 1984 Rick Brito, C, Randy Carr, LB, Mike Clark, TE, Mickey Corwin, QB, Phil Cowan, OG, Robert Frazier, DE, Don Griffin, DB, Vince Hall, RB, Kelly Potter, PK, Gary Womack, DG
 1985 Gerald Anderson, RB, Cecil Andrews, OG, Tony Burse, FB, Marvin Collier, QB, Roosevelt Colvard, LB, Mike Clark, TE, Don Griffin, DB, David Kercell, OT
 1986 Cecil Andrews, OG, Dejuan Buford, DB, Tony Burse, FB, Roosevelt Colvard, LB, Dwight Stone, RB
 1987 Darrien Thomas, DB, Kenny Tippins, DE
 1988 Tommy Barnes, DB, Chuck Daniel, P, Jack Pittman, DT, Don Thomas, LB, Kenny Tippins, DE
 1989 Joe Campbell, RB, Anthony Coleman, LB, Chuck Daniel, P, Melvin James, TE, Wade Johnson, FB, Jimmy McCamey, DB, Greg Pollard, DE
 1990 Joe Campbell, RB, Marty Carter, DB, Anthony Coleman, LB, Matt Crews, PK, Phil Ironside, QB, Wade Johnson, FB, Steve McAdoo, OT, Jimmy McCamey, DB, Vince Parks, WR, Greg Pollard, DE
 1991 Scott Boykin, LB, Chris Burns, DL, Joe Campbell, RB, Steve Dark, TE, Steve McAdoo, OT, Vince Parks, WR, Garth Petrilli, K, Jamie Redmond, DB
 1992 Mike Caldwell, DE, Walt Crowder, FB, Steve Dark, TE, Kelly Holcomb, QB, Randy Houston, DG, Steve McAdoo, OT, Eric McBroom, DB, Garth Petrilli, PK, Jamie Redmond, DB
 1993 Kippy Bayless, TB, Pat Hicks, OT, Garth Petrilli, PK
 1994 Kippy Bayless, TB, Nathaniel Claybrooks, LB, Pat Hicks, OT, Kelly Holcomb, QB, Eric McBroom, DB, Garth Petrilli, PK, Cory Simpson, SE
 1995 Nathaniel Claybrooks, LB, Anthony Hicks, DE, Anthony McCord, DE, Dee Mostiller, SE, Burt Talley, OT

- 1996 Anthony Hicks, DE, Byran DeGraffenreid, DT, Dee Mostiller, SE/KR
 1997 Gary Davis, TE
 1998 Cedric Stegall, DB, Matt Norwood, C, Sulecio Sanford, KR

SECOND TEAM

CONFERENCE USA

- 2013 Josh Walker, OL
 2014 Isaiah Anderson, OL; T.T. Barber, LB; Darius Johnson, OL
 2015 Ed Batties, WR; Jeremy Cutrer, DB
 2016 Daniel Stephens, OL

SUN BELT CONFERENCE

- 2001 P Robert Billings, C Glen Elarbee, RB ReShard Lee, FS Michel Woods
 2002 WR Tyrone Calico, C Glen Elarbee, RB Dwone Hicks, PK Brian Kelly
 2003 PK Brian Kelly, DE Demetrios Walker, S Michael Woods
 2004 PK Colby Smith, OL Quinton Staton
 2005 OL Germayle Franklin, RB Eugene Gross, OL Willie Hall, P Colby Smith, DL Quinton Staton, LB J.K. Sabb
 2006 OL Franklin Dunbar, OL Germayle Franklin, RB Eugene Gross, QB Clint Marks, LB Justin Rainey
 2007 DB Bradley Robinson
 2008 DT Trevor Jenkins, S Jeremy Kellem
 2009 LB Danny Carmichael, QB Dwight Dasher, OT Mark Fisher, DE Jamari Lattimore, LB Cam Robinson
 2010 P Josh Davis, OT Mark Fisher, RB Phillip Tanner
 2011 OL Brandon McLeroy
 2012 S Kevin Byard, RB Benny Cunningham, DE Omar McLendon

HONORABLE MENTION

CONFERENCE USA

- 2013 Kevin Byard, S; Josh Davis, P; Darius Johnson, OL; Stephen Roberts, LB; Jimmy Staten, DT
 2014 Shubert Bastien, DE; Pat McNeil, DT; Shane Tucker, RB; Reggie Whatley, RB/KR
 2015 William Eads, LS; Cavellis Luckett, LB; Pat McNeil, DT; Maurquice Shakir, OL; Brent Stockstill, QB
 2016 Dennis Andrews, WR; Chandler Brewer, OL; Josh Chester, OL; Chris Hale, DE; Shaquille Huff, DT; Ty Lee, WR; Jimal McBride, DT; Chris Melton, LB; Steven Rhodes, DE; DJ Sanders, LB; Maurquice Shakir, OL; Brent Stockstill, QB

SUN BELT CONFERENCE

- 2008 Joe Craddock, QB; Ivan Hickmon, LB
 2009 Brandon Perry, DT; Desmond Gee, RB
 2010 Eric Russell, DB; Dwight Smith, DT
 2011 Omar McLendon, DL; Eric Russell, DB
 2012 Logan Kilgore, QB; Josh Walker, OL

ALL-FRESHMAN

CONFERENCE USA

- 2013 Josh Chester, OL; Jimal McBride, DT
 2014 DJ Sanders, LB
 2015 Chandler Brewer, OL; Darius Harris, LB; Richie James, WR; Brent Stockstill, QB
 2016 Ty Lee, WR; Tyshun Render, DE

ALL-INDEPENDENT

COLLEGEFOOTBALLNEWS.COM

- 1999 Keegan Ray, P (1st Team)
 2000 Barry Hall, OT (1st Team), Dwone Hicks, RB (1st Team), Kendall Newson, WR (1st Team)

NATIONAL PLAYER OF THE WEEK

BRONCO NAGURSKI

- 2006 **Damon Nickson**, FS (defense) (October 30)

WALTER CAMP

- 2006 **Damon Nickson**, FS (defense) (October 30)

2008 **Phillip Tanner**, RB (offense) (November 23)
AT&T ALL-AMERICA
 2012 **Benny Cunningham**, RB (September 30)

PLAYERS OF THE WEEK

CONFERENCE USA - OFFENSE

9/23/13 Reggie Whatley, RB
 10/28/13 Logan Kilgore, QB
 11/24/14 Reggie Whatley, RB
 11/23/15 Brent Stockstill, QB
 9/19/16 I'Tavius Mathers, RB
 9/26/16 I'Tavius Mathers, RB
 10/24/16 I'Tavius Mathers, RB
 10/31/16 Brent Stockstill, QB
 11/28/16 Richie James, WR

CONFERENCE USA - DEFENSE

9/23/13 Dearco Nolan, DE
 10/2/13 T.T. Barber, LB
 9/21/15 Jeremy Cutrer, DB
 9/19/16 Shaquille Huff, DT
 10/31/16 DJ Sanders, LB

CONFERENCE USA - SPECIAL TEAMS

9/15/14 Cody Clark, PK
 9/29/14 Kevin Byard, S
 11/9/15 Jeremy Cutrer, DB
 10/24/16 Canon Rooker, PK

SUN BELT CONFERENCE - OFFENSE

9/3/01 Dwone Hicks, RB
 9/24/01 Wes Counts, QB
 10/1/01 ReShard Lee, RB
 10/8/01 Wes Counts, QB
 10/29/01 Kendall Newson, WR
 10/21/02 Andrico Hines, QB
 9/22/03 Andrico Hines, QB
 10/20/03 Andrico Hines, QB
 11/10/03 Andrico Hines, QB
 10/11/04 Clint Marks, QB
 10/17/05 Eugene Gross, RB
 11/7/05 Clint Marks, QB
 10/30/06 Clint Marks, QB
 11/6/06 Eugene Gross, RB
 11/5/07 Joe Craddock, QB
 9/8/08 Joe Craddock, QB
 9/15/08 Joe Craddock, QB
 11/24/08 Phillip Tanner, RB
 9/14/09 Dwight Dasher, QB
 11/9/09 Dwight Dasher, QB
 11/16/09 Dwight Dasher, QB
 10/1/12 Benny Cunningham, RB
 10/15/12 Benny Cunningham, RB
 10/29/12 Logan Kilgore, QB

SUN BELT CONFERENCE - DEFENSE

9/3/01 Jykine Bradley, DB
 9/24/01 Scotty Brown, LB
 10/1/01 Scotty Brown, LB
 11/19/01 Scotty Brown, LB
 9/22/03 Brandon Lynch, S
 10/13/03 Michael Woods, DB
 11/26/03 Will Martin, FS
 10/3/05 Jonathan Bonner, LB
 10/2/06 J.K. Sabb, LB
 10/30/06 Damon Nickson, FS
 11/6/06 Justin Rainey, LB
 11/13/06 Bradley Robinson, DB
 10/29/07 Erik Walden, DE
 11/5/07 Alex Suber, DB
 9/8/08 Alex Suber, DB
 10/6/08 Jeremy Kellem, S
 11/10/08 Danny Carmichael, LB
 9/21/09 Chris McCoy, DE
 9/28/09 Kevin Brown, S
 11/30/09 Alex Suber, CB

9/27/10 Jamari Lattimore, DE
 11/22/10 Rod Issac, CB
 11/29/10 Darin Davis, LB
 12/6/10 Jamari Lattimore, DE
 9/5/11 Eric Russell, S
 10/24/11 Eric Russell, S
 11/19/12 Jajuan Harley, S
 11/26/12 Kevin Byard, S

SUN BELT CONFERENCE - SPECIAL TEAMS

9/24/01 Robert Billings, P
 10/1/01 Robert Billings, P
 9/2/02 ReShard Lee, KR
 11/4/02 Robert Billings, P
 11/10/03 Robert Billings, P
 10/3/05 Colby Smith, P
 10/24/05 Cleannord Saintil, KR
 9/4/06 Colby Smith, P
 10/9/06 Damon Nickson, KR
 10/30/06 Colby Smith, P
 11/6/06 Damon Nickson, KR
 11/13/06 Colby Smith, P
 10/29/07 David DeFatta, P
 11/5/07 Bradley Robinson, KR
 11/12/07 David DeFatta, P
 9/8/08 David DeFatta, P
 11/17/08 David DeFatta, P
 11/24/08 Phillip Tanner, KR
 9/21/09 Alan Gendreau, PK
 11/2/09 Sherman Neal, CB
 11/9/09 Jeremy Kellem, S
 9/20/10 Josh Davis, P
 9/27/10 Alan Gendreau, PK
 11/5/12 Reggie Whatley, KR

TENNESSEE SPORTS WRITERS ASSOCIATION

2012: LB T.T. Barber (Oct. 1), RB Benny Cunningham (Oct. 1), LB Craig Allen (Oct. 16), S Jajuan Harley (Oct. 30 & Nov. 20), RB Jordan Parker (Nov. 6 & Nov. 28), S Kevin Byard (Nov. 28)
 2013: DE Dearco Nolan (Sept. 24), RB Reggie Whatley (Sept. 24), S Kevin Byard (Nov. 12 & 25), QB Logan Kilgore (Dec. 2)
 2014: QB Austin Grammer (Sept. 2 & 16), S Kevin Byard (Sept. 30), RB Reggie Whatley (Nov. 25)
 2015: LB T.T. Barber (Sept. 29), QB Brent Stockstill (Nov. 10)
 2016: RB I'Tavius Mathers (Sept. 20 and Oct. 25), DJ Sanders (Nov. 1), WR Richie James (Nov. 29)

HALF CENTURY TEAM

OHIO VALLEY CONFERENCE

WR Dee Mostiller (1993-96), OL Steve McAdoo (1989-92), PK Kelly Potter (1981-84), PK Garth Petrilli (1991-94), DB Ray Oldham (1969-72), DB Don Griffin (1982-85), DB Marty Carter (1988-90)

BOWL MVP

2009 Dwight Dasher (New Orleans Bowl)
 2013 T.T. Barber (Armed Forces Bowl)
 2016 Richie James (Hawai'i Bowl)

PLAYERS OF THE GAME

ABC Brad Zeitner (1982)

SBC 10TH ANNIVERSARY TEAM

OT Brandon Westbrook; DT Jeff Littlejohn

SBC 30-YEAR ANNIVERSARY

QB Wes Counts, DB Don Griffin, RB Dwone Hicks

FWAA ARMED FORCES MERIT AWARD

2016 Steven Rhodes, DE

ALL-STAR GAMES

EAST-WEST SHRINE GAME

1992 Walter Dunson, RB
 2003 Dwone Hicks, RB (did not play due to injury)
 2013 Anthony Amos, WR
 2017 I'Tavius Mathers, RB; Jeremy Cutrer, CB

SENIOR BOWL

2003 Tyrone Calico
 2016 Kevin Byard

HULA BOWL

1993 Jamie Redmond, DB
 2002 Kendall Newson, WR, Jykine Bradley, DB

BLUE-GRAY GAME

1992 Mike Caldwell, LB
 1994 Kelly Holcomb, QB (MVP)

ALL-STAR GRIDIRON CLASSIC

1998 Sulecio Sanford, WR
 2000 Jermaine Francis, DB

LAS VEGAS ALL-AMERICAN CLASSIC

2005 Pedro Holiday, WR
 2006 Jeff Littlejohn, DT

MAGNOLIA GRIDIRON CLASSIC

2005 Keon Raymond, DB, Cleannord Saintil, WR

TEXAS VS THE NATION ALL-STAR GAME

2008 Damon Nickson, DB/KR

BATTLE OF FLORIDA ALL-STAR GAME

2012 Colin Boss, OL; Alan Gendreau, PK;
 Sancho McDonald, WR

NFLPA COLLEGIATE BOWL

2014 DT Jimmy Staten, CB Sammy Seamster

ACADEMICS

ACADEMIC ALL-AMERICANS

1987 Todd Jackson, DL 1991 Bryan Faulkner, LB
 1990 Bryan Faulkner, LB 2010 Jeremy Kellem, S

ACADEMIC ALL-DISTRICT

2002 Kevin Pascoe, OL (Verizon)
 2007 Phillip Tanner, RB (ESPN/CoSIDA)
 2008 Phillip Tanner, RB (ESPN/CoSIDA)
 2009 Phillip Tanner, RB (ESPN/CoSIDA)
 2010 Phillip Tanner, RB (ESPN/CoSIDA)
 Jeremy Kellem, S (ESPN/CoSIDA)
 2011 Logan Kilgore, QB (ESPN/CoSIDA)

SUN BELT CONFERENCE TEAM ACADEMIC AWARD

2006-07, 2007-08

NATIONAL FOOTBALL FOUNDATION AND COLLEGE

FOOTBALL HALL OF FAME SCHOLAR-ATHLETE

2004 Joey Montalbano, LB 2005 Thomas Johnson, DL
 2006 Devarick Scandrett, DE 2007 Clinton Corder, TE
 2008 Phillip Tanner, RB 2009 Mark Fisher, OT
 2010 Mark Fisher, OT 2011 Alan Gendreau, PK
 2012 Omar McLendon, DE 2013 Josh Davis, P
 2014 Logan Kilgore, QB 2015 Leighton Gasque, LB
 2016 T.T. Barber, LB 2017 Brent Stockstill, QB

COLLEGE FOOTBALL HALL OF FAME

2013 Boots Donnelly

SUN BELT CONFERENCE COMMISSIONER'S LIST (3.5 GPA)

2003 Kevin Davis, Chris Gatlin, John Madrick, Joey Montalbano, Brandon Parker, Kevin Pascoe, J.P. Shelly
 2004 Robert Billings, Bill Brasch, Joey Montalbano, Kyle Turnbow
 2005 Jerrin Holt, Hashem Joyner, Gerald Mushi,

- Devarick Scandrett
- 2006 Walt Bell, Jonathan Callahan, Chris DeGeorge, Thomas Osteen, Rapheal Ousley, Brandon Roberts, Devarick Scandrett, Kyle Turnbow, Paul Wheeler
- 2007 Walt Bell, Paul Cantrell, Clinton Corder, Germayle Franklin, Lucas Paschall, Brandon Roberts, Phillip Tanner
- 2008 Clinton Corder, David DeFatta, Gene Delle Donne, Jonathan Grigsby, Patrick Jackson, Adam Wade
- 2009 Jeremy Kellem, Jamal Lewis, Jeremy Michel, Jonathan Ports, Alex Stuart, Phillip Tanner
- 2010 Jeremiah Black, David DeFatta, Gene Delle Donne, Jeremy Kellem, Jamal Lewis, Jeremy Michel, Phillip Tanner, Spencer Wise, Adam Wood
- 2011 Drayton Calhoun, Jarrett Crittenton, Chris Hawkins, Rod Issac, Jeremy Kellem, Zach Martin, Jeremy Michel, Phillip Tanner, Nathaniel Toulson, Max Ugboaja, Adam Wood
- 2012 Timmy Byerly, Tony Rowland, Dwight Smith
- 2013 Logan Kilgore, Travis McMillan, Jordan Parker, Anfornee Stewart

SUN BELT CONFERENCE HONOR ROLL (3.0 - 3.49 GPA)

- 2002 Robert Billings, Glen Elarbee, Lucas Frost, Andrico Hines, Ben Howze, Brian Kelly, John Madrick, Chris Matussek, Jamison Palmer, Sean Saylor, Zack Swanson, Paul Wheeler
- 2003 Robert Billings, John Crawford, Lucas Frost, Ben Howze, DeLorean Jordan, Brian Kelly, Matt Little, Reggie Polk, Jonathan Proby, Blake Rolan
- 2004 Neil Beckham, Clinton Corder, Josh Dutton, Chris Gatlin, Pedro Holiday, Ben Howze, Gerald Mushi, Darren Mustin, Kevin Searcy, Dana Stewart, Sam Sutton
- 2005 Devarick Scandrett
- 2006 Michael Cannon, Leon Cesar, Clinton Corder, Josh Dutton, Germayle Franklin, Josh Harris, Patrick Honeycutt, Trevor Jenkins, Brodey Mann, Bradley Nix, Brandon Nix, Jonathan Parks, Luke Paschall, David Price, Christopher Sapp, Ronald Steed, Vejin Tahir, Michael Varick
- 2007 Danny Carmichael, Joe Craddock, Josh Dutton, Chris Hawkins, Patrick Jackson, Trevor Jenkins, Tavares Jones, Brandon Nix, Bobby Williams
- 2008 Kevin Brown, Joe Craddock, Chance Dunleavy, Mark Fisher, Rod Issac, Jeremy Kellem, Jamal Lewis, Jacob Longoria, Byron McLeod, Brandon Nix, Jeremy Perry, Salin Simpson, Dana Stewart, Phillip Tanner, Erik Walden
- 2009 Colin Boss, Brent Burnette, Michael Cannon, Jerry Cobb, Nick Coleman, Joe Craddock, Barry Cunningham, David DeFatta, Gene Delle Donne, Alan Gendreau, Anthony Glover, Wes Hofacker, Rod Issac, Sayquan Jordan, Travis Lilienthal, Chris McClover, Sancho McDonald, Sherman Neal, Daniel Ryder, Nathaniel Toulson, Norman Washington
- 2010 Jared Bamber, Colin Boss, Jamar Brown, Danny Carmichael, Nic Coleman, Antwan Davis, Marquise Dixon, Mark Fisher, Jesse Grisham, Chris Hawkins, Rod Issac, Tavarres Jefferson, Logan Kilgore, Kennedy McGruder, William Pratcher, Jamal Ramsey, Stephen Roberts, Alex Suber, Nathaniel Toulson, Adam Wade, Tyler Watson
- 2011 Garrett Andrews, Andrew Banks, Jeremiah Black, Jordan Brasher, Jerry Cobb, Eric Davis, TL Edwards, Mark Fisher, John Gentry, Antonio Hill, Logan Kilgore, Byron McLeod, Justin Rose, Tony Rowland, Matt Sprouse, Spencer Wise
- 2012 Christian Adams, Drayton Calhoun, Jared Bamber, Andrew Banks, O'Shae Bridges, Christian Collis, David Jones, John Kelly, Logan Kilgore, Carlos Lopez, Jeff Murphy, Sammy Seamster, Nathaniel Toulson
- 2013 Christian Adams, Cody Clark, Jacob Corbaley, Alex Dale, Josh Davis, Cody Dye, Leighton Gasque, Austin Grammer, Jesse Grisham, Kyle Griswold, David Jones, John Kelly, Doug Lipscomb, Kevin Pope, Juno Prudhomm, Jonah Sells, Eric Smith, Matt

Sprouse, Max Ugboaja

CONFERENCE USA HONOR ROLL (3.0 GPA or higher)

- 2014 Richard Bisaccia, Cody Clark, Alex Dale, Josh Davis, William Eads, AJ Erdely, Raynard Felton, Leighton Gasque, Austin Grammer, Lucas Hamilton, John Kelly, Logan Kilgore, Justin Lloyd, Travis McMillan, Nick Nunez, Dalton Ownby, Jordan Parker, Steven Rhodes, Canon Rooker, Jonah Sells, Daniel Stephens, Anfornee Stewart, Conner Trent, Shane Tucker, Max Ugboaja, Tristan Walker, Xavier Walker, Jordan Willis
- 2015 Wade Arrington, Tyler Barron, William BeAird, Robert Behanan, O'Shae Bridges, Jim Cardwell, Cody Clark, Joe DeFatta, William Eads, Jordan Frost-Dixon, Leighton Gasque, Lucas Hamilton, Darius Harris, Austin Herink, Richie James, Alex Jauregui, John Kelly, Max Linder, Justin Lloyd, Jesse Moffitt, Sean O'Kane, Jordan Parker, Canon Rooker, DJ Sanders, Jonah Sells, Daniel Stephens, Anfornee Stewart, Daniel Stewart, Brent Stockstill, Conner Trent, Max Ugboaja, Xavier Walker, Andrew Wells
- 2016 Tyler Barron, Matt Bonadies, Khalil Brooks, Jim Cardwell, Cody Clark, Kyle Coombes, Jeremy Cutrer, Joe DeFatta, Xavier Dupree, William Eads, Jordan Frost-Dixon, Ruben Garnett, Dontavious Heard, Alex Jauregui, Max Linder, Justin Lloyd, Chris Melton, Daniel Morris, Trevor Owens, Jordan Parker, Trae Philpots, Canon Rooker, Jonathan Roth, DJ Sanders, Daniel Stewart, Brent Stockstill, John Urzua

CONFERENCE USA ACADEMIC MEDAL (3.75 GPA or higher)

- 2014 Lucas Hamilton, Logan Kilgore, Steven Rhodes, Canon Rooker
- 2015 Leighton Gasque, Austin Herink, Max Linder, Daniel Stewart, Max Ugboaja, Andrew Wells

CONFERENCE USA FOOTBALL ALL-ACADEMIC TEAM

- 2013 Logan Kilgore
- 2014 Jordan Parker
- 2016 Brent Stockstill

BLUE RAIDERS IN THE NFL



Erik Walden



Kevin Byard



Benny Cunningham

NFL

| Player | Pos. | Team(s) | Years |
|--------------------|------|-------------------------|-----------|
| Anthony Amos | WR | Dallas | 2013 |
| Malcolm Beyah | WR | Indianapolis | *2012 |
| Colin Boss | OL | Washington | *2012 |
| Jykine Bradley | DB | Buffalo | *2004 |
| Tony Burse | FB | Seattle | 1987-88 |
| Kevin Byard | S | Tennessee | 2016- |
| Mike Caldwell | LB | Cleveland/ Baltimore | 1993-96 |
| | | Arizona | 1997 |
| | | Philadelphia | 1998-2001 |
| | | Chicago | 2002 |
| | | Carolina | 2003 |
| Tyrone Calico | WR | Tennessee | 2003-05 |
| Joe Campbell | RB | Houston | 1992-93 |
| | | Hamilton (CFL) | 1994-95 |
| | | Nashville (AFL) | 1997-98 |
| Marty Carter | DB | Tampa Bay | 1991-94 |
| | | Chicago | 1995-98 |
| | | Atlanta | 1999-2001 |
| | | Detroit | 2001 |
| Bill Cherry | C | Green Bay | 1986-88 |
| Benny Cunningham | RB | LA Rams | 2013-16 |
| | RB | Chicago | 2017- |
| Jeremy Cutrer | RB | Jacksonville | 2017 |
| Gerry DeLucca | RB | Philadelphia | 1959 |
| | | Boston | 1960-61 |
| | | Buffalo | 1962 |
| | | New England | 1963-64 |
| Walter Dunson | WR | San Diego | 1993-94 |
| Franklin Dunbar | OL | Philadelphia | 2008 |
| Kolas Elion | WR | Seattle | 1981 |
| | | New York Jets | 1982 |
| Don Griffin | DB | San Francisco | 1986-93 |
| | | Cleveland | 1994-95 |
| | | Philadelphia | 1996-97 |
| James Griffin | DB | Cincinnati | 1983-85 |
| | | Detroit | 1986-89 |
| Barry Hall | OL | Tennessee | 2001-02 |
| | | Houston | *2002 |
| Dwone Hicks | RB | Tennessee | 2003 |
| | | Chicago | 2003 |
| Kelly Holcomb | QB | Indianapolis | 1997-2000 |
| | | Cleveland | 2001-04 |
| | | Buffalo | 2005-06 |
| | | Philadelphia | 2007 |
| | | Minnesota | 2007 |

| | | | |
|--------------------------|----|-----------------------|-----------|
| Pedro Holiday | WR | Washington | *2005 |
| Patrick Honeycutt | WR | Denver | *2010 |
| Rod Issac | DB | Jacksonville | 2011 |
| Trevor Jenkins | DT | Philadelphia | 2009 |
| Thomas Johnson | DL | Dallas | 2005 |
| | | Houston | 2006 |
| | | New York Jets | 2008 |
| | | Atlanta | 2009-10 |
| Jamari Lattimore | LB | Green Bay | 2011-14 |
| | | NY Jets | 2015 |
| | | Buffalo | 2016 |
| ReShard Lee | RB | Dallas | 2003-04 |
| | | Green Bay | 2005 |
| | | Oakland | 2006-07 |
| David Little | TE | Kansas City | 1984 |
| | | Philadelphia | 1985-90 |
| Jeff Littlejohn | DL | Tennessee | *2006 |
| Cavellis Luckett | LB | Baltimore | 2016 |
| Brandon Lynch | S | Tennessee | *2003 |
| I'Tavious Mathers | RB | Indianapolis | 2004-06 |
| Chris McCoy | LB | Jacksonville | 2017- |
| | | Miami | *2010 |
| | | Houston | 2010 |
| | | Pittsburgh | 2011 |
| Kendall Newson | WR | Jacksonville | 2002 |
| | | Miami | 2003-05 |
| Ray Oldham | DB | Baltimore | 1973-77 |
| | | Pittsburgh | 1978 |
| | | New York Giants | 1979 |
| | | Detroit | 1980-82 |
| Bobby Payne | DL | San Francisco | *2006 |
| Jonathan Quinn | QB | Jacksonville | 1998-2001 |
| | | Kansas City | 2002-03 |
| | | Chicago | 2003-04 |
| Jamie Redmond | DB | Denver | 1994 |
| Sulecio Sanford | WR | Chicago | 1999-2001 |
| | | Miami | 2002 |
| Devarick Scandrett | DE | Green Bay | 2007 |
| Sammy Seamster | DB | Baltimore & Miami | 2014 |
| | | New Orleans & Buffalo | 2015 |
| | | Dallas | 2016 |
| Maurquice Shakir | OL | Baltimore | 2017- |
| Jimmy Staten | DT | Seattle | 2014 |
| | DT | NY Giants | 2015 |
| | DT | Chicago & Atlanta | 2016 |
| | DT | Tennessee | 2017 |
| Quinton Staton | DL | Detroit | *2006 |
| Dwight Stone | WR | Pittsburgh | 1987-94 |
| | | Carolina | 1995-98 |

| | | | |
|--------------------|----|---------------|-----------|
| Phillip Tanner | RB | NY Jets | 1999-2000 |
| | | Dallas | 2011-14 |
| | | Buffalo | 2014 |
| | | San Francisco | 2014 |
| Kenny Tippins | LB | Dallas | 1989 |
| | | Atlanta | 1990-96 |
| Marcus Udell | CB | Seattle | *2010 |
| Erik Walden | DE | Dallas | 2008 |
| | | Kansas City | 2008 |
| | | Miami | 2008-09 |
| | | Green Bay | 2010-12 |
| | | Indianapolis | 2013-16 |
| | | Tennessee | 2017- |
| Demetrios Walker | DE | Kansas City | *2003 |
| Josh Walker | OL | Green Bay | 2014-2015 |
| | | Houston | 2016- |
| Brandon Westbrook | OL | New York Jets | *2003 |
| Kerry Wright | WR | Indianapolis | *2005 |

*Released during preseason camp

CFL

| Player | Pos. | Team(s) | Years |
|----------------------|------|--------------|-----------|
| Jykine Bradley | DB | Hamilton | 2004-2010 |
| | | Edmonton | 2011 |
| Drayton Calhoun | RB | Hamilton | 2015 |
| Logan Kilgore | QB | Toronto | 2015-16 |
| | | Hamilton | 2017- |
| Brandon Lynch | DB | Saskatchewan | 2007-09 |
| Steve McAdoo | OT | Shreveport | 1994-95 |
| Vincent Parks | SE | Ottawa | 1994-95 |
| Keon Raymond | DB | Calgary | 2008-15 |
| | | Toronto | 2016 |
| | | Hamilton | 2016 |
| Bradley Robinson | DB | Edmonton | 2008-09 |
| Sulecio Sanford | WR | Calgary | 2004 |
| | | Hamilton | 2006 |
| Alex Suber | DB | Winnipeg | 2010-13 |
| | | Toronto | 2014 |
| | | Saskatchewan | 2015 |
| Demetrios Walker | DL | Hamilton | 2005-06 |
| Xavier Walker | S | Saskatchewan | 2016 |

NFL DRAFT SELECTIONS

| 2016 | | | |
|-------------------------------|------|----|------|
| Player | Pos. | RD | Pick |
| Kevin Byard (Tennessee) | S | 3 | 64 |
| 2014 | | | |
| Player | Pos. | RD | Pick |
| Jimmy Staten (Seattle) | DT | 5 | 172 |
| 2011 | | | |
| Player | Pos. | RD | Pick |
| Rod Issac (Jacksonville) | CB | 5 | 147 |
| 2010 | | | |
| Player | Pos. | RD | Pick |
| Chris McCoy (Miami) | LB | 7 | 212 |
| 2008 | | | |
| Player | Pos. | RD | Pick |
| Erik Walden (Dallas) | DE | 6 | 167 |
| 2003 | | | |
| Player | Pos. | RD | Pick |
| Tyrone Calico (Tennessee) | WR | 2 | 60 |
| 2002 | | | |
| Player | Pos. | RD | Pick |
| Kendall Newson (Jacksonville) | WR | 7 | 222 |
| 1999 | | | |
| Player | Pos. | RD | Pick |
| Sulecio Sanford (Chicago) | WR | 7 | 221 |
| 1998 | | | |
| Player | Pos. | RD | Pick |
| Jonathan Quinn (Jacksonville) | QB | 3 | 86 |
| 1997 | | | |
| Player | Pos. | RD | Pick |
| Anthony Hicks (Green Bay) | LB | 5 | 160 |

| 1993 | | | |
|-----------------------------|------|----|------|
| Player | Pos. | RD | Pick |
| Mike Caldwell (Cleveland) | LB | 3 | 83 |
| Walter Dunson (San Diego) | WR | 5 | 134 |
| 1992 | | | |
| Player | Pos. | RD | Pick |
| Chris Burns (Cincinnati) | DT | 6 | 142 |
| Joe Campbell (LA Rams) | RB | 6 | 144 |
| 1991 | | | |
| Player | Pos. | RD | Pick |
| Marty Carter (Tampa Bay) | DB | 8 | 207 |
| 1987 | | | |
| Player | Pos. | RD | Pick |
| Tony Burse (Seattle) | RB | 12 | 324 |
| 1986 | | | |
| Player | Pos. | RD | Pick |
| Don Griffin (San Francisco) | DB | 6 | 162 |
| 1983 | | | |
| Player | Pos. | RD | Pick |
| James Griffin (Cincinnati) | DB | 7 | 193 |
| 1978 | | | |
| Player | Pos. | RD | Pick |
| Mike Moore (Miami) | RB | 12 | 331 |
| 1976 | | | |
| Player | Pos. | RD | Pick |
| Bobby Joe Easter (Buffalo) | RB | 8 | 226 |
| Tony Williams (Buffalo) | WR | 14 | 392 |
| 1975 | | | |
| Player | Pos. | RD | Pick |
| Dwaine Copeland (Miami) | RB | 17 | 439 |
| 1973 | | | |
| Player | Pos. | RD | Pick |
| Ray Oldham (Baltimore) | DB | 8 | 189 |


| Ray Bonner (Detroit) | CB | 10 | 252 |
|------------------------------|------|----|------|
| 1968 | | | |
| Player | Pos. | RD | Pick |
| Bob Langford (Denver) | T | 10 | 252 |
| 1958 | | | |
| Player | Pos. | RD | Pick |
| Joe Bruce (Detroit) | T | 26 | 313 |
| Bobby Halum (Chicago) | B | 30 | 352 |
| 1957 | | | |
| Player | Pos. | RD | Pick |
| Gerry DeLucca (Chicago) | T | 7 | 84 |
| Jerry Hurst (San Francisco) | E | 10 | 116 |
| 1956 | | | |
| Player | Pos. | RD | Pick |
| Billy Hix (Philadelphia) | T | 16 | 185 |
| Terry Sweeney (Baltimore) | B | 30 | 354 |
| 1954 | | | |
| Player | Pos. | RD | Pick |
| Howard Alsup (San Francisco) | T | 21 | 251 |



Kelly Holcomb



Phillip Tanner



Rod Issac

A

David Adams, 2014-15
 Ernest Adams, '49, '51-52
 Shorty Adams, '49
 Lonnie Adams, '77
 Ralph Adams, '57-59
 Dave Adamson, '39-41
 Michael Agee, '95
 Jerome Agnew, '98
 Travis Akin, '53-56
 Justin Akins, 2015-16
 Vince Akridge, '92, '94-95
 Gabe Alaniz, '99
 Guy Albanese, '78-79
 Crawford Alexander, '55
 Louis Alford, '62-63
 Robert Alford, '84-87
 Craig Allen, 2010-11-12
 Dan Allen, '82-83
 Jerry Allen, '62
 Shawn Allen, '03
 Joel Alsobrook, '91-92
 Howard Alsup, '50-53
 Wardell Alsup, '00-03
 Doug Althouse, '85-86
 Anthony Amos, 2011-12
Desmond Anderson, 2015-16
 Gerald Anderson, '84-87
 Isaiah Anderson, 2011-12-13-14
 John Anderson, '28
 Lavon Anderson, '74
 Sonny Anderson, '72-75
 Zeke Anderson, 2010-11
 Cecil Andrews, '83-86
 Dennis Andrews, 2016
 Garrett Andrews, 09-10
 Alexander Antoine, 2012-13-14-15
 Jack Armstrong, '61-64
 Max Arnold, '49-50
 Randy Arnold, '00-03
 Kayro Arnwine, '73
 Bennie Arp, '66
 Archie Arrington, '70, 72-74
 Ralph Askins, '26-29
 Jeff Ast, '82-83
 Frank Atchley, '47-50
 Keith Atchley, '62-65
 Claude Austin, '27
 Charles Ayers, '47

B

James Babb, '50
Peter Bailey, 2015
 Preston Bailey, 2010-11
 Terry Bailey, '59-61
 Psalms Bailey, '92-93
 Wayne Bailey, '56-59
 Elmer Bain, '46-47
 Kevin Baker, '82-85
 Lee Baker, '04
 Scott Baker, '93-95
 Danny Baldwin, '69
 Allen Ball, '82-83
 J. Ballard, '49-50, '52-53
 Jared Bamber, 2010-11

Andrew Banks, 2009-10-11
 Ken Bankston, '75-76
 Darrell Baptist, 2014
 T.T. Barber, 2012-13-14-15
 Derek Barnes, 2015
 Gary Barnes, '95-96
 Kurt Barnes, '84
 Tommy Barnes, '86-88
 Paul Barnett, '65-67
 Tyler Barron, 2014-15
 Jonathan Barry, '99, 01-02
 Robert Baskin, '38
 Miles Baskins, '34-36
 Robert Bass, '35-36
 Shubert Bastien, 2011-12-13-14
 Karl Bates, '96
 Ed Batties, 2014-15
 David Battle, '39
 Jean Battle, '34-35
 Kippy Bayless, '91-94
 Henry Bean, '79-82
 Theron Bean, '92-95
 Hartwell Beasley, '34
 Tommy Beaver, '74-75
 Cade Becher, '05-06
 Dick Beck, '47-50
 John Beene, '66-69
 Tommy Beene, '68-70
Robert Behanan, 2015-16
 Gary Bell, '70-72
 Morris Bell, '76-77
 Ray Bell, '57-59
 Reggie Bell, '76, 78-79
 Walt Bell, '03-05-06
 Barry Benham, '89, '91
 Derious Bennett, 2013-14-15
 Malcolm Beyah, 2008-09-10-11
 Hunter Birtsch, '04-05-06
 John Blankenship, '69-72
 Blankenship, '46
 Robert Billings, '00-03
 W. Blackman, '42, '46-48
 Alan Blackwell, '78
 Roger Blackwood, '54-55
 Chris Blair, '94-96
 David Blair, '62
 Thomas Blair, '38
 Kareem Bland, '99-02
 Shane Blissard, 2009-10-11
 Tony Blossom, '79
 Roderic Blunt, 2011-12-13
 William J. Boaz, '46
 Maxie Boles, '62-63
Matt Bonadies, 2015-16
 Jonathan Bonner, '02-05
 Tommy Bomar, '51
 Ray Bonner, '69-72
 Richard Bortner, '05-06
 Colin Boss, 2008-09-10-11
 John Boss, '29
 William Bostick, '41
 Joe Bowers, '76-77
 Tommy Bowers, '72
 Joe Boyd, '80-81
 Melvin Boyd, '72-75
 Andre Boykin, '92-93

Scott Boykin, '89-91
 Jykine Bradley, '99-01
 Tony Bradley, '84, '87-88
 Joe Brakebill, '66
 Percy Bramblett, '30
 Henry Brandon, '41, '46
 Marcus Brandon, '05-06
 Tom Brandon, '33
 Marquise Branton, 2009-11
 Bill Brasch, '01-03
 James Bratten, '57
Chandler Brewer, 2015-16
 Derwin Brewer, '88-90
 O'Shae Bridges, 2013-14
 Rick Brito, '82-84
 Jerry Broadbent, '64
 Gary Brooks, '80, '83
 James A. Brooks, '41-42
Khalil Brooks, 2016
 Bill Brown, '48
 Bob Brown, '48-49
 Bob Brown, '56
 Chris Brown, 2013-14-15-16
 Danny Brown, '81-83
 Duane Brown, '61-64
 Earl Brown, '79-82
 E. N. Brown, '58-59
 George Brown, '49-54
 Isaiah Brown, '97-00
 Jamar Brown, 2010
 Joe Brown, '26
 Kevin Brown, '07-08-09-10
 Raleigh Brown, '42, '46
 Scotty Brown, '98-01
 Shavaskey Brown, '02-03
Tyshawn Brown, 2016
 Bo Browne, '97-00
 Joe Bruce, '56-58
 Chris Bryan, '72-73
 Barry Bryant, '35-37
 Billy Bryant, '39-40
 Bruce Bryant, '78
 Quenton Bryant, '76
 Sammy Bryant, '80-81
 Jeremiah Bryson, 2012-13-14-15
 Guy Buchanan, '47-50
 Brett Bucher, '00-01
 Danny Buck, '68-71
 Tony Buck, '74-77
 Andre Buford, '80-81
 Dejuan Buford, '84-86/'88
 Andra Bullock, '74-77
 Greg Bullock, '83-85
 Billy Burch, '40
 Gary Burch, '55
 Lonnie Burch, '79-80
 Jimmy Burcham, '50
 Gary Burchfield, '74-77
 Rick Burchfield, '72-73
 Dennis Burke, '02-05
 Khari Burke, 2011-12-13-14
 Bill Burkett, '41-42
 Bob Burkett, '41-42, '46
 Wilburn Burkett, '46-47
 David Burnett, '49-51
 Jackie Burnett, '53

Chris Burns, '89-91
 Pratt Burroughs, '41
 Tony Burse, '83-86
 Joey Burstynne, '98
 Sam Burton, '40-41
 Scot Burton, '79-82
 Robert Bush, '84
 Chas Butler, '56, '59-60
 Taylor Butts, '25
 Frank Buzby, '46
 Kevin Byard, 2012-13-14-15

C

Cain, '41
 Mike Caldwell, '89-92
 Wes Caldwell, '08-09-10
 Drayton Calhoun, 2012-13
 Tyrone Calico, '99-02
 Jonathan Callahan, '03-04
 Don Calloway, '00-03
 Daniel Calvo, '96-98
 Ronnie Camp, '61-64
 C. Campbell, '36-38
 Joe Campbell, '88-91
 Lance Campbell, 2012
 Ben Canada, '49-51
 Herbert Cannon, '87
 Mike Cannon, '07
 Paul Cantrell, '04-05-06
 Ken Caplenor, '65-66
Jim Cardwell, 2015-16
 Charlie Care, '55
 Corey Carmichael, 2010-11-12-13
 Danny Carmichael, '06-07-08-09
 Gene Carney, '67-69
 John Carothers, '73
 Hilrey Carr, '59-60
 Randy Carr, '82-84
 Derrick Carrol, '93
 Roger Carroll, '80-83
 Ed Carson, '56-58
 Jawan Carson, '08
 Brian Carter, '83
 James Carter, '34-35
 Jesse Carter, '70
 Marty Carter, '88-90
 Mike Carter, '80-81
 Paul Carter, '79
 SaCoby Carter, 2008-09-10-11
 Billy Cartwright, '41-42
 Johnny Carver, '74-77
 Greg Casteel, '81-84
 John Caveness, '77
 Ronnie Cecil, '74-77
 Leon Cesar, '03-04
 Chamberland, '46
 Raymond Chaney, '04
 Richard Chaney, '54
 John Chapman, '72
 Clinton Charles, '33
 Melvin Charles, '27-29
 Brian Chastain, '95-96
 Josh Chester, 2013-14-15-16
 Bill Cherry, '78-81
 Stephen Chicola, '04-05-06-07

Chas. Chitwood, '42, '46
 Nares Chooobua, '69
 Cody Clark, 2013-14-15
 Harvey Clark, '46
 Mike Clark, '82-85
 Charlie Clarke, '96-98
 Devin Clarke, 2013-14
 George Claxton, '64-67
 L. E. Clayborne, '62
 Nathaniel Claybrooks, '93-95
 Lonnie Clemons, '05-06-07-08
 Ken Coffee, '69-72
 Clyde Cole, '46
 Anthony Coleman, '87-90
 Tyrone Coleman, '85-86
 Joe Collier, '53-54
 Marvin Collier, '85-88
 Boo Collins, '92
 Lem Collins, '89-91
 Christian Collis, 2012-13-14-15
 Steve Colquitt, '67
 Roo'velt Colvard, '83-86
 Danny Colwell, '82-83
 Doug Cone, '47-50
 Korey Conner, '98-00
 Brandon Conwill, '98
 Dallas Cook, '51-54
 Brad Cooper, '00-01
 Dwaine Copeland, '73-74
 Kevin Copeland, '03-04
 Jacob Corbaley, 2012-13
 Jack Corban, '57-59
 Sid Corban, '53-56
 Charley Corbin, '25-26
 Clinton Corder, '03, '05-06-07
 Greg Cornell, '83-84
 Mickey Corwin, '83-84
 Ken Coulter, '97
 James Counce, '91-94
 Wes Counts, '98-01
 Nicky Coutras, '53-56
 Brad Cowan, '85-88
 Mike Cowan, '67-69
 Phil Cowan, '81-84
 John Cox, '46-49
 Mike Cox, '84-85
 Ricky Cox, '80-81
 David Coy, '00-02
 Anthony Crabtree, '91
 Joe Craddock, '07-08
 Rashaad Craft, '97, 99-00
Dale Craig, 2016
 Jack Crawford, '70-72
 John Crawford, '02-05
 Mike Crenshaw, '89-90
 O. Crenshaw, '88-91
 Matt Crews, '88-90
 Tommy Criner, '95
 Jarrett Crittenton, 09-10
 Julian Crocker, '27-30
 Ray Cross, '51
 Walt Crowder, '90-92
 Derrick Crumpton, 2008-09-10-11
 John Csir, '75
 Benny Cunningham, 2009-10-11-12
 Jeremy Cutrer, 2015-16

D
Alex Dale, 2015-16

Kendall Dangerfield, 2009-11-12
 Charles Daniel, '65-68
 Chuck Daniel, '87-90
 Melvin Daniels, '70-73
 Curtis Danieli, '99-02
 Steve Dark, '90-92
 Dwight Dasher, '07-08-09-10
 Emory Davenport, '40-42
 Antwan Davis, '07-08-09-10
 Brian Davis, '93-94
 Charlie Davis, '32
 Darin Davis, 2008-09-10-11
 Freeman Davis, '85-87
 Gary Davis, '95, 97-98
 Joe Davis, '46
 Joe Davis, '47
 Josh Davis, 2010-11-12-13
 Kevin Davis, '03
 Michael Davis, '84-85
 Ricky Davis, '76
 Todd Davis, '88-89
 John W. Deal, '39
 Greg Deathridge, '77-78
 Eddie Deeb, '78-79
 Jack Deere, '41, '46-47
 Kevin Dees, '70
 David DeFatta, '07-08-09
 Byran DeGraffenreid, '96
 Gene Delle Donne, '08-09
 Dino Deluiliis, '82-85
 Jack Delay, '30
 Gerry DeLucca, '56
 Billy Derrick, '51
 R. Derryberry, '27-28
 Tim Dickerson, '79-82
 Rich Dickson, '73-75
 John Diefenbach, '75-78
 Van Dingler, '86-89
 Scott Dirkson, '91-93
 John Dixon, '26-29
 Marquise Dixon, 2010
 Dexter Dodson, '70-73
 Keith Dollar, '97-00
 Quan Domineck, '01-02
 Kenny Donaldson, '89-90
 Boots Donnelly, '62-64
 John Dooley, '83-84
 Bill Dotson, '55-58
 Larry Dotson, '63-66
 Reggie Doucet, '05-06
 Richard Drake, 2010
 Gary Draper, '65-68
 Joe Drennan, '59-62
 Jayme Duarte, '94
 Rod Ducksworth, 2015
 Fernando Duggan, '46
 Joe Duggar, '46
 Kenneth Duke, '51-53
 John Dukes, '75
 Franklin Dunbar, '05-06-07
 Todd Duncan, '87-88
 Jimmy Dunlap, '53-56
 Chance Dunleavy, '05-07
 Jimmy Dunn, '66-69

Jeff Dunner, '95-96
 Walter Dunson, '90-92
 Jim Dunster, '75
 Billy Durham, '98-01
 Sheldon Durham, '01-02
 David Duvall, '67-70
 Andre Dyer, '86-89
 George Dykes, '61-63

E

William Eads, 2013-14-15-16
 Bobby J. Easter, '74-75
 Glenn Eden, '56-58
 Bobby Edens, '66-68
 Tony Edge, '98
 Steve Edging, '65-66
 Ryan Edmiston, '02-03
 Marion Edney, '28
 Buck Edwards, '33-34
 Kenny Edwards, '02-03
 Taylor Edwards, '67-70
 T.L. Edwards, 2010-11
 Jason Elam, '04-05
 Glen Elarbee, '99-02
 LeBron Elder, '97-00
 Kolas Elion, '76, '79-80
 Mike Ellies, '93-94
 Kenneth Ellis, '39-40
 Steve Ellison, '00-01
 Mallory Elrod, '65
 John Emert, '73-75
 Rodney English, '71-74
 Vic Esposito, '87
 Bill Etter, '50-53
 Marty Euverard, '85-88
 Billy Joe Evans, '59-62
 Steve Evans, '66
 William Evans, '39-40
 Pat Everett, '89
 Joe Evilsizer, '04
 Garner Ezzell, '52-54
 Sam Ezelle, '59-60

F

Mike Fairbanks, '87-90
 Bill Fandrick, '50-51
 Reginald Farmer, 2011-12-13
 Wade Farrar, '28
 Don Faulk, '59-61
 Bryan Faulkner, '89-91
 Raynard Felton, 2014-15-16
 Jiajuan Fennell, 2011-12-13
 Hulsey Ferrell, '41
 Rickey Field, '77-79
 Mike Finney, '70-73
 Dean Fisher, '59
 George Fisher, '42
 Mark Fisher, '07-08-09-10
 Alvin Fite, '01-04
 Tom Fiveash, '63-65
 Ralph Fleming, '46-48
 Harry Flippin, '71-74
 Frank Ford, '49-50
 Clayton Foster, '33
 Charles Fowler, '25

Carson Francis, '71-74
 Jermaine Francis, '90-90
 Gerry Francisco, '85
 Anthony Franklin, '92-93
 Don Franklin, '55-58
 Germayle Franklin, '03-04-05-06
 Ike Franklin, '66-68
 Joe Franklin, '93
 William Fraser, '46
 Demetrius Frazier, 2013-14-15
 Jerrold Frazier, 2012
 Robert Frazier, '84-85
 Otis Freeman, '25-27
 David Fritts, '72-73, '75
 George Frost, '53-55
 Lucas Frost, '99-01
 Jordan Frost-Dixon, 2014-15
 Robert Fry, '38
 Lyle Fulton, '42
 John Fuqua, '75

G

Mike Gaines
 Tony Gaines, '90-91
 Carlton Galbraith, '55-56
 Howard Gamble, '49
 Jack Gamble, '54-55
 Bobby Gann, '59, '61
 Julius Gant, '01-02-03
Ruben Garnett, 2016
 Kelvin Garr, '94-96
 Bob Garrett, '54
 John Garrett, '82-85
 Leighton Gasque, 2011-12-13-14
 Marcus Gates, '03-04-05-06
 Bobby Gatlin, '68-69
 Chris Gatlin, '99-02
 Kyle Gay, '97-98
 Desmond Gee, '06-07-08-09
 Alan Gendreau, 2008-09-10-11
 Nolan Genovese, 2015
 Kelvin German, '02-03
 T. J. Gentle, '94-95
 Mickey George, '62
 Vern Geren, '64
 Carlos Geter, '95
 Hester Gibbs, '57-59
 Mike Gibson, '88-91
 Leroy Gifford, '87-90
 Frank Giles, '51
 Kenneth Gilstrap, 2009-11-12-13
 John Glassburner, '89
 Anthony Glover, '04-05-07-08
 Elbert Glover, '46
 John Gooch, '25
 George Goodson, '74-77
 Michael Gordon, '88
 Ronnie Gordon, '96
 Wade Gosa, '82
 Matt Graham, '98
 Austin Grammer, 2013-14-15
 Phil Grammer, '60-63
 George Grau, '42
 Joey Graves, '73
 Jamal Gray, 2011

Anthony Green, '87-90
 DeMarcus Green, '04
 Kelverrick Green, '96-99
 Charlie Greer, '38-40
 Harold Greer, '56-58
 J. D. Greer, '46
 Charles Gregory, '79, '81
 Greg Gregory, '69-72
 Jesse Gregory, '27-28
 Josh Gregory, '07-08
 Fred Grider, '47-50
 Clay Griffin, '96-97-98
 Don Griffin, '82-85
 James Griffin, '79-82
 Jonathan Grigsby, '05-06-07
 Jesse Grisham, 2010-11-12-13
 Kyle Griswold, 2011-12-13
 Eric Groat, '93-94
 Eugene Gross, '03-04-05-06
 Quinton Groves, 2011
 Denzell Guerra, 2009-10-11
 Ralph Gunter, '04
 Charles Gupton, '62-63

H

Henry Hackman, '25-27
 George Haley, '53-55
 Howard Haley, '53-54
 Chris Hale, 2013-14-15-16
 Jerry Hale, '46
 Barry Hall, '97-98-99-00
 Roy Hall, '56-58
 Vince Hall, '81-84
 William Hall, '56-58
 Willie Hall, '03-05
 Hall, '46
 Frank Halliburton, '60-62
 Bob Hallum, '57-58
 Charles Hallum, '60
 Joe Hallum, '53-55
 James Hamblen, '36-37
 Curtis Hambrick, '46
 John Hambrick, '35-37
 Butch Hamby, '79-82
Lucas Hamilton, 2015-16
 Alex Hamlett, '51-53
 Jadareius Hamlin, 2010-11-12-13
 Andrew Hardaway, '50
 Bobby Hardison, '49-51
 Frank Harges, '32
Myles Harges, 2016
 Jeff Harlan, '34-35
 Jajuan Harley, 2012
 Greg Harper, '95-96
 J. W. Harper, '69-72
 Andrew Harrington, '07-08
 Chris Harris, '91
Darius Harris, 2015-16
 Dee Harris, '49
 Earl Harris, '62-64
 Elijah Harris, '29-32
 Hunter Harris, '68-70
 John Harris, '69-72
 Jonathan Harris, '04-05-06
 Josh Harris, '03-05
 Lonnie Harris, '72
 Ricky Harris, '76-77
 Tillman Harris, '53-56
 Vincent Harris, '76
 Harris, '26-28
 Turk Harrison, '49-50
 Pat Harrison, '46
 Rodney Hart, '85-87
 Gary Harton, '77
 Jim Harvey, '61-64
 Marcus Harvey, '99-00
 Norman Hasty, '37-38
 Xavier Hatnot, '99-00
 Avery Hatten, '01-02
 Dick Hawk, '51
 James Hawk, '57
 Chris Hawkins, '08-09-10
Malik Hawkins, 2016
 Gerald Hayes, '61
 John T. Hayes, '51-53
 Larry Hayes, '67-68
 Rodney Hayes, '65-68
 Dontavious Heard, 2015-16
 Steve Heard, '86-87
 Tri Heard, '97-98
 Glen Heath, '80
 Ernest Henderson, '87-89
 Geno Henderson, '99
 Emerson Hendrix, '29-32
 Garland Henley, '95-96
 Chris Henry, '02-05
 Christian Henry, 2011-12-13-14
 John Henry, '03
 Marcus Henry, 2012-13-14
 Taron Henry, '04-05-06-07
 Harold Hensley, '51
 David Herbert, '66
 Ed Hessey, '34
 Brownie Hickam, '46
 Ivon Hickmon, '07-08
 Ant. Hicks, '92-93, '95-96
 Dwone Hicks, '99-00-01-02
 Jim Hicks, '74
 Pat Hicks, '92-94
 Rod Higgins, '00-01
 Kenneth Highsmith, '93-94
 Edward Hildreth, '46
 Antonio Hill, 2010
 Gray Hill, '63
 Vernon Hindman, '29-30
 Andrico Hines, '02-03
 Chris Hinson, '80
 Doug Hintemeyer, '85-87
 Jim Hite, '49-51
 Harold Hitt, '49-51
 Billy Hix, '53-55
 Bob Hlodan, '64-66
 Bill Hobbs, '61-63
 Everett Hobson, '82-83
 Frank Hobson, '28-30
 William Hodges, '40-41
 Wes Hofacker, '06-07-08
 William Hoffman, '36-38
 Robert Hogg, 2012
 Kelly Holcomb, '91-94
 Pedro Holiday, '03-04

Rick Holliday, '94-96
 Buford Holman, '53
 Pete Holmes, '49
 Patrick Honeycutt, '07-08-09
 Charles Holt, '32
 Charles Holt, '69-72
 Jerrin Holt, '03-04
 J. Holt, '46-47
 Seaborn Holt, '30-32
 Doug Homan, '84-85
 Anthony Hood, '00-01
 Reed Hooper, '36
 Bryant House, '05
 Carnell Houston, '98-99
 Randy Houston, '90-92
 Eph Hoover, Jr., '41
 John Hoover, '33-35
 William Hoover, '36-37
 Randy Horn, '89
 Marcel Horne, '03-04
 Joe Horning, '83-85
 Ryan Hornsby, '04
 Chris Hough, '01-02
 Jamarcus Howard, 2014-15
 Marcus Howard, '51
 Smith Howard, '29
 John Howell, '46
 Chris Howington, '98-99-00
 Billy Hudson, '40
 Tommy Hudson, '38-39
 Shaquille Huff, 2013-14-15-16
 L. S. Huffines, '25
 Patrick Hughes, 2014
 Richard Hughes, '70
 Jaylen Hunter, 2014-15
 Jerry Hurst, '56-57
 Ben Hurt, '54-56

I

Arness Ikner, 2010-11
 Alvin Ingle, '07
 Boo Ingle, '79
 Jim Inglis, '69-71
 Pierre Ingram, '03-04-05-06
 Phil Ironside, '88-90
 James Isabell, '72-73
 Rod Issac, '07-08-09-10

J

Kerry Jackson, '91-92
 Jimmy Jackson, '47-50
 Joe Jackson, '46-48
 J. W. Jackson, '34-35
 Patrick Jackson, '07
 Robert Jackson, '46
 Terry Jackson, '04
 Todd Jackson, '34-36
 Todd Jackson, '86-87
 DeAndre James, '96
 Greg James, '89-91
 Melvin James, '87-89
 Micah James, 2011-12
Richie James, 2015-16
 Jamie Jamison, '66-69

Jesse Jamison, '25-26
 Tavarres Jefferson, 2009-10-11-13
 Trevor Jenkins, '05-06-07-08
 William Jenkins, '71-74
 Doris Jernigan, '54
 Loyal Jobe, '76
Carlos Johnson, 2015-16
 Chris Johnson, '99-03
 Darius Johnson, 2012-13-14-15
 Dwight Johnson, '84, '86
 Edward Johnson, '42
 Gerald Johnson, '50-51
 Hansford Johnson, '98-01
 Jason Johnson, '00-01
 Josh Johnson, '80-81
 P. J. Johnson, '93
 Ron Johnson, '67-70
 Terrell Johnson, '94-95
 Thomas Johnson, '01-04
 Vince Johnson, '85-86
 Virgie Johnson, '25
 Wade Johnson, '87-90
 Jarvis Jolly, '94-96
 Marshan Jolly, '81-83
 David Jones, 2010-11-12
 Dominic Jones, '02-03
 Glen Jones, '99-00

Jahmal Jones, 2014-2016

J.D. Jones, 2012
 Joe Jones, '46
 Joe Jones, '66-67
 Justin Jones, 2009-10-12
 Mike Jones, '65-67
 Mitchell Jones, '51-53
 Reggie Jones, '01-02
 Tavares Jones, '04-05-06-07
 Mike Jordan, '90-93
 Hashem Joyner, '01-02-03
 Reuben Justice, '69-72

K

Tim Kalthoff, '67-68
 Konrad Kaul, '95-97-98
 Michael Kee, 2015
 Chris Keen, '74-77
 Jeremy Kellem, '07-08-09-10
 Brian Kelly, '00-03
 Byron Kelly, '71, '74
 John Kelly, 2013-14
 Mike Kelly, '88-90
 Shawn Kelley, '94-96
 Mario Kelso, '98-99
 Kelton, '46
 Jerry Kemp, '53-56
 Louis Kemp, '00-02
 Bill Kennedy, '87-90
 Jim Kennedy, '49-50
 Monte Kennedy, '49-50
 Emmett Kennon, '37
 David Kercell, '82-85
 Bob Kerr, '62
 Charles Kerr, '30-32
 Robert Kerr, '28-30
 Brian Kidd, '94-97
 Logan Kilgore, 2010-11-12-13

Caneil Kimpson, '92-93
 Andy King, '66-67
 Desmond King, '93
 Eldred King, '08
 Herb King, 2013
 Julian King, '59
 Matt King, '06-07-08
 Ralph King, '05
 Terrence King, '99-00
 Richard Kinley, '87-90
 Glen Kinnard, '42, '46
 Jerry Kirby, '68-71
 Brian Knight, '76-79
 Tillman Knox, '46
 Leigh Kolka, '73-75
 Rhett Kopp, '95-96
 Jason Krupinski, '04
 D.D. Kyles, 2009-10-11

L

Mike Lafleur, '93-94
 Albert Lane, '80, '82-83
 Jim Lane, '42, '46-47
 Bobby Langford, '64-67
 Tom Lambert, '53
 Wes Langford, '96
 Herman Lassiter, '42
 Tommy Latimer, '72-73
 Jamari Lattimore, '08-09-10
 Clarence Law, '59-60
 Robert Lawhorn, '46-47
 Danny Lawrence, '91-93
 Tom Lawson, '46-48
 Larry Leahon, '61-62
 Jeff Lee, '92-94
 Ralph Lee, '89
 ReShard Lee, '01-02
Ty Lee, 2016
 Luke Leitz, '75-78
 Tony Leonard, '88
 Onesimus Leslie, '91-92
 LaShawn Lester, '98
 Evon Lettsome, 2010
 Jamal Lewis, '07-08-09
Darius Liggins, 2016
 David Lill, '98
 Brock Lillis, '99-00
 Jim Lincoln, '51-53
Max Linder, 2016
 Linnville, '46
 Joe Lisle, '87-89
 David Little, '81-82
 Jeff Littlejohn, '02-05
 Bobby Locke, '55-56
 Chip Lockhart, '94
 Jerry Lockhart, '80-83
 Jim Loftin, '50-51
 Donte Lofton, '82-85
 Glendon London, '46
 Frank Long, '73-76
 Jacob Longoria, '07-08
 Carlos Lopez, 2012
 Zachary Lopez, 2014
 Gorby Loreus, 2008-09-10-11
 Darrell Love, '96-97-98

Joe Love, '49
 Charles Lowe, '57-59
 Matt Lowe, '95-97-98
 Roberto Loya, 2012
 Brady Luckett, '5 7-59
 Cavellis Luckett, 2014-15
 Sean Luckett, '91-94
 Robert Lumpkin, '38
 George Lunn, '51
 Brandon Lynch, '00-03
 Nicky Lynch, '58-60
 George Lyon, '71-74
 Brigham Lyons, '92-95
 Charlie Lyons, '49-51
 Tony Lyons, '90

M

John Madrick, '01-02
 John Major, '67
 Tracy Majors, '88-91
 Bob Malia, '86-87
 Elmer Malone, '26-30
Malik Manciel, 2016
 Clark Maples, '63-64
 Bill Marbet, '68-71
 Clint Marks, '03-04-05-06
 Ron Marshall, '76-77
 Darrell Martin, '83-84
 David Martin, '55
 Dick Martin, '85-86
 Hillary Martin, '42, '46-47
 Ricky Martin, '87-90
 Ron Martin, '64-65
 Ronnie Martin, '71
 Will Martin, '02-03
 Derek Mason, '06-07
 Tyler Mason, 2010-11
 C. Massengale, '84-86
 Andy Massey, '93-95
 John Massey, '55
 Ralph Massey, '54-57
 Mike Matheny, '65-67
 I'Tavius Mathers, 2016
 James Mathews, '65-68
 Larry Mathews, '64-67
 Mick Mathis, '83-84, '86
 Gil Matias, '99-00
 Kenny Mattison, '89-91
 Chris Matussek, '98-01
 Tony Matussek, '61-62
 Gary Maxwell, '73
 Gentry Mayo, '51
 Frankie Mays, '77
 Steve McAdoo, '89-92
 Nick McAfee, '02-05
 Jimal McBride, 2013-14-15-16
 Eric McBroom, '92, '94
 Jimmy McCamey, '87-90
 D. McCamish, '64-65
 James McCarrroll, '56-59
 Corey McCarron, 2015
 James McClellan, '77-78
 Joe McClendon, '00-01
 Bobby McClintock, '40-41
 Chris McClover, '08-09

Thomas McCollum, '98
 Chuck McConville, '84
 Anthony McCord, '93-96
 John McCord, '46
 G. E. McCormack, '55-56
 Bob McCown, '51
 Chris McCoy, '06-07-08-09
 James McCoy, '47-50
 William McCrory, '36-40
 Gary McCroskey, '77-78
 H. McCullough, '49-50
 Marty McCullough, '51-53
 Mick McCullough, '80-81
 Kenny McDaniel, '83-85
 Andrew McDonald, '97-98
 Billy McDonald, '39-41
 Sancho McDonald, 2008-09-10-11
 Lebrian McGill, '94-97
 Clofton McGehee, '34-36
 Kennedy McGruder, 2012
 H. McHorney, '71-72
 G. McIntire, '40-41, '46
 Everett McIntire, '35-37
 James McKenzie, '91-93
 Mark McKinnon, '80-83
 Byron McLead, '08
 Omar McLendon, 2009-10-11-12
 Brandon McLeroy, 2008-09-10-11
 Typail McMullen, '96
 Glen McMurray, '86
 Jeremy McMurry, '95-96
 DeMarco McNair, '04-06-07
 Pat McNeil, 2012-13-14-15
 Howard McPeak, '46-47
 Doyle Meacham, '37
Chris Melton, 2015-16
 Jim Merryman, '79-82
 Johnny Miles, '49-50
 Kenneth Miles, '25
 Brad Miller, '48-49
 Charlie Miller, '36-38
 Ed Miller, '69-72
 Eran Miller, '96-97-98
 Larry Miller, '76, '78-80
 Randall Miller, '71-72
 Ray Miller, '00
 Brown Mims, '35-36
 Dennis Mimms, '91-94
 Barry Minatra, '75-78
 Bill Ming, '76-79
Michael Minter, 2015-16
 Anthony Mitchell, '93
 Pat Mitchell, '46-47
 Ricky Mitchell, '87-90
 Dennis Mix, '79-82
 Kevin Mix, 2012
Jovante Moffatt, 2015-16
 Joey Montalbano, '00-03
 Robert Montgomery, '73
 Roo'velt Montgomery, '91
 Jack Moore, '49
 Jay Moore, '93-96
 Judd Moore, '97-98
 Johnny Moore, '57-59
 Mike Moore, '74-77
 Tim Moore, '76

W. Moore, '29-30, '32-33
Bob Moorhead, '84-85
Joe Moos, '00-01
Joe Morgan, '50
Mike Morgan, '94-96
Blake Morris, '01
Teddy Morris, '62-65
Mark Morrison, '83-86
Pat Morrison, '65-67
Sean Mosley, '04-05-06
Jimmy Moss, '71-72
Demetric Mostiller, '93-96
Robert Mullins, '85-86
Mike Mulvihill, '70
C'man Murdock, '69-72
Bubber Murphy, '35-37
Jeff Murphy, 2010-11-12
Rick Murphy, '85
Stan Murphy, '75-76
Woody Murphy, '93-94
Bo Murray, '49-50
Joel Musgrave, '67
Darren Mustin, '04
Bart Myers, '88-91

N

Jim Nabors, '59-61
Sherman Neal, '08
Jim Neeley, '54
Terrell Nesmith, '96-97
Larry Nelson, '48
Steve Nesbitt, '68-69
William Nesbitt, '42, '46-48
Kendall Newson, '98-01
Sam Nichols, '41
Damon Nickson, '04-05-06-07
Mike Nihill, '88-91
Brandon Nix, '04-05-06-07
George Noe, '57-60
Dearco Nolan, 2010-11-12-13
Kenny Nolan, '71-72
Jimmie Norton, '34
Matt Norwood, '97-98
Mike Nourse, '86-87
Danny Nowell, '68
Nick Nunez, 2013

O

Sean O'Kane, 2014
Ray Oldham, '69-72
Tommy Opincar, '97
Bob Orsillo, '72-74
Bobby Osteen, '51-54
Herman Osteen, '26
Richard Osteen, '28-32
William Overby, '33-34
Ralph Overton, '66-68
Hoyte Owen, '33-34
Adrian Owens, '90-93
Antoine Owens, '04
Herbert Owenby, '64-67

P

Ray Palhegyi, '84-85

Alvin Palmer, '74-77
Jamison Palmer, '99, '01
Smartt Paris, '30-33
Brandon Parker, '01-02-03
Joe Parker, '65-67
Jordan Parker, 2012-13-14-15
Shelby Parker, '95
Joe Parks, '25
Jonathan Parks, '03, '05-06
Reggie Parks, '94-95
Vince Parks, '88-92
Luke Paschall, '04-05-06
Kevin Pascoe, '99-02
Lee Pate, '34
Andy Patterson, '88-91
Greg Patterson, '94
Harold Patterson, '68-70
Herbert Patterson, '68-71
Homer Patton, '77-78
Tommy Patton, '53
Elbert Patty, '38-40
Keith Pauldo, '97-00
Bobby Payne, '03-05
Nick Payne, '99-01
Jerry Pearson, '59-61
Jimbo Pearson, '60-61, '63-64
Tony Pearson, '87
Wade Peery, '83-86
Joe Pelt, '71-73
Chase Pennycuff, 2012-13-14-15
Emmanuel Perez, '07-08-09-10
Chris Perkins, 2013-14
Brandon Perry, '05, '08-09
Jeremy Perry, '07
Garth Petrilli, '91-94
Terry Pettis, 2013-14-15
David Petty, '62-64
Martez Phelps, '97-00
Lance Phillips, '00-01
Witcher Phillips, '41-42
Larry Pickett, '83-86
Ron Pierce, '62
Eddie Pigue, '60-62
Delvin Pikes, '98-00
C. Pinkleton, '49-50, '55
Homer Pittard, '34-35
Jack Pittman, '85-88
Mike Pittman, '84-87
Aaron Pitts, '02-03
Bucky Pitts, '57-59
Don Plonk, '54-56
Roy Polite, '04-05-06-07
Greg Pollard, '89-90
Jackie Pope, '62
Kenneth Pope, '93
Kevin Pope, 2011-12
Charlie Porter, '80-81
Nate Porter, '70-73
Kelly Potter, '81-84
William Pratcher, 2011-13
Michael Prather, '92
Keathley Presgrove, '25
Jonathan Presley, '05-06
Willis Presley, '38-40
David Price, '06-07
Ben Pridemore, '55-56

Reggie Primas, '99-00
Alan Prince, '42, '46-48
Tony Prince, '89
Jonathan Proby, '99-02
J. B. Proctor, '49
Juno Prudhomme, 2009-10
Jeremy Pruitt, '93-94
James Pryor, '73-74
Nat Puckett, '36-37
Ray Purvis, '56-59
Larry Puryear, '58-60
Steve Puryear, '81-82
DeJuan Pye, '90

Q

Jonathan Quinn, '95-97

R

Jimmy Rader, '69-70
Robert Rader, '80-83
Justin Rainey, '03, '05-06
J. R. Ralston, '25-26
W. T. Ralston, '25-26
Darryl Randolph, 2015-16
William Randolph, '62-65
Muhammad Rashada, '00-03
Garnett Rather, '51-53
Keon Raymond, '04-05
Robert Rawdings, '38
Sam Rawls, '42
Howard Ray, '51
Keegan Ray, '96-99
H. Reasonover, '41-42
Jamie Redmond, '89-92
Doyle Reece, '51
Van Reed, '51-53, '56
William Reed, '46-47
Dale Reese, '70
Clay Rein, '95-96
Greg Rein, 2014
Tyshun Render, 2016
Bob Reynolds, '30-32
Francis Reynolds, '53-55
Steven Rhodes, 2013-14-15-16
Charles Rice, '60-62
Kevin Rich, '97
John Richards, '73
Kevin Richer, '98-99
Robbie Ridings, '79-82
Larry Ridley, '96
Clyde Riggs, '25
Matt Riley, '84-85
Ted Riley, '07-08
Kyle Ringley, '04-05
Lester Rizer, '54-56
James Roberson, 2012-13-14-15
Jay Roberson, '91
Robbie Roberts, '93-95
Stephen Roberts, 2011-12-13
Bill Robertson, '63-66
Jimmy Roberto, '81-82
Bradley Robinson, '04-05-06-07
Brown Robinson, '37-39
Cam Robinson, '06, '08-09

Gerald Robinson, '79-82
Kelvin Robinson, '87-90
Michael Robinson, '74-77
Mike Robinson, '74-77
Veion Robinson, 2013
Dean Rodenbeck, '70-73
Billy Rogers, '53-55
Hunter Rogers, 2013-14-15-16
Robbie Rogers, '75-78
Fred Rohrdanz, '72-74
Buck Rolman, '53-56
Canon Rooker, 2013-15-16
Oscar Rose, '27-28
Kenneth Ross, '59-61
Jonathan Roth, 2016
Robert Roth, '30-32
Manson Rowan, '55
Tony Rowland, 2014
Don Rucker, '54-55
Charles Rudder, '39
Maxie Runion, '49-51
Ken Rushlow, '68
Eric Russell, 2010-11
Garland Russell, '49
Willis Rust, '29
Mac Rutherford, '37-39

S

J.K. Sabb, '05-06
Eugene Sadler, '53-54
Mark Sadler, '94-95
Cleannord Saintil, '04-05
Anderson Sanders, '78
DJ Sanders, 2014-15-16
Jimmy Sanders, '76-77
Robert Sanders, '46
Gary Sands, '33-34
Brown Sanford, '79-81
Sulecio Sanford, '97-98
Christopher Sapp, '03, '05-06
Charles Sarver, '33-35
J. O. Sarver, '37-39
Robert Sarvis, '38-40
Jim Saunders, '49
Randy Saunders, '76-78
Larry Sawyer, '70-71
Sean Saylor, '99-00-01
Devarick Scandrett, '02-05
Arthur Scates, '40
Steve Scates, '74-75
John Schneider, '75
Bob Schomberg, '67
Andy Scott, '92
Jeff Scott, '80
Tanaka Scott, '00-01
Sammy Seamster, 2009-11-12-13
Bob Searcy, '49-51
Robert Seay, '35-37
Garrett Self, '84-87
Jonah Sells, 2013-14
P. Sensabaugh, '92-93
Bill Settle, '60-63
Maurquice Shakir, 2015-16
Talmadge Sharber, '46
Brownlow Sharpe, '30-33
Chris Sharpe, 2011-12-13-14
George Sharpe, '33-34
Eugene Shaw, '97
Jonathan Shaw, '01
Mike Shawen, '71-74
Rodney Shelton, '93-94
Brent Shepard, '86-88
Kenneth Shipp, '48-49
Jeff Shockley, '75-76
Raymone Shockley, '92
Calvin Short, '61-63
Derek Shropshire, '06-07
Blaine Sidders, 2012-13-14
Pat Siegfried, '76-78
Kabote Sikyala, '02
Evans Simmons, '33-34
Polenski Simms, '97
Cory Simpson, '92-94
Jared Singletary, 2013-14-15
Clay Sistrunk, '80
Ed Skinner, '73-74
Dennis Smart, '86
Doris Smartt, '41
Maury Smartt, '42
David Smiley, '64
Antonio Smith, '95
Bobby Ray Smith, '53-54
Brian Smith, '04-05
Carter Smith, '35-37
Charles Smith, '53-56
Chris Smith, '88-91
Colby Smith, '03-04-05-06
Demetrius Smith, '91
Doyle Smith, '37-39
Dwight Smith, '07-08-09-10
Floyd Smith, '28
Henry Smith, '77
Herman Smith, '30-32
Howard Smith, '61-63
Jerry Smith, '62-65
John R. Smith, '49-51
Luther Smith, '29-32
O.J. Smith, '91
Otis Smith, '47-48
Patrick Smith, 2016
Reese Smith, '42
Roger Smith, '39-41
Ryan Smith, '99
Sam Smith, '37-39
Samuel Smith, '01-02
Sean Smith, 2015
Shannon Smith, 2014
Urban Smith, '26
Van Smith, '81
Vincent Smith, '98
Walter Smith, '82
W'dy Smitherman, '35-37
Tom Smogorzewski, '77
E. H. Smotherman, '46
Scott Smykal, '85
Jerome Snead, '25
Christopher Snorton, '94
Kendall Solomon, '97-98
Jacob Sorrells, '97
Sparkman, '49
Jeff Spencer, '80-83

Spook Spickard, '75
 Jason Spray, '99-01
 Steve Spurling, '84-87
 Bill Spurlock, '79-80
 Dino Stafford, '89, '91
 Leonard Staggs, '46-47
 Jerry Stapleton, '58-60
 Jimmy Staten, 2010-11-12-13
 Quinton Staton, '04-05
 Rick Steadman, '72-75
 Ronald Steed, '04-05
 Cedric Stegall, '95, 97-98
 Daniel Stephens, 2013-14-15-16
 John Marc Stephens, '05, '08
 Wes Stephens, '98-01
 John Stevens, '80
 LoHarrell Stevenson, '69
 Melvin Stevenson, '91
 Anfernee Stewart, 2013-14
 Dana Stewart, '04-05-06-07
 David Stewart, '69-72
 Harold Stewart, '35
 Steve Stewman, '70
 Adam Stickel, 2013-14
Brent Stockstill, 2015-16
 Connie Stone, '84
 Dwight Stone, '85-86
 Don Stotser, '50-52
 Alex Stuart, 2008-09-11
 Alex Suber, '05-06-07-08-09
 Tom Suddarth, '41-42
 Darius Sullivan, '90
 Edward Sullivan, '49
 Jimmy Sullivan, '55
 Tony Sutton, '02-03
 Chuck Swafford, '86-89
 John Swafford, '48-50
 Hubert Swan, '26-28
 Terry Sweeney, '55-56

T

Burt Talley, '92-95
 Phillip Tanner, '06-07-08-10
 Jim Tate, '94
 John Tate, '87-89
 Markee Tate, '92-94
 Charles Taylor, '40
 Jeff Taylor, '90
 Rod Taylor, '06
 Ron Taylor, '68-70
 Corey Teague, '91-94
 Ronald Teague, '79
 Ervin Templeton, '29
 Brandon Thomas, '94-97
 Claude Thomas, '51
 Darrien Thomas, '86-87
 Dickie Thomas, '66-68
 Don Thomas, '85-88
 Hamp Thomas, '34-35
 Jeff Thomas, '96-99
 Kamani Thomas, 2015-16
 Mike Thomas, '94
 William Thomas, '79-80, '81-82
 Frank Thomason, '56-59
 Joe Thompkins, '46

Andy Thompson, '66-69
 B. H. Thompson, '25-27
 Craig Thompson, '84
 J. B. Thompson, '36-38
 Jerry Thompson, '76-79
 Jim Thompson, '68-69
 Mark Thompson, '06-07-08-09
 Mitch Thompson, '53-54
 Sam Thompson, '29-30
 William Threlkeld, '37-38
 Wm. Throneberry, '25
 Marcus Thurmond, 2012
 Don Thweatt, '53
 Frank Tice, '47-50
 Diko Tinch, '99-00
 Kenny Tippins, '85-88
 Danny Tolbert, '03-04
 Emanuel Toles, '79-82
 Montrell Toney, '91-92
 Nathaniel Toulson, 2010-11
 Alton Treadway, '51-52
Conner Trent, 2015-16
 Joe Troop, '35-37
 Brett Trott, '02-03
 Jabbar Troutman, '91-92
 Bernie Tucker, Jr., '40-41
 David Tucker, '76-79
 Gary Tucker, '07-08-09-10
 Kevin Tucker, '68
Shane Tucker, 2013-14-15
 Tommy Tucker, '41
 Matt Tulloss, '92
 Kyle Turnbow, '05
 Harold Turner, 2009-10-12
 Paul Turner, '28

U

Marcus Udell, '08-09
 Max Ugboaja, 2011-12-13-14
 Dutch Uhlian, '27-28
 Mike Underwood, '92
 Derek Upshaw, 2010
 Reggie Upshaw, '95-96
 David Upton, '84
Isiah Upton, 2016
John Urzua, 2016

V

Nat Vance, '46
 Jerry Vanderpool, '01-04
 Vincent Van Horne, 2012
 Larry Vantrease, '72
 Vic Varallo, '46-48
 Frank Victory, '64-67
 Jim Violette, '64-65
 Brian Volley, '97-98

W

Adam Wade, '07-08-09
 Dwight Wade, '86
 Trey Wafford, 2014-15
 David Waggoner, '83-84
 G'ville Waggoner, '34-36
 Erik Walden, '04-05-06-07

Mal Waldrep, '97
 Billy Walker, '64-67
 Brent Walker, '99-00
 Charlie Walker, '97-99
 Demetrios Walker, '01-03
 Floyd Walker, '86-87
 Josh Walker, 2010-11-12-13
 Toby Walker, '94, '96
 Xavier Walker, 2013-14-15
 Joe Wallace, '33
 Doug Waller, '02
 Waller, '26
 James Walls, '46
 Jeff Walsh, '72
Charvarius Ward, 2016
 Don Ward, '67-68
 Robert Warden, '38
 Billy Warren, '63-66
 Derrick Warren, '85
 Vernon Warren, '83-84
 Tom Wascura, '69
 Art. Washington, '81-82
 Norman Washington, 2008-09-10-11
 H. L. Wasson, '36-38
 Curt Watkins, '90-93
 David Watson, '91-94
 Doug Watson, '47-50
 F. Watson, '39-40, '46
 Gene Watson, '60
 Hulon Watson, '57
 Whit Watson, '57-59
 Quay Watt, 2014-15
 Phil Watts, '65-66
 Alex Weaver, '02-03
 Jeremiah Weaver, '04-05
 Lamumba Weems, '93
 Shingo Weems, '92
 Tom Weingartner, '72-75
 Ykeem Wells, 2012-13-14
 Tony Wesley, '98
 Claude West, '27
 Duane West, '78
 George West, '53-54
Terelle West, 2016
 Brandon Westbrook, '00-03
 Gary Whaley, '60-63
 Larry Whaley, '60-63
 Lamar Whatley, '81
 Reggie Whatley, 2011-12-13-14
 Paul Wheeler, '02-05
 Andy Whitaker, '89
 Bill White, '60
 Kris White, '94
 Yearwood White, '46
 Kenrick Whitehead, '97-98
 Delmas Whitten, '51-53
 Richard Widener, '95
 Joe Wiggins, '59
 Jim Wilhite, '64-67
 Greg Wilkins, '79-80
 Mark Willess, '87
 Anthony Williams
 Arthur Williams, 2010-12
 Bobby Williams, '05-06-07
 Buck Williams, '95-96
 Camp'll Williams, '46-48
 Darrell Williams, '77

Don Williams, '53
 Jimmy Williams, '69-70
 Lambert Williams, '27
 Mike Williams, 2008-09-10-11
 Ralph Williams, '58-61
 Ed Willis, '71-72
 Josh Willoughby, '01-03
 Azar Wilson, 2016
 Elmo Wilson, '75
 Jermaine Wilson, '93, '95-97
 Jimmy Wilson, '55
 Jordan Wilson, '05
 Mark Wilson
 Tommy Wilson, '54
 William Wilson, 2013-14
CJ Windham, 2016
 Gene Windham, '57-59
 Joe Windham, '57-60
 Tommy Winfree, '71-72
 Wayne Winters, '60-62
 Ed Witherspoon, '72
 Arsey Womack, '46
 Gary Womack, '82-84
 Mike Womack, '67-68
 Toby Wood, '65-66
 Jeff Woodard, '77
 James Woodfin, '30
 John Woodfin, '26-27
 Michael Woods, '00-03
 Bob Woody, '30
 David Woolridge, '84
 Mark Worrell, '97
 Worsham, '29
 Eddie Wright, '73-76
 Gary Wright, '67-70
 Kerry Wright, '01-04
 Knox Wright, '54
 Stan Wright, '76-79
 Tom Wright, '73-76

Y

Linnie Yarbrough, '04-05
 Carl Yates, '37-39
 Scotty Yeaman, '62-63
 Wheeler Yeargin, '27
 Jack Yearwood, '42, '46-48
 Brian Yorston, '92-94
 David Youell, '99-02
 Bobby Young, '51-53
 Hubert Young, '32
 Rodney Young, '87
 Shawn Young, '97
 Trent Young, '92-95
 Tom Youree, '53-54

Z

Ed Zaunbrecher, '69-72
 Kai Zeigler, '01-02
 Brad Zeitner, '82-83

ALL-TIME WIN LIST

| Name | Years | Record |
|------------------------|---------------------|-------------------|
| Charles Murphy | 1947-68 | 155-63-8 |
| Boots Donnelly | 1979-98 | 140-87-1 |
| Rick Stockstill | 2006-Present | 72-66-0 |
| Alfred Miles | 1913-16, 1919-23 | 36-16-4 |
| Andy McCollum | 1999-2005 | 34-45-0 |
| Frank Faulkinberry | 1926-32 | 33-26-4 |
| Johnny "Red" Floyd | 1917, 1935-38 | 30-8-1 |
| Bill Peck | 1970-74 | 27-25-2 |
| E.W. Midgett | 1940-42, 1946 | 17-12-3 |
| Ben Hurt | 1975-78 | 12-31-1 |
| Guy Stephenson | 1924-25 | 4-9-2 |
| E.M. Waller | 1933-34 | 3-14-1 |
| Herc Alley | 1939 | 1-6-1 |
| Don Fuoss | 1969 | 1-9-0 |
| L.E. Mutt Weber | 1911-12 | 1-1-0 |
| Total | | 566-418-28 |

| Year | Coach | W-L-T | Captains |
|------|----------------------------|---------|---------------------------|
| 1911 | L.T. Mutt Weber | 0-1-0 | No Record |
| 1912 | L.T. Mutt Weber | 1-0-0 | No Record |
| 1913 | Alfred B. Miles | 5-1-1 | W. B. McKnight |
| 1914 | Alfred B. Miles | 5-0-1 | W. E. Ragland |
| 1915 | Alfred B. Miles | 2-3-1 | No Record |
| 1916 | Alfred B. Miles | 5-2-0 | Cass Miles |
| 1917 | Johnny (Red) Floyd | 7-0-0 | P. V. Overall |
| 1918 | No Football - World War I | | |
| 1919 | Alfred B. Miles | 6-0-0 | Rupert Smith |
| 1920 | Alfred B. Miles | 4-1-0 | No Record |
| 1921 | Alfred B. Miles | 3-2-1 | Boots Ridley |
| 1922 | Alfred B. Miles | 2-6-0 | Dewey Hunter |
| 1923 | Alfred B. Miles | 3-1-0 | Bob King |
| 1924 | Guy Stephenson | 1-5-0 | Kenneth Miles |
| 1925 | Guy Stephenson | 3-4-2 | Keathly Presgrove |
| 1926 | Frank A. Faulkinberry | 4-2-1 | J. R. Ralston |
| 1927 | Frank A. Faulkinberry | 6-2-0 | Henry Hackman |
| 1928 | Frank A. Faulkinberry | 2-4-1 | Hubert Swann |
| 1929 | Frank A. Faulkinberry | 6-3-1 | John Dixon |
| 1930 | Frank A. Faulkinberry | 5-5-1 | Julian Crocker |
| 1931 | Frank A. Faulkinberry | 6-4-0 | Emerson Hendrix |
| 1932 | Frank A. Faulkinberry | 4-6-0 | Luther Smith |
| 1933 | E. M. Waller | 1-7-1 | Brownlow Sharpe |
| 1934 | E. M. Waller | 2-7-0 | Buck Edwards |
| 1935 | Johnny (Red) Floyd | 8-0-0 | Homer Pittard |
| 1936 | Johnny (Red) Floyd | 7-1-0 | Miles Baskins |
| 1937 | Johnny (Red) Floyd | 6-1-1 | Joe Troop/J. Hambrick |
| 1938 | Johnny (Red) Floyd | 2-6-0 | J. Thompson/W. Hoffman |
| 1939 | Herc Alley | 1-6-1 | Sam Smith |
| 1940 | E. W. Midgett | 4-4-0 | E. Patty/T. Hudson |
| 1941 | E. W. Midgett | 4-3-1 | D. Adamson/B. McDonald |
| 1942 | E. W. Midgett | 4-2-1 | Davenport/Smith/Burkett |
| 1943 | No Football - World War II | | |
| 1944 | No Football - World War II | | |
| 1945 | No Football - World War II | | |
| 1946 | E. W. Midgett | 5-3-1 | G. McIntyre/B. Burkett |
| 1947 | Charles M. Murphy | 9-1-0 | H. Brandon/L. Staggs |
| 1948 | Charles M. Murphy | 5-5-0 | A. Varallo/B. Nesbitt |
| 1949 | Charles M. Murphy | 8-0-1 | J. Adams/Fred Grider |
| 1950 | Charles M. Murphy | 9-2-0 | J. McCoy/F. Atchley |
| 1951 | Charles M. Murphy | 7-2-2 | C. Lyons/M. Runion |
| 1952 | Charles M. Murphy | 6-5-0 | J. Lofton/John R. Smith |
| 1953 | Charles M. Murphy | 7-4-0 | H. Alsup/G. Rather |
| 1954 | Charles M. Murphy | 4-4-2 | Joe Collier/Garner Ezell |
| 1955 | Charles M. Murphy | 7-2-1 | G. Haley/S. Corban |
| 1956 | Charles M. Murphy | 7-3-0 | T. Sweeney/Ben Hurt |
| 1957 | Charles M. Murphy | *10-0-0 | B. Rolman/R. Massey |
| 1958 | Charles M. Murphy | *8-2-0 | Harold Greer/Roy Hall |
| 1959 | Charles M. Murphy | *10-0-1 | Bucky Pitts/Brady Luckett |

| | | | |
|------|-------------------|---------|---|
| 1960 | Charles M. Murphy | 5-5-0 | J. Windham/Nicky Lynch |
| 1961 | Charles M. Murphy | 7-4-0 | Don Faulk/Jerry Pearson |
| 1962 | Charles M. Murphy | *6-4-0 | Evans/Winters/Drennon |
| 1963 | Charles M. Murphy | 8-2-0 | Jackie Pope/Calvin Short |
| 1964 | Charles M. Murphy | *8-2-1 | J. Armstrong/H. Petty |
| 1965 | Charles M. Murphy | *10-0-0 | K. Atchley/W. Randolph |
| 1966 | Charles M. Murphy | 7-3-0 | Larry Dotson/Jerry Smith |
| 1967 | Charles M. Murphy | 5-5-0 | M. Matheny/B. Robertson |
| 1968 | Charles M. Murphy | 2-8-0 | Daniel/Mathews/Claxton |
| 1969 | Donald E. Fuoss | 1-9-0 | Game Captains |
| 1970 | Bill Peck | 6-3-1 | D. Duvall/T. Edwards |
| 1971 | Bill Peck | 7-4-0 | Jim Inglis/Danny Buck |
| 1972 | Bill Peck | 7-3-1 | C. Holt/Greg Gregory |
| 1973 | Bill Peck | 4-7-0 | Joe Pelt / Ed Witherspoon |
| 1974 | Bill Peck | 3-8-0 | Orsillo/Flippin/Rohrdanz |
| 1975 | Ben Hurt | 4-7-0 | Boyd/Emert/Woodfork |
| 1976 | Ben Hurt | 4-7-0 | Dunster/ Wright/Wright |
| 1977 | Ben Hurt | 3-8-0 | Moore/Buck/Murphy |
| 1978 | Ben Hurt | 1-9-1 | R. Rogers/S. Wright |
| 1979 | Boots Donnelly | 1-9-0 | Game Captains |
| 1980 | Boots Donnelly | 2-8-0 | Bryant/Dickerson/Ridings |
| 1981 | Boots Donnelly | 6-5-0 | S. Bryant/G. Wilkins |
| 1982 | Boots Donnelly | 8-3-0 | Ridings/Mix/Dickerson |
| 1983 | Boots Donnelly | 8-2-0 | Roger Carroll/Allen Ball |
| 1984 | Boots Donnelly | 11-3-0 | Greg Casteel/Randy Car |
| 1985 | Boots Donnelly | *11-1-0 | Mike Clark/Don Griffin |
| 1986 | Boots Donnelly | 6-5-0 | C. Andrews/R. Colvard. |
| 1987 | Boots Donnelly | 6-5-0 | G. Anderson, D. Thomas |
| 1988 | Boots Donnelly | 7-4-0 | M. Collier/D. Thomas |
| 1989 | Boots Donnelly | *9-4-0 | Van Dinger/M. James |
| 1990 | Boots Donnelly | *11-2-0 | P. Ironside/Marty Carter |
| 1991 | Boots Donnelly | 9-4-0 | J. Campbell/S. Boykin |
| 1992 | Boots Donnelly | *10-3-0 | S. McAdoo/M. Caldwell |
| 1993 | Boots Donnelly | 5-6-0 | M. Jordan/Curt Watkins |
| 1994 | Boots Donnelly | 8-3-1 | K. Holcomb/M. Tate |
| 1995 | Boots Donnelly | 7-4-0 | B. Lyons/N. Claybrooks |
| 1996 | Boots Donnelly | 6-5-0 | A. Hicks/A. McCord |
| 1997 | Boots Donnelly | 4-6-0 | L. McGill/Jonathan Quinn |
| 1998 | Boots Donnelly | 5-5-0 | M. Lowe/M. Norwood |
| 1999 | Andy McCollum | 3-8-0 | Game Captains |
| 2000 | Andy McCollum | 6-5-0 | Game Captains |
| 2001 | Andy McCollum | *8-3-0 | Game Captains |
| 2002 | Andy McCollum | 4-8-0 | Game Captains |
| 2003 | Andy McCollum | 4-8-0 | Game Captains |
| 2004 | Andy McCollum | 5-6-0 | Game Captains |
| 2005 | Andy McCollum | 4-7-0 | Game Captains |
| 2006 | Rick Stockstill | *7-6-0 | Eugene Gross, Jonathan Harris, Clint Marks, |



COACH OF THE YEAR HONORS

| Name | Year | Honor |
|------------------------|-------------|---------------------------------|
| Charles Murphy | 1965 | Ohio Valley Conference |
| Bill Peck | 1970 | Ohio Valley Conference |
| Boots Donnelly | 1983 | Co-Ohio Valley Conference |
| Boots Donnelly | 1984 | NCAA Region 3 |
| Boots Donnelly | 1985 | Ohio Valley, NCAA Region 3 |
| Boots Donnelly | 1988 | Tennessee Sports Writers |
| Boots Donnelly | 1989 | Ohio Valley Conference |
| Boots Donnelly | 1994 | Tennessee Sports Writers |
| Andy McCollum | 2000 | Tennessee Sports Writers |
| Andy McCollum | 2001 | Tennessee Sports Writers |
| Rick Stockstill | 2006 | Sun Belt Conference |
| Rick Stockstill | 2006 | Tennessee Sports Writers |
| Rick Stockstill | 2006 | ESPN.com |
| Rick Stockstill | 2009 | Co-Sun Belt Conference |
| Rick Stockstill | 2009 | Tennessee Sports Writers |

| | | | |
|------|-----------------|--------|---|
| 2007 | Rick Stockstill | 5-7-0 | Justin Rainey Tavares Jones, DeMarco McNair, Bradley Robinson, Erik Walden |
| 2008 | Rick Stockstill | 5-7-0 | Joe Craddock, Wes Hofacker, Ivon Hickmon, Trevor Jenkins |
| 2009 | Rick Stockstill | 10-3-0 | Danny Carmichael, Desmond Gee, Patrick Honeycutt, Brandon Perry, Alex Suber |
| 2010 | Rick Stockstill | 6-7-0 | Mark Fisher, Jeremy Kellem, Dwight Smith, Phillip Tanner |
| 2011 | Rick Stockstill | 2-10-0 | Marquise Branton, Colin Boss, Derrick Crumpton, Arness Ikner |
| 2012 | Rick Stockstill | 8-4-0 | Anthony Amos, Benny Cunningham, Micah James, Omar McLendon, Jeff Murphy |
| 2013 | Rick Stockstill | 8-5-0 | Craig Allen, Logan Kilgore, Jimmy Staten, Josh Walker |
| 2014 | Rick Stockstill | 6-6-0 | Isaiah Anderson, Shubert Bastien, Leighton Gasque, Reggie Whatley |
| 2015 | Rick Stockstill | 7-6-0 | T.T. Barber, Kevin Byard, Darius Johnson, Pat McNeil |
| 2016 | Rick Stockstill | 8-5-0 | Raynard Felton, l'Tavius Mathers, DJ Sanders, Brent Stockstill |

*Conference Champions

Akin, Travis - Asst., 1957
 Aldridge, Miles - Asst., 1999-2000
 Allen, Craig - GA, 2014
 Anderson, Blake - Asst., 2002-2004
 Armstrong, Jack - GA, 1965
 Askern, Brice - Asst., 1982-83
 Bailey, Carey - Asst., 2003
 Bailey, Ron - GA, 1970
 Bailey, Terry - GA, 1962
 Baldwin, Bobby - Asst., 1975-76
 Barnes, Ray - Asst., 1991-96
Beckles, Jeff - Asst., 2016-Present
 Bibee, David - Asst., 1980, 2008-2016
 Bird, Steve - Asst., 1999-2000
 Bobo, John - Asst., 1997-98
Boles, Tyler - GA, Quality Control, 2015-Present
 Boyd, Shap - GA, 1985
 Bradford, Todd - Asst., 2002
 Bradley, J. - GA, 1984
 Brock, Brent - Asst., 2006-2012
 Brockman, Casey - GA, 2014
 Brown, Earl - 1984-85
 Buckner, Don - GA, 1970
 Bunio, Ed - Asst., 1979-94
 Burnoski, Richard - GA, DFP 2004-2005
 Burns, Kodi - Asst. 2015
 Butler, Charles - GA, 1966-67; Asst., 1968-71; 1987-93
 Camp, Gary - GA, 2000-01
 Campbell, Steve - Asst., 2002
 Carter, Wilson - GA, 1973
 Catavolos, George - Asst., 1969
 Cauthen, Joe - Asst., 2011-13
 Chizik, Gene - Asst., 1990-91
 Clayborne, L. E. - GA, 1964-65
 Collins, Mike - Asst., 2004 (never made start of season)
 Corbett, Sean - GA, 1996; Asst., 1997-98
 Cox, Jake - GA, 2003
 Crenic, Danny - Asst., 1979
 Criner, Mark - Asst., 2004-2005
 Cronin, Cory - GA, 2014-15
 Crook, Monte - Asst., 1974-76
 Csir, John - GA, 1977
 Culley, David - Asst., 1982
 Davis, Heath - GA/TE, 2002-2003
 Davis, Steve - Asst., 2001-2003
 Deere, Jack - Asst., 1958-62
Diabate, Siriki - Asst., 2017-Present
 Diaz, Manny - Asst., 2006-2009
 Dotson, Larry - GA, 1967
 D'Ottavio, Billy - Asst., 1995-96
 Drivas, Harry - GA, 1968
 Dyer, Hal - Asst., 1970-71
 Elarbee, Glen - GA, 2003-2004; Asst. 2012
Ellis, Steve - Asst., 2009-Present
 Farrell, Brendan - GA, 2005
 Faulkner, Buster - Asst., 2011-15
 Fedora, Larry - Asst., 1999-2001
 Ferguson, Lebron - GA, 1992
 Finley, Jim - Asst., 1969-72
 Fisher, Dean - Asst., 1971-73
 Fisher, Frank - GA, 1985
 Fiveash, Tom - Asst., 1979-80, 1983-90; 1994-98
 Flippin, Harry - GA, 1975
 Fouquier, Kevin - Asst., 2001-2005
 Fountain, Scott - Asst., 2004-2005
Franklin, Tony - Asst., 2009, 2016-Present
 Freeman, Nooby - Asst., 1935-43
Frost-Dixon, Jordan - GA, 2017-Present
 Fullam, Steve - GA, 1990
Genovese, Nolan - GA, 2016-Present
 George, Mickey - GA, 1964
 Gilstrap, Kenneth - GA, 2015-16
 Gooden, Chad - GA, 1993
 Goss, Antonio - Asst., 2006-2008
 Green, Dom - GA, 1994-95; Asst., 1997-98
 Greer, Charlie - Asst., 1950-51; 1956-57; 1962
 Gregory, Greg - GA, 1973



Hall, Dan - GA, 1994-95
 Hall, Roy - GA, 1964
 Hargis, Mike - GA, 1975
 Harris, Bobby Ray - GA, 1994
 Harvey, Jim - GA, 1965; 1968
 Hasty, Gerald - Asst., 1974
 Hayes, Joe Black - Asst., 1950-68
 Hayes, John T. - Asst., 1955
 Helton, L. T. - Asst., 1980-84
 Henderson, Curtis - GA, 2001
 Herrin, Les - Asst., 2006-2009
 Herzog, Ricky - Asst., 1997-98
 Hinshaw, Darin - Asst., 2001-05
 Hooker, Bubba - Asst., 1979-80
 Hughes, Ray - Asst., 1974-78
 Ironside, Phil - GA, 1992
 Jackson - Asst., 1938
 Jamison, Jamie - GA, 1970-71
 Jennings, John - Asst., 1979
 Johnson, James - Asst., 1999
 Jones, Billy Mack - Asst., 1954-57
 Jones, Derek - Asst., 2005
 Jones, Tom - Asst., 1985-86
 Jordan, Michael - GA, 1994
 Jordan, Nance - Asst., 1942-43
 Karl, Dan - Asst., 1999 (never made start of season)
 Kaufman, Art - Asst., 2005-07
 Kerr, Bob - GA, 1963
 Kirksey, Larry - Asst. 2006
 Laster, Kent - Asst., 2004
 Law, Clarence - GA, 1962
 Lear, Don - Asst., 1961-68
 Lewis, Cliff - Asst., 1997-98
 Lisle, Joe - GA, 1992-93
 Little, Joe - Asst., 1949-51
 Lock, Bobby - Asst., 1958-59
 Majors, Larry - GA, 1966
Mallory, Rick - 2013-Present
 Mangus, G.A. - Asst., 2006-2008
 Martin, Leo - Asst., 1978
 Martin, Ron - Asst., 1970
 Matthews, Tate - GA, 1996
 McAdoo, Steve - GA, 1996; Asst., 1997-1998
 McCarty, Tim - GA, 1988-89
 McCray, Randall - Asst., 2010
 McLendon, Omar - GA, 2014-16
 McManus, Jason - GA, 2000-2002
 McCollum, Andy - Asst., 1982-88; HC, 1999-2005
 McCorvey, Kez - Asst., 2016
 McMahan, Howard - Asst. 2000-01
 McPhail, Thomas - GA, 1990
 Meziere, Carl - GA, 1992
 Middleton, Albert - asst., 1934-45
 Miller, Ed - GA, 1973

Monroe, Benny - Asst., 1977-78
 Moore, Matt - Asst., 2012
 Morris, Teddy - Asst., 1970-73
 Newsome, Randy - Asst., 1987
 Nix, Tyrone - Asst., 2012-2016
 Oakes, Ed - Asst., 1983-84
 O'Neal, Preston - Asst., 1986-93
 Osteen, Dick - Asst., 1934
 Palermo, John - Asst., 2010-11
 Parsons, Myers - Asst., 1975-77
 Patty, E. K. - Asst., 1949-55
 Peck, Bill - Asst., 1969; HC, 1970-74
 Peveto, Bradley Dale - Asst., 2003-04
 Phillips, Jim - GA, 1974
 Pippin, Randy - Asst., 1988-89
 Pittman, Jack - GA, 1992-93
 Pollard, Roger - GA, 2008-09
Polly, Mike - GA, 2007-2009; Asst., 2013-Present
 Powell, Hagan - Asst., 1936
 Purvis, Ray - Asst., 1960
 Reynolds, Francis - Asst., 1961
 Ricker, A.J. - Asst., 2012 (never made start of season)
 Ridings, Rob - GA, 1984; Asst., 1984
 Riel, Francis - Asst., 1950-51
 Roark, Eric - Asst., 1990-96
 Robins, Alex - Asst., 1983-2005
 Rodgers, Kacy - Asst., 1999-2001
 Rolman, Buck - Asst., 1958-59
 Romine, W. R. - Asst., 1941
Royston, Dustin - GA, 2017-Present
 Salyer, Wes - GA, 1996; Asst., 1997-98
 Sanders, Joe - Asst., 1980-82
 Schultz, Mike - Asst., 2010
 Scott, Andy - GA, 1995
 Sells, Jack - Asst., 1987
 Shackelford, Duke - Asst., 1979
Shafer, Scott - Assistant, 2017-Present
Shafer, Wolfgang - GA, 2017-Present
 Shelly, J.P. - GA, 2005-2007
 Shipp, Ken - Asst., 1956
 Short, Calvin - GA, 1966
Silvoy, Austin - GA, 2016; WR, 2017-Present
 Simmons, Willie - Asst., 2007-2011
 Smith, Dwight - GA, 2012-13
 Smitherman, Woody - Asst., 1939
 Sorrell, Henry - Asst., 1972-73
 Stephens, Jimmy Ray - Asst., 2006-2011
 Stowe, Durwood - GA, 1949
 Swanson, Mike - GA, 1977
 Sweeney, Terry - Asst., 1963-67
 Sypult, Jim - Asst., 1974-78
 Tanner, Phillip - GA, 2015 (never made start of season)
 Tanney, Todd - Asst., 1994-96
 Tate, Fred - Asst., 2002
 Taylor, Marshall - Asst., 1977-78
 Therrell, Dennis - Asst., 1985-86
 Tomlinson, Alan - GA, 1990
 Vinklarek, Ronnie - Asst., 2003
 Wade, Geep - Asst., 2013-15
 Wagner, Otis - Asst., 1972-74
 Walker, Floyd - Asst., 1992-2005
 Walls, Marcus - GA, 1999-2000
 Watson, Jeff - GA, 1999-2000
 Watts, Justin - Asst., 2006-2014
 West, Lou - Asst., 1981-82
West, Tommy - Asst., 2014-Present
 West, Turner - GA, 2012-13
 Whaley, Gary - Asst., 1964-73
 Wickline, Joe - Asst., 1999-2001
 Williams, Chad - GA, 2013
 Williams, Tyler - GA, 2005-06
 Windham, Joe - GA, 1961
 Wise, Bill - GA, 1969
 Wood, Chuck - Asst., 1981
 Wood, Toby - GA, 1967-68
 Woodford, Mike - Asst., 1985; 1999-2000
 Wright, Gary - GA, 1971

2017 Inductees

A

Brett Alexander (2015)
Howard Alsup (2001)
Max Arnold (1994)
Greg Artis (2001)
Ralph Askins (1984)
Keith Atchley (1986)

B

Elmer "Moody" Bain (1982)
Miles "Moe" Baskin (1992)
Kippy Bayless (2015)
Mary Beasley (1984)
Jerry Beck (2008)
Raymond Bonner (2011)
Marco Born (2017)
Buck Bouldin (2009)
John Bragg (1993)
Dewon Brazelton (2013)
Buford "Mudcat" Brewer (2011)
Jacqui Brown (2011)
Willie Brown (1979)
Ed Bunio (2010)
Bill Burkett (1996)

C

Mike Caldwell (2012)
George Camp (2003)
Joe Campbell (2008)
Roger Carroll (2013)
George Claxton (1995)
Wes Counts (2017)
Julian Crocker (1991)
Greg Cunnyngham (2007)

D

Jack Deere (1985)
John DoDoo (2008)
James "Boots" Donnelly (1993)
George Dykes (1987)

E

Jimmy Earle (1980)
Dr. Kenneth Ezell (1981)

F

Frank Faulkinberry (1977)
Sheik Faye (2009)
Johnny "Red" Floyd (1979)
George Frost (1996)

G

Ken Gerhart (2002)
Larry Gilbert (1994)
Chrissy Givens (2017)
Paul Goebel (2008)
Charlie Greer (1983)
Don Griffin (1998)
James Griffin (2014)
Harry Gupton (2012)

H

Henry Hackman (1978)
Monte Hale, Sr. (1981)
Vince Hall (2006)
James "Jaybird" Hamblen (1991)
John Hambrick (1995)
Kerry Hammonds (2014)
Charles Harmening (2009)
Dean Hayes (1982)
Joe Black Hayes (1997)
Tommy Haynes (1988)



Marco Born



Wes Counts



Chrissy Givens



Rick Insell



Michael McKenry



Andreas Siljestrom

Gary Head (1999)
Dwone Hicks (2013)
Pat Hicks (2016)
Vernon "Buck" Hindman (1980)
Kelly Holcomb (2008)
Patrice Holmes (2016)
Charlie Holt, Sr. (1989)
Jerry Hurst (1988)

I

Larry Joe Inman (2014)
Rick Insell (2017)

J

Jimmy Jackson (1994)
Joe B. Jackson (2004)
Dr. O. Tom Johns (2002)
Dwight Johnson (2010)
Gerald "Mama" Johnson (1989)
Horace Jones (1976)

K

Emmett Kennon (1997)
Charlie Kerr (1981)

L

Eddie Lloyd (2016)

M

Elmer "Molly" Malone (1982)
Clark Maples (2003)
Bill Martin (2004)
Jennifer Martinez (2014)
Steve McAdoo (2009)

Barry McClure (1996)
G.E. McCormack (1995)
Jennifer McFall (1999)
Roland McGhee (2005)
Roxie McHenry (1999)
Gene McIntire (1993)
Michael McKenry (2017)
Charles W. Miller (1992)
Cortney Mitchell (2016)
Dennis Mix (2005)
Danny Moore (2009)
Johnny Moore (2001)
Mike Moore (2007)
Teddy Morris (1976)
Charles M. "Bubber" Murphy (1976)

N

Fred Niemeyer (2010)
Joe Nunley (1985)

O

Brian Oldfield (2000)
Ray Oldham (1983)
John Richard "Dick" Osteen (1990)
Micah Otis (2014)
Herbert Owenby (2003)
Jayhawk Owens (2012)

P

Dr. E.K. Patty (1977)
Steve Peterson (2010)
Homer Pittard (1985)
Kelly Potter (2011)
John Price (1984)

J.B. Procter (1992)
Ray Purvis (1978)

R

Josh Renick (2015)
Dave Richardson (2010)
Priscilla Robinson (2013)
Dionne Rose (2006)
Maxie Runion (1977)

S

Charles Sarver (1987)
Mardy Scales (2015)
Kola Sharpe (1978)
Dale Short (2000)
Doug Shrader (2013)
Andreas Siljestrom (2017)
Tim Sisneros (2005)
Gene Sloan (1989)
Reese Smith (1986)
Stephen B. Smith (2004)
Woodrow Smitherman (1986)
Cromer Smotherman (1990)
Leonard Staggs (2002)
John Stanford (1987)
Larry Stewart (2007)
Dwight Stone (1998)
Dr. Hubert Swann (1988)
Terry Sweeney (2011)

T

Chuck Taylor (1985)
Claude "Sleepy" Taylor (2000)
B.H. Thompson (1980)
Ken Trickey (1991)
Diane Turnham (2012)

V

Vic Varallo (1983)
Kenneth Victory (1990)

W

Billy Walker (1998)
Kim Webb (1997)
Tawanya Mucker Wilson (2012)

Y

Jack Yearwood (2006)
Bobby Young (1979)

BLUE RAIDER HALL OF FAME FACTS

Started: 1976

First Inductees: Charles M. "Bubber" Murphy, Teddy Morris, Horace Jones

Purpose: To identify and honor in a permanent manner those individuals who have achieved excellence in athletics at Middle Tennessee and those others who have contributed to the advancement of athletics at the University by their support in time or resources or both.

Eligibility: 1) Individuals who shall be designated as eligible for Hall of Fame honors shall be limited to those generally referred to as Alumni Varsity Club members or for others who may have earned at least one letter in organized athletic competition since the establishment of the institution, or those who

2) have achieved excellence in athletics at the University and who have been officially disassociated as a student for a period of at least ten (10) years;

OR

3) have advanced and enhanced the concept of athletics at the University through their talents as coaches;

OR

4) have contributed in a substantial and unusual way to the advancement of athletics at the University, or who may be classed as nonathletes or coaches, and who may or may not have matriculated at the University.



Officially named Johnny “Red” Floyd Stadium/Horace Jones Field in 1968, Floyd Stadium will host its 82nd season of Blue Raider football with the 2017 campaign. Set on the northwest end of campus, Johnny “Red” Floyd Stadium has undergone a multimillion dollar renovation over the past few years to make it one of the premier facilities in the region and Conference USA.

During the summer of 2014, a new synthetic surface was installed to replace the turf that was installed in 2006. The surface is by Shaw Sports Turf and the brand used is Legion 46, which combines a high-performance monofilament fiber with a durable slit film fiber to provide a soft and resilient playing surface.

The Blue Raiders are **287-118-13** all-time at Floyd Stadium.

The stadium opened its doors on October 14, 1933, with a scoreless tie against Jacksonville State.

Originally built as two sideline grandstands on either side of an outdoor track, it was enlarged in 1940, 1960, 1968, and most recently in 1998 to bring it to its current configuration as an octagonal bowl.

The move to NCAA Division I-A (FBS) football was the catalyst for the 1998 renovation to Floyd Stadium. On August 24, 1995, the University announced plans for a \$25 million renovation, which was approved by the State Building Commission. After a lengthy bid process, ground was officially broken for the stadium in January of 1997 with Turner Construction handling the project.

Upon completion, the stadium featured 30,788 seats with only the east side grandstands remaining from the original structure. The old press box gave way to a five-story tower including luxury suites on the third level, a large press area and suites on the fourth level, and a camera deck on the fifth level. The renovation also included the addition of more chair-back seats as well as a club level.

The stadium is also equipped with 16 indoor suites and 38 outdoor boxes.

In addition to the spectator facilities, the stadium complex includes a team meeting room, position meeting rooms, a 10,000 square foot weight room for all Middle Tennessee teams, an academic center for Blue Raider student-athletes, and access to Murphy Athletic Center

from the stadium via a walkway. The stadium also allows for further expansion that would provide an increase of approximately 40,000 seats, putting capacity over the 70,000 mark.

The first game in the renovated stadium took place on Sept. 5, 1998. The game, in which Middle Tennessee hosted local rival Tennessee State, drew a school record at the time 27,568 fans. The attendance helped push Middle Tennessee over the top for its I-A qualifying attendance of 17,000 per game.

The Blue Raiders set a new stadium attendance record with 30,502 seeing the home team face Georgia Tech on Sept. 10, 2011.

The following is a rundown of the other facelifts that have been added during the 81-year history of Floyd Stadium:

1948: Permanent concrete stands added to Horace Jones Field to bring capacity to 6,200.

1960: Horace Jones Field expanded to 10,000 seats and a press area was added.

1968: Facility officially becomes Johnny “Red” Floyd Stadium/Horace Jones Field.

1968: Seating capacity expanded to 14,000. In addition, a larger press box was added.

1971: Artificial turf was installed and natural grass became a thing of the past. First game on the new turf was Oct. 2, 1971, against Chattanooga.

1979: On Nov. 3, stadium is officially dedicated and press box sign unveiled.

1998: \$25 million renovation expands seating capacity to 30,788 and the old press box gave way to a five-story facility with a club level, suites, press floor, and a camera deck.

2006: A new synthetic surface was installed to give the Blue Raiders one of the top surfaces in the country.

2007: A new state-of-the-art video board with an 18'x32' display was installed.

2011: A new fence was installed around the perimeter of the stadium.

2012: The Jeff Hendrix Stadium Club debuted on the west side of the stadium.

2014: New synthetic surface was installed, along with a new design.

2017: New ribbon video boards installed on east side

LARGEST MT CROWDS

| | | |
|------------|-------------------------|---------|
| 1. 30,502 | Georgia Tech..... | 9/10/11 |
| 2. 28,105 | Memphis..... | 9/12/09 |
| 3. 28,010 | Troy..... | 10/5/10 |
| 4. 27,568 | Tennessee State..... | 9/5/98 |
| 5. 27,519 | Southeast Missouri..... | 9/28/02 |
| 6. 25,908 | Minnesota..... | 9/2/10 |
| 7. 25,766 | Florida Atlantic..... | 9/30/08 |
| 8. 25,411 | Vanderbilt..... | 10/3/15 |
| 9. 24,911 | WKU..... | 9/13/14 |
| 10. 23,992 | Memphis..... | 9/14/13 |

QUICK FACTS

| | |
|-------------------------|--------------------------|
| Capacity..... | 30,788 |
| First Game..... | 1933 vs Jacksonville St. |
| MT Record..... | 287-118-13 |
| Longest Win Streak..... | 31 games |

IMPORTANT DATES

| | |
|-----------|----------------------------------|
| 1933..... | Horace Jones Field Opens |
| 1956..... | 100th Game - Oct. 6 |
| 1975..... | 200th Game - Oct. 18 |
| 1994..... | 300th Game - Oct. 1 |
| 2000..... | First home game vs IA (La. Tech) |
| 2001..... | First SBC home game (Idaho) |
| 2003..... | First BCS foe at home (Temple) |
| 2008..... | First home win vs BCS (Mary.) |
| 2008..... | First National Broadcast (FAU) |
| 2013..... | First Conference USA Game (ECU) |
| 2013..... | 400th Game - Nov. 9 vs FIU |

THE MASCOT

In Greek mythology, the winged horse possessed superior cunning and speed. The thundering horse of the gods was entrusted to carry awesome lightning bolts and could only be harnessed by a noble being with a pure heart. Character, talent, and strength were required to mount and ride the fabled winged horse.

Today, this winged horse is a fitting symbol of a university that has earned its wings and excels in many academic arenas, including historic preservation, teacher training, aerospace, political science, horse science, and recording industry. But the winged horse is more than a symbol

of physical accomplishment; it's also a symbol of character and the responsible wielding of power.

The challenge of all great universities and university athletic departments is to help student-athletes build character as well as strength. This winged horse, Lightning, is a symbol to Middle Tennessee students, athletes, and alumni of the soaring school spirit they experience at sporting events.

For its nobility and character, the winged horse was immortalized in the stars. Now, with breathtaking speed and thundering, unbridled power, Lightning strikes, forevermore, fear in the hearts of Blue Raider opponents and leads Middle Tennessee to victory!

BLUE RAIDERS

In the early days of athletics at Middle Tennessee State University, the teams were known by several nicknames. Among these were Teachers, Normalites, and Pedagogues.

In 1934, it was decided that the school needed a specific nickname. During football season that year, the Murfreesboro Daily News Journal held a contest to name the team.

The late Charles Sarver, then a Middle Tennessee football player and later principal at White County High

MT Songs

Alma Mater

We sing thy praises,
faithful guide of youth,
Through all the ages affirmed and
strong in truth.
Alma Mater, Middle Tennessee
We proudly offer our hearts in loyalty.

Fight Song

Blue Raiders ride on to vic-t'ry
Never failing in the fight
Upholding honor and tradition
Of the name that's held most high
M-T-S-U marching onward
This will be our battle cry
For the one, true pride of the Blue
M-T-S-U Raiders Ride!

Other Traditions

Kickoff

On EVERY kickoff, the crowd starts to make lots of noise and when the ball is kicked everyone yells "Lightning" and when the ball is caught everyone yells "Strikes".

Blue/White Cheer

With two minutes to go in the 2nd quarter, the Blue/White Cheer will start. The home side starts with BLUE and the student side will respond with WHITE.

First Downs

Every time there is a Blue Raider first down, the Public Address announcer will announce "That's another Blue Raider ... and the crowd will yell 'First Down!'"



School in Sparta, Tenn., won the \$5 prize for his entry of "Blue Raiders." Sarver later indicated he had "borrowed" the nickname of the Colgate Red Raiders but substituted MTSU Blue for Colgate Red. Ever since then, Middle Tennessee athletic teams have been known as the Blue Raiders.

For a time, the "unofficial" mascot for the Blue Raiders was a costumed, cartoon-like dog that debuted in the 1980s. A reasonable facsimile of a bluetick hound, the affable character was dubbed "Ole Blue."

On January 17, 1998, the current mascot, "Lightning," was born. The mascot was unveiled at a basketball game in Murphy Center. The introduction of Lightning gave a new identity to the nickname Blue Raiders.

THE LOGO

The first official athletic logo was unveiled on January 17, 1998 after a committee worked nearly two years on the project. The logo that debuted was a picture of a winged horse which snorts lightning bolts between the nickname Blue Raiders and MTSU.



In time, Chris Brady of the Publications and Graphics Department continued to work on the logo to offer some variations. It was Brady who came up with the concept of the current logo that is recognized as the athletic department's primary logo today - a flying horse with a lightning bolt on top of a blue MT.



THE COLORS

During the early spring of 1912, President Jones appointed two faculty members and a student leader to bring to the faculty recommendations for school colors. The two faculty members were Jeannette Moore King and Tommie Reynolds, and the student leader was Q.M. Smith. They met in the east corner first floor room of the women's dormitory and after considerable discussion reached consensus on the two colors, blue and white. The committee pointed out in its report to the president that blue and white more nearly approximated the wearing apparel colors of the early Normal students and "school affiliation and spirit could be displayed in a more economical and practical manner." The committee further stated that school colors embodied in everyday apparel could be purchased across the counter in any general merchandise store. The 1913 football team carried the first blue and white motif.

RAIDER WALK

One of the newest traditions at MTSU is Raider Walk, which began in 2000. The team walks through Walnut Grove two hours before kickoff as fans, cheerleaders, and members of the band wish the Blue Raiders luck in their upcoming game. Head Coach Rick Stockstill also takes time to show his appreciation to the fans by saying a few words. The Raider Walk is designated by lightning bolts painted on the sidewalk where the players greet the fans.

Our Town. Our Team.



JOVANTE
MOFFATT

CARLOS
JOHNSON

SHANE
TUCKER

CHANDLER
BREWER

DARRIUS
HARRIS

ALEX
DALE

TY
LEE

CHRIS
MELTON

MT

#TRUEBLUE

#BlueRaiders

EUSA