




2017 FOOTBALL

CUSA





2017 CONFERENCE USA COMPOSITE FOOTBALL SCHEDULE

SATURDAY, AUGUST 26
Stanford vs. Rice (Sydney, Australia)

THURSDAY, AUGUST 31
FIU at UCF

FRIDAY, SEPTEMBER 1
Charlotte at Eastern Michigan
Navy at Florida Atlantic

SATURDAY, SEPTEMBER 2
Northwestern State at Louisiana Tech
Miami (Ohio) at Marshall
Vanderbilt at Middle Tennessee
Lamar at North Texas
Albany at Old Dominion
Kentucky at Southern Miss
Alabama A&M at UAB
UTEP at Oklahoma
Houston at UTSA
Eastern Kentucky at WKU

SATURDAY, SEPTEMBER 9
Charlotte at Kansas State
Alcorn State at FIU
Florida Atlantic at Wisconsin
Mississippi State at Louisiana Tech
Marshall at NC State
Middle Tennessee at Syracuse
North Texas at SMU
Old Dominion at Massachusetts
Rice at UTEP
Southern at Southern Miss
UAB at Ball State
UTSA at Baylor
WKU at Illinois

FRIDAY, SEPTEMBER 15
Arizona at UTEP

SATURDAY, SEPTEMBER 16
North Carolina A&T at Charlotte
FIU at Indiana
Bethune-Cookman at Florida Atlantic
Louisiana Tech at WKU
Kent State at Marshall
Middle Tennessee at Minnesota
North Texas at Iowa
North Carolina at Old Dominion
Rice at Houston
Southern Miss at Louisiana-Monroe
Coastal Carolina at UAB
Southern at UTSA

SATURDAY, SEPTEMBER 23
Georgia State at Charlotte
FIU at Rice
Florida Atlantic at Buffalo
Louisiana Tech at South Carolina
Bowling Green at Middle Tennessee
UAB at North Texas
Old Dominion at Virginia Tech
UTEP at New Mexico State
UTSA at Texas State
Ball State at WKU

SATURDAY, SEPTEMBER 30
Charlotte at FIU
Middle Tennessee at Florida Atlantic
South Alabama at Louisiana Tech
Marshall at Cincinnati
North Texas at Southern Miss
Rice at Pittsburgh
UTEP at Army

SATURDAY, OCTOBER 7
Marshall at Charlotte
FIU at Middle Tennessee
Florida Atlantic at Old Dominion
Louisiana Tech at UAB
Army at Rice
Southern Miss at UTSA
WKU at UTEP

SATURDAY, OCTOBER 14
Charlotte at WKU
Tulane at FIU
Old Dominion at Marshall
Middle Tennessee at UAB
UTSA at North Texas
UTEP at Southern Miss

FRIDAY, OCTOBER 20
Marshall at Middle Tennessee
WKU at Old Dominion

SATURDAY, OCTOBER 21
UAB at Charlotte
North Texas at Florida Atlantic
Southern Miss at Louisiana Tech
Rice at UTSA

SATURDAY, OCTOBER 28
FIU at Marshall
Florida Atlantic at WKU
Louisiana Tech at Rice
Old Dominion at North Texas
UAB at Southern Miss
UTSA at UTEP

FRIDAY, NOVEMBER 3
Marshall at Florida Atlantic

SATURDAY, NOVEMBER 4
Charlotte at Old Dominion
UTSA at FIU
North Texas at Louisiana Tech
UTEP at Middle Tennessee
Rice at UAB
Southern Miss at Tennessee
WKU at Vanderbilt

SATURDAY, NOVEMBER 11
Middle Tennessee at Charlotte
Old Dominion at FIU
Florida Atlantic at Louisiana Tech
WKU at Marshall
UTEP at North Texas
Southern Miss at Rice
UAB at UTSA

FRIDAY, NOVEMBER 17
Middle Tennessee at WKU

SATURDAY, NOVEMBER 18
Charlotte at Southern Miss
FIU at Florida Atlantic
Louisiana Tech at UTEP
Marshall at UTSA
Army at North Texas
Rice at Old Dominion
UAB at Florida

FRIDAY, NOVEMBER 24
WKU at FIU

SATURDAY, NOVEMBER 25
Florida Atlantic at Charlotte
UTSA at Louisiana Tech
Southern Miss at Marshall
Old Dominion at Middle Tennessee
North Texas at Rice
UTEP at UAB

SATURDAY, DECEMBER 2
C-USA Championship Game

Conference games in bold.
All games and dates subject to change



CONTENTS / STAFF



WKU repeated as C-USA Champions in 2016, winning the highest scoring conference championship game in FBS history, 58-44 over Louisiana Tech.

CONFERENCE USA STAFF DIRECTORY

5201 N. O'Connor Boulevard, Suite 300 • Irving, TX 75039

(214) 774-1300 • ConferenceUSA.com

 Conference USA  @Conference_USA

Commissioner: Judy MacLeod (jmacleod@c-usa.org)

Senior Associate Commissioner: Merton Hanks (mhanks@c-usa.org)

Senior Associate Commissioner: Kelly Carney (kcarney@c-usa.org)

Senior Associate Commissioner: Keisha Dunlap (kdunlap@c-usa.org)

Senior Associate Commissioner: Rob Philippi (rphilippi@c-usa.org)

Associate Commissioner for Business Affairs:

Catrina Gibson (cgibson@c-usa.org)

Associate Commissioner/Chief Revenue Officer:

Drew Mitchell (dmitchell@c-usa.org)

Director of Multimedia: Jordan Foreman (jforeman@c-usa.org)

Director of Communications: Tim McNamara (tmcnamara@c-usa.org)

Assistant Commissioner for Football/Baseball Operations:

Russell Anderson (rdanderson@c-usa.org)

Assistant Commissioner for Sports Services:

Clifton Douglass (cdouglass@c-usa.org)

Senior Director of Sports Services: Kelly Ninemire (kninemire@c-usa.org)

Director of Compliance and Academics: P.J. Hubert (pjubert@c-usa.org)

Director of Events: Cre Rasberry (crasberry@c-usa.org)

Multimedia Coordinator: Madi Morris (mmorris@c-usa.org)

Digital/Social Media Coordinator: Taylor Brasher (tbrasher@c-usa.org)

Assistant Director of Marketing & Office Management:

Katy Murphree (kmurphree@c-usa.org)

Assistant Director of Sports Services: Quintin Jordan (qjordan@c-usa.org)

Assistant to the Commissioner: Tony Sargent (tsargent@c-usa.org)

Communications Assistant: TBA

Communications Assistant: TBA

Multimedia Assistant: TBA

Multimedia Assistant: TBA

Coordinator of Football Officials: Gerald Austin

Multimedia/Branding/Creative Services Consultant:

Erika Amstadt Hirschfield

TABLE OF CONTENTS

2	Media Services
3	2017 Football Championship
4-8	Conference USA

TEAM PAGES

7-10	Charlotte
11-14	FIU
15-18	Florida Atlantic
19-22	Louisiana Tech
23-26	Marshall
27-30	Middle Tennessee
31-34	North Texas
35-38	Old Dominion
39-42	Rice
43-46	Southern Miss
47-49	UAB
50-53	UTEP
54-57	UTSA
58-61	WKU

62	2016 Standings/Postseason Results
63	2016 Honors/Awards
64-67	2016 Statistics – All Games
68-71	2016 Statistics – C-USA Games
72	2016 Bowl Results/NCAA Leaders
73-83	C-USA Records
84-86	Career Records
87-88	Miscellaneous Records
89-100	C-USA Championship Recaps
101-102	C-USA Championship Records
103-123	Annual Standings
124-125	Bowl Results
126-130	Annual Leaders
131-150	All-Time Honors
151-154	Team Year-by-Year Results
155-157	All-Time Team vs. Team
158-161	Players in the Pros
162-163	Bowl Synopsis/Directory
164	Bahamas/Boca Raton/ Gildan New Mexico/ New Orleans Bowls
165	St. Petersburg/ Zaxby's Heart of Dallas/ Independence Bowls
166	Postseason History
167-168	Television and Radio
IBC	Media Relations Directory

CREDITS

The 2017 Football Guide is a publication of Conference USA. For additional information and copies, please contact Conference USA at (214) 774-1300.

Design: Bill Bridgeforth

Editor and Compilation: Russell Anderson

Contributing: Tim McNamara, Erika Amstadt Hirschfield, Brock McKee, Samson Bekure

Photography: Courtesy of Media Relations Departments and NFL Teams

The conference extends special thanks to the C-USA media relations staffs for their assistance in preparation of this publication.

MEDIA SERVICES

C-USA FOOTBALL SIDS

Tom Whitestone, Charlotte

Office: 704.687.1022
Mobile: 980.253.4951
Email: tewhites@unc.cc.edu

Paul Dodson, FIU

Office: 305.348.6666
Mobile: 813.545.2127
Email: pdodson@fiu.edu

Katrina McCormack, Florida Atlantic

Office: 561.297.3163
Mobile: 561.251.5588
Email: kmccormi@fau.edu

Anna Claire Thomas, Louisiana Tech

Office: 318.257.5314
Mobile: 318.331.3813
Email: acthomas@latech.edu

Jason Corriher, Marshall

Office: 304.696.4660
Mobile: 740.331.1497
Email: corriher@marshall.edu

Mark Owens, Middle Tennessee

Office: 615.898.2968
Mobile: 615.631.9520
Email: owens@goblueraiders.com

Jordan Stepp, North Texas

Office: 940.369.8329
Mobile: 805.551.8648
Email: jordan.stepp@unt.edu

Eric Bohannon, Old Dominion

Office: 757.683.3374
Mobile: 757.375.0244
Email: ebohanno@odu.edu

Chuck Pool, Rice

Office: 713.348.4031
Mobile: 832.244.6476
Email: cpool@rice.edu

Jack Duggan, Southern Miss

Office: 601.266.4503
Mobile: 601.596.5637
Email: jack.duggan@usm.edu

Denise Mata, UTEP

Office: 915.747.6451
Mobile: 915.820.2458
Email: mdmata@utep.edu

Kyle Stephens, UTSA

Office: 210.458.4551
Mobile: 210.887.3636
Email: kyle.stephens@utsa.edu

Kyle Neaves, WKU

Office: 270.745.3756
Mobile: 228.424.6921
Email: kyle.neaves@wku.edu

C-USA MEDIA RELATIONS

214/774-1300

→ Russell Anderson Assistant Commissioner for Football/ Baseball Operations

rdanderson@c-usa.org

Tim McNamara Director of Communications

tmcnamara@c-usa.org

TBA
Communications Assistant

TBA
Communications Assistant

→ Football Contact

TELECONFERENCE
A teleconference featuring the head coaches in the C-USA Championship game will be held on Tuesday, November 28. Media representatives wishing to participate on the teleconference should contact the conference office to obtain the access phone number the week of the game.

PRESS RELEASES
Conference USA football weekly press releases contain statistical information, updates, as well as notes, standings, schedules and results. The entire release will be available to the media each Monday afternoon.

PLAYERS OF THE WEEK
Conference USA will name Offensive, Defensive and Special Teams Players of the Week each Monday during the regular season. The Players of the Week are selected by a media panel with one media representative in each of the member institution's cities.

POSTSEASON AWARDS
Conference USA names an All-Conference team selected by the head coaches at the end of the season. It contains a first and second team all-league squad, an All-Freshman team, Offensive, Defensive and Special Teams Players of the Year, Freshman of the Year and Coach of the Year. There is also an All-Academic squad.

FOOTBALL HIGHLIGHTS
Highlight clips from C-USA football teams will be available during the regular season via XOS Video Exchange. Contact the media relations department for details.

E-MAIL/WEBSITE
All of the information provided by the media relations department is available on the official conference website – www.conferenceusa.com. For direct e-mail distribution, please contact the media relations department.

collegepressbox.com
SINCE 2005 EVERYTHING BUT THE PRE-GAME MEAL

CollegePressBox.com is the official media website for Conference USA football. Access and download weekly game notes, statistics, media guides and more for the conference and each of its 14 member schools throughout the season. Login information will be distributed by the conference office to accredited media or you can apply for a password by sending an e-mail to password@collegepressbox.com.

C-USA ON FACEBOOK
By becoming a fan of Conference USA on Facebook, followers of C-USA teams will have the opportunity to receive event recaps and notices, video features, photos, special announcements, news on promotions and special ticket offers and much more. The Facebook page is facebook.com/conferenceusa

C-USA ON TWITTER
Twitter provides a steady flow of information on all facets of Conference USA athletics through instant messaging. Follow us @ConferenceUSA.

CUSA TV
CUSA.TV officially launched in the Summer of 2016 making all non-televised team sports available as part of a subscription package. The site will offer all events in one location so fans can watch home and away matchups of their favorite team or season long events from their favorite sport. The site will showcase weekly feature stories as well as postgame interviews, players of the week highlights and other exciting content.

WHAT'S IN A NAME?
Several Conference USA institutions are often misrepresented when it comes to the correct spelling and abbreviation of their names. The following is a list of names that seem to cause the most confusion. Please be sure to use the correct spelling when referring to Conference USA and the schools.

Correct Usage	NEVER USE!!
Conference USA	Conf. USA
C-USA	CUSA
FIU	Florida International
Florida Atlantic	Fla. Atlantic
LA Tech (abbreviation)	
Southern Miss	So. Mississippi
So. Miss (abbreviation)	
UAB	Alabama-Birmingham Ala.-Birmingham
USM (stat abbreviation)	
UTEP	Texas-El Paso
UTSA	Texas-San Antonio UT-San Antonio
WKU	Western Kentucky

2017 C-USA FOOTBALL CHAMPIONSHIP GAME

Conference USA will host its 13th football championship game in 2017.

The event is slated for Saturday, December 2, and will be televised by ESPN or ESPN 2. The team with the highest league winning percentage will serve as host site for the game.

The title game will feature champions from the East and West divisions of the league. Seven different schools have hosted the first 12 championship games.

WKU became just the second team in league history to win back-to-back Conference USA Football Championship Games last season, defeating Louisiana Tech, 58-44, in the highest scoring conference championship game in FBS history. In 2015, WKU became the first league school to go undefeated in C-USA play and then win the Championship Game, defeating Southern Miss, 45-28. Marshall took its first C-USA title in 2014 with a triumph over Louisiana Tech in Huntington, W. Va. In 2013, Rice won its first C-USA Football title with a victory over Marshall at Rice Stadium. Southern Miss won the 2011 C-USA Championship, when the nationally-ranked Golden Eagles defeated previously undefeated Houston on the Cougars home field. Former members East Carolina, Tulsa and UCF each won two championship games, while Houston claimed one crown.

YEAR	CHAMPION	YEAR	CHAMPION
2016	WKU (7-1)	2004	Louisville (8-0)
2015	WKU (8-0)	2003	Southern Miss (8-0)
2014	Marshall (7-1)	2002	TCU (6-2)
2013	Rice (7-1)		Cincinnati (6-2)
2012	Tulsa (7-1)	2001	Louisville (6-1)
2011	Southern Miss (6-2)	2000	Louisville (6-1)
2010	UCF (7-1)	1999	Southern Miss (6-0)
2009	East Carolina (7-1)	1998	Tulane (6-0)
2008	East Carolina (6-2)	1997	Southern Miss (6-0)
2007	UCF (7-1)	1996	Houston (4-1)
2006	Houston (7-1)		Southern Miss (4-1)
2005	Tulsa (6-2)		



WKU became just the second school to win the Conference USA Championship Game in back-to-back seasons, defeating Louisiana Tech, 58-44, in the highest scoring conference championship game in FBS history.

2017 C-USA FOOTBALL CHAMPIONSHIP GAME

WEST
 LOUISIANA TECH
 NORTH TEXAS
 RICE
 SOUTHERN MISS
 UAB
 UTEP
 UTSA



Saturday, December 2
 Time: TBD
 ESPN or ESPN2

EAST
 CHARLOTTE
 FIU
 FLORIDA ATLANTIC
 MARSHALL
 MIDDLE TENNESSEE
 OLD DOMINION
 WKU

C-USA TIEBREAKER

Home field for the C-USA Championship Game will be awarded to the team that posts the highest regular season winning percentage against conference opposition. The first tiebreaker is the winner of a head-to-head match-up. Additional tie-breaker information will be released at a later date.

MEDIA CREDENTIALS

Members of the media that wish to cover the C-USA Championship game will be required to request credentials through the league's online credential application system available at conferenceusa.com/Media Center.

Details about the C-USA Championship Game will be available throughout the season on conferenceusa.com. For additional information, please contact C-USA Media Relations at 214/774-1300.

C-USA STADIUMS

Charlotte	Jerry Richardson Stadium (16,000)
FIU	Riccardo Silva Stadium (20,000)
Florida Atlantic	FAU Stadium (29,419)
Louisiana Tech	Joe Aillet Stadium (28,019)
Marshall	Joan C. Edwards Stadium (38,019)
Middle Tennessee	Johnny "Red" Floyd Stadium (30,788)
North Texas	Apogee Stadium (30,850)
Old Dominion	Foreman Field at S.B. Ballard Stadium (20,068)
Rice	Rice Stadium (47,000)
Southern Miss	M.M. Roberts Stadium (36,000)
UAB	Legion Field (72,000)
UTEP	Sun Bowl (51,500)
UTSA	Alamodome (36,582)
WKU	Houchens Industries/L.T. Smith Stadium (22,113)

ABOUT CONFERENCE USA

Conference USA begins its 23rd year in 2017-18 as it continues to compete and promote the success of its student-athletes. The league has adapted to the ever-changing landscape of collegiate athletics over its first two-plus decades, but the commitment to excellence, integrity, leadership and its student athletes in competition, academics and community is unwavering.

Conference USA enjoys a far-reaching fan base with its 14 members: Charlotte, FIU, Florida Atlantic, Louisiana Tech, Marshall, Middle Tennessee, North Texas, Old Dominion, Rice, Southern Miss, UAB, UTEP, UTSA and WKU.

Debuting in 1995, Conference USA teams have combined for 100 bowl appearances in football, 106 NCAA Tournament appearances in basketball, including three Final Fours, 69 NCAA baseball appearances including six College World Series berths, 89 NCAA soccer tournament appearances including four trips to the College Cup, and 39 individual national champions in track and field and cross country.

Success is not limited to athletic achievement, however, as 220 Conference USA student-athletes have garnered Academic All-America honors, 749 have achieved academic all-district laurels and thousands of student-athletes have earned a college degree.

Conference USA sponsors competition in 19 sports – nine for men (baseball, basketball, cross country, football, golf, soccer, tennis, and indoor and outdoor track and field) and 10 for women (basketball, cross country, golf, soccer, softball, swimming and diving, tennis, indoor and outdoor track and field, and volleyball).

The league promotes the scholar-athlete ideal, honoring outstanding academic achievement with numerous conference-sponsored awards, including the Commissioner's Honor Roll and the Commissioner's Academic Medal as well as sport-specific All-Academic teams.

C-USA annually awards postgraduate scholarships, along with the Sport Academic Awards, Scholar-Athletes of the Year and the Institutional Academic Excellence Award. Additionally, Conference USA presents a Spirit of Service Award three times each year, recognizing student-athletes who excel on the field, in the classroom and give back to the community through significant service efforts and participation.

SUCCESS ON THE PLAYING FIELD

Conference USA performers have achieved great success in competition, placing the league among the top conferences in the nation.

Football

- 100 teams have earned bowl bids
- Eligible for the College Football Playoff
- Conference USA has nine bowl affiliations through the 2019 season, securing a minimum of five berths annually. Conference USA has primary bowl tie-ins with the Bahamas Bowl, Boca Raton Bowl, Gildan New Mexico Bowl, Hawai'i Bowl, R+L Carriers New Orleans Bowl, St. Petersburg Bowl and Zaxby's Heart of Dallas Bowl, along with secondary arrangements with the Camping World Independence Bowl and the Lockheed Martin Armed Forces Bowl.

Men's Basketball

- 126 postseason teams (54 NCAA, 48 NIT, 12 CBI, 10 CIT, 2 LV16)
- One National Championship title game appearance
- Three Final Four teams

- Seven Elite Eight NCAA Tournament teams
- One NIT Champion and five NIT semifinalists
- Inaugural CBI Champion
- One CIT Champion
- Inaugural Las Vegas 16 Champion

Women's Basketball

- 52 NCAA Tournament appearances
- 59 WNIT appearances
- One Sweet 16 NCAA Tournament team
- Three WNIT semifinalists
- Two WBI Champions

Baseball

- 69 NCAA appearances
- Six College World Series appearances (2009, 2008, 2007, 2006, 2005 and 2001)
- 14 Super Regional appearances
- Has produced at least four NCAA teams in 10 of the past 15 seasons

In addition to the numerous NCAA Tournament berths, C-USA has sent four men's soccer teams to the NCAA College Cup, three softball teams to the Women's College World Series and three volleyball teams to the NCAA Sweet 16. The league has also had 39 national champions in NCAA track and field competition, one national champion in diving, and numerous NCAA individual and team competitors in cross country, golf, swimming, tennis, and track and field. Overall, Conference USA teams and individuals have made more than 2,000 NCAA appearances.

SUCCESS OFF THE FIELD

C-USA institutions are among the nation's best in academic performance of student-athletes, bolstered by the fact that student-athletes at league schools have a higher graduation rate than the general student population. Among C-USA's 5,000 student-athletes, there are champions off the playing field as well. In 22 years, more than 33,000 student-athletes have been named to the Commissioner's Honor Roll or received the Commissioner's Academic Medal, indicative of outstanding achievement in the classroom.

C-USA ON TV

C-USA enjoys significant television exposure through partnerships with ESPN, CBS Sports Network, Stadium and beIN SPORTS. The multi-tiered selection process that is rooted in partnering with all four networks provides extensive national exposure for football, men's and women's basketball, and all other conference sports.

C-USA membership include institutions within eight of the Top 40 media markets and four in the Top 25 according to Nielsen. C-USA home markets this year will include more than 13 million TV households, a 30 percent increase from four years ago.

CUSA TV

CUSA.TV officially launched in the Summer of 2016 making all non-televised team sports available as part of a subscription package. The site offers all events in one location so fans can watch home and away matchups of their favorite team or season long events from their favorite sport. The site showcases weekly feature stories as well as postgame interviews, players of the week highlights and other exciting content.

C-USA IN THE COMMUNITY

The conference's current footprint is concentrated with 14 members in 10 states and a combined area population of more than 30 million. With a commitment to community involvement, the conference developed several initiatives to maintain strong ties in C-USA cities,

ACADEMICS

Conference USA is dedicated to excellence in athletics, academics and community service. C-USA places an emphasis on academic achievement for its student-athletes, encouraging an environment for academic success. In addition to student-athletes representing the league on the CoSIDA Academic All-America teams, C-USA has several academic award programs that are featured below. A total of 2,841 student-athletes earned recognition to the Commissioner's Honor Roll during the 2016-17 academic year, with 672 earning the Academic Medal. Twelve student-athletes earned Academic All-America honors, while 35 were recognized at the district level.

ACADEMIC AWARDS

Institutional Academic Excellence Award

Awarded to the institution with the highest overall student-athlete GPA in Conference sponsored sports.

Sport Academic Award

Awarded to the team in each Conference sponsored sport with the highest GPA for the current academic year. Commissioner's Honor Roll Awarded to student-athletes in Conference sponsored sports that have achieved a 3.0 cumulative GPA or above.

Commissioner's Academic Medal

Awarded to student-athletes in Conference sponsored sports that have achieved a 3.75 cumulative GPA or above.

Scholar Athlete of the Year Award

Awarded to the top student-athlete, as determined by the

Faculty Athletics Representatives, in each Conference sponsored sport. The award is based on academic achievement (GPA - 3.0 or better), athletic achievement and service.

Dr. Jim Castañeda Post-Graduate Scholarships

Fourteen awards of \$4,000 each will be granted each year to graduates. The Faculty Athletic Representatives determine the recipients at the Conference's Spring meetings. Recipients of the C-USA post-graduate scholarships must enroll in a graduate program within three years of receipt of the award. The award is named after former Faculty Athletics Representative Dr. Jim Castañeda, who served Rice for 46 years as an educator, coach and administrator before he passed away in November 2008.

2016-17 CoSIDA Academic All-Americans

Haley Pace	Charlotte	Softball	First Team
*Kathryn Sloan	Louisiana Tech	Women's Soccer	First Team
Morgan Zerkle	Marshall	Softball	First Team
Niko Hansen	New Mexico	Men's Soccer	First Team
Leah Mikesky	Rice	Volleyball	First Team
Danny Deakin	South Carolina	Men's Soccer	First Team
Callum Montgomery	Charlotte	Men's Soccer	Second Team
Kirk McCarty	Southern Miss	Baseball	Second Team
Kelli Schkade	North Texas	Softball	Third Team
Carolin Drescher	Southern Miss	Women's Tennis	Third Team
Nick Sandlin	Southern Miss	Baseball	Third Team
Kaleb Duckworth	WKU	Baseball	Third Team

as well as with fans and alumni across the country. C-USA schools also place a priority on giving back to their communities through volunteer service with local and national organizations. Individually, student-athletes are recognized each season through the Spirit of Service award.

GOVERNANCE

Conference USA has significant representation in the NCAA governance structure. The presidents of the member institutions serve as the league's Board of Directors.

A PROUD HISTORY

Conference USA was formed in 1995 and quickly emerged as one of the nation's top conferences. The conference unveiled its name, logo and commissioner April 24, 1995, in Chicago. The league's charter members were Charlotte, Cincinnati, DePaul, Houston, Louisville, Marquette, Memphis, Saint Louis, Southern Miss, Tulane, UAB and USF. Eleven of the institutions began athletic participation in 1995, while Houston joined competition in the fall of 1996.

The league's headquarters were established in Chicago and, after nine years, relocated to the current office in Irving, Texas. Britton Banowsky was named Commissioner in October 2002, succeeding Mike Slive, the league's first Commissioner. In October 2015, Judy MacLeod became the league's third Commissioner.

C-USA added East Carolina (September, 1996) and the United States Military Academy (March, 1997) as football members. ECU began league competition in 1997; Army in 1998 and UAB began football play in 1999. The league brought in TCU and ECU (1999) for all sports and they began competition in 2001. USF started C-USA football in 2003. Marshall, Rice, SMU, Tulsa, UCF and UTEP became full-time Conference USA members for all sports in 2005.

In 2013, charter member Charlotte returned to C-USA and was joined by new members FIU, Florida Atlantic, Louisiana Tech, Middle Tennessee, North Texas, Old Dominion and UTSA. WKU joined the league on July 1, 2014.

METRO AREA POPULATION

City	Population
Dallas-Denton, Texas	6,954,330
Houston, Texas	6,490,180
Miami-Boca Raton, Fla.	5,929,819
Charlotte, N.C.	2,380,314
San Antonio, Texas	2,328,652
Murfreesboro, Tenn.	1,792,649
Norfolk, Va.	1,716,624
Birmingham, Ala.	1,143,772
El Paso, Texas	836,698
Huntington, W.Va.	222,878
Ruston, La.	178,864
Bowling Green, Ky.	165,732
Hattiesburg, Miss.	148,656
TOTAL	30,289,169

Courtesy: U.S. Census Data

TV DEMOGRAPHICS

Market	Rank	TV Hshlds
Dallas-Ft. Worth	5	2,655,290
Houston	10	2,289,360
Miami	16	1,663,290
Charlotte	25	1,157,920
Nashville	29	1,043,440
San Antonio	36	906,210
West Palm Beach	38	809,640
Birmingham	44	719,200
Norfolk	45	718,930
Huntington	65	457,600
Shreveport	82	388,400
El Paso	91	344,480
Hattiesburg	167	112,360
Bowling Green	182	81,030
TOTALS		13,347,150

Courtesy: Nielsen Media Research, Inc.

2017-18 CONFERENCE USA CHAMPIONSHIPS

SPORT	DATE	SITE	HOST
Cross Country	October 28	Hattiesburg, Miss.	Southern Miss
Women's Soccer	November 1-5	Boca Raton, Fla.	Florida Atlantic
Men's Soccer	November 8-12	Norfolk, Va.	Old Dominion
Volleyball	November 17-19	Bowling Green, Ky.	WKU
Football	December 2	Divisional Champion with best record	
Indoor Track & Field	February 17-18	Birmingham, Ala.	UAB
Women's Swimming & Diving	February 21-24	Atlanta, Ga.	C-USA
Men's Basketball	March 7-10	Frisco, Texas	C-USA
Women's Basketball	March 7-10	Frisco, Texas	C-USA
Women's Golf	April 16-18	Fort Myers, Fla.	C-USA
Women's Tennis	April 19-22	Norfolk, Va.	Old Dominion
Men's Tennis	April 20-22	Houston, Texas	Rice
Men's Golf	April 22-25	Texarkana, Ark.	C-USA
Softball	May 9-12	Charlotte, N.C.	Charlotte
Outdoor Track & Field	May 10-13	Houston, Texas	Rice
Baseball	May 23-27	Biloxi, Miss.	C-USA

2016-17 CONFERENCE USA CHAMPIONSHIP SCOREBOARD

SPORT	REGULAR SEASON CHAMPION	TOURNAMENT CHAMPION	POSTSEASON TEAMS
Men's Cross Country	n/a	UTEP	Middle Tennessee, UTEP
Women's Cross Country	n/a	Rice	2 Individuals
Women's Soccer	North Texas	Charlotte	Charlotte
Men's Soccer	Charlotte	New Mexico	Charlotte, Kentucky New Mexico, South Carolina
Volleyball	WKU	WKU	WKU
Football	WKU/Louisiana Tech	WKU	LA Tech, Middle Tennessee North Texas, Old Dominion Southern Miss, UTSA, WKU
Women's Swimming/Diving	n/a	FIU	9 individuals
Women's Indoor Track	n/a	UTEP	Charlotte, Middle Tennessee, UTEP 5 Individuals
Men's Indoor Track	n/a	Middle Tennessee	Middle Tennessee, UTEP 6 Individuals
Women's Basketball	WKU	WKU	LA Tech, Middle Tennessee Rice, Southern Miss, WKU
Men's Basketball	Middle Tennessee	Middle Tennessee	Middle Tennessee, Rice
Men's Tennis	n/a	Rice	Rice 3 Individuals
Women's Tennis	n/a	Rice	Rice 1 Individual
Women's Golf	n/a	Old Dominion	Old Dominion 1 Individual
Men's Golf	n/a	UTEP	UTEP, Middle Tennessee 6 Individuals
Softball	Marshall	Louisiana Tech	FIU, LA Tech, Marshall
Men's Outdoor Track	n/a	WKU	Rice, UTEP, WKU 12 Individuals
Women's Outdoor Track	n/a	UTEP	Charlotte, UTEP 5 Individuals
Baseball	Southern Miss	Rice	Rice, Southern Miss

CHARLOTTE

49ERS



Brad Lambert HEAD COACH

Alma Mater: Kansas State '87
Record at Charlotte: 16-30 (.348), Fifth Season
Career Record: 16-30 (.348), Fifth Season
Hometown: Hoxie, Kan.
Birthdate: January 14, 1965

QUICK FACTS

Location:
Charlotte, North Carolina
Founded:
1946
Enrollment:
28,721
Nickname:
49ers
Colors:
Green and White
Stadium:
Jerry Richardson Stadium (15,314)
Chancellor:
Dr. Philip L. Dubois
Athletics Director:
Judy Rose
Basic Offense:
Spread
Basic Defense:
3-4

SPORTS INFORMATION

Associate A.D./Football Contact:
Tom Whitestone
Office Phone:
704/687-1022
Cell Phone:
980/253-4951
E-Mail:
tewhites@uncc.edu
Website:
www.charlotte49ers.com
Press Box Phone:
704-687-8036

KEY DATES


Players Report:
July 28
Media Day:
August 5
Fall Classes Begin:
August 21



Dr. Philip Dubois,
Chancellor



Judy Rose,
Athletics Director



Chris Thomasson,
Football Administrator



Tom Whitestone,
SID



Brad Lambert

2017 SCHEDULE

DATE	OPPONENT	TV	TIME
Sept. 1 (Fri.)	at Eastern Michigan	(ESPN3)	6:30p
Sept. 9	at Kansas State	(FSN)	12:00p
Sept. 16	NORTH CAROLINA A&T		6:00p
Sept. 23	GEORGIA STATE		6:00p
Sept. 30	✦ at FIU		7:00p
Oct. 7	✦ MARSHALL		6:00p
Oct. 14	✦ at WKU		4:30p
Oct. 21	✦ UAB	(beIN SPORTS)	6:30p
Nov. 4	✦ at Old Dominion	(ESPN3)	3:30p
Nov. 11	✦ MIDDLE TENNESSEE	(ESPN3)	2:00p
Nov. 18	✦ at Southern Miss		3:00p
Nov. 25	✦ FLORIDA ATLANTIC		2:00p

✦ Conference game
 Home games in ALL CAPS
 All times are Eastern and subject to change



CHARLOTTE



Ben DeLuca

PRESEASON RETURNEES

LETTERMEN

Returning/Lost: 44/27

STARTERS

Offensive Returning/Lost: 6/5

Defensive Returning/Lost: 6/5

Special Teams Returning/Lost: 2/2

OFFENSE STARTERS RETURNING

QB Hasaan Klugh
 LT Chris Brown
 RG Nate Davis
 RT Eugene German
 WR TL Ford II
 WR Workpeh Kofa

DEFENSE STARTERS RETURNING

DE Nick Carroll
 ILB Karrington King
 OLB Tyriq Harris
 DB Ed Rolle
 DB Ben DeLuca
 DB Anthony Covington

SPECIALISTS RETURNING

P Arthur Hart
 KR Chris Montgomery

KEY LOSSES

RB Kalif Phillips
 SR Austin Duke
 LG Casey Perry
 C Thomas LaBianca
 TE Kyle Hoffman
 NT Larry Ogunjobi
 DE Brandon Banks
 ILB Nick Cook
 OLB Daquan Lucas
 DB Kedrick Davis

2016 RESULTS (4-8, 3-5 C-USA)

S1	at (19) Louisville (ACC RSN)	L	14-70	0-1
S10	ELON (CUSA.TV)	W	47-14	1-1
S17	EASTERN MICHIGAN (CUSA TV)	L	19-37	1-2
S24	at Temple (ASN)	L	20-48	1-3
O1	← OLD DOMINION (CUSA TV)	L	17-52	1-4
O9	← at Florida Atlantic (CUSA TV)	W	28-23	2-4
O15	← FIU (CUSA TV)	L	26-27	2-5
O22	← at Marshall (beIN SPORTS)	W	27-24	3-5
N5	← at Southern Miss (ASN)	W	38-27	4-5
N12	← RICE (Campus Insiders)	L	21-22	4-6
N19	← MIDDLE TENNESSEE (ESPN3)	L	31-38	4-7
N26	← at UTSA (Campus Insiders)	L	14-33	4-8

HEAD COACH BRAD LAMBERT

Alma Mater: Kansas State '87

COACHING EXPERIENCE

2013- Charlotte, Head Coach - 16-30 (.348), Fifth Season
 2008-10 Wake Forest, Defensive Coordinator/Defensive Backs (2010)
 2001-09 Wake Forest, Linebackers/Special Teams
 2000 Georgia, Secondary
 1998-1999 Georgia, Linebackers
 1996-1997 Georgia, Special Teams/Defensive Ends
 1991-95 Marshall, Secondary
 1990 Marshall, Defensive Ends
 1988-89 Oklahoma, Graduate Assistant

COACHING STAFF

Offensive Coordinator: Jeff Mullen (Wittenberg, '90)
 Defensive Coordinator: Matt Wallerstedt (Kansas State, '88)
 Secondary: James Adams (Wake Forest, '06)
 Offensive Line/Run Game Coord: Greg Adkins (Marshall, '90)
 Special Teams Coordinator: Charlie Skalaski (Florida, 1978)
 Outside Linebackers/Recruiting: Ulrick Edmonds (James Madison, '00)
 Wide Receivers: Damien Gary (Georgia, '05)
 Running Backs: Keith Henry (Catawba, '89)
 Tight Ends: Johnson Richardson (Wofford, '10)
 Graduate Assistant: Julian Alonso (West Virginia, '14)
 Graduate Assistant: Louis Kraft V (UNC Charlotte, '16)
 Graduate Assistant: Weston Smith (UNC Charlotte, 2016)
 Graduate Assistant: Nick Sewak (Georgia Southern, 2015)
 Strength and Conditioning: Jim Durning (Marshall, '92)
 Director of Operations: Trevor Lambert (Kansas State, '08)

FOOTBALL OFFICE

Phone: 704-687-0409



NOTING THE 49ERS

- The 49ers four victories last season doubled the win total of 2015, the 49ers' first at the FBS level. Six of Charlotte's eight league games were either wins (3) or one-possession losses (3).
- Sophomore **QB Hasaan Klugh** finished his first year with the 49ers connecting on 120-of-224 passes for 1,356 yards (123.3 per game) and 10 TDs, while ranking third on the team with 426 yards rushing. Klugh posted a 3-4 record in his seven starts.
- Klugh has a strong set of targets to throw to including returning starters **TL Ford**, **Trent Bostick**, who started his first three seasons before red-shirting in 2016 and **Workpeh Kofa**, as well as senior **Uriah LeMay** and slot receivers **Mark Quattlebaum**, **Chris Montgomery** and **Nate Mullen**.
- Sr. **LB Karrington King** will likely become the 49ers career leader in tackles. King has 205 career tackles, just 12 shy of the career record of 217 held by Larry Ogunjobi. He has had at least 50 tackles in each of his first three seasons..
- Freshman **S Ben DeLuca**, a Conference USA All-Freshman Team selection and Freshman All-American, finished third on the team with 68 tackles to set a school record for true freshman.
- Charlotte forced a turnover in 11 of 12 games last season. Charlotte finished the year with a +8 turnover margin (second in C-USA). The 49ers led C-USA through the regular-season with 16 interceptions and had at least one pick in 10 of 12 games.
- Standout **DL Larry Ogunjobi** became the first 49er to be selected in the NFL Draft. He was chosen with the first pick in the third round by the Cleveland Browns. In addition, DL Brandon Banks (Washington), WR Austin Duke (Carolina) and RB Kalif Phillips (Green Bay) signed contracts as undrafted free agents.

2016 TEAM STATISTICS

Category	CHA	Opponents
First Downs	237	290
Rushes-Yards	487-2114	406-1721
Rushing Yards/Game	176.2	143.4
Passes Att./Comp./Int.	413-214-6	496-310-16
Completion Pct.	.518	.625
Passing Yards	2313	3718
Passing Yards/Game	192.8	309.8
Total Off. Plays/Yds	900-4427	902-5439
Total Offense/Game	368.9	453.2
Punts-Average	76-38.5	57-38.0
Punt Returns-Yards	17-49	22-131
Kickoff Returns-Yards	52-1023	50-1035
Interceptions-Yards	16-155	6-120
Fumbles-Lost	11-9	18-7
Penalties-Yards	88-818	89-800
3rd Down Conversions	63-196	72-172
3rd Down Conversion Percentage	32%	42%
4th Down Conversions	16-33	10-20
4th Down Conversion Percentage	48%	50%
Sacks By-Yards	14-78	25-169
Avg. Time of Possession	29:00	31:00

2016 INDIVIDUAL LEADERS

Rushing	Att.	Yds.	Avg.	TD	Long
Kalif Phillips	189	907	4.8	4	72
Robert Washington	97	489	5.0	5	58
Hassan Klugh	89	426	4.8	8	39
TOTALS	487	2114	4.3	18	72

Passing	Comp.	Att.	Pct.	INT	Yards	TD
Hassan Klugh	120	224	.536	3	1356	10
TOTALS	214	413	.518	6	2313	17

Receiving	Rec	Yds.	Avg.	TD	Long
Austin Duke	59	803	13.6	4	76
T.L. Ford II	36	430	11.9	4	39
Workpeh Kofa	27	329	12.2	5	49
TOTALS	214	2313	10.8	17	76

Field Goals	Made-Att.	Pct.	Long
Stephen Muscarello	5-7	.714	32
Blake Brewer	4-6	.667	38
TOTALS	9-13	.692	38

Punting	No.	Yards	Avg.	In 20	Long
Arthur Hart	68	2664	39.2	19	61
TOTALS	76	2923	38.5	22	61

Tackles	Solos	Ast	Total
Nick Cook	49	59	108
Karrington King	28	45	73
Ben DeLuca	51	17	68
Larry Ogunjobi	31	34	65
TOTALS	461	438	899

Interceptions	No.	Yds.	Avg.	TD
Kedrick Davis	3	8	2.7	0
Ed Rolle	3	24	8.0	0
Terrance Winchester	3	41	13.7	1
TOTALS	16	155	9.7	1

FOLLOW THE 49ERS ONLINE

WEB www.charlotte49ers.com

f Charlotte49ers

t @charlotte49ers
@Charlotte49erFB

YouTube Charlotte49ersVids



CHARLOTTE

2017 ROSTER

NO.	NAME	POS.	HT.	WT.	YR.	EXP.	HOMETOWN/HS, JC or COLLEGE
96	Michael Adams	DL	6-2	307	Fr.	HS	Summerville, Ga./Chattooga
67	Jalen Allen	OL	6-4	296	Fr.	HS	Indianapolis, Ind./Pike/Hutchinson C.C.
29	Matt Anthony	DB	6-0	177	R-So.	SQ	Wake Forest, N.C./Wake Forest
45	Christian Asher	H	6-1	236	R-Jr.	2L	Charlottesville, Va./Woodberry Forest
12	Brooks Barden	QB	6-3	212	R-Jr.	1L	Cartersville, Ga./Cartersville
74	Tim Baten	DL	6-6	265	Fr.	HS	Charlotte, N.C./Victory Christian
10	Cameron Bent	WR	6-0	180	Fr.	HS	Bluffton, S.C./Bluffton
32	Sean Bernard	LB	6-3	240	Jr.	JC	Wichita, Kan./North/Missouri State/Butler C.C.
81	Trent Bostick	WR	6-1	205	R-Sr.	3L	Rockingham, N.C./Richmond Senior
51	Chris Brown	OL	6-4	304	R-Jr.	2L	Charlotte, N.C./Vance
17	Anthony Butler	LB	6-0	214	So.	1L	Charlotte, N.C./Vance
85	Ryan Carriere	H	6-4	249	R-Fr.	RS	Loganville, Ga./Grayson
91	Nick Carroll	DL	6-4	259	R-Sr.	3L	Cary, N.C./Cardinal Gibbons
36	Robert Cheatem	DB	6-0	184	R-Fr.	RS	DeLand, Fla./Bishop Moore Catholic
71	Cameron Clark	OL	6-5	287	R-So.	1L	Greensboro, N.C./Ben L. Smith
39	Kyle Corbett	P/K	6-0	192	R-Fr.	RS	Pinehurst, N.C./Pinecrest
23	Anthony Covington	DB	5-10	180	R-Sr.	2L	Charlotte, N.C./Mallard Creek/Appalachian State
21	Brooks Cunningham	WR	6-2	178	R-So.	TR	Wake Forest, N.C./Wake Forest High/Louisburg
52	Cam Darley	LB	6-3	259	Sr.	3L	Manning, S.C./Manning
8	Markevis Davis	LB	6-1	200	Sr.	3L	Asheville, N.C./Asheville
64	Nate Davis	OL	6-3	306	R-Jr.	2L	Ashburn, Va./Stone Bridge
28	Ben DeLuca	DB	6-1	194	So.	1L	Orlando, Fla./Bishop Moore
90	Tommy Doctor	DL	6-4	256	R-So.	1L	Buffalo, N.Y./Fork Union
18	Cameron Dollar	WR	6-2	195	Fr.	HS	Denver, N.C./East Lincoln
60	Darren Drake	OL	6-2	309	Jr.	2L	McDonough, Ga./Luella
12	Alex Duncan	DB	5-9	187	R-Jr.	1L	Chapel Hill, N.C./Chapel Hill/Navy
33	Garrison Duncan	LB	6-2	242	R-Sr.	2L	Kernersville, N.C./East Forsyth/Delaware State
23	Kameron Duncan	RB	5-10	195	Fr.	HS	Ocala, Fla./West Port
13	Zach Duncan	DL	6-2	253	R-Jr.	2L	Kernersville, N.C./East Forsyth
84	Ryan Eachus	H	6-1	247	Jr.	JC	Mission Viejo, Calif./Mission Viejo/Orange Coast
55	Jean Eason	OL	6-3	285	Jr.	JC	Oakland, Ca./Skyline/City College of San Francisco
70	D'Mitri Emmanuel	OL	6-3	300	Fr.	HS	Waxhaw, N.C./Marvin Ridge
31	Jai Erwin	LB	6-1	215	Fr.	HS	Kennesaw, Ga./North Cobb
62	Tyler Fain	DL	6-3	287	R-Jr.	2L	Chesapeake, Va./Indian River
68	Jaelin Fisher	OL	6-1	265	R-So.	SQ	Nashville, Tenn./Pearl Cohn
21	Juwan Foggie	LB	6-1	237	R-Jr.	2L	High Point, N.C./High Point Central
5	T.L. Ford II	WR	6-2	206	Sr.	3L	Cartersville, Ga./Cartersville
73	David Foust	OL	6-6	265	Jr.	JC	Washington, D.C./Coolidge/Los Angeles Valley
48	Jonathan Francois	LB	6-1	225	Fr.	HS	Hialeah, Fla./Mater Academy Charter
26	Jacione Fugate	DB	5-10	180	R-Fr.	RS	Hampton, Va./Kecoughtan
34	Jeff Gemmell	LB	6-3	233	R-So.	1L	Wake Forest, N.C./Heritage
75	Eugene German	OL	6-3	287	R-Sr.	3L	Martinsburg, W.Va./Martinsburg
15	Marquavis Gibbs	DB	6-0	186	So.	JC	West Palm Beach, Fla./Suncoast/Coffeyville C.C. (Kan.)
56	Will Graham	LB	6-0	225	Fr.	HS	Durham, N.C./Cardinal Gibbons
99	Jon Hardy	DL	6-3	288	R-So.	SQ	Wilmington, N.C./New Hanover
87	Isaiah Harris	DL	6-3	245	Fr.	HS	Waxhaw, N.C./Marvin Ridge
10	Tyriq Harris	LB	6-2	245	R-So.	1L	Roanoke, Va./Hidden Valley
40	Arthur Hart	P	6-2	216	Sr.	3L	Cedarburg, Wis./Model Secondary School
43	Christian Haynes	DB	5-9	189	So.	HS	Jacksonville, N.C./Southwest Onslow
46	Alex Highsmith	LB	6-3	235	R-So.	1L	Wilmington, N.C./Eugene Ashley
59	Michael Holmes	LB	6-3	250	R-So.	1L	Charlotte, N.C./Victory Christian
98	Timmy Horne	DL	6-4	301	R-Fr.	RS	Wadesboro, N.C./Anson
30	Darius Irvin	LB	6-0	200	R-So.	1L	Winter Garden, Fla./Foundation Academy
25	Denzel Irvin	DB	6-0	184	R-Jr.	2L	Winter Garden, Fla./Foundation Academy
80	Ben Jacques	H	6-7	247	R-So.	SQ	Mt. Pleasant, S.C./Wando
94	Javaris Jett	LB	6-0	225	R-Fr.	RS	Charlotte, N.C./West Charlotte
50	Karrington King	LB	6-0	219	R-Fr.	3L	Charlotte, N.C./Charlotte Catholic
7	Hasaan Klugh	QB	6-1	192	R-Jr.	1L	Concord, N.C./Central Cabarrus/NC A&T
6	Workpeh Kofa	WR	6-1	206	R-Jr.	2L	Charlotte, N.C./Independence
32	Benny LeMay	RB	5-9	211	So.	1L	Matthews, N.C./Butler
9	Uriah LeMay	WR	6-2	208	R-Sr.	2L	Matthews, N.C./Butler/Georgia
93	Stedman Lucas	LB	6-1	282	R-Jr.	SQ	Orangeburg, S.C./Orangeburg Wilkinson/WCU
24	Nafees Lyon	DB	5-9	179	R-So.	1L	Charlotte, N.C./Mallard Creek
92	Nick Martin	DL	6-3	287	R-Fr.	RS	Lexington, Ky./Dunbar

NO.	NAME	POS.	HT.	WT.	YR.	EXP.	HOMETOWN/HS, JC or COLLEGE
44	Nigel Macauley	K	5-11	195	Jr.	TR	Fayetteville, N.C./E.E. Smith/Memphis
41	AJ McDonald	DB	6-0	195	R-So.	1L	Bamberg, S.C./Bamberg-Ehrhardt
38	Aaron McAllister	DB	6-0	216	R-Fr.	RS	Live Oak, Fla./Suwanee
54	Brian McDonough	LS	5-7	231	R-Jr.	SQ	Kernersville, N.C./East Forsyth
97	Jaylen Miller	DL	6-3	260	R-Jr.	TR	Gaffney, S.C./Gaffney/Limestone
4	Chris Montgomery	WR	5-9	166	Sr.	3L	Lawndale, N.C./Burns
83	Nate Mullen	WR	5-8	180	R-So.	1L	Harrisburg, N.C./Hickory Ridge
57	Austin Paraison	DL	6-5	296	R-Fr.	RS	Lehigh Acres, Fla./Lehigh
87	Chris Phillips	H	6-3	230	Jr.	JC	Woodbridge, Va./C.D. Hylton/Los Angeles Valley
69	Luke Prevetie	OL	6-3	267	R-Fr.	RS	Statesville, N.C./Statesville/Maryville
3	Mark Quattlebaum	WR	5-10	160	R-Jr.	2L	Cartersville, Ga./Cartersville
58	Johnny Ray	DL	6-3	262	R-Fr.	RS	Mt. Pleasant, S.C./Wando
2	Ed Rolle	DB	5-11	190	Jr.	1L	Miami, Fla./Carol City/Garden City (Kan.) C.C.
11	Mic Roof	QB	6-3	190	Fr.	HS	Duluth, Ga./Buford
13	Daniel Rose	WR	6-1	166	R-So.	SQ	Orlando, Fla./Freedom
53	Jarett Schott	LB	5-10	219	R-Fr.	RS	Mooreville, N.C./Lake Norman
42	Henry Segura	LB/DB	6-2	190	Fr.	HS	Tallahassee, Fla./Leon H.S.
86	Antoine Shaw	H	6-4	220	Fr.	HS	Rockingham, N.C./Richmond Senior
79	Josh Snapper	OL	6-2	261	R-So.	SQ	Waxhaw, N.C./Marvin Ridge
78	Trevor Stacy	OL	6-4	309	R-So.	SQ	Huntington, W.Va./Spring Valley
94	Jordan Starnes	H	6-3	253	R-Sr.	3L	Norwood, N.C./South Stanly
22	JT Starr	DB	6-2	180	R-Fr.	RS	Belmont, N.C./South Point
54	Sherard Sutton	LB	6-3	215	Fr.	HS	Kannapolis, N.C./A.L. Brown
55	Randy Suydam	DL	6-4	256	R-So.	1L	Charlotte, N.C./Mallard Creek
90	Zane Tally	H	6-0	231	R-Jr.	TR	Charlotte, N.C./Mallard Creek/Carson-Newman
14	Joe Thompson	QB	6-1	197	R-Fr.	RS	Ashburn, Va./Stone Bridge
25	Keevin Thompson	RB	5-8	204	R-So.	TR	Wilmington, N.C./Hoggard/North Carolina A&T
89	Chris Tomberlin	WR	6-0	165	Jr.	TR	Iron Station, N.C./East Lincoln/Gardner-Webb
16	Victor Tucker	WR	5-11	170	Fr.	HS	Opa Locka, Fla./Carol City
88	RJ Tyler	H	6-3	240	R-Jr.	2L	Wagener, S.C./Wagener-Salley
18	Jackson Vansickle	K	6-1	207	R-So.	RS	Charlotte, N.C./Virginia Tech
20	Robert Washington	RB	5-10	227	So.	1L	Huntersville, N.C./East Gaston
63	Jacob Webb	OL	6-5	260	Fr.	HS	Canton, Ga./Creekview
47	Jack Wellenhofer	LS	6-2	184	So.	1L	Rocky Mount, N.C./Rocky Mount Senior
95	Julian Wheaton	DL	6-2	269	R-So.	RS	Cary, N.C./Panther Creek/Lenoir-Rhyne
72	Jamar Winston	OL	6-9	267	R-Jr.	1L	Irmo, S.C./Dutch Fork/Hutchinson (Kan.) C.C.
37	Keshawn Woods	DB	5-11	181	R-Fr.	RS	Pahokee, Fla./Pahokee
51	Christian Young	LB	6-2	219	R-So.	TR	Charlotte, N.C./Hough/South Carolina State
77	Wolfgang Zacherl	OL	6-4	290	R-Sr.	3L	Raleigh, N.C./Needham Broughton

2017 SPRING SIGNEES

NAME	POS.	HT.	WT.	YR.	HOMETOWN/HS, JC or COLLEGE
Michael Adams	DT	6-2	307	Fr.	Summerville, Ga./Chattooga
Jalen Allen	OL	6-4	296	Jr.	Indianapolis, Ind./Pike/Hutchinson C.C.
Cameron Bent	WR	6-0	180	Fr.	Bluffton, S.C./Bluffton
*Sean Bernard	LB	6-3	235	Jr.	Wichita, Kan./North/Butler C.C./Missouri State
Cameron Dollar	WR	6-2	195	Fr.	Denver, N.C./East Lincoln
Kameron Duncan	RB	5-10	195	Fr.	Ocala, Fla./West Port
*Ryan Eachus	TE	6-2	245	Jr.	Mission Viejo, Calif./Mission Viejo/Orange Coast Coll.
Jean Eason	OL	6-3	285	Jr.	Oakland, Calif./Skyline/City College of San Francisco
D'Mitri Emmanuel	OL	6-3	300	Fr.	Waxhaw, N.C./Marvin Ridge
*David Foust	OL	6-6	265	Jr.	Washington, D.C. Coolidge/LA Valley College
Jonathan Francois	LB	6-1	225	Fr.	Hialeah, Fla./Mater Academy Charter
*Marquavis Gibbs	DB	6-1	200	Jr.	W. Palm Beach, Fla./Suncoast/Coffeyville C.C. (Kan.)
Chris Phillips	TE	6-3	230	Jr.	Woodbridge, Va./C.D. Hylton/LA Valley College
Mic Roof	QB	6-3	190	Fr.	Duluth, Ga./Buford
Henry Segura	LB/DB	6-2	190	Fr.	Tallahassee, Fla./Leon
Antoine Shaw	TE	6-4	220	Fr.	Rockingham, N.C./Richmond Senior
Sherard Sutton	LB	6-3	215	Fr.	Kannapolis, N.C./A.L. Brown
Victor Tucker	WR	5-11	170	Fr.	Opa Locka, Fla./Carol City
Jacob Webb	OL	6-5	260	Fr.	Canton, Ga./Creekview

*indicates early enrollee





Butch Davis HEAD COACH

Alma Mater: Arkansas, '74
Record at FIU: 0-0 (.000) First Season
Career Record: 79-43 (.647), 11th Season
Hometown: Tahlequah, Okla.
Birthdate: November 17, 1951

QUICK FACTS

Location:
Miami, Fla.
Founded/Opened:
1965/1972
Enrollment:
54,000
Nickname:
Panthers
Colors:
Blue and Gold
Stadium:
Riccardo Silva Stadium (20,000)
President:
Dr. Mark B. Rosenberg
Exec. Director Sports & Entertainment:
Pete Garcia
Football Administrator:
Pete Garcia
Basic Offense:
Pro Set
Basic Defense:
Multiple 4-3

SPORTS INFORMATION

Director/Football SID
Paul Dodson
Office Phone
305-348-3164
Cell Phone
813-545-2127
Media Relations Office Fax
305-348-2963
Office E-Mail
pdodson@fiu.edu
Website
www.FIUSports.com
Press Box Phone
305-348-1898

KEY DATES

Players Report:
July 27
Media Day:
TBA
Fall Classes Begin:
August 22



Dr. Mark B. Rosenberg,
President



Pete Garcia,
Athletics Director



Pete Garcia
Football Administrator



Paul Dodson, SID



Butch Davis

2017 SCHEDULE

DATE	OPPONENT	TV	TIME
Aug. 31	at UCF	(CBSSN)	6:00p
Sept. 9	ALCORN STATE	(beIN Sports)	TBA
Sept. 16	at Indiana	(Big Ten Network)	3:30p
Sept. 23	↔ at Rice		7:30p
Sept. 30	↔ CHARLOTTE		7:00p
Oct. 7	↔ at Middle Tennessee	(ESPN3)	3:00p
Oct. 14	TULANE		7:00p
Oct. 28	↔ at Marshall		2:30p
Nov. 4	↔ UTSA	(Stadium)	7:00p
Nov. 11	↔ OLD DOMINION		7:00p
Nov. 18	↔ at Florida Atlantic	(Stadium)	7:00p
Nov. 24 (Fri.)	↔ WKU	(beIN Sports)	7:00p

↔ Conference game
 Home games in ALL CAPS
 All times are Eastern and subject to change



Alex Gardner

PRESEASON RETURNEES

LETTERMEN

Returning/Lost: 57/17

STARTERS

Offensive Returning/Lost: 6/5

Defensive Returning/Lost: 9/2

Special Teams Returning/Lost: 3/1

OFFENSE STARTERS RETURNING

QB	Alex McGough
RB	Alex Gardner
WR	Thomas Owens
WR	Stantley Thomas-Oliver III
RG	Kai Absheer
RT	Daquane Wilkie

DEFENSE STARTERS RETURNING

DL	Fermin Silva
DL	Newton Salisbury
DL	Jermaine Sheriff
LB	Anthony Wint
LB	Treyvon Williams
CB	Emmanuel Lubin
CB	Isaiah Brown
S	Niko Gonzalez
S	Xavier Hines

SPECIALISTS RETURNING

P	Stone Wilson
PR	Thomas Owens
KR	Anthony Jones/Alex Gardner
LS	Hunter Arbit

KEY LOSSES

LT	Trenton Saunders
C	Michael Montero
LT	Dieugot Joseph
TE	Jonnu Smith
DT	Imarjaye Albury
LB	Davison Colimon
K	Austin Taylor

2016 RESULTS (4-8, 4-4 C-USA)

S1 (Thu.)	INDIANA (ESPNU)	L	13-34	0-1
S9 (Fri.)	MARYLAND (CBSSN)	L	14-31	0-2
S17	at Massachusetts (ASN)	L	13-21	0-3
S24	UCF (beIN SPORTS)	L	14-53	0-4
O1	FLORIDA ATLANTIC (beIN)	W	33-31	1-4
O8	at UTEP (CUSA TV)	W	35-21	2-4
O15	at Charlotte (CUSA TV)	W	27-26	3-4
O22	LOUISIANA TECH (ESPN3)	L	24-44	3-5
O29	MIDDLE TENNESSEE (ESPN3)	L	35-42	3-6
N5	at WKU (beIN SPORTS)	L	21-49	3-7
N19	MARSHALL (ASN)	W	31-14	4-7
N26	at Old Dominion (ESPN3)	L	28-42	4-8

HEAD COACH BUTCH DAVIS

Alma Mater: Arkansas, '74

COACHING EXPERIENCE

2017	FIU, Head Coach - 0-0 (.000) First Season
2007-10	North Carolina, Head Coach - 28-23 (.549) 4 seasons
2001-04	Cleveland Browns, Head Coach - 24-35 (.414) 4 seasons
1995-2000	Miami (Fla.), Head Coach - 51-20 (.718) 3 seasons
1993-94	Dallas Cowboys, Defensive Coordinator
1989-92	Dallas Cowboys, Defensive Line
1984-88	Miami (Fla.), Defensive Line
1979-83	Oklahoma State, Tight Ends/Wide Receivers
1978	Will Rogers (Okla.) High School, Defensive Coordinator
1976-77	Charles Page (Okla.) High School, Defensive Coordinator
1974-75	Pawhuska (Okla.) High School, Defensive Coordinator
1973	Fayetteville (Ark.) High School, Defensive Coordinator

COACHING STAFF

Assistant HC/Offensive Line:	Allen Mogridge (North Carolina, '99)
Defensive Coordinator/LB's:	Brent Guy (Oklahoma State, '83)
Offensive Coordinator/QB's:	Rich Skorsky (Ramapo College, '87)
Defensive Backs:	Jeff Copp (Boise State, '81)
Running Backs:	Tim Harris Jr. (Miami, '08)
Wide Receivers:	Aubrey Hill (Florida, '96)
Defensive Line:	Kenny Holmes (Miami, Fla., '97)
Defensive Backs:	Eric Thatcher (Pittsburgh, '08)
Special Teams:	James Vollono (Catholic Univ. of America, '03)
Graduate Assistant:	Drew Davis (Mississippi, '16)
Head Football Athletic Trainer:	Kevin O'Neill (Pittsburgh)
Football Video Coordinator:	Nick Andrusisian (Fordham, '05)
Assistant Director of Football Operations:	Jed Keime (FIU, '12)
Director of Player Personnel:	Earl Little (Miami, '97)
Dir. of Strength & Conditioning:	Chad Smith (UT-Chattanooga, '06)

FOOTBALL OFFICE

Phone: 305-348-4152

Ticket Office Phone: 305-348-4263



NOTING THE PANTHERS

- **Butch Davis** takes over as new head coach of the FIU football program. Davis, the fourth head coach in FIU history, has compiled a 79-43 overall record in 10 years as a college head coach, including three Big East Championships while coaching the University of Miami. In that span, Davis recruited and/or coached more than 120 players that made it to the NFL, 36 of which were first-round draft picks. Davis also coached in the NFL for four years.
- Senior **LB Anthony Wint** was a second-team All-C-USA selection that started in all 12 games for FIU. He finished the year with 108 total tackles (57 solo), 6.5 tackles for loss, two forced fumbles and one fumble recovery. Wint's 108 tackles on the year were the sixth-most in school history, while his career total of 244 ranks ninth all-time at FIU. He registered 10-or-more tackles six times, including a career-high 13 at Charlotte (Oct. 15).
- Senior **LB Treyvon Williams** led FIU with 109 tackles in 2016. He registered 61 solo tackles, 6.5 tackles for loss and 3.0 sacks during his junior campaign. Williams was tied for the team lead in tackles for loss and was second on the squad in sacks. His 109 total tackles were the fifth-most in a single season in school history, he registered 10-or-more tackles five times and had at least five stops in every game.
- Senior **RB Alex Gardner** rushed for 930 yards on 181 carries and scored six touchdowns last season. He became the school's all-time leading rusher in 2016, finishing the campaign with 2,272 yards. Gardner scored a team-high six rushing touchdowns, while recording five 100-yard games, including a career-high 141 yards on the ground at UTEP (Oct. 8).

2016 TEAM STATISTICS

Category	FIU	Opponents
First Downs	238	268
Rushes-Yards	423-1783	456-2375
Rushing Yards/Game	148.6	197.9
Passes Att./Comp./Int.	407-238-17	366-226-6
Completion Pct.	.585	.617
Passing Yards	2720	2830
Passing Yards/Game	226.7	235.8
Total Off. Plays/Yds	830-4503	822-5205
Total Offense/Game	375.2	433.8
Punts-Average	61-37.6	52-39.1
Punt Returns-Yards	15-148	14-147
Kickoff Returns-Yards	45-893	44-967
Interceptions-Yards	6-106	17-339
Fumbles-Lost	13-6	13-8
Penalties-Yards	64-574	70-611
3rd Down Conversions	61-170	67-156
3rd Down Conversion Percentage	36%	43%
4th Down Conversions	13-26	10-18
4th Down Conversion Percentage	50%	56%
Sacks By-Yards	17-79	30-154
Avg. Time of Possession	31:34	28:26

2016 INDIVIDUAL LEADERS

Rushing	Att.	Yds.	Avg.	TD	Long
Alex Gardner	181	930	5.1	6	55
Anthony Jones	116	562	4.8	4	48
TOTALS	423	1783	4.2	16	55

Passing	Comp.	Att.	Pct.	INT	Yards	TD
Alex McGough	167	286	.584	11	1891	13
Maurice Alexander	51	87	.586	6	613	2
TOTALS	238	407	.585	17	2720	19

Receiving	Rec	Yds.	Avg.	TD	Long
Thomas Owens	47	652	13.9	7	46
Jonnu Smith	42	506	12.0	4	40
Stantley Thomas	35	485	13.9	1	48
TOTALS	238	2720	11.4	19	60

Field Goals	Made-Att.	Pct.	Long
Austin Taylor	12-16	.750	50
TOTALS	12-16	.750	50

Punting	No.	Yards	Avg.	In 20	Long
Stone Wilson	61	2293	37.6	12	58
TOTALS	61	2293	37.6	12	58

Tackles	Solos	Ast	Total
Treyvon Williams	61	48	109
Anthony Wint	57	51	108
Niko Gonzalez	36	19	55
Shermarke Spence	33	17	50
TOTALS	460	342	802

Interceptions	No.	Yds.	Avg.	TD
Isaiah Brown	3	43	14.3	1
TOTALS	6	106	17.7	1

FOLLOW THE PANTHERS ONLINE

WEB www.FIUSports.com

FIUSports
FIUFootball

@FIUAthletics
@FIUFootball

@FIUAthletics

FIU Panthers



2017 ROSTER

NO.	NAME	POS.	HT.	WT.	YR.	EXP.	HOMETOWN/HS, JC or COLLEGE
79	Kai Absheer	OL	6-5	305	Jr.	2L	Oakland Park, Fla./Saint Thomas Aquinas
3	Maurice Alexander	QB	6-0	180	So.	1L	Florida City, Fla./Booker T. Washington
8	Christian Alexander	QB	6-3	221	So.	1L	Lakeland, Fla./Lakeland Christian
54	Hunter Arbit	LS	6-4	216	So.	1L	Palm Beach Gardens, Fla./Palm Beach Gardens
80	Zach Armour	TE	6-3	212	R-Fr.	SQ	Cocoa, Fla./Cocoa
48	Wendell Ashley	CB	5-10	186	R-Fr.	SQ	Miami, Fla./Coral Gables
36	Trayvone Blake	LB	6-1	190	R-So.	SQ	Ft. Lauderdale, Fla./Ft. Lauderdale/Garden City (Kan.) CC
30	Jose Borregales	K/P	5-10	195	R-Fr.	SQ	Miami, Fla./Booker T. Washington
92	John Broome	DL	6-2	241	Jr.	2L	Plant City, Fla./Plant City
3	Andrew Brown	CB	5-9	174	Sr.	1L	Decatur, Ga./Decatur/Garden City (Kan.) CC
13	Isaiah Brown	CB	6-1	178	So.	1L	Tampa, Fla./Tampa Bay Tech
66	Jordan Budwig	OG	6-4	324	Sr.	2L	Ft. Lauderdale, Fla./University School
7	Dominic Caldwell	QB	6-2	169	R-Fr.	SQ	Sarasota, Fla./Riverview
28	Bryce Canady	DB	6-0	193	Sr.	1L	Jacksonville, Fla./Paxon
83	Mac Carey	TE	6-2	245	Jr.	2L	Tallahassee, Fla./Leon
60	Dallas Connell	OG	6-3	283	So.	1L	Jacksonville, Fla./First Coast
61	Douglas Connell	C	6-3	288	R-Fr.	SQ	Jacksonville, Fla./First Coast
40	Shakur Cooper	DE	6-1	217	So.	1L	Miami, Fla./Coral Gables
72	James Cruise	OG	6-5	298	Sr.	2L	Palm Beach Gardens, Fla./Palm Beach Gardens
10	Olin Cushion III	CB	5-8	153	So.	1L	Miami, Fla./Miami Central
77	Deion Eakins	OG	6-3	322	So.	SQ	Jacksonville, Fla./Trinity Christian Academy
45	Jean Estinor	LB	6-2	206	R-Jr.	SQ	North Miami, Fla./North Miami
68	Chris Flaig	OG	6-5	302	Sr.	2L	Vero Beach, Fla./Vero Beach
51	Filippo Fort	LB	5-10	187	Jr.	HS	Clearwater, Fla./Clearwater
16	Tony Gaiter IV	WR	5-9	178	So.	1L	Richmond Heights, Fla./Westminster Christian
1	Alex Gardner	RB	5-10	192	Sr.	3L	Jacksonville, Fla./Williams M. Raines
82	Ulice Gillard III	WR	6-1	197	R-Fr.	SQ	Orlando, Fla./Lake Nona
33	Niko Gonzalez	S	5-11	191	Sr.	3L	Miramar, Fla./Hialeah
39	Jonathan Graham	DB	5-10	170	Jr.	HS	Ft. Lauderdale, Fla./Cardinal Gibbons
11	Tyler Greenlee	QB	6-1	181	R-Fr.	SQ	Jacksonville, Fla./Mandarin
57	Jordan Guest	DE	6-4	221	Sr.	3L	Miami, Fla./Miami Christopher Columbus
50	Pol Guzman	OL	6-1	270	Sr.	2L	Hialeah, Fla./Hialeah/Iowa Central CC
71	R.J. Harris	DL	6-3	263	So.	1L	Tallahassee, Fla./North Florida Christian
25	Isaiah Hill	S	5-11	195	So.	1L	Tallahassee, Fla./Florida State High
27	Xavier Hines	CB	5-11	189	Sr.	2L	Miami, Fla./Belen Jesuit
17	Mark Hutchinson	WR	6-0	195	So.	1L	Zephyrhills, Fla./Wiregrass Ranch
44	Brandon James	LB	6-3	205	Fr.	HS	Miami, Fla./Southridge
43	David Jenkins	RB	5-8	190	R-Fr.	SQ	Tampa, Fla./Armwood
31	Tyree Johnson	LB	5-9	188	Jr.	2L	Miami Gardens, Fla./Miami Carol City
91	Anthony Johnson	DL	6-3	266	Jr.	2L	Kingsland, Ga./Camden County
2	Anthony Jones	RB	5-11	190	Jr.	2L	Miami, Fla./Miami Central
51	Chris Judge	LS	6-2	242	R-Fr.	SQ	Coconut Creek, Fla./Coral Springs Charter
46	Milord Juste	DL	6-0	268	Jr.	2L	Palm Beach Gardens, Fla./Palm Beach Gardens
56	Danzel King	LB	6-0	196	Jr.	HS	Hollywood, Fla./Miramar
34	Jacob Kraut	RB	5-11	250	Jr.	1L	Jacksonville, Fla./Fletcher/Rutgers
47	Sage Lewis	LB	6-1	232	So.	1L	Opa-Locka, Fla./Monsignor Pace
42	JoJo Louis	S	5-11	194	R-Fr.	SQ	Bradenton, Fla./Braden River
20	Emmanuel Lubin	DB	6-1	187	Jr.	2L	Miami, Fla./North Miami Beach
66	Thomas Maestu	LB	6-0	213	So.	HS	Miami, Fla./Miami Christopher Columbus
15	Austin Maloney	WR	5-11	189	So.	1L	Miami, Fla./Christopher Columbus

NO.	NAME	POS.	HT.	WT.	YR.	EXP.	HOMETOWN/HS, JC or COLLEGE
76	Neal Mars	OG/C	6-3	287	Jr.	2L	Orange Park, Fla./Fleming Island
23	Napoleon Maxwell	RB	6-0	208	Jr.	1L	St. Petersburg, Fla./Admiral Farragut Academy
12	Alex McGough	QB	6-3	218	Sr.	3L	Tampa, Fla./Gaither
55	Shane McGough	C	6-2	280	R-Fr.	SQ	Tampa, Fla./Gaither
69	Chris Miller	OL	6-4	328	Jr.	2L	Orlando, Fla./The First Academy
42	Shawn O'Gorman	RB	5-8	180	So.	1L	Weeki Wachee, Fla./Weeki Wachee
32	Collin Olsen	RB	6-0	223	So.	1L	Port Orange, Fla./Spruce Creek
81	Thomas Owens	WR	6-1	198	Sr.	3L	Boynton Beach, Fla./Atlantic Community
21	Kyle Perez	DB	5-10	175	Jr.	SQ	Plantation, Fla./American Heritage/Appalachian State
87	Charlie Peterson	TE	6-3	218	R-Fr.	SQ	Lake Mary, Fla./Lake Mary
22	Shawndarrius Phillips	RB	5-11	226	So.	1L	Delray Beach, Fla./Atlantic Community
37	Alfonso Randolph	RB	5-11	197	Sr.	3L	Ocala, Fla./West Port
23	Khairi Reaser	CB	5-9	185	R-Jr.	SQ	Miami, Fla./Westminster Christian / San Jose City College
41	Fred Russ	LB	6-0	228	Sr.	3L	Tampa, Fla./Tampa Bay Tech
97	Newton Salisbury	DE	6-3	246	Sr.	1L	Collinsville, Okla./Collinsville/NE Oklahoma
88	A.J. Sattinger	H-B	6-2	225	Gr.	TR	Clearwater, Fla./Countryside/Coastal Carolina
14	Darrius Scott	WR	5-11	185	So.	1L	Miami, Fla./Booker T. Washington
99	Jermaine Sheriff	DL	6-2	250	Jr.	2L	Ft. Lauderdale, Fla./Hialeah
7	Fermin Silva	DL	6-2	234	Jr.	2L	Miami, Fla./Miami Central
26	Shermarke Spence	DB	5-9	182	Jr.	2L	Miami, Fla./Northwestern
95	Andrew Tarver	DT	6-1	305	R-Fr.	SQ	Powder Springs, Ga./McEachern
58	Devontay Taylor	DE	6-3	278	R-Fr.	SQ	Odessa, Fla./Mitchell
21	Stantley Thomas-Oliver III	WR	6-2	185	So.	1L	Punta Gorda, Fla./Charlotte
13	Malik Tyson	QB	6-2	194	R-Fr.	SQ	Tampa, Fla./Robinson
27	Avery Warren	DB	5-9	170	Jr.	TR	Jacksonville, Fla./Williams M. Raines/Methodist University
65	Daquane Wilkie	OL	6-3	284	Jr.	2L	Orlando, Fla./Oak Ridge
5	Julian Williams	WR	5-11	190	R-Jr.	1L	Suwanee, Ga./Collin Hill/Georgia Military College
52	Treyvon Williams	LB	6-0	229	Sr.	3L	Miami, Fla./Miami Norland
6	Stone Wilson	P/K	5-10	178	Jr.	2L	Nokomis, Fla./IMG Academy
53	Anthony Wint	LB	6-0	224	Sr.	3L	Homestead, Fla./Homestead

2017 SPRING SIGNEES

NAME	POS.	HT.	WT.	YR.	HOMETOWN/HS, JC or COLLEGE
Cody Bowes	OL	6-4	275	Fr.	Miami, Fla./Miami Southridge
Romelo Brooks	ATH	6-0	200	Fr.	Miami, Fla./Miami Killian
Rashad Colson	DL	6-6	295	Fr.	Miami, Fla./Miami Norland
Noah Curtis	DL	6-6	230	Fr.	Delray Beach, Fla./American Heritage
Richard Dames	DB	5-11	175	Fr.	Miami, Fla./Booker T. Washington
Richard Dames	DB	5-11	170	Fr.	Miami, Fla./Booker T. Washington
Jamal Gates	LB	6-2	220	Fr.	Palm Beach Gardens, Fla./Dwyer
Dorian Hall	ATH	6-5	190	Fr.	Hollywood, Fla./South Broward
*Brandon James	LB	6-3	205	Fr.	Miami, Fla./Miami Southridge
Tevin Jones	DL	6-4	215	Fr.	Miami, Fla./Miami Norland
Mershawn Miller	OL	6-3	315	Fr.	Miami, Fla./Miami Central
Kevin Oliver	DL	6-4	250	Fr.	Davie, Fla./Western
Willa Pierre	OL	6-3	290	Fr.	Miami, Fla./Booker T. Washington
D'Vonte Price	RB	6-3	195	Fr.	Punta Gorda, Fla./Charlotte
*AJ Sattinger	H-B	6-2	225	Jr.	Clearwater, Fla./Countryside/Coastal Carolina
Bryce Singleton	WR	6-0	185	Fr.	Hilton Head, S.C./Hilton Head Island
Shermar Thornton	WR	6-0	170	Fr.	Miami, Fla./Hallandale
Kaylan Wiggins	QB	6-2	195	Fr.	Sanford, Fla./Seminoles
DeAndre Williams	WR	6-0	175	Fr.	Miami, Fla./Booker T. Washington
Jacob White	DB	6-0	170	Fr.	Punta Gorda, Fla./Charlotte

*indicates early enrollee



FLORIDA ATLANTIC

OWLS



Lane Kiffin

HEAD COACH

Alma Mater: Fresno State '96

Record at FAU: 0-0 (.000), First Season

Career Record: 35-21 (.625), Sixth Season

Hometown: Lincoln, Neb.

Birthdate: May 9, 1975

QUICK FACTS

Location:

Boca Raton, Fla.

Founded:

1961

Enrollment:

30,000

Nickname:

Owls

Colors:

Blue and Red

Stadium:

FAU Stadium (29,495)

President:

Dr. John W. Kelly

Vice President and Athletics Director:

Pat Chun

Football Administrator:

Brian Battle

Basic Offense:

Up Tempo

Basic Defense:

Multiple

SPORTS INFORMATION

Football SID:

Katrina McCormack

Office Phone:

561-297-3163

Cell Phone:

561-251-5588

Fax:

561-297-3963

E-mail:

kmccormi@fau.edu

Website:

www.FAUsports.com

Press Box Phone:

561-251-5588

KEY DATES

Players Report:

July 26

Media Day:

TBA

Fall Classes Begin:

August 21



Dr. John W. Kelly,
President



Pat Chun,
Athletics Director



Brian Battle,
Football Administrator



Katrina McCormack,
SID



Lane Kiffin

2017 SCHEDULE

DATE	OPPONENT	TV	TIME
Sept. 1 (Fri.)	NAVY	(ESPNU)	8:00p
Sept. 9	at Wisconsin	(Big Ten Network)	12:00p
Sept. 16	BETHUNE-COOKMAN	(beIN Sports)	8:00p
Sept. 23	at Buffalo		TBA
Sept. 30	↔ MIDDLE TENNESSEE	(Stadium)	7:00p
Oct. 7	↔ at Old Dominion	(Stadium)	6:00p
Oct. 21	↔ NORTH TEXAS	(ESPN3)	TBA
Oct. 28	↔ at WKU	(Stadium)	4:30p
Nov. 3 (Fri.)	↔ MARSHALL	(CBSNN)	6:00p
Nov. 11	↔ at Louisiana Tech	(Stadium)	3:30p
Nov. 18	↔ FIU	(Stadium)	7:00p
Nov. 25	↔ at Charlotte		2:00p

↔ Conference game

Home games in ALL CAPS

All times are Eastern and subject to change



Devin Singletary

PRESEASON RETURNEES

LETTERMEN

Returning/Lost: 31/21

STARTERS

Offensive Returning/Lost: 8/3

Defensive Returning/Lost: 8/3

Special Teams Returning/Lost: 3/1

OFFENSE STARTERS RETURNING

QB	Jason Driskel
RB	Buddy Howell
LT	Reggie Bain/Antonyo Woods
LG	Tarrick Thomas
RG	Jakobi Smith
RT	Matt Weiner/Jack Breshears
WR	Kamrin Solomon
WR	Nate Terry

DEFENSE STARTERS RETURNING

DE	Hayden Nagel
LB/N	Ocie Rose
LB	Azeez Al-Shaair
CB	Chris Tooley
CB	Raekwon Williams
SS	Richie Kittles
FS	Jalen Young

SPECIALISTS RETURNING

K	Greg Joseph
KR	Kerrith White
PR	Henry Busey

KEY LOSSES

C	Dillon DeBoer
TE	Tyler Cameron
DE	Trey Hendrickson
DT	Shalom Ogbonda
LB	Nate Ozdemir
P	Dalton Schomp

2016 RESULTS (3-9, 2-6 C-USA)

S3	SOUTHERN ILLINOIS (CUSA TV)	W	38-30	1-0
S10	at (25) Miami (Fla.) (ESPN3)	L	10-38	1-1
S17	at Kansas State (FSN)	L	7-63	1-2
S24	BALL STATE (CUSA TV)	L	27-31	1-3
O1	★ at FIU (beIN SPORTS)	L	31-33	1-4
O9 (Sun.)	★ CHARLOTTE (CUSA TV)	L	23-28	1-5
O15	★ at Marshall (ASN)	L	21-27	1-6
O29	★ WKU (ASN)	L	3-52	1-7
N5	★ at Rice (ESPN3)	W	42-25	2-7
N12	★ UTEP (CUSA TV)	W	35-31	3-7
N19	★ OLD DOMINION (Campus Ins.)	L	24-42	3-8
N26	★ at Middle Tennessee (beIN)	L	56-77	3-9

HEAD COACH LANE KIFFIN

Alma Mater: Fresno State '96

COACHING EXPERIENCE

2017	Florida Atlantic, Head Coach – 0-0 (.000) First Season
2014-16	Alabama, Offensive Coordinator/Quarterbacks
2010-13	USC, Head Coach – 27-15 (.643) 4 seasons
2009	Tennessee, Head Coach – 7-6 (.538) 1 season
2007-08	Oakland Raiders, Head Coach – 5-15 (.250) 2 seasons
2005-06	USC, Offensive Coordinator
2002-04	USC, Wide Receivers
2001	USC, Tight Ends
2000	Jacksonville Jaguars, Offensive Quality Control
1999	Colorado State, Graduate Assistant
1997-98	Fresno State, Assistant

COACHING STAFF

Assistant Head Coach/Off. Coord./QBs:	Kendal Briles (Houston, '05)
Co-Defensive Coordinator/Linebackers:	Chris Kiffin (Colorado State, '05)
Safeties/Special Teams Coordinator/	
Co-Defensive Coordinator:	Corey Batoon (Long Beach State, '91)
Defensive Line/Recruiting Coord.:	Eric Mathies (Murray State, '08)
Wide Receivers:	Gary Harrell (Howard, '94)
Cornerbacks:	Keynodo Hudson (West Virginia Tech, '04)
Offensive Line:	Garin Justice (West Virginia, '06)
Running Backs:	Kevin Smith (UCF, '15)
Tight Ends:	Clint Trickett (Florida State, '12)
Head Strength Coach:	Wilson Love (Alabama, '13)
Assistant Strength Coach:	Connor Neighbors (LSU, '14)
Director of Operations:	Heather Henderson (South Carolina, '01)
Off./Special Teams Graduate Assistant:	Mike Nysewander (Alabama, '15)
Off. Graduate Assistant:	Chris Rutledge (Miami, '08)
Def. Graduate Assistant:	C.J. Johnson (Mississippi '15)
Director of Player Development:	DJ McCarthy (Washington, '94)
Dir. of Player Personnel/Pro Liaison:	Landan Salem (Illinois, '14)
Defensive Analyst/Pro Liaison:	Monte Kiffin (Nebraska, '63)

FOOTBALL OFFICE

Phone: 561-297-1094

Fax: 561-297-3963

Ticket Office Phone: 866-FAU-OWLS

E-mail: tickets@fau.edu



NOTING THE OWLS

- **Lane Kiffin** begins his first season as head coach of Florida Atlantic. Kiffin joins the Owls after three seasons at Alabama, where he served as the Crimson Tide's offensive coordinator and quarterbacks coach. He was a finalist for the Frank Broyles Award in 2014, which is given to the country's best assistant coach. Kiffin previously served as head coach at USC (leading the Trojans to a 10-2 record in 2011 and a No. 6 ranking in the final Associated Press poll), Tennessee and the Oakland Raiders.
- Running back **Devin "Motor" Singletary** was the first freshman Owl in the program's 16-year history to break the 1,000-yard plateau and he did so in part with two monster games. He tallied 257 rushing yards at Rice to earn C-USA Co-Player of the Week honors and then tallied 235 yards at Middle Tennessee to conclude his first collegiate season with 1,021 yards. He also scored three times versus MT to bring his rushing scores to 12, just one shy of the program's all-time single-season rushing TD record, set by Gregory Howell Jr. last season. Singletary holds FAU's all-time top two single-game records for all-purpose yards, his highest being 396 at MT.
- Senior **LT Reggie Bain** is expected to return to the line-up after missing all of last season following a preseason auto accident. The former freshman All-American and two-time C-USA honoree is a leader on a line that ended up starting its first nine games last season with nine different line combinations. Along with Bain, sophomore Tarrick Thomas is also expected to return. Thomas started the first four games of 2016 before he too was hit with an injury.
- Freshman All-American **LB Azeez Al-Shaair** returns for his Junior campaign after leading the Owls in tackles the last two seasons.

2016 TEAM STATISTICS

Category	FAU	Opponents
First Downs	247	296
Rushes-Yards	472-2258	537-2945
Rushing Yards/Game	188.2	245.4
Passes Att./Comp./Int.	215-366-13	233-355-10
Completion Pct.	.587	.656
Passing Yards	2521	3221
Passing Yards/Game	210.1	268.4
Total Off. Plays/Yds	838-4779	892-6166
Total Offense/Game	398.2	513.8
Punts-Average	69-42.0	53-41.0
Punt Returns-Yards	13-50	21-181
Kickoff Returns-Yards	62-1386	18-415
Interceptions-Yards	10-84	13-114
Fumbles-Lost	13-7	8-5
Penalties-Yards	63-577	64-569
3rd Down Conversions	57-169	78-165
3rd Down Conversion Percentage	34%	47%
4th Down Conversions	7-18	8-13
4th Down Conversion Percentage	39%	62%
Sacks By-Yards	23-127	25-158
Avg. Time of Possession	27:43	32:17

2016 INDIVIDUAL LEADERS

Rushing	Att.	Yds.	Avg.	TD	Long
Devin Singletary	152	1021	6.7	12	66
Greg Howell	167	828	5.0	13	68
TOTALS	472	2258	4.8	31	68

Passing	Comp.	Att.	Pct.	INT	Yards	TD
Jason Driskel	200	327	.612	11	2415	9
Daniel Parr	15	36	.417	2	106	0
TOTALS	215	366	.587	13	2521	9

Receiving	Rec	Yds.	Avg.	TD	Long
Kalib Woods	68	934	13.7	1	46
Devin Singletary	26	163	15.8	6	59
TOTALS	215	2521	11.7	9	85

Field Goals	Made-Att.	Pct.	Long
Greg Joseph	10-14	.714	50
TOTALS	10-14	.714	50

Punting	No.	Yards	Avg.	In 20	Long
Dalton Schomp	68	2895	42.6	24	68
TOTALS	68	2895	42.6	24	68

Tackles	Solos	Ast	Total
Azeez Al-Shaair	57	56	113
Jalen Young	67	33	100
Nate Ozdemir	21	32	53
Shalom Ogbonda	20	32	52
TOTALS	524	366	890

Interceptions	No.	Yds.	Avg.	TD
Ocie Rose	2	12	6.0	0
Andrew Soroh	2	5	2.5	0
TOTALS	10	84	8.4	1

FOLLOW THE OWLS ONLINE

WEB www.FAUsports.com

f [FAUOwlAthletics](#)

t @FAUAthletics
@FAU_Football

YouTube [FAUOwlAthletics](#)



FLORIDA ATLANTIC

2017 ROSTER

NO.	NAME	POS.	HT.	WT.	YR.	EXP.	HOMETOWN/HS, JC or COLLEGE
2	Azeez Al-Shaair	LB	6-2	228	Jr.	2L	Tampa, Fla./Hillsborough
58	Reggie Bain	OL	6-4	300	R-Jr.	2L	Miami, Fla./Miami Central
25	Robert Ball, Jr.	RB	6-1	215	Jr.	SQ	Tampa, Fla./Southeastern
54	Hosea Barnwell, V	MLB	6-0	210	So.	SQ	Miami, Fla./American Senior
62	Bryan Beck	OL	6-6	290	R-So.	1L	Franklin, Wis./Franklin
33	David Belvin III	DE	6-3	260	So.	SQ	Palmetto, Fla./Palmetto
97	Anthony Bennett	DL	6-3	245	R-So.	SQ	Weston, Fla./Cypress Bay
51	Ean Biancardi	OL	6-5	285	R-Fr.	RS	Lake Wales, Fla./Lake Wales
61	Jacoby Blackmon	DL	6-2	290	R-Jr.	SQ	Belle Glade, Fla./Glades Central
10	Dustin Bowens	TE	6-4	250	R-Jr.	2L	Palm Coast, Fla./Flagler
75	Jack Breshears	OL	6-5	300	R-So.	1L	Batavia, Ill./Batavia
27	Da'Von Brown	DB	6-0	185	So.	SQ	Belle Glade, Fla./Royal Palm Beach
61	Tyrone Brown	DT	6-3	260	R-Fr.	RS	Belle Glade, Fla./Port St. Lucie
2	James Brunson	WR	6-0	180	R-So.	1L	Fort Myers, Fla./Fort Myers
40	Harrison Bryant	TE	6-5	225	So.	1L	Gray, Ga./John Millidge Academy
49	Khantrell Burden	LB	6-1	220	Jr.	2L	Miramar, Fla./Everglades
1	Henry Bussey III	WR	5-9	180	Sr.	3L	Opa Locka, Fla./Hialeah Senior
40	Dasean Cannon	DB	5-10	170	Jr.	SQ	Homestead, Fla./Miami Palmetto Senior
18	Joshua Cartwright	QB	6-1	180	R-So.	1L	Miami, Fla./American
28	James Charles	RB	5-10	200	R-Fr.	RS	Pompano Beach, Fla./St. Thomas Aquinas
93	John Clancy, Jr.	LS	5-11	235	R-So.	SQ	Sarasota, Fla./Sarasota
20	Marcus Clark	RB	5-8	190	R-Sr.	2L	Tallahassee, Fla./North Florida Christian
16	Bradley Clement	LB	5-11	225	So.	1L	North Lauderdale, Fla./American Heritage-Plantation
20	Abdias Corgelas	S	6-0	195	Sr.	SQ	Fort Myers, Fla./Fort Myers
89	Dante Cousart	WR	5-10	160	R-So.	TR	Jupiter, Fla./Assumption College
42	William Davis	DT	6-0	275	So.	1L	Fort Pierce, Fla./Fort Pierce Central
90	Collin Dell	DL	6-2	255	So.	SQ	Winter Springs, Fla./Oviedo
45	Jacob Douglas	LB	5-10	220	Jr.	2L	Jacksonville, Fla./Mandarin
16	Jason Driskel	QB	6-2	210	R-Jr.	2L	Oviedo, Fla./Hagerty
4	Marquese Dudley-Gordon	S	6-0	205	R-Jr.	1L	Plantation, Fla./Cypress Bay
11	Ray Ellis	DT	6-1	285	R-Jr.	2L	Egg Harbor Township, N.J./Holy Spirit
77	Roman Fernandez	OL	6-0	305	R-Sr.	2L	West Palm Beach, Fla./Seminole Ridge
30	Kevin Fiddis	S	5-10	185	R-Fr.	RS	West Palm Beach, Fla./William T. Dwyer
12	Steven Frank	QB	6-4	225	R-Fr.	RS	Oswego, Ill./Oswego
96	DaiKwon Fuse	DT	6-3	295	R-Jr.	SQ	West Palm Beach, Fla./William T. Dwyer
31	Kris Harris	LB	6-0	225	R-Jr.	2L	Tallahassee, Fla./Godby
84	Ladante Harris	WR	5-10	170	R-So.	1L	Sebring, Fla./Sebring
7	Tavaris Harrison	WR	6-3	187	R-So.	1L	North Miami, Fla./North Miami Senior
29	Gerald Hearn	RB	5-8	208	R-Jr.	SQ	West Palm Beach, Fla./William T. Dwyer
35	Jordan Helm	S	6-2	182	R-Fr.	RS	Jacksonville, Fla./Bartram Trails
55	Damian Horton	DE	6-3	250	Jr.	SQ	Homestead, Fla./Miami Killian Sr.
5	Jesse Howanitz	LB	6-4	210	R-So.	1L	Ocala, Fla./Trinity Catholic
9	Gregory Howell, Jr.	RB	6-1	215	Sr.	3L	Coconut Grove, Fla./Coral Gables Senior High
8	Nick Internicola	DL	6-3	255	R-Sr.	2L	Pembroke Pines, Fla./University School
14	De'Andre Johnson	QB	6-2	205	R-So.	TR	Jacksonville, Fla./East Mississippi
72	Chris Jones	OL	6-5	285	R-Jr.	SQ	West Palm Beach, Fla./Cardinal Newman
71	Jake Jones	OL	6-0	295	R-Fr.	RS	Loxahatchee, Fla./Seminole Ridge
17	Greg Joseph	K/P	6-1	210	GS	3L	Boca Raton, Fla./American Heritage-Delray
99	Josh Kendall	DT	6-2	295	R-Jr.	1L	Lehigh Acres, Fla./Lehigh Senior
70	Jake Lassiter	OL	6-1	240	Fr.	HS	Coral Springs, Fla./Coral Springs
56	Steven Leggett	DL	6-1	290	Jr.	1L	Belle Glade, Fla./Glades Central
3	Shelton Lewis	CB	6-0	185	Jr.	2L	Orlando, Fla./East River
13	Leighton McCarthy	DE	6-3	205	So.	1L	Apopka, Fla./Wekiva
48	Kevin McCrary	DT	6-2	285	So.	SQ	Daytona Beach, Fla./Mainland
21	Kyle McGriff	WR	5-9	202	R-Fr.	RS	Gainesville, Fla./Gainesville
87	Dominic Milanese	WR	6-2	180	R-Fr.	RS	Lake Worth, Fla./Saint John Paul II Academy
10	Herb Miller	DB	6-2	190	Jr.	2L	Miramar, Fla./Miramar
8	Bobby Mitchell	WR	6-2	190	R-Jr.	1L	St. Augustine, Fla./St. Augustine
85	John Mitchell	WR	6-4	210	So.	1L	Tallahassee, Fla./Lawton Chiles
55	Matt Murphy	OL	6-7	310	R-Jr.	TR	Tampa, Fla./IMG Academy
98	Haiden Nagel	DL	6-4	255	R-Sr.	2L	Tampa, Fla./Walter L. Sickles
39	J'Quan Napier	DB	6-3	190	R-So.	1L	Riveria Beach, Fla./Palm Beach Gardens
52	Jared Nourse	OL	6-1	270	R-Fr.	RS	Jacksonville, Fla./Bartram Trail

NO.	NAME	POS.	HT.	WT.	YR.	EXP.	HOMETOWN/HS, JC or COLLEGE
13	Daniel Parr	QB	6-3	210	R-So.	SQ	Jupiter, Fla./William T. Dwyer
46	Jacob Pino	LB	5-11	215	R-Fr.	RS	Pembroke Pines, Fla./American Heritage-Plantation
30	John Raine	TE	6-2	230	So.	1L	Miami, Fla./Westminster Christian
95	Nick Richardson	DL	6-4	255	R-So.	SQ	Carol City, Fla./Miami Carol City Senior
99	Ryan Rickel	P/K	6-0	190	GS	1L	Fort Lauderdale, Fla./Santa Barbara City College
1	Ocie Rose	DB	6-2	190	Jr.	2L	Florida City, Fla./Booker T. Washington
38	Silver Saunders	SS	5-10	180	Jr.	SQ	Fort Lauderdale, Fla./Calvary Christian Academy
15	Landon Scheer	K	5-9	175	R-Jr.	SQ	Orlando, Fla./The First Academy
5	Devin Singletary	RB	5-9	200	So.	1L	Deerfield Beach, Fla./American Heritage-Delray
59	Sidney Smith IV	DT	6-1	245	R-Fr.	RS	Orlando, Fla./Lake Mary
53	Jakobi Smith	OL	6-3	300	R-Sr.	2L	Miami, Fla./Coral Reef
29	Korel Smith	CB	5-10	175	R-Fr.	RS	Miramar, Fla./Miramar
7	Rashad Smith	LB	6-2	203	So.	1L	Florida City, Fla./Homestead
94	Hunter Snyder	DL	6-7	260	R-Jr.	2L	Palm Harbor, Fla./Eastlake
15	Kamrin Solomon	WR	6-2	205	Sr.	2L	Jacksonville, Fla./Mandarin
14	Andrew Soroh	DB	6-2	210	R-Jr.	2L	Miami, Fla./American
44	Jake Stewart	LB	6-0	220	R-Jr.	2L	Miami, Fla./St. Thomas Aquinas
63	Robbie Stewart	OL	6-4	270	R-Fr.	RS	Miami, Fla./Westminster Christian
19	Jake Stoshak	DB	6-0	190	R-Jr.	2L	Jacksonville, Fla./University Christian
34	Cameron Syblis	LB	6-1	225	R-Fr.	RS	Spring Hill, Fla./Nature Coast Technical
80	Nate Terry	WR	6-7	210	Sr.	3L	Homestead, Fla./South Dade
65	Tarrick Thomas	OL	6-4	280	R-So.	2L	Tallahassee, Fla./Lincoln
26	Chris Tooley	CB	5-11	178	So.	SQ	Orlando, Fla./Oak Ridge
96	Patrick Trepcos	K/P	5-8	185	R-Fr.	RS	Palm Beach Gardens, Fla./William T. Dwyer
43	AJ Turman	LB	6-1	225	R-Sr.	SQ	Orlando, Fla./William R. Boone
73	Brandon Walton	OL	6-5	300	So.	SQ	Largo, Fla./Seminole
57	Matthew Weiner	OL	6-4	275	R-Jr.	1L	North Palm Beach, Fla./Suncoast
19	Trent Wessel	QB	6-2	190	R-Fr.	RS	Tampa, Fla./Fork Union Military Academy
6	Kerrith Whyte, Jr.	RB	5-10	200	R-So.	1L	Loxahatchee, Fla./Seminole Ridge
23	Raekwon Williams	DB	5-11	185	Sr.	3L	Jacksonville, Fla./First Coast
78	Richard Williams	OL	6-2	290	R-So.	1L	Miramar, Fla./Everglades
44	Jacob Wilson	TE	6-4	245	R-Jr.	SQ	Chipley, Fla./Chipley
24	Ray Wilson, Jr.	TE	5-9	190	Jr.	SQ	Melrose Park, Fla./Palm Beach Central
92	Casey Winner	LS	5-10	235	Jr.	2L	Tallahassee, Fla./Godby
64	Antonyo Woods	OL	6-3	295	R-Sr.	3L	Port St. Lucie, Fla./Seminole Ridge
18	Jalen Young	S	5-11	185	Jr.	2L	Belle Glade, Fla./Seminole Ridge

2017 SPRING SIGNEES

NAME	POS.	HT.	WT.	YR.	HOMETOWN/HS, JC or COLLEGE
Ernest Bagner	DE	6-3	225	Jr.	Paramount, Calif./Riverside City College
Tim Bonner	DE	6-5	225	Jr.	Demopolis, Ala./East Mississippi CC
Jovon Burriss	DB	6-1	190	Jr.	Germantown, Md./Fullerton College
BJ Etienne	OL	6-3	295	Fr.	Greenacres, Fla./St. Thomas Aquinas
Zyon Gilbert	DB	6-1	180	Fr.	Montgomery, Ala./Jefferson Davis
*Qu'ran Hafiz	DB	6-0	185	Fr.	Jacksonville, Fla./Sandalwood
Robert Hawkins	OL	6-6	335	Fr.	Fort Lauderdale, Fla./American Heritage-Plantation
Chase Hooper	DT	6-2	270	Fr.	Alpharetta, Ga./Milton
Denzel Houston	ATH	6-0	185	Fr.	Daytona, Fla./Mainland
*De'Andre Johnson	QB	6-1	200	R-So.	Jacksonville, Fla./East Mississippi CC
Chase Lasater	ATH	6-2	232	Fr.	Orange Park, Fla./Trinity Christian Academy
Akileis Leroy	LB	5-11	235	Fr.	Albany, Ga./Lee County
Carson Lydon	LB	6-2	245	Jr.	Queen Creek, Ariz./L.A. Valley CC
D'Anfernee McGriff	ATH	6-1	215	So.	Tallahassee, Fla./Iowa Western CC
DeAndre McNeal	WR	6-1	236	Jr.	Mesquite, Texas/Fullerton College
Jordan Merrell	WR	5-9	193	Fr.	Fort Lauderdale, Fla./St. Thomas Aquinas
Diashun Moss	DB	5-11	175	Fr.	Coral Springs, Fla./Cardinal Gibbons
Joey Palmer	OL	6-4	295	Jr.	Thornville, Ohio/Butler CC
Logan Peterson	TE	6-2	230	Fr.	Aledo, Texas/Aledo
Isaac Readon	LB	5-11	195	Fr.	Miami, Fla./Booker T. Washington
Ahman Ross	S	5-11	195	Fr.	Jacksonville, Fla./The Bolles School
Tyrek Tisdale	ATH	6-2	200	Fr.	Orlando, Fla./Milford Academy
Rodney Washington	S	6-1	188	Jr.	Oakland, Calif./Contra Costa College
Willie Wright	WR	5-8	155	Fr.	Jacksonville, Fla./William M. Raines

*indicates early enrollee



LOUISIANA TECH

BULLDOGS



Skip Holtz HEAD COACH

Alma Mater: Notre Dame '88
Record at LA Tech: 31-22 (.584), Fifth Season
Career Record: 119-93 (.561), 18th Season
Hometown: Willimantic, Connecticut
Birthdate: March 12, 1964

QUICK FACTS

Location:
Ruston, La.
Founded:
1894
Enrollment:
12,694
Nickname:
Bulldogs
Colors:
Blue and Red
Stadium:
Joe Aillet Stadium (28,000)
President:
Dr. Les Guice
Athletics Director:
Tommy McClelland
Football Administrator:
Tommy McClelland
Basic Offense:
Multiple
Basic Defense:
Multiple

SPORTS INFORMATION

Associate SID/Football SID:
Anna Claire Thomas
Office Phone:
318-257-5314
Cell Phone:
318-331-3813
E-Mail:
acthomas@latech.edu
Website:
www.LATechSports.com
Press Box Phone:
318-257-3144

KEY DATES

Players Report:
July 30
Media Day:
August 26
Fall Classes Begin:
September 7



Dr. Les Guice,
President



Tommy McClelland,
Athletics Director



Tommy McClelland,
Football Administrator



Anna Claire Thomas,
SID



Skip Holtz

2017 SCHEDULE

DATE	OPPONENT	TV	TIME
Sept. 2	NORTHWESTERN STATE		6:00p
Sept. 9	MISSISSIPPI STATE	(CBSNN)	6:30p
Sept. 16	← at WKU	(Stadium)	6:00p
Sept. 23	at South Carolina		TBA
Sept. 30	SOUTH ALABAMA		6:00p
Oct. 7	← at UAB		TBA
Oct. 21	← SOUTHERN MISS	(Stadium)	6:00p
Oct. 28	← at Rice		TBA
Nov. 4	← NORTH TEXAS		2:30p
Nov. 11	← FLORIDA ATLANTIC	(Stadium)	2:30p
Nov. 18	← at UTEP		TBA
Nov. 25	← UTSA	(ESPN)	TBA

← Conference game
 Home games in ALL CAPS
 All times are Central and subject to change



Jarred Craft

PRESEASON RETURNEES

LETTERMEN

Returning/Lost: 42/21

STARTERS

Offensive Returning/Lost: 5/6

Defensive Returning/Lost: 5/5

Special Teams Returning/Lost: 1/3

OFFENSE STARTERS RETURNING

OL O'Shea Dugas
 OL Joshua Outlaw
 OL Ethan Reed
 RB Jarred Craft
 WR Alfred Smith

DEFENSE STARTERS RETURNING

DE Jaylon Ferguson
 DT Jordan Bradford
 DE Deldrick Canty
 LB Russell Farris
 S Secdrick Cooper

SPECIALISTS RETURNING

K Jonathan Barnes

KEY LOSSES

QB Ryan Higgins
 WR/KR Carlos Henderson
 WR/PR Trent Taylor
 WR Conner Smith
 OL Darrell Brown
 OL Joseph Brunson
 DT Aaron Brown
 LB Lloyd Grogan
 LB Jordan Harris
 S Xavier Woods
 CB Prince Sam
 CB L'Jarius Need
 P Gerald Shouse

2016 RESULTS (9-5, 6-2 C-USA)

S3	at Arkansas (SEC Net)	L	20-21	0-1
S10	SOUTH CAROLINA ST. (CUSA TV)	W	53-24	1-1
S17	at Texas Tech (FSN)	L	45-59	1-2
S24	↔ at Middle Tennessee (ASN)	L	34-38	1-3
O1	↔ UTEP (ASN)	W	28-7	2-3
O6 (Thu.)	↔ WKU (CBSSN)	W	55-52	3-3
O15	at Massachusetts (ESPN3)	W	56-28	4-3
O22	↔ at FIU (ESPN3)	W	44-24	5-3
O29	↔ RICE (Campus Insiders)	W	61-16	6-3
N5	↔ at North Texas (ESPN3)	W	45-24	7-3
N12	↔ UTSA (CUSA TV)	W	63-35	8-3
N25 (Fri.)	↔ at Southern Miss (ESPNNews)	L	24-39	8-4
D3	at WKU (ESPN)	L	44-58	8-5
<i>Dynacraft C-USA Championship Game</i>				
D23	vs. Navy (ESPN)	W	48-45	9-5
<i>Lockheed Martin Armed Forces Bowl</i>				

HEAD COACH SKIP HOLTZ

Alma Mater: Notre Dame '86

COACHING EXPERIENCE

2013- LA Tech, Head Coach - 31-22 (.584), Fifth Season
 2010-12 South Florida, Head Coach (16-21, .432, Three seasons)
 2005-09 East Carolina, Head Coach (38-27, .585, Five seasons)
 2004 South Carolina, Assistant Head Coach/Quarterbacks
 1999-03 South Carolina, Assistant Head Coach/Offensive Coordinator
 1994-98 Connecticut, Head Coach - 34-23 (.596) 5 seasons
 1992-93 Notre Dame, Offensive Coordinator
 1990-91 Notre Dame, Wide Receivers
 1989 Colorado State, Wide Receivers
 1987-88 Florida State, Graduate Assistant

COACHING STAFF

Assistant Head Coach/Inside Receivers: Joe Sloan (East Carolina, '08)
 Offensive Coordinator/Wide Receivers: Todd Fitch (Ohio Wesleyan, '86)
 Defensive Coordinator/Safeties: Blake Baker (Tulane, '08)
 Cornerbacks: Kevin Curtis (Texas Tech, '02)
 Linebackers: Lanier Goethie (Mississippi, '03)
 Running Backs: Tony Ball (Chattanooga, '83)
 Offensive Line: Robert McFarland (McNeese State, '85)
 Defensive Line: Rick Petri (Missouri-Rolla, '76)
 Quarterbacks: Tim Rattay (Louisiana Tech, '01)
 Graduate Assistant (Offense): Ashton Green (Grambling State, '12)
 Graduate Assistant (Offense): Keegan McDaniel (n/a)
 Graduate Assistant (Defense): TBA
 Graduate Assistant (Defense): TBA
 Head Strength & Conditioning: Kurt Hester (Tulane, '95)
 Asst. AD/Character Education: Ed Jackson (Louisiana Tech, '83)

FOOTBALL OFFICE

Phone: 318-257-4547

Fax: 318-257-2347

Ticket Office Phone: 318-257-3631

NOTING THE BULLDOGS

- Louisiana Tech won the West Division title last season and defeated Navy in the Lockheed Martin Armed Forces Bowl, 48-45, the third straight bowl win for the Bulldogs (a first in school history).
- LA Tech has won 19 of its last 24 Conference USA games, tied with WKU for the best winning percentage in league games over that period.
- Junior **DE Jaylon Ferguson** ended the 2016 campaign ranked sixth in the nation and led Conference USA in sacks with 14.5 for a loss of 89 yards. The 14.5 sacks are the fourth-highest single-season total in league history. Ferguson also registered 49 total tackles, including 16 tackles for loss. He also forced four fumbles in 2016 and recovered two. After just two seasons, Ferguson ranks third in career sacks at LA Tech with 20.5.
- Senior kicker **Jonathan Barnes** ended the 2016 season 22-of-27 on field goals, including hitting the game-winning 32-yard field goal in LA Tech's 48-45 over Navy in the 2016 Lockheed Martin Armed Forces Bowl. The two-time Groza Award Semifinalist also made 77 of 78 point after attempts.
- In what will mark a stark difference from years past, Louisiana Tech is set to enter the 2017 season with only one start at the collegiate level from the quarterback group. The lone start came from **J'Mar Smith** when the redshirt sophomore got the call in the 2016 season opener at Arkansas. The Bulldogs ended up falling to the Razorbacks that day, 21-20, but Smith impressed LA Tech fans in his debut. For the last three seasons, the Bulldogs have had a senior quarterback starting, but that will change in 2017.

2016 TEAM STATISTICS

Category	LA Tech	Opponents
First Downs	361	336
Rushes-Yards	417-2119	524-2052
Rushing Yards/Game	151.4	146.6
Passes Att./Comp./Int.	362-543-9	323-494-9
Completion Pct.	.667	.654
Passing Yards	5087	3846
Passing Yards/Game	363.4	274.7
Total Off. Plays/Yds	960-7206	1018-5898
Total Offense/Game	514.7	421.3
Punts-Average	40-41.0	56-44.0
Punt Returns-Yards	17-178	12-180
Kickoff Returns-Yards	57-1436	77-1605
Interceptions-Yards	9-127	9-59
Fumbles-Lost	18-8	18-9
Penalties-Yards	70-670	89-852
3rd Down Conversions	78-155	85-187
3rd Down Conversion Percentage	50%	45%
4th Down Conversions	6-10	15-24
4th Down Conversion Percentage	60%	62%
Sacks By-Yards	44-268	28-172
Avg. Time of Possession	28:23	31:37

2016 INDIVIDUAL LEADERS

Rushing	Att.	Yds.	Avg.	TD	Long
Jarred Craft	191	1074	5.6	9	70
Boston Scott	70	515	7.4	6	71
Ryan Higgins	88	277	3.1	4	71
TOTALS	417	2119	5.1	30	71

Passing	Comp.	Att.	Pct.	INT	Yards	TD
Ryan Higgins	329	496	.663	8	4617	41
J'Mar Smith	30	43	.698	1	412	2
TOTALS	362	543	.667	9	5087	43

Receiving	Rec	Yds.	Avg.	TD	Long
Trent Taylor	136	1803	13.3	12	76
Carlos Henderson	82	1535	18.7	19	83
Jarred Craft	42	340	8.1	4	30
TOTALS	362	5087	14.1	43	89

Field Goals	Made-Att.	Pct.	Long
Jonathan Barnes	22-27	.815	54
TOTALS	22-27	.815	54

Punting	No.	Yards	Avg.	In 20	Long
Gerald Shouse	34	1470	43.2	12	59
TOTALS	40	1640	41.0	12	59

Tackles	Solos	Ast	Total
Jordan Harris	53	41	94
Xavier Woods	60	29	89
Lloyd Grogan	45	31	76
Russell Farris	43	32	75
Sedrick Cooper	52	21	73
TOTALS	614	406	1020

Interceptions	No.	Yds.	Avg.	TD
Xavier Woods	5	45	9.0	0
Prince Sam	2	34	17.0	0
TOTALS	9	127	14.1	1

FOLLOW THE BULLDOGS ONLINE

WEB www.LATechSports.com

f [LATechFootball](#)
[LATechAthletics](#)

t [@LATechFB](#)

YouTube [LATechAthletics](#)

2017 ROSTER

NO.	NAME	POS.	HT.	WT.	YR.	EXP.	HOMETOWN/HS, JC or COLLEGE
58	Charles Adeola	DE	6-3	246	R-So.	SQ	Slidell, La./Northshore
85	Willie Baker	DE	6-3	240	R-Fr.	RS	New Roads, La./Livonia
	Jordan Baldwin	DB	6-1	175	Jr.	TR	Amite, La./Iowa Central CC
10	Jonathan Barnes	K	5-9	172	R-Sr.	3L	Baton Rouge, La./Woodlawn
26	Ezekiel Barnett	DB	6-2	175	R-Fr.	RS	Benton, La./Benton
11	Jon Randall Belton	QB	6-3	220	R-Fr.	RS	Monroe, La./West Monroe
49	Elliot Blankenship	DB	6-0	200	Jr.	1L	Jonesboro, La./Missouri Southern
86	Rhashid Bonnette	WR	6-0	171	R-So.	RS	Loreauville, La./Loreauville
94	Jordan Bradford	DT	6-2	284	Jr.	2L	Bay St. Louis, Miss./St. Stanislaus
50	Deldrick Canty	DE	6-2	261	Sr.	3L	Baton Rouge, La./Scotlandville
66	Shane Carpenter	OL	6-6	309	R-Jr.	1L	Walker, La./Walker
34	Reggie Cleveland	DB	6-0	212	R-Fr.	RS	Baton Rouge, La./Scotlandville
	Jaiden Cole	ATH	6-0	200	Fr.	HS	Monroe, La./Neville
2	Secdrick Cooper	S	6-0	210	Sr.	3L	Marrero, La./Archbishop Shaw
88	Zach Cousar	TE	6-4	218	R-Fr.	RS	Oxford, Miss./Oxford
3	Jarred Craft	RB	6-0	213	Sr.	3L	Haughton, La./Haughton
20	Jaqwis Dancy	RB	5-11	197	R-So.	1L	Junction City, Ark./Junction City
92	La'Dante Davenport	DT	6-3	272	R-So.	RS	Shreveport, La./Northwood
74	O'Shea Dugas	OL	6-5	329	Jr.	1L	Lafayette, La./Northside
40	Roland Dunn	CB	5-10	167	Sr.	2L	Shreveport, La./Evangel Christian Academy
44	Brandon Durman	LB	6-2	224	Jr.	1L	Tyler, Texas/Tyler Lee
	Westin Elliott	QB	6-5	200	So.	TR	Midland, Texas/Blinn College
23	Brady Farlow	K	5-11	185	Jr.	TR	Hattiesburg, Miss./Jones County JC
31	Russell Farris	LB	5-11	224	Sr.	3L	Ventress, La./Livonia
45	Jaylon Ferguson	DE	6-5	255	R-Jr.	2L	St. Francisville, La./West Feliciana
29	Dee Fleming	RB	5-9	200	So.	1L	Natchez, Miss./Cathedral
16	Marcus Gaines	WR	5-6	156	Sr.	2L	Covington, La./St. Paul's
99	Keonaty Garner	DL	6-4	270	Jr.	1L	Jackson, Miss./Copiah-Lincoln JC
54	Devin Hamilton	LB	5-11	209	R-Fr.	RS	Lake Charles, La./Washington-Marion
89	Adrian Hardy	WR	6-2	180	R-Fr.	RS	Houston, Texas/Dekaney
39	Randy Hogan	LB	6-1	220	Jr.	TR	Pascagoula, Miss./Pearl River CC
41	Bobby Holly	RB	6-1	234	R-So.	RS	Farmerville, La./Union Parish
42	James Jackson	S	5-11	210	R-So.	RS	Haynesville, La./Haynesville
91	Cedric Johnson	DT	6-2	306	R-Jr.	SQ	Rowlett, Texas/Rowlett
47	Eric Kendzior	DE	6-3	242	So.	1L	Deer Park, Texas/La Porte
	Connor King	OL	6-4	260	Fr.	HS	Monroe, La./Neville
8	DaMarion King	S	5-11	203	Sr.	1L	Muscle Shoals, Ala./Allan Hancock College
55	Drew Kirkpatrick	OL	6-3	310	Jr.	TR	Uvalde, Texas/Blinn College
37	Ephraim Kitchen	CB	5-10	180	R-So.	1L	Batesville, Miss./South Panola
38	Darryl Lewis	DB	5-11	195	So.	SQ	New Orleans, La./Lusher
14	Ronald Lewis	DB	5-11	194	R-Jr.	SQ	Harvey, La./Arizona State
	Cameron Linck	DS	6-2	185	Sr.	HS	Kingwood, Texas/Kingwood Park
57	DeVante Lovett	OL	6-6	274	R-So.	RS	Strong, Ark./Strong
96	Ka'Derrion Mason	DL	6-4	289	So.	1L	McComb, Miss./McComb
15	Kam McKnight	WR	6-2	222	R-Jr.	2L	Ethel, La./East Feliciana
69	Drew Melancon	OL	6-4	306	R-Fr.	RS	Des Allemands, La./Hahnville
52	Quanta Moore	RB	6-1	228	R-Jr.	SQ	New Orleans, La./Edna Karr
80	Jake Norris	WR	5-9	150	R-Fr.	RS	West Monroe, La./West Monroe
17	DeJuawn Oliver	WR	5-11	187	R-Sr.	1L	Napoleonville, La./Assumption
58	Joshua Outlaw	OL	6-6	305	R-Sr.	1L	Lithonia, Ga./Tyler JC
49	Will Parker	P	6-3	218	R-Jr.	SQ	Denison, Texas/Denison
81	Cee Jay Powell	WR	5-7	159	R-Fr.	RS	Maringouin, La./Livonia
61	Ethan Reed	OL	6-4	295	R-So.	1L	Orange, Texas/Little Cypress-Mauriceville
30	Aaron Roberson	CB	5-9	195	Jr.	1L	Shreveport, La./Huntington
72	Chris Roberts	OL	6-1	300	R-So.	RS	Deville, La./Buckeye
70	Michael Rodriguez	OL	6-6	268	R-Jr.	1L	La Porte, Texas/La Porte
65	Kody Russey	OL	6-1	284	R-Fr.	RS	Burleson, Texas/Burleson
6	Boston Scott	RB	5-6	199	R-Sr.	2L	Zachary, La./Zachary
35	Collin Scott	LB	6-0	225	R-So.	SQ	Houston, Texas/Manvel
21	Alfred Smith	WR	5-9	191	R-So.	1L	Destrehan, La./Destrehan
8	J'Mar Smith	QB	6-1	222	R-So.	RS	Meridian, Miss./Meridian

NO.	NAME	POS.	HT.	WT.	YR.	EXP.	HOMETOWN/HS, JC or COLLEGE
24	L'Jarius Sneed	DB	6-1	172	So.	1L	Minden, La./Minden
67	Tyler Spears	DL	6-1	270	R-Jr.	SQ	Winnsboro, La./Franklin Parish
32	Trey Spencer	CB	5-11	178	Jr.	2L	Orange, Texas/West Orange-Stark
77	Gewhite Stallworth	OL	6-8	320	Jr.	JC	Houston, Texas/Navarro JC
22	Israel Tucker	RB	5-8	190	R-Fr.	RS	Metairie, La./Archbishop Rummel
93	Immanuel Turner	DE	6-3	268	Jr.	1L	Magnolia, Ark./Magnolia
83	Teddy Veal	WR	6-0	192	R-Jr.	TR	Bridge City, La./Tulane
90	Courtney Wallace	DT	6-2	320	R-So.	1L	Monroe, La./Neville
33	Dae'Von Washington	LB	5-10	202	R-Jr.	1L	Alexandria, La./Alexandria
13	Marlon Watts	WR	6-2	185	Sr.	2L	New Orleans, La./St. Augustine
25	Theron Williams	S	5-10	194	Jr.	1L	New Orleans, La./St. Augustine
19	Alex Woodall	WR	6-3	257	R-Jr.	SQ	Summit, Miss./McComb
84	Javonte Woodard	WR	6-0	192	R-So.	RS	Haughton, La./Haughton
95	Matthew Ydarraga	DE	6-3	241	R-Jr.	1L	Central, La./Catholic
52	Alex Zayed	LB	5-11	205	R-Fr.	RS	Destrehan, La./Destrehan

2017 SPRING SIGNEES

NAME	POS.	HT.	WT.	YR.	HOMETOWN/HS, JC or COLLEGE
Tristan Allen	DE	6-3	225	Fr.	Atlanta, Texas/Atlanta
Jacorien Andrews	DB	6-0	200	Fr.	Monroe, La./Neville
Jordan Baldwin	DB	6-1	175	Jr.	Tickfaw, La./Iowa Central CC
Jaiden Cole	DB	6-0	200	Fr.	Monroe, La./Neville
*Davan Dyer	P	6-4	230	Fr.	Queensland, Australia/Griffith University
Conner Estes	OL	6-5	290	Jr.	Moss Point, Miss./East Central
*Brady Farlow	K	5-11	185	Jr.	Hattiesburg, Miss./Jones County JC
Griffin Hebert	WR	6-2	200	Fr.	Lafayette, La./St. Thomas More
*Randy Hogan	LB	6-1	220	Jr.	Pascagoula, Miss./Pearl River CC
Kollin Hurt	DB	6-3	175	Fr.	Gilmer, Texas/Gilmer
*Drew Kirkpatrick	OL	6-3	310	Jr.	Uvalde, Texas/Blinn College
*Kennedy Madison	OL	6-3	275	Fr.	Monroe, La./Ouachita
Joshua Mote	OL	6-3	270	Fr.	Oak Grove, La./Oak Grove
Amik Robertson	DB	5-9	170	Fr.	Thibodaux, La./Thibodaux
Michael Sam	DB	6-0	195	Jr.	Lafayette, La./Trinity Valley CC
George Scott III	WR	6-1	195	Fr.	Natchez, Miss./Adams County Christian
Hanner Shipley	OL	6-5	295	Jr.	Marble Falls, Texas/Blinn College
Elijah Walker	QB	6-3	205	Fr.	Roseland, La./Amite
Milton Williams	DE	6-4	230	Fr.	Crowley, Texas/Crowley
Cualan Williams	WR	6-3	205	Fr.	Stamps, Ark./Lafayette County

*indicates early enrollee

MARSHALL

THUNDERING HERD



Doc Holliday HEAD COACH

Alma Mater: West Virginia '79
Record at Marshall: 53-37 (.589), Eighth Season
Career Record: 53-37 (.589), Eighth Season
Hometown: Hurricane, West Virginia
Birthdate: April 21, 1957

QUICK FACTS

Location:
Huntington, W.Va.
Founded:
1837
Enrollment:
14,000
Nickname:
Thundering Herd or the Herd
Colors:
Green and White
Stadium:
Joan C. Edwards Stadium (38,019)
President:
Dr. Jerome Gilbert
Athletics Director:
Mike Hamrick
Football Administrator:
David Steele
Basic Offense:
Multiple
Basic Defense:
Multiple

SPORTS INFORMATION

Assistant A.D./Football Contact:
Jason Corriher
Office Phone:
304-696-4660
Cell Phone:
740-331-1497
Fax:
304-696-2325
E-Mail:
corriher@marshall.edu
Website:
www.HerdZone.com
Press Box Phone:
304-696-6666

KEY DATES

Players Report:
July 26
Media Day:
July 29
Fall Classes Begin:
August 21



Dr. Jerome Gilbert,
President



Mike Hamrick,
Athletic Director



David Steele,
Football Administrator



Jason Corriher, SID



Doc Holliday

2017 SCHEDULE

DATE	OPPONENT	TV	TIME
Sept. 2	MIAMI (OHIO)		6:30p
Sept. 9	at NC State	(ESPN3)	6:00p
Sept. 16	KENT STATE		6:30p
Sept. 30	at Cincinnati		TBA
Oct. 7	↔ at Charlotte		6:00p
Oct. 14	↔ OLD DOMINION	(ESPN3)	2:30p
Oct. 20 (Fri.)	↔ at Middle Tennessee	(ESPN2)	7:00p
Oct. 28	↔ FIU		2:30p
Nov. 3 (Fri.)	↔ at Florida Atlantic	(CBSNN)	6:00p
Nov. 11	↔ WKU	(beIN Sports)	6:30P
Nov. 18	↔ at UTSA		TBA
Nov. 25	↔ SOUTHERN MISS	(Stadium)	2:30p

↔ Conference game
 Home games in ALL CAPS
 All times are Eastern and subject to change



Ryan Bee

PRESEASON RETURNEES

LETTERMEN

Returning/Lost: 52/20

STARTERS

Offensive Returning/Lost: 7/4

Defensive Returning/Lost: 4/7

Special Teams Returning/Lost: 1/3

OFFENSE STARTERS RETURNING

QB Chase Litton
 RB Hyleck Foster
 TE Ryan Yurachek
 OL Sandley Jean-Felix
 OL Jordan Dowrey
 OL Levi Brown
 OL Nate Devers

DEFENSE STARTERS RETURNING

DE Ryan Bee
 NT Jason Smith
 SLB Omari Cobb
 WLB Frankie Hernandez
 S Kendall Gant
 S C.J. Reavis
 DB Rodney Allen
 DB Chris Jackson

SPECIALISTS RETURNING

K Amoreto Curraj
 P Kaare Vedvik
 KR Keion Davis
 PR Hyleck Foster
 LS Matt Beardall

KEY LOSSES

RT Clint Van Horn
 WR Justin Hunt
 WR Michael Clark
 WR Josh Knight
 DE Gary Thompson
 DL Joe Massaquoi
 LB Devontre'a Tyler

2016 RESULTS (3-9, 2-6 C-USA)

S10	MORGAN STATE (beIN SPORTS)	W	62-0	1-0
S17	AKRON (CBSSN)	L	38-65	1-1
S24	(3) LOUISVILLE (CBSSN)	L	28-59	1-2
O1	at Pittsburgh (ACC RSN)	L	27-43	1-3
O8	✚ at North Texas (ASN)	L	21-38	1-4
O15	✚ FLORIDA ATLANTIC (ASN)	W	27-21	2-4
O22	✚ CHARLOTTE (beIN SPORTS)	L	24-27	2-5
O29	✚ at Southern Miss (ASN)	L	14-24	2-6
N5	✚ at Old Dominion (ASN)	L	14-38	2-7
N12	✚ MIDDLE TENNESSEE (ASN)	W	42-17	3-7
N19	✚ at FIU (ASN)	L	14-31	3-8
N26	✚ WKU (ESPNU)	L	6-60	3-9

HEAD COACH DOC HOLLIDAY

Alma Mater: West Virginia '79

COACHING EXPERIENCE

2010- Marshall Head Coach - 53-37 (.589), Eighth Season
 2008-09 West Virginia, Associate Head Coach/TE's & FB's
 2005-07 Florida, Associate Head Coach/Safeties
 2000-04 North Carolina State, Associate Head Coach/Receivers
 1993-99 West Virginia, Assistant Head Coach/Receivers
 1990-92 West Virginia, Inside Linebackers
 1983-89 West Virginia, Wide Receivers

COACHING STAFF

Offensive Coordinator/QBs: Bill Legg (West Virginia, '85)
 Defensive Coordinator/Secondary: Chuck Heater (Michigan, '75)
 Assistant Head Coach/Linebackers: Adam Fuller (Sacred Heart, '98)
 Tight Ends/Recruiting Coordinator: Todd Goebbel (Northern Iowa, '98)
 Wide Receivers: Dallas Baker (Florida, '06)
 Defensive Ends: Cornell Brown (Virginia Tech, '97)
 Offensive Line: Alex Mirabal (FIU, '03)
 Running Backs: Pepe Pearson (Ohio State, '98)
 Defensive Tackles: J.C. Price (Virginia Tech, '98)
 Recruiting Coordinator/Defensive Analyst: Dave Dunn (San Diego '89)
 Assistant AD for Football Operations: Mark Gale (Oklahoma State, '81)

FOOTBALL OFFICE

Phone: 304-696-6464

Fax 304-696-6448

Ticket Office Phone: 800-THE-HERD



NOTING THE HERD

- Senior **TE Ryan Yurachek** enters the 2017 season with a streak of 29 consecutive games with at least one reception. He had 28 catches for 298 yards and five touchdowns last year and has 15 touchdowns over the past two seasons.
- Junior **QB Chase Litton** finished the 2016 season with 2,612 passing yards and 24 touchdowns, both improvements from his rookie season. After just 21 games in a Marshall uniform, Litton is No. 10 on the MU's all-time list for completions (461), No. 7 in passing touchdowns (47) and No. 6 in completion percentage (61.1).
- Junior **LB Frankie Hernandez** finished as the team leader in tackles for a loss with 8.5, of which 5.5 of those came in the final five games of the season. Playing in only eight games, he totaled 46 tackles and had one fumble recovery.
- The Thundering Herd committed just 16 turnovers in 2016, the fewest for the program since it moved to FBS in 1997.
- Marshall had 27 sacks last season (tied for fifth in C-USA), with 20.5 of those by freshmen or sophomores.
- The Thundering Herd did an excellent job covering kickoffs in 2016 as the program led the league statistics with a net kickoff average of 41.8.
- Marshall also led the league in fourth-down conversions at 66.7 percent (16-for-24).

2016 TEAM STATISTICS

Category	Marshall	Opponents
First Downs	241	290
Rushes-Yards	396-1298	485-2428
Rushing Yards/Game	108.2	202.3
Passes Att./Comp./Int.	264-438-12	220-372-8
Completion Pct.	.603	.591
Passing Yards	2902	3044
Passing Yards/Game	241.8	253.7
Total Off. Plays/Yds	834-4200	857-5472
Total Offense/Game	350.0	456.0
Punts-Average	71-39.4	47-36.8
Punt Returns-Yards	17-148	18-162
Kickoff Returns-Yards	60-1279	22-471
Interceptions-Yards	8-107	12-233
Fumbles-Lost	9-4	16-12
Penalties-Yards	90-921	81-820
3rd Down Conversions	59-173	66-165
3rd Down Conversion Percentage	34%	40%
4th Down Conversions	16-24	14-23
4th Down Conversion Percentage	67%	61%
Sacks By-Yards	27-154	28-186
Avg. Time of Possession	29:52	30:08

2016 INDIVIDUAL LEADERS

Rushing	Att.	Yds.	Avg.	TD	Long
Keion Davis	113	469	4.2	6	30
Anthony Anderson	86	339	3.9	2	19
Tony Pittman	63	331	5.3	2	41
TOTALS	396	1634	3.3	12	41

Passing	Comp.	Att.	Pct.	INT	Yards	TD
Chase Litton	231	371	.623	9	2612	24
Garet Morrell	33	67	.493	3	290	4
TOTALS	264	438	.603	12	2902	28

Receiving	Rec	Yds.	Avg.	TD	Long
Josh Knight	62	631	10.2	5	65
Deon-Tay McManus	40	453	11.3	3	41
Michael Clark	37	632	17.1	5	83
TOTALS	264	2902	11.0	28	83

Field Goals	Made-Att.	Pct.	Long
Amoreto Curraj	4-10	.400	39
TOTALS	4-10	.400	39

Punting	No.	Yards	Avg.	In 20	Long
Kaare Vedvik	70	2800	40.0	23	72
TOTALS	71	2800	39.4	23	72

Tackles	Solos	Ast	Total
Corey Neely	40	39	79
Kendall Gant	43	34	77
Rodney Allen	49	27	76
Chase Hancock	23	46	69
TOTALS	398	530	928

Interceptions	No.	Yds.	Avg.	TD
Rodney Allen	2	39	19.5	0
Chris Jackson	2	36	18.0	0
TOTALS	8	107	13.4	0

FOLLOW THE HERD ONLINE

WEB www.HerdZone.com

f Marshall Athletics

Twitter @HerdFB
@DOCMUFB

YouTube HerdVideo



2017 ROSTER

NO.	NAME	POS.	HT.	WT.	YR.	EXP.	HOMETOWN/HS, JC or COLLEGE
71	Tarik Adams	OL	6-3	277	R-Fr.	RS	Valdosta, Ga./Lowndes
74	AJ Addison	OL	6-6	293	Sr.	3L	Ruther Glen, Va./Fork Union
11	Rodney Allen	DB	5-11	190	R-Sr.	3L	Dallas, Texas/Lincoln
21	Anthony Anderson	RB	6-2	235	R-Jr.	1L	Eden Prairie, Minn./Iowa Western C.C.
89	Matt Beardall	LS	6-1	198	So.	1L	Merritt Island, Fla./Merritt Island
91	Ryan Bee	DL	6-7	267	R-Jr.	2L	Ashland, Ohio/Hillsdale
70	Sean Behrens	OL	6-3	292	R-Fr.	RS	Lithia, Fla./Newsome
8	Tyre Brady	WR	6-3	206	R-Jr.	TR	Homestead, Fla./Miami
61	Levi Brown	OL	6-4	296	R-Sr.	1L	Franklin, Ga./Heard County
52	Tyler Brown	LB	6-2	219	Jr.	SQ	Huntington, W.Va./Spring Valley
41	Tramell Carey	WR	5-10	195	R-So.	1L	Mechanicsville, Va./Atlee
31	Omari Cobb	LB	6-4	206	So.	1L	Port St. Lucie, Fla./Treasure Coast
33	Marquis Couch	LB	6-1	227	R-So.	1L	Miami, Fla./Miami Central
92	Rodney Croom	DL	6-3	240	Fr.	HS	Cincinnati, Ohio/Winton Woods
39	Amoreto Curraj	K	6-3	190	R-Sr.	3L	Tampa, Fla./Leto
42	George Davis	S	6-3	184	R-So.	1L	Fort Myers, Fla./Fort Myers
24	Keion Davis	RB	6-1	214	R-Jr.	2L	Fairburn, Ga./Langston Hughes
86	Mike Davis	WR	5-10	188	Jr.	TR	Middleport, Ohio/Alderson Broaddus
76	Nate Devers	OL	6-3	292	R-Jr.	2L	Massillon, Ohio/Washington
69	Aaron Dopson	DL	6-4	266	R-So.	1L	Hagerstown, Md./North Hagerstown
58	Jordan Dowrey	OL	6-1	282	R-Jr.	2L	Winchester, Va./Handley
90	Damien Dozier	DL	6-4	205	R-So.	1L	Raleigh, N.C./Virginia Episcopal School
45	Brandon Drayton	S	6-2	190	R-Fr.	RS	Largo, Fla./Largo
36	Davon Durant	DL	6-2	242	R-Sr.	1L	Greenwood, S.C./Arizona State
47	Joseph Early	RB	5-9	180	R-Fr.	RS	Williamstown, N.J./Williamstown
2	Hyleck Foster	WR	5-11	192	Sr.	3L	Gaffney, S.C./Gaffney
11	Xavier Gaines	QB	6-2	218	R-Fr.	RS	Frostproof, Fla./Lake Wales
14	Kendall Gant	S	6-3	204	Sr.	3L	Lakeland, Fla./Lake Gibson
29	Malik Gant	S	6-2	190	R-So.	1L	Washington, D.C./Woodson
38	Eli Gates	LB	6-4	209	R-Jr.	2L	Martinsburg, W.Va./Hedgesville
5	Donquell Green	WR	5-8	166	R-Jr.	2L	Waynesboro, Ga./Burke County
94	Channing Hames	DL	6-5	256	R-So.	1L	Baltimore, Md./St. Frances Academ
37	Chase Hancock	LB	6-2	220	R-Jr.	2L	Daniels, W.Va./Woodrow Wilson
57	Matt Harless	OL	6-2	260	R-Jr.	2L	Cyclone, W.Va./Westside
54	Nyquan Harris	DL	6-2	307	R-Jr.	2L	Norfolk, Va./Lake Taylor
35	Frankie Hernandez	LB	6-2	211	R-Jr.	2L	Largo, Fla./Largo
49	Noah Hoxie	TE	6-3	225	R-So.	TR	Corryton, Tenn./Air Force
3	Chris Jackson	DB	6-0	176	SO	1L	Tallahassee, Fla./FAMU HS
67	Sandley Jean-Felix	OL	6-5	317	R-Sr.	3L	Sunrise, Fla./Boyd Anderson
32	Artis Johnson	LB	6-1	211	R-Jr.	TR	Lott, Texas/Reedley CC
98	Charkie Johnson	DL	6-5	255	R-So.	1L	Metter, Ga./Metter
18	Dontrell Johnson	DB	5-11	169	Sr.	1L	Pahokee, Fla./Ellsworth CC
49	Nazeeh Johnson	DB	5-10	180	R-Fr.	RS	Martinsburg, W.Va./Millbrook
3	Willie Johnson	WR	6-0	171	R-Fr.	RS	Fort Myers, Fla./South Fort Myers
44	Blake Keller	DL	6-2	240	R-Sr.	2L	Bradenton, Fla./UCF
96	Milan Lanier	DL	6-5	243	R-So.	1L	Cincinnati, Ohio/Mount Healthy
43	Robert LeFevre	K	6-2	188	R-Fr.	RS	Hilliard, Ohio/Hilliard Davidson
15	Armani Levias	TE	6-4	244	Jr.	TR	Pittsburg, Calif./Laney CC
14	Chase Litton	QB	6-6	223	Jr.	2L	Tampa, Fla./Wharton
77	Alex Locklear	OL	6-5	324	R-So.	1L	Huntington, W.Va./Spring Valley
88	Kaleb Mackey	WR	5-10	186	Fr.	HS	South Charleston, W.Va./Geo. Wash.
62	Cain Madden	OL	6-3	319	R-Fr.	RS	South Webster, Ohio/Minford
26	Jeremiah Maddox	LB	6-0	192	So.	1L	Hilton Head, S.C./Hilton Head
60	Joey Maddox	DL	6-0	254	R-So.	RS	Hilton Head, S.C./Savannah State

NO.	NAME	POS.	HT.	WT.	YR.	EXP.	HOMETOWN/HS, JC or COLLEGE
87	Nick Mathews	WR	5-10	176	Jr.	2L	Haymarket, Va./Patriot
20	Jaylon McClain-Sapp	DB	5-11	170	So.	1L	Jacksonville, Fla./First Coast
27	Kereon Merrell	DB	5-11	168	R-Jr.	TR	Vienna, Ga./Dodge City CC
82	Cody Mitchell	TE	6-2	233	R-Fr.	RS	Point Pleasant, W.Va./Point Pleasant
55	Alex Mollette	OL	6-3	286	R-Fr.	RS	Suwanee, Ga./North Gwinnett
10	Donyaee Moody	LB	6-2	226	R-Jr.	TR	Baltimore, Md./Hartnell CC
12	Garet Morrell	QB	6-3	214	So.	1L	Leesburg, Ga./Lee County
22	Jestin Morrow	DB	5-10	165	R-Fr.	RS	Hilton Head, S.C./Hilton Head
6	Darian Owens	WR	5-11	193	R-Fr.	RS	Fresno, Calif./Clovis West
23	Tony Pittman	RB	5-10	225	R-Sr.	3L	Hampton, Va./Phoebus
1	C.J. Reavis	S	6-1	215	Sr.	1L	Chester, Va./East Mississippi CC
46	Terence Ricks	RB	6-2	198	R-Jr.	SQ	Chesapeake, Va./Dean
78	Alex Salguero	OL	6-3	293	R-Fr.	RS	Bradenton, Fla./Braden River
19	Christian Schlegel	QB	6-3	216	R-Fr.	HS	Sunbury, Pa./Shikellamy
84	Elijah Smith	WR	5-9	191	R-Fr.	HS	Beckley, W.Va./Woodrow Wilson
99	Jason Smith	DL	6-3	277	R-Jr.	2L	Paterson, N.J./East Coast Prep
51	Malik Thompson	DL	6-6	277	R-Jr.	2L	Winter Garden, Fla./Fork Union
34	Brennon Tibbs	WR	6-0	164	R-Fr.	RS	Canton, Ohio/Glen Oak
81	Austin Tolley	WR	5-10	172	R-Jr.	RS	Tampa, Fla./Webber International
17	Ty Tyler	DL	6-3	249	R-So.	1L	Punta Gorda, Fla./Charlotte
50	Will Ulmer	OL	6-5	299	R-Fr.	RS	Richmond, Ky./Madison Central
16	Kaare Vedvik	P/K	6-4	209	R-Sr.	3L	Stavanger, Norway/McPherson (Kan.)
30	Simino Walden	WR	5-8	159	R-Fr.	RS	Hialeah, Fla./Hialeah
13	Jackson White	QB	6-2	192	R-Fr.	RS	Gainesville, Fla./Buchholz
83	Marcel Williams	WR	5-10	180	Jr.	TR	Palm Coast, Fla./Ellsworth CC
28	D'Andre Wilson	DB	5-10	176	R-Sr.	3L	Myrtle Beach, S.C./Myrtle Beach
4	Juwon Young	LB	6-2	247	R-Jr.	TR	Albany, Ga./Miami
85	Ryan Yurachek	TE	6-3	239	Sr.	3L	Myrtle Beach, S.C./Carolina Forest

2017 SPRING SIGNEES

NAME	POS.	HT.	WT.	YR.	HOMETOWN/HS, JC or COLLEGE
Tyre Brady	WR	6-3	200	So.	Homestead, Fla./South Dade/U. of Miami
Janiero Crankfield	WR	6-0	170	Fr.	Clearwater, Fla./Clearwater Academy
Rodney Croom	DL	6-3	235	Fr.	Cincinnati, Ohio/Winton Woods
Jamare Edwards	DL	6-3	240	Fr.	Miami, Fla./Carroll City
Sheldon Evans	RB	5-11	205	Fr.	Roswell, Ga./Roswell
Isaiah Green	QB	6-2	203	Fr.	Fairburn, Ga./Langston Hughes
Darius Hodge	LB	6-2	248	Fr.	Wake Forest, N.C./Wake Forest High
Monterio Hunt	WR	6-1	176	Fr.	Walnut, Miss./Walnut
*Artis Johnson	LB	6-1	210	Jr.	Lott, Texas/Reedley CC
*Armani Levias	TE	6-4	245	Fr.	Pittsburg, Calif./Laney CC
*Kereon Merrell	DB	5-11	175	So.	Vienna, Ga./Dodge City CC
Donyaee Moody	LB	6-2	220	So.	Baltimore, Md./Hartnell Community College
Darian Owens	WR	5-11	188	Fr.	Fresno, Calif./Clovis West High School
DeCavilon Reese	RB	5-10	188	Fr.	Cleveland, Ohio/Benedictine
Naquan Renalds	WR	6-2	180	Fr.	Winter Garden, Fla./West Orange
Kyron Taylor	OL	6-2	271	Fr.	Homestead, Fla./South Dade
Shurod Thompson	S	6-2	195	So.	Antioch, Calif./Pittsburg
Nirion Washington	DB	6-1	170	Fr.	Arcadia, Fla./Desoto County
Marcel Williams	WR	5-10	170	Jr.	Palm Coast, Fla./Ellsworth CC

*indicates early enrollee



MIDDLE TENNESSEE

BLUE RAIDERS



Rick Stockstill HEAD COACH

Alma Mater: Florida State '82
Record at Middle Tennessee: 72-66 (.522), 12th Season
Career Record: 72-66 (.522), 12th Season
Hometown: Fernandina Beach, Florida
Birthdate: December 23, 1957

QUICK FACTS

Location:
Murfreesboro, Tenn.
Founded:
1911
Enrollment:
22,050
Nickname:
Blue Raiders
Colors:
Royal Blue and White
Stadium:
Johnny "Red" Floyd Stadium (Horace Jones Field) (30,788)
President:
Dr. Sidney McPhee
Athletic Director:
Chris Massaro
Football Administrator:
Chris Massaro
Basic Offense:
Multiple
Basic Defense:
4-3/Multiple

SPORTS INFORMATION

Associate AD for Communications/ Football SID:
Mark Owens
Office Phone:
615-898-2450
Cell Phone:
615-631-9520
Fax:
615-898-5626
E-Mail:
owens@goblueraiders.com
Website:
www.GoBlueRaiders.com
Press Box Phone:
615-898-2312

KEY DATES

Players Report:
July 30
Media Day:
TBA
Fall Classes Begin:
August 28



Dr. Sidney McPhee,
President



Chris Massaro,
Athletic Director



Chris Massaro,
Football Administrator



Mark Owens, SID



Rick Stockstill

2017 SCHEDULE

DATE	OPPONENT	TV	TIME
Sept. 2	VANDERBILT	(CBSNN)	7:00p
Sept. 9	at Syracuse	(ACC Network)	2:30p
Sept. 16	at Minnesota	(Big Ten Network)	2:30p
Sept. 23	BOWLING GREEN		6:00p
Sept. 30	↔ at Florida Atlantic	(Stadium)	6:00p
Oct. 7	↔ FIU	(ESPN3)	2:00p
Oct. 14	↔ at UAB	(beIN Sports)	5:30p
Oct. 20 (Fri.)	↔ MARSHALL	(ESPN2)	6:00p
Nov. 4	↔ UTEP	(beIN Sports)	6:30p
Nov. 11	↔ at Charlotte	(ESPN3)	1:00p
Nov. 17 (Fri.)	↔ at WKU	(CBSNN)	7:00p
Nov. 25	↔ OLD DOMINION	(ESPN3)	2:00p

↔ Conference game
 Home games in ALL CAPS
 All times are Central and subject to change



MIDDLE TENNESSEE



Richie James

PRESEASON RETURNEES

LETTERMEN

Returning/Lost: 38/22

STARTERS

Offensive Returning/Lost: 6/5

Defensive Returning/Lost: 6/5

Special Teams Returning/Lost: 3/1

OFFENSE STARTERS RETURNING

QB Brent Stockstill
 RG Chandler Brewer
 OL Carlos Johnson
 WR Richie James
 WR Ty Lee
 WR Patrick Smith

DEFENSE STARTERS RETURNING

LB Darius Harris
 LB Chris Melton
 LB DJ Sanders
 CB Mike Minter
 S Alex Dale
 S Jovante Moffatt

SPECIALISTS RETURNING

P Matt Bonadies
 K Canon Rooker
 KR Desmond Anderson
 PR Richie James

KEY LOSSES

RB I'Tavius Mathers
 WR Dennis Andrews
 OL Josh Chester
 OL Maurquice Shakir
 OL Daniel Stephens
 DT Shaquile Huff
 DT Jimal McBride
 DE Chris Hale
 DE Steven Rhodes
 CB Jeremy Cutrer
 LS William Eads

2016 RESULTS (8-5, 5-3 C-USA)

S3	ALABAMA A&M (CUSA TV)	W	55-0	1-0
S10	at Vanderbilt (SEC Network)	L	24-47	1-1
S17	at Bowling Green (ASN/ESPN3)	W	41-21	2-1
S24	↔ LOUISIANA TECH (ASN)	W	38-34	3-1
O1	↔ at North Texas (Campus Insider)	W	30-13	4-1
O15	↔ WKU (ESPN3)	L	43-44 (2OT)	4-2
O22	at Missouri (SEC Network)	W	51-45	5-2
O29	↔ at FIU (ESPN3)	W	42-35	6-2
N5	↔ UTSA (ESPN3)	L	25-45	6-3
N12	↔ at Marshall (ASN)	L	17-42	6-4
N19	↔ at Charlotte (ESPN3)	W	38-31	7-4
N26	↔ FLORIDA ATLANTIC (beIN)	W	77-56	8-4
D24	vs. Hawai'i (ESPN)	L	35-52	8-5

Hawai'i Bowl

HEAD COACH RICK STOCKSTILL

Alma Mater: Florida State, '82

COACHING EXPERIENCE

2006- Head Coach, Middle Tennessee – 72-66 (.522), 12th Season
 2004-05 South Carolina, Wide Receivers
 2003 East Carolina, Offensive Coordinator
 1999-02 Clemson, Wide Receivers/Recruiting Coordinator
 1996-98 Clemson, Wide Receivers
 1994-95 Clemson, Wide Receivers/Co-Offensive Coordinator
 1993 Clemson, Quarterbacks/Passing Game Coordinator
 1989-92 Clemson, Quarterbacks
 1985-88 UCF, Assistant Head Coach/Wide Receivers
 1983-84 Bethune-Cookman, Offensive Coordinator/Quarterbacks

COACHING STAFF

Running Backs: Jeff Beckles (Florida State, '94)
 Linebackers: Siriki Diabate (Syracuse '13)
 Recruiting Coordinator/Cornerbacks: Steve Ellis (Nicholls State, '03)
 Offensive Coordinator/Quarterbacks: Tony Franklin (Murray State, '79)
 Offensive Line: Rick Mallory (Washington, '93)
 ST Coord./Off. Tackles/Tight Ends: Mike Polly (Georgetown College, '06)
 Defensive Coordinator/Secondary: Scott Shafer (Baldwin Wallace, '90)
 Wide Receivers: Austin Silvoy (Troy, '10)
 Defensive Line: Tommy West (Tennessee, '76)
 Director of Football Operations: Brent Brock (Florida State, '82)
 Head Strength Coach: Jason Spray (Middle Tennessee, '02)
 Director of Player Personnel: Will Redmond (Tennessee, '13)
 Head Trainer: Keith Bunch (College of Charleston, '02)
 Graduate Assistant: Tyler Boyles (Shawnee State, '13)
 Graduate Assistant: Nolan Genovese (Middle Tennessee, '16)
 Graduate Assistant: Dustin Royston (Georgia, 2013)
 Graduate Assistant: Jordan Frost-Dixon (Middle Tennessee, 2017)
 Quality Control: Wolfgang Shafer (Ithaca, 2017)

FOOTBALL OFFICE

Phone: 615-898-2926

Fax: 615-898-2189

Ticket Office Phone: 888-YES-MTSU



NOTING THE BLUE RAIDERS

- Junior **QB Brent Stockstill** threw for an MT sophomore record 3,233 yards and 31 touchdowns last season, despite missing the final three games of the regular season with a broken collar bone. He put together six games with 300 or more yards (three with 400+) and had four or more touchdown passes four times. After just 23 games played, Stockstill already owns MT career records in touchdown passes (61), 300-yard passing games (14), 400-yard passing games (six) and passing yards per game (303.3)
- Junior **WR Richie James** ranks first among active players nationally in receptions per game and receiving yards per game. He has caught passes for 100 or more yards in 14 of his first 26 games at Middle Tennessee, reeling in at least catch in each game of his career. Last season, James had 105 receptions for a school record 1,625 yards and 12 TDs while rushing for a career-best 339 yards. In a wild 77-56 win over Florida Atlantic, James became just the sixth player in FBS history to have 200 yards rushing and 100 yards receiving in the same game when he tallied 207 yards on the ground and 120 in receiving
- Sophomore **WR Ty Lee** earned Freshman All-America honors last season. Lee, who was also voted to the Conference USA All-Freshman team and an honorable mention for the All-C-USA team, played in all 13 games and had 11 starts for Middle Tennessee. He led the nation's freshmen with 63 receptions and nine receiving touchdowns, and his 699 yards were fifth among the country's first-year players. Lee was second on the team in receiving yards and touchdowns

2016 TEAM STATISTICS

Category	MT	Opponents
First Downs	516	465
Rushes-Yards	417-2494	577-2583
Rushing Yards/Game	191.8	198.7
Passes Att./Comp./Int.	349-556-15	286-491-11
Completion Pct.	.628	.582
Passing Yards	4236	3260
Passing Yards/Game	325.8	250.8
Total Off. Plays/Yds	973-6730	1068-5843
Total Offense/Game	517.7	449.5
Punts-Average	59-38.6	70-42.2
Punt Returns-Yards	21-162	16-68
Kickoff Returns-Yards	30-569	65-1365
Interceptions-Yards	11-175	15-256
Fumbles-Lost	12-6	20-8
Penalties-Yards	78-730	79-739
3rd Down Conversions	82-184	81-210
3rd Down Conversion Percentage	45%	39%
4th Down Conversions	4-14	25-41
4th Down Conversion Percentage	29%	61%
Sacks By-Yards	26-146	14-84
Avg. Time of Possession	28:08	31:52

2016 INDIVIDUAL LEADERS

Rushing	Att.	Yds.	Avg.	TD	Long
l'Tavius Mathers	232	1561	6.7	17	71
Richie James	38	339	8.9	4	36
TOTALS	417	2494	6.0	26	71

Passing	Comp.	Att.	Pct.	INT	Yards	TD
Brent Stockstill	262	414	.633	7	3233	31
John Urzua	78	131	.595	8	816	8
TOTALS	349	556	.628	15	4236	39

Receiving	Rec	Yds.	Avg.	TD	Long
Richie James	105	1625	15.5	12	56
l'Tavius Mathers	66	633	9.6	3	78
Ty Lee	63	699	11.1	9	30
TOTALS	334	4052	12.1	31	76

Field Goals	Made-Att.	Pct.	Long
Canon Rooker	16-19	.842	46
TOTALS	16-19	.842	46

Punting	No.	Yards	Avg.	In 20	Long
Matt Bonadies	58	2248	38.8	16	59
TOTALS	59	2275	38.6	17	59

Tackles	Solos	Ast	Total
Chris Melton	52	50	102
Jovante Moffatt	42	34	76
Darius Harris	42	32	74
DJ Sanders	43	23	66
Jeremy Cutrer	52	12	64
TOTALS	608	414	1022

Interceptions	No.	Yds.	Avg.	TD
Jeremy Cutrer	3	0	0.0	0
DJ Sanders	2	68	34.0	2
TOTALS	11	175	15.9	2

FOLLOW THE BLUE RAIDERS ONLINE

WEB www.GoBlueRaiders.com



BlueRaiderAthletics



@MTAthletics
@MT_FB



GoBlueRaidersTV



@MTAthletics



MIDDLE TENNESSEE

2017 ROSTER

NO.	NAME	POS.	HT.	WT.	YR.	EXP.	HOMETOWN/HS, JC or COLLEGE
25	Desmond Anderson	RB	5-10	171	Jr.	2	Pacolet, S.C./Broome
	Brandon Archer	S	6-0	175	r-Fr.	0	Memphis, Tenn./Christian Brothers
	Miller Armstrong	QB	6-0	204	r-Fr.	0	Murfreesboro, Tenn./Blackman
	Sidney Austin	S	6-0	180	r-So.	0	Little Rock, Ark./Arlington
11	Peter Bailey	DE	6-4	265	r-Sr.	1	Kissimmee, Fla./Osceola/Hinds CC
10	Kyle Banks	QB	6-2	198	r-Fr.	0	Acworth, Ga./North Paulding
74	Robert Behanan	OL	6-3	297	r-Jr.	2	Fairfield, Ohio/Fairfield
88	Aidan Black	WR	6-3	216	r-So.	0	Athens, Ga./Athens Academy
87	Ricky Blair	WR	6-3	190	Sr.	0	Hacienda Heights, Calif./Pasadena City College
99	Matt Bonadies	P	6-1	199	Jr.	2	Buford, Ga./Buford
56	Walter Brady	DE	6-3	268	r-Jr.	0	Florence, Ala./Florence
73	Chandler Brewer	OL	6-6	313	Jr.	2	Florence, Ala./Florence
16	Khalil Brooks	LB	5-11	204	r-So.	1	Atlanta, Ga./Benjamin E. Mays
21	Justin Brown	CB	6-0	184	r-Fr.	0	Birmingham, Ala./AH Parker
34	Tyshawn Brown	WR	6-1	179	So.	1	Atlanta, Ga./Benjamin E. Mays
5	Jockey Bruce	WR	5-10	178	r-So.	0	Knoxville, Tenn./South Doyle
	Peyton Burke	WR	5-11	181	r-Fr.	0	Lexington, Ky./Tates Creek
38	Jim Cardwell	H	5-9	169	r-Jr.	2	Chattanooga, Tenn./Boyd-Buchanan
	Jon Carrothers	LB	6-0	215	r-So.	0	Memphis, Tenn./Collierville
40	Dale Craig	LB	6-0	218	So.	1	Lawrenceville, Ga./Buford
22	Alex Dale	S	5-10	212	r-Sr.	2	Memphis, Tenn./MUS
	Chris Dunnum	WR	5-11	180	r-Jr.	0	Miami, Fla./Middle Georgia St.
	Xavier Dupree	WR	5-11	160	r-Fr.	0	Decatur, Ga./South Gwinnett
72	Josh Fannin	OL	6-3	260	r-So.	0	Hoschton, Ga./Mill Creek
41	Caleb Felton	LB	6-1	198	r-Fr.	0	Muscle Shoals, Ala./Muscle Shoals
	DeMonte Felton	CB	6-0	178	r-Jr.	0	Knoxville, Tenn./Richard Yoakley
	Joseph Freeland	S	6-2	195	r-Jr.	0	Hopkinsville, Ky./Christian Co.
27	Ruben Garnett	WR	5-9	170	r-So.	1	Hepzibah, Ga./Aquinas
63	Eric Golston	OL	6-3	310	Jr.	0	Long Beach, Calif./Cerritos College
89	Jordan Gonzalez	DT	6-5	252	r-Fr.	0	West Palm Beach, Fla./Dwyer
97	Aaron Griffith	DT	6-0	300	Jr.	0	Union City, CA./James Logan
75	Lucas Hamilton	OL	6-5	300	r-Sr.	2	Lenoir City, Tenn./Lenoir City
33	Myles Harges	LB	6-2	226	r-Sr.	1	Grenada, Miss./Grenada/Itawamba CC
30	Darius Harris	LB	6-2	220	r-Jr.	2	Horn Lake, Miss./Horn Lake
68	Luke Harris	OL	6-4	296	r-Fr.	0	Lafayette, Ind./Fork Union Military Academy
38	Malik Hawkins	LB	6-1	223	Sr.	1	Horn Lake, Miss./Northwest Mississippi JC
82	Reginald Henderson	WR	6-2	207	r-Fr.	0	Belle Glade, Fla./Clewiston
58	Russ Hiett	LS	6-0	229	r-Fr.	0	Kennesaw, Ga./Kennesaw Mountain
19	Crews Holt	PK	5-11	182	r-Fr.	0	Brentwood, Tenn./Ravenwood
	Dexter Hurd	RB	5-10	246	r-Fr.	0	Murfreesboro, Tenn./Oakland
	Jordan James	DT	6-4	305	r-So.	0	LaVergne, Tenn./Brentwood Academy
3	Richie James	WR	5-9	178	r-Jr.	2	Sarasota, Fla./Riverview
55	Carlos Johnson	OL	6-3	332	r-Jr.	2	Nashville, Tenn./Pearl Cohn
43	Jahmal Jones	DE	6-3	253	r-Sr.	2	Dallas, Texas/Norcross (Ga.)
	Robert Kelley	WR	5-9	176	r-So.	0	Nashville, Tenn./Hillsboro
8	Ty Lee	WR	5-9	160	So.	1	Moultrie, Ga./Colquitt Co.
85	Darrius Liggins	DE	6-4	234	r-Jr.	1	Oxford, Miss./Oxford
48	Max Linder	TE	6-3	234	r-Jr.	1	Ocala, Fla./Trinity Catholic
93	Malik Manciel	DT	6-3	259	r-So.	1	Detroit, Mich./Florence (Ala.)
32	Chris Melton	LB	6-1	207	Jr.	2	Leesburg, Ga./Lee County
	Jordan Middleton	QB	6-1	186	r-Fr.	0	Murfreesboro, Tenn./Siegel
6	Mike Minter	CB	6-0	177	r-Sr.	2	Atlanta, Ga./McNair Senior
62	Jack Mitchell	OL	6-2	296	r-Jr.	0	Murfreesboro, Tenn./Riverdale
45	Will Mitchell	RB	5-6	181	r-Fr.	0	Jacksonville, Fla./Bolles
7	Jovante Moffatt	S	6-0	200	Jr.	2	Union City, Tenn./Union City
98	Chris Myers	DE	6-6	247	r-Fr.	0	LaVergne, Tenn./LaVergne
92	Ty Nix	DT	6-0	282	r-Fr.	0	Murfreesboro, Tenn./Oakland
	Tad Onwu	S	5-11	185	r-Jr.	0	Murfreesboro, TN/Riverdale
71	Angelo Owens	OL	6-4	293	r-Jr.	0	Deerfield Beach, Fla./Dodge City CC
95	Trae Philpots	DE	6-4	241	r-So.	0	Fairburn, Ga./Creekside
90	Rakavian Poydras	DT	6-1	294	r-Fr.	0	Clarksville, Tenn./Clarksville

NO.	NAME	POS.	HT.	WT.	YR.	EXP.	HOMETOWN/HS, JC or COLLEGE
	Fundrail Quimbley	WR	6-0	193	r-So.	0	Leesburg, Ga./Lee County
29	Darryl Randolph	CB	5-11	180	r-Jr.	2	Pensacola, Fla./Pensacola
94	Tyson Render	DE	6-4	249	r-So.	1	Newnan, Ga./Westlake
15	Canon Rooker	PK	5-11	189	r-Sr.	3	Richmond Hill, Ga./Richmond Hill
31	D.J. Sanders	LB	6-0	230	Sr.	3	Sandersville, Ga./Washington Co.
69	Daniel Sargent	LS	6-0	215	r-Fr.	0	Portland, Tenn./Portland
37	Patrick Smith	WR	6-0	179	r-Sr.	1	Nashville, Tenn./East Nashville
90	Matthew Stephenson	P	5-10	215	r-Fr.	0	Madison, Ala./Bob Jones
12	Brent Stockstill	QB	6-0	223	r-Jr.	2	Murfreesboro, Tenn./Siegel
17	Kylan Stribling	CB	5-11	183	r-Fr.	0	Thompson's Station, Tenn./Independence
70	Conner Trent	OL	6-5	312	r-Sr.	2	Church Hill, Tenn./Volunteer
1	Shane Tucker	RB	6-0	218	r-Sr.	3	Memphis, Tenn./Memphis University School
9	Isiah Upton	WR	6-0	178	r-So.	1	Nashville, Tenn./East Nashville Magnet
19	John Urzua	QB	6-3	184	r-So.	1	Suwanee, Ga./North Gwinnett
47	Jermel Walker	CB	6-1	192	r-Jr.	0	Los Angeles, Calif./Riverside CC
46	Vernon Walker	S	6-0	192	r-So.	0	Orlando, Fla./Dr. Phillips
2	Charvarius Ward	CB	6-1	192	Sr.	1	McComb, Miss./Hinds CC
54	Ty Watkins	OL	6-1	287	r-Jr.	0	Oklahoma City, Okla./NE Oklahoma A&M
35	Terelle West	RB	5-10	187	r-So.	1	Pinson, Ala./Clay-Chalkville
	William Wilcox	WR	6-6	225	r-Fr.	0	Clarksville, Tenn./Northeast
81	CJ Windham	WR	6-2	198	So.	1	Powder Springs, Ga./McEachern
	Davis Witt	QB	6-2	204	r-Fr.	0	Clewiston, Fla./Clewiston

2017 SPRING SIGNEES

NAME	POS.	HT.	WT.	YR.	HOMETOWN/HS, JC or COLLEGE
Brad Anderson	RB	5-8	170	Fr.	Huntsville, Ala./Bob Jones
Reed Blankenship	DB	6-1	175	Fr.	Athens, Ala./West Limestone
*Wesley Bush	DB	6-1	187	Jr.	Macon, Miss./NW Mississippi CC
Zeke Cobb	WR	6-3	202	Fr.	Dalton, Ga./Dalton
*Rosheem Collins	DL	6-1	296	Jr.	Waycross, Ga./East Central CC
D.J. Delfendahl	OL	6-4	272	Fr.	Mt. Juliet, Tenn./Mt. Juliet
Elijah Dobbins	OL	6-4	275	Fr.	Franklin, Tenn./Oakland
Zack Dobson	WR	5-8	165	Fr.	Knoxville, Tenn./Fulton
*Kamau Farrell-Burke	DB	6-3	175	Jr.	Toronto, Canada/Arizona Western College
Jordan Ferguson	DT	6-2	280	Fr.	Atlanta, Ga./Cartersville
Raheme Fuller	DB	6-3	192	Fr.	Ft. Lauderdale, Fla./Boyd-Anderson
*Maurice Gordon	RB	5-10	200	Jr.	Denton, Texas/Navarro College
O.J. Johnson	DB	6-0	195	Jr.	Homerville, Ga./Mississippi Gulf Coast
Tyrese Johnson	WR	5-8	160	Fr.	Halls, Tenn./Halls
Cole Kirby	OL	6-4	285	Fr.	Franklin, Ky./Simpson
*Amir Luckett	OL	6-2	291	So.	Waddell, Ariz./Scottsdale CC
Jimmy Marshall	WR	6-5	216	Fr.	Macon, Ga./Tattnall Square Academy
Chaton Mobley	LB	6-1	245	Fr.	Knoxville, Tenn./Fulton
Wayne Parks	DB	5-11	216	Fr.	Fellsmere, Fla./Sebastian River
Tavonn Salter	WR	6-2	200	Jr.	Atlanta, Ga./Mt. San Antonio JC
Cody Smith	DB	6-2	205	Fr.	Stuart, Fla./Martin County
DQ Thomas	LB	6-2	200	Fr.	Oxford, Miss./Oxford
Tavares Thomas	LB	6-0	235	Jr.	Rosenberg, Texas/Navarro College
John Turner	QB	6-1	205	Fr.	Murfreesboro, Tenn./Smyrna
Cain McWilliams	LB	6-1	236	Fr.	Lewisburg, Tenn./Marshall Co.

*indicates early enrollee



NORTH TEXAS

MEAN GREEN



Seth Littrell HEAD COACH

Alma Mater: Oklahoma '01
Record at North Texas: 5-8 (.385), Second Season
Career Record: 5-8 (.385), Second Season
Hometown: Muskogee, Okla.
Birthdate: June 24, 1978

QUICK FACTS

Location:
Denton, Texas
Founded:
1890
Enrollment:
37,941
Nickname:
Mean Green
Colors:
Green and White
Stadium:
Apogee Stadium (30,850)
President:
Dr. Neal Smatresk
Athletics Director:
Wren Baker
Football Administrator:
Wren Baker
Basic Offense:
Spread
Basic Defense:
Multiple

SPORTS INFORMATION

Assistant A.D./Football SID
Jordan Stepp
Office Phone
940-369-8329
Cell Phone
805-551-8648
E-Mail
Jordan.Stepp@unt.edu
Website
www.MeanGreenSports.com
Press Box Phone
940-369-7585

KEY DATES

Players Report:
July 30
Media Day:
August 21
Fall Classes Begin:
August 28



Dr. Neal Smatresk,
President



Wren Baker,
Athletics Director



Wren Baker,
Football Administrator



Jordan Stepp, SID



Seth Littrell

2017 SCHEDULE

DATE	OPPONENT	TV	TIME
Sept. 2	LAMAR		TBA
Sept. 9	at SMU	(ESPN3)	6:00p
Sept. 16	at Iowa	(ESPN2)	2:30p
Sept. 23	← UAB	(beIN Sports)	5:30p
Sept. 30	← at Southern Miss		6:00p
Oct. 14	← UTSA		TBA
Oct. 21	← at Florida Atlantic	(ESPN3)	TBA
Oct. 28	← OLD DOMINION	(ESPN3)	TBA
Nov. 4	← at Louisiana Tech		2:30p
Nov. 11	← UTEP	(ESPN3)	4:00p
Nov. 18	ARMY	(beIN Sports)	5:30p
Nov. 25	← at Rice	(ESPN3)	12:00p

← Conference game
 Home games in ALL CAPS
 All times are Central and subject to change

Kishawn McClain



PRESEASON RETURNEES

LETTERMEN

Returning/Lost: 49/21

STARTERS

Offensive Returning/Lost: 7/4

Defensive Returning/Lost: 8/3

Special Teams Returning/Lost: 2/2

OFFENSE STARTERS RETURNING

QB Mason Fine
 RB Jeffery Wilson
 WR Turner Smiley
 OL Creighton Barr
 OL T.J. Henson
 OL Jordan Murray
 OL Elex Woodworth

DEFENSE STARTERS RETURNING

DL Roderick Young
 LB Brandon Garner
 LB Joshua Wheeler
 DB Dee Baulkman
 DB Nate Brooks
 DB Eric Jenkins
 DB Kishawn McClain
 DB Ashton Preston

SPECIALISTS RETURNING

K Trevor Moore
 PR Turner Smiley
 KR Tyler Wilson

KEY LOSSES

OL Chris Miles
 OL Sam Rice
 WR Thaddeous Thompson
 DE Malik Dilonga
 DE Jaried Combs
 LB Fred Scott
 LB Cortney Finney
 DB Chad Davis
 DB James Gray
 P Eric Keena

2016 RESULTS (5-8, 3-5 C-USA)

S3	SMU (ASN)	L	21-34	0-1
S10	BETHUNE-COOKMAN (CUSA TV)	W	41-20	1-1
S17	at (23) Florida (ESPNU)	L	0-32	1-2
S24	✦ at Rice (CUSA TV)	W	42-35 (ot)	2-2
O1	✦ MIDDLE TENN. (Campus Ins.)	L	13-30	2-3
O8	✦ MARSHALL (ASN)	W	38-21	3-3
O22	at Army (CBSSN)	W	35-18	4-3
O29	✦ at UTSA (CUSA TV)	L	17-31	4-4
N5	✦ LOUISIANA TECH (ESPN3)	L	24-45	4-5
N12	✦ at WKU (ESPN3)	L	7-45	4-6
N19	✦ SOUTHERN MISS (beIN SPORTS)	W	29-23	5-6
N26	✦ at UTEP	L	24-52	5-7
D27	vs. Army (ESPN)	L	31-38 (ot)	5-8

Heart of Dallas Bowl

HEAD COACH SETH LITRELL

Alma Mater: Oklahoma '01

COACHING EXPERIENCE

2016- Head Coach, North Texas – 5-8 (.385), Second Season
 2014-15 North Carolina, Assistant Head Coach, Offense/Tight Ends
 2012-13 Indiana, Offensive Coordinator/Tight Ends/Fullbacks
 2011 Arizona, Offensive Coordinator/Tight Ends/H-Backs
 2010 Arizona, Co-Offensive Coordinator/Running Backs/Tight Ends
 2009 Arizona, Running Backs & Tight Ends Coach
 2005-08 Texas Tech, Running Backs Coach
 2002-04 Kansas, Graduate Assistant

COACHING STAFF

Offensive Coordinator: Graham Harrell (Texas Tech, '07)
 Defensive Coord./Safeties: Troy Reffett (UTEP, '90)
 Assoc. HC/Pass Game Coord./Ins.WR's: Tommy Mainord (Tarleton St., '00)
 Offensive Line: Chuck Langston (Oklahoma, '95)
 Cornerbacks: Nate Brown (Louisiana-Monroe, '10)
 Wide Receivers: Joel Filani (Texas Tech, '06)
 Linebackers: Jeff Koonz (Auburn, '04)
 Defensive Line: Marc Yellock (East Carolina, '00)
 Special Teams Coordinator: Marty Biagi (Marshall, '08)
 Dir. of Football Operations: Shane Elder (Texas A&M, '00)
 Dir. of Recruiting: David Stenklyft (Texas A&M, '10)
 Strength and Conditioning Coach: Zack Womack
 Director of High School Operations: Scott Conley (Texas A&M, '70)
 Quality Control: John David Baker

FOOTBALL OFFICE

Phone: 940-565-3653

Fax: 940-565-3470

Ticket Office Phone: 940-565-2527 / 800-868-2366

E-mail: ticketoffice@unt.edu

NOTING THE MEAN GREEN

- The Mean Green made their first bowl appearance since 2013 when they faced Army in the 2016 Zaxby's Heart of Dallas Bowl. North Texas finished with a four-game improvement in the first year under head coach **Seth Littrell**.
- Despite missing two full games and parts of two others with an injury, junior **RB Jeffery Wilson** led the Mean Green with 936 rushing yards and 15 total touchdowns. His 14 rushing touchdowns in 2016 ranked fourth in single-season school history.
- The Mean Green were third in C-USA in pass defense and three of the four starters in their secondary were named C-USA Defensive Player of the week this season.
- Sophomore **QB Mason Fine** appeared in 10 games, nine of which were starts, completing 155-of-261 passes for 1,572 yards and six touchdowns. He also added 118 yards on the ground to go along with two more touchdowns on his way to All-Freshman recognition from Conference USA.
- Senior **K Trevor Moore** enters the 2017 season having made 99 consecutive extra points, extending his own school record.

2016 TEAM STATISTICS

Category	NT	Opponents
First Downs	240	284
Rushes-Yards	426-1736	588-3114
Rushing Yards/Game	133.5	239.5
Passes Att./Comp./Int.	449-261-13	354-182-14
Completion Pct.	.581	.514
Passing Yards	2708	2603
Passing Yards/Game	208.3	200.2
Total Off. Plays/Yds	875-4444	942-5717
Total Offense/Game	341.8	439.8
Punts-Average	73-43.1	50-40.4
Punt Returns-Yards	18-163	28-253
Kickoff Returns-Yards	48-937	25-544
Interceptions-Yards	14-221	13-164
Fumbles-Lost	23-8	19-8
Penalties-Yards	97-890	92-808
3rd Down Conversions	63-181	92-193
3rd Down Conversion Percentage	35%	48%
4th Down Conversions	8-22	11-27
4th Down Conversion Percentage	36%	41%
Sacks By-Yards	26-184	43-293
Avg. Time of Possession	27:30	32:30

2016 INDIVIDUAL LEADERS

Rushing	Att.	Yds.	Avg.	TD	Long
Jeffery Wilson	169	936	5.5	14	75
Willy Ivery	90	489	5.4	6	35
TOTALS	426	1736	4.1	24	80

Passing	Comp.	Att.	Pct.	INT	Yards	TD
Mason Fine	155	261	.594	5	1572	6
Alec Morris	105	185	.568	7	1126	9
TOTALS	261	449	.581	13	2708	15

Receiving	Rec	Yds.	Avg.	TD	Long
Thaddeus Thompson	43	545	12.7	2	43
Terian Goree	36	328	9.1	2	34
Turner Smiley	33	389	11.8	2	55
TOTALS	261	2708	10.4	15	75

Field Goals	Made-Att.	Pct.	Long
Trevor Moore	9-13	.692	51
TOTALS	9-13	.692	51

Punting	No.	Yards	Avg.	In 20	Long
Eric Keena	72	3148	43.7	21	68
TOTALS	73	3148	43.1	21	68

Tackles	Solos	Ast	Total
Kishawn McClain	67	24	91
Cortney Finney	41	37	78
James Gray	36	28	64
Nate Brooks	36	21	57
Fred Scott	34	21	55
TOTALS	528	382	910

Interceptions	No.	Yds.	Avg.	TD
Nate Brooks	4	54	13.5	0
Eric Jenkins	3	86	28.7	2
TOTALS	14	221	15.8	2

FOLLOW THE MEAN GREEN ONLINE

WEB www.MeanGreenSports.com

[MeanGreenSports](#)
[MeanGreenFB](#)

[@MeanGreenFB](#)

[MeanGreenSports](#)

[meangreenfb](#)



NORTH TEXAS

2017 ROSTER

NO.	NAME	POS.	HT.	WT.	YR.	EXP.	HOMETOWN/HS, JC or COLLEGE
74	Chandler Anthony	OL	6-7	279	R-Fr.	RS	Tuttle, Okla./Tuttle
54	Creighton Barr	OL	6-3	315	Jr.	2L	Flower Mound, Texas/Marcus
85	Garrett Barton	WR	5-11	185	Sr.	TR	Diana, Texas/Kilgore College
58	Ryan Bishop	LB	5-11	191	Fr.	HS	Allen, Texas/Allen
43	Zack Bishop	LB	6-2	227	R-Jr.	TR	Allen, Texas/Oklahoma Baptist
7	Dee Baulkman	DB	5-11	198	Sr.	TR	Bainbridge, Ga./Arizona Western
80	Will Boyd	WR	6-3	189	R-Fr.	RS	Arlington, Texas/Pantego Christian Academy
9	Nate Brooks	DB	6-0	176	Jr.	2L	Whitehouse, Texas/Whitehouse
8	Rico Bussey, Jr.	WR	6-2	183	So.	1L	Lawton, Okla./Eisenhower
30	Myles Campbell	DB	6-0	165	Jr.	TR	Pflugerville, Texas/Drake
11	Mitch Cason	QB	6-2	191	R-Fr.	RS	Flower Mound, Texas/Marcus
57	Grayson Chouffett	OL	6-3	255	Fr.	HS	Prosper, Texas/Prosper
15	Caleb Chumley	TE	6-5	249	R-So.	1L	Longview, Texas/Pine Tree
93	Julius Combes	DT	6-1	281	R-So.	1L	Washington, D.C./DeMatha
51	Jake Davis	DS	6-0	215	R-Jr.	1L	Katy, Texas/Seven Lakes
86	Kevin Dillman	DE	6-4	260	R-So.	1L	Ystad, Sweden/Guyer
57	Hayden Doggett	LB	6-2	205	So.	1L	Hutto, Texas/Hutto
27	Kam Duhon	WR	5-11	168	R-Fr.	RS	Southlake, Texas/Southlake Carroll
29	Nate Durham	DS	6-2	230	Fr.	HS	Rockton, Ill./Hononegah
22	E.J. Ejiya	LB	6-3	227	R-Jr.	2L	Blaine, Minn./North Dakota State College of Sciences
34	Bryce English	DT	5-11	305	R-So.	TR	DeSoto, Texas/Kansas State
14	Cedric Fernandes	DB	5-10	172	R-Jr.	1L	Arlington, Texas/Martin
6	Mason Fine	QB	5-11	173	So.	1L	Locust Grove, Okla./Locust Grove
99	Andy Flusche	DE	6-3	259	R-Sr.	3L	Muenster, Texas/Muenster
62	Jerod Fritsch	OL	6-5	288	R-Jr.	2L	Denton, Texas/NCTC
37	Brandon Garner	LB	5-11	230	R-Jr.	2L	Mansfield, Texas/Timberview
73	Garrett Gunter	OL	6-4	288	R-Sr.	1L	Spring Branch, Texas/Trinity Valley CC
82	Deion Hair-Griffin	WR	5-10	165	R-Fr.	RS	Fort Worth, Texas/Arlington Heights
16	Kemon Hall	DB	5-11	190	Jr.	TR	Calhoun City, Miss./Itawamba CC
50	LaDarius Hamilton	DE	6-3	262	So.	SQ	Corrigan, Texas/Corrigan-Camden
59	Hayden Harrison	LB	6-2	212	R-Fr.	RS	Wolfforth, Texas/Frenship
53	T.J. Henson	OL	6-4	296	Sr.	1L	Plano, Texas/Trinity Valley CC
65	Chad Hickson	OL	6-4	298	So.	TR	Denton, Texas/Oklahoma Panhandle State
46	Christian Hosley	RB	5-9	183	R-So.	TR	San Antonio, Texas/Howard Payne University
89	Connor Howard	WR	5-11	175	Fr.	HS	Austin, Texas/Westlake
17	Devlin Isadore	QB	6-4	228	R-Jr.	TR	Houston, Texas/Navarro College
13	Quinetin Jackson	WR	6-3	204	R-Jr.	TR	Granite City, Ill./College of DuPage
2	Eric Jenkins	DB	5-10	180	Sr.	1L	New Orleans, La./LA Valley College
47	Marquel Johnson	DB	6-0	176	R-So.	RS	Lancaster, Texas/Lancaster
90	Tillman Johnson	DE	6-1	263	Sr.	3L	Round Rock, Texas/McNeil
38	Andrew Jones	DB	6-1	167	R-Jr.	2L	Mesquite, Texas/North Mesquite
36	Alvin Kenworthy	P	6-3	190	R-So.	TR	Rowlett, Texas/Kilgore College
81	Daniel Khan	WR	5-11	178	R-Jr.	2L	Sherman Oaks, Calif./Notre Dame
80	Jamie King	TE	6-3	220	Jr.	TR	Azle, Texas/College of the Desert
32	Michael Lawrence	WR	5-10	170	So.	SQ	Sweetwater, Texas/Sweetwater
20	William LeMasters	LB	6-2	213	R-So.	1L	Dallas, Texas/Parish Episcopal
32	Adrian Lisangi	DB	5-8	151	R-Sr.	TR	Carrollton, Texas/Arkansas Baptist
42	Corey Mann	LB	6-0	198	R-Fr.	RS	Decatur, Texas/Temple
44	Cannon Maki	FB	5-11	236	R-Jr.	1L	Mansfield, Texas/All Saints Episcopal
41	Kakpa Mansaray	DB	5-10	177	Jr.	TR	Mesquite, Texas/Northwestern Oklahoma
29	Chance Marshall	DB	6-2	202	R-So.	SQ	Frisco, Texas/Centennial
79	Riley Mayfield	OL	6-7	290	R-Jr.	TR	Cedar Park, Texas/Abilene Christian
6	Kishawn McClain	S	5-11	194	Sr.	3L	Rosenberg, Texas/Terry
41	Colton McDonald	LB	6-4	214	Jr.	TR	Haslet, Texas/West Texas A&M
34	Elijah McIntyre	WR	6-0	187	So.	SQ	Arlington, Texas/Grace Preparatory Academy
7	Connor Means	RB	6-4	225	R-Jr.	1L	Deer Park, Texas/Deer Park
40	Trevor Merrell	RB	5-10	205	So.	SQ	Davis, Okla./Davis
67	Chris Miles	OL	6-4	303	R-Jr.	2L	Flower Mound, Texas/Flower Mound
10	Calvin Minor	LB	6-3	210	Sr.	3L	Lewisville, Texas/Lewisville
39	Jameel Moore	DB	5-10	168	So.	SQ	Cedar Hill, Texas/Cedar Hill

NO.	NAME	POS.	HT.	WT.	YR.	EXP.	HOMETOWN/HS, JC or COLLEGE
44	Sid Moore	DT	6-1	270	R-Sr.	3L	Van, Texas/Van
30	Trevor Moore	K	5-11	191	Sr.	3L	Edmond, Okla./Edmond North
60	Sosaia Mose	OL	6-2	310	R-So.	TR	Euless, Texas/Tyler JC
4	Khairi Muhammad	S	5-11	184	So.	SQ	DeSoto, Texas/DeSoto
68	Chett Munden	OL	6-5	278	R-So.	SQ	Marshall, Texas/Marshall
71	Jordan Murray	OL	6-9	351	Jr.	2L	Coppell, Texas/Coppell
36	Rodney Neely	FB	5-11	207	R-Jr.	2L	Messmer, Wis./UW-Stevens Point
18	Devin O'Hara	QB	6-5	210	R-Sr.	TR	Arlington Heights, Ill./College of Dupage
60	Doro Omerhi	OL	6-4	306	R-Fr.	RS	Pearland, Texas/Pearland
94	JoJo Ozougwu	LB	6-3	220	R-Fr.	RS	Alief, Texas/Taylor
52	Jevin Pahinui	OL	6-4	268	Jr.	TR	Mountlake Terrace, Wash./College of the Siskiyous
93	Blake Patterson	P	6-2	186	R-Fr.	RS	Round Rock, Texas/Cedar Ridge
5	Mylam Peters	LB	6-5	242	R-Sr.	TR	Kissimmee, Fla./Arizona Western College
88	Jason Pirtle	WR	6-2	206	R-Fr.	RS	Locust Grove, Okla./Locust Grove
48	George Powell	DB	6-1	169	R-So.	TR	Prosper, Texas/Sterling College
27	Ashton Preston	DB	5-10	190	Jr.	1L	Edmond, Okla./Santa Fe
63	Ramon Rife	OL	6-4	258	Sr.	3L	Red Oak, Texas/Red Oak
25	Jordan Roberts	DB	6-1	168	Fr.	HS	Ardmore, Okla./Ardmore
24	Taylor Robinson	DB	5-11	184	R-So.	1L	Keller, Texas/Central
2	O'Keeron Rutherford	WR	6-5	194	R-Jr.	1L	Carthage, Texas/Carthage
19	Quinn Shanbour	QB	6-0	194	R Jr.	2L	Oklahoma City, Okla./Heritage Hall
1	Turner Smiley	WR	6-0	183	Sr.	3L	Frisco, Texas/Wakeland
84	Dennis Smith	WR	5-9	166	R-So.	TR	San Antonio, Texas/Sterling College
87	Kelvin Smith	TE	6-2	241	R-So.	1L	Spring, Texas/Dekaney
21	Nick Smith	RB	5-10	180	R-Fr.	RS	Arlington, Texas/Martin
91	Kel Straubmueller	DS	5-11	181	R-Jr.	TR	Argyle, Texas/Louisiana-Lafayette
15	T.J. Tauaalo	DT	6-2	298	R-Jr.	2L	Keller, Texas/Central
78	Jalen Thomas	OL	6-5	292	Sr.	3L	Detroit, Mich./ASA Brooklyn
98	A.J. Tolbert	DL	6-0	238	R-Jr.	TR	Southlake, Texas/Abilene Christian
25	Andrew Tucker	RB	6-0	195	R-Sr.	3L	Tyler, Texas/Chapel Hill
46	Patrick Udofia	DB	5-9	182	R-So.	1L	Tyler, Texas/Lee
45	Nnamdi Umeakuana	DB	6-1	205	R-Jr.	TR	Irving, Texas/Austin College
39	Braydon Watson	WR	5-11	173	R-Fr.	RS	Waco, Texas/Celina
66	Brendon Weatherspoon	OL	6-4	322	Fr.	HS	Hurst, Texas/L.D. Bell
70	R.D. Wegmann	OL	6-3	265	R-So.	1L	Wichita Falls, Texas/Rider
18	Joshua Wheeler	DE	6-3	222	Sr.	1L	Grand Prairie, Texas/Tyler JC
49	Zach Williams	K	5-8	180	Fr.	HS	Louisville, Ky./Trinity
3	Jeffery Wilson	RB	6-0	193	Sr.	3L	Elkhart, Texas/Elkhart
83	Tyler Wilson	WR	5-11	171	So.	1L	Arlington, Texas/Martin
77	Elex Woodworth	OL	6-4	278	R-So.	1L	Mesquite, Texas/Horn
4	Anthony Wyche	RB	5-11	182	Jr.	TR	Philadelphia, Pa./LA Valley College
49	Roderick Young	DL	6-1	294	Jr.	2L	Spring, Texas/Dekaney

2017 SPRING SIGNEES

NAME	POS.	HT.	WT.	YR.	HOMETOWN/HS, JC or COLLEGE
Jacob Brammer	OL	6-4	278	Fr.	Richmond, Texas/Foster
Jaelon Darden	WR	5-9	160	Fr.	Houston, Texas/Eisenhower
Tyreke Davis	S	5-10	194	Fr.	Denton, Texas/Ryan
Kody Fulp	LB	6-2	225	Fr.	China Spring, Texas/China Spring
*Jalen Guyton	WR	6-1	190	Jr.	Allen, Texas/Trinity Valley CC
Cameron Johnson	CB	5-11	176	Fr.	Houston, Texas/John H. Reagan Heights
Evan Johnson	RB	5-6	175	Fr.	Loranger, La./Loranger
Tony Krasniqi	DL	6-1	249	Fr.	Sachse, Texas/Sachse
Manasa Mose	OL	6-1	306	Fr.	Euless, Texas/Trinity
Dakoda Newman	OL	6-3	329	Fr.	Benbrook, Texas/Mansfield Timberview
Dion Novil	DL	6-4	240	Fr.	Abilene, Texas/Wylie
*Jevin Pahinui	OL	6-2	260	Jr.	Mountlake Terrace, Wash./College of the Siskiyous
Brian Parish	OL	6-4	262	Fr.	Arlington, Texas/Seguin
*Cade Pearson	QB	6-2	193	Fr.	Texarkana, Texas/Texas
Makyle Sanders	S	6-0	188	Fr.	Tyler, Texas/Robert E. Lee
Tre Siggers	RB	5-8	180	Fr.	Duncanville, Texas/Duncanville
Chris Thornton	LB	6-1	210	Fr.	Amarillo, Texas/Palo Duro
Greg White	WR	6-3	180	Fr.	Riverdale, Ga./Riverdale

*indicates early enrollee



OLD DOMINION

MONARCHS



Bobby Wilder HEAD COACH

Alma Mater: Maine '87
Record at ODU: 67-30 (.691), Ninth Season
Career Record: 67-30 (.691), Ninth Season
Hometown: Madison, Maine
Birthdate: July 30, 1964

QUICK FACTS

Location:
Norfolk, Va.
Founded:
1930
Enrollment:
24,683
Nickname:
Monarchs
Colors
Slate Blue, Silver and Light Blue
Stadium:
Foreman Field at
S.B. Ballard Stadium (20,118)
President:
John R. Broderick
Athletics Director:
Dr. Camden Wood Selig
Football Administrator:
Bruce Stewart
Basic Offense:
Spread
Basic Defense:
4-3

SPORTS INFORMATION

Assistant A.D./Football SID
Eric Bohannon
Office Phone
757-683-3374
Cell Phone
757-375-0244
Fax
757-683-3119
E-Mail
ebohanno@odu.edu
Website
www.ODUSports.com
Press Box Phone
757-683-3842

KEY DATES

Players Report:
August 6
Media Day:
TBA
Fall Classes Begin:
August 26



John Broderick,
President




Dr. Camden Wood Selig,
Athletics Director



Bruce Stewart,
Football Administrator



Eric Bohannon, SID



Bobby Wilder

2017 SCHEDULE

DATE	OPPONENT	TV	TIME
Sept. 2	ALBANY		6:00p
Sept. 9	at Massachusetts		TBA
Sept. 16	NORTH CAROLINA	(Stadium)	3:30p
Sept. 23	at Virginia Tech		TBA
Oct. 7	↔ FLORIDA ATLANTIC	(Stadium)	6:00p
Oct. 14	↔ at Marshall	(ESPN3)	2:30p
Oct. 20 (Fri.)	↔ WKU	(CBSNN)	TBA
Oct. 28	↔ at North Texas	(ESPN3)	TBA
Nov. 4	↔ CHARLOTTE		3:30p
Nov. 11	↔ at FIU		7:00p
Nov. 18	↔ RICE	(ESPN3)	2:00p
Nov. 25	↔ at Middle Tennessee	(ESPN3)	3:00p

↔ Conference game
 Home games in ALL CAPS
 All times are Eastern and subject to change



Jonathan Duhart

PRESEASON RETURNEES

LETTERMEN

Returning/Lost: 46/15

STARTERS

Offensive Returning/Lost: 8/3

Defensive Returning/Lost: 6/5

Special Teams Returning/Lost: 4/1

OFFENSIVE STARTERS RETURNING

RB Ray Lawry
 WR Travis Fulgham
 WR Jonathan Duhart
 TE Melvin Vaughn
 C Nick Clarke
 OL Devin Hannan
 OL Chad Hendricks
 OL Darius Garcia

DEFENSE STARTERS RETURNING

DE Oshane Ximines
 DE Bunmi Rotimi
 DT Miles Fox
 CB Brandon Addison
 S Justice Davila/Rob Thompson
 S Sean Carter

SPECIALISTS RETURNING

K Brad Davis
 P Bailey Cate
 PR Darrell Brown
 KR Kesean Strong

KEY LOSSES

QB David Washington
 WR Zach Pascal
 OL Troy Butler
 DT Rashaad Coward
 LB TJ Ricks
 LB Anthony Wilson
 S C.J. Bradshaw
 CB Aaron Young

2016 RESULTS (10-3, 7-1 C-USA)

S4 (Sun.)	HAMPTON (CUSA TV)	W	54-21	1-0
S10	at Appalachian State (ASN)	L	7-31	1-1
S17	at NC State (ESPN3)	L	22-49	1-2
S24	✦UTSA (CUSA TV)	W	33-19	2-2
O1	✦at Charlotte (CUSA TV)	W	52-17	3-2
O7 (Fri.)	MASSACHUSETTS (CUSA TV)	W	36-16	4-2
O22	✦at WKU (ASN)	L	24-59	4-3
O29	✦at UTEP (CUSA TV)	W	31-21	5-3
N5	✦MARSHALL (ASN)	W	38-14	6-3
N12	✦SOUTHERN MISS (ASN)	W	51-35	7-3
N19	✦at Florida Atlantic (Campus Ins)	W	42-24	8-3
N26	✦FIU (ESPN3)	W	42-28	9-3
D23	vs. Eastern Michigan (ESPN)	W	24-20	10-3

Popeyes Bahamas Bowl

HEAD COACH BOBBY WILDER

Alma Mater: Maine '87

COACHING EXPERIENCE

2007- Old Dominion, Head Coach - 67-30 (.691), Ninth Season
 2001-06 Maine, Associate Head Coach/Offensive Coordinator/
 Quarterbacks
 2000 Maine, Assistant Head Coach/Offensive Coordinator/
 Quarterbacks
 1994-99 Maine, Quarterbacks
 1993 Maine, Wide Receivers/Tight Ends
 1992 Maine, Defensive Line
 1991 Maine, Assistant Defensive Line
 1990 Maine, Running Backs
 1988-89 Boston College, Graduate Assistant

COACHING STAFF

Assoc. Head Coach/Off. Playcaller Brian Scott (Maine, '00)
 Defensive Coordinator/Linebackers Rich Nagy (Trinity, '87)
 Offensive Coordinator/QBs Ron Whitcomb (Maine, '06)
 Assistant Head Coach/Defensive Line: Jeff Comissiong (Maine, '94)
 Wide Receivers: Arick Forrest (Ohio State, '11)
 Asst. Def. Coordinator/Safeties: Kermit Buggs (Norfolk State, '95)
 Offensive Line: Chris Malone (Virginia Tech, '96)
 Cornerbacks: Sam Perryman (Lehigh, '04)
 Running Backs/Special Teams: Charles Bankins (James Madison, '94)
 Special Teams Quality Control: Frank Wilson (Dayton, '06)
 Graduate Assistant (Def. Line): Connor Beerworth (Union College, '13)
 Graduate Assistant (Off. Line): Jack Lowney (Old Dominion, '13)
 Director of Football Operations: Tim Kovacs (Old Dominion, '11)
 Assistant Director of Recruiting: Jay Haeseker (North Carolina, '12)
 Director of Sports Performance: Ryan Martin (Anderson, '98)

FOOTBALL OFFICE

Phone: 757-683-6150

Fax: 757-451-3099

Ticket Office Phone: 757-683-4444



NOTING THE MONARCHS

- The Monarchs finished last season on a six-game winning streak, tied for first place in the East Division with a 7-1 league record and made its first bowl appearance when it defeated Eastern Michigan in the Popeyes Bahamas Bowl, 24-20.
- ODU became the youngest program (eight years) to win 10 games in a season since the NCAA formed Division I in 1978.
- Old Dominion has sold out all 54 home games in school history and has a 41-13 record in those games following a 6-0 mark last season.
- Senior **RB Ray Lawry** posted seven 100-yard games last season and broke his own school record with 1,255 rushing yards. He ran for 11 touchdowns and became the school's all-time TD leader with 40. In addition, junior **RB Jeremy Cox** rushed for 732 yards and a team-best 13 touchdowns.
- Old Dominion set a single-season team rushing record with 2,595 yards, and the offensive line finished second in C-USA with 19 sacks allowed. That group returns four starters in 2017.
- Junior **Oshane Ximines** and senior **Bunmi Rotimi** both return at defensive end. Ximines led the team with a single-season record 7.5 sacks in 2016, while Rotimi is tied for the ODU career record with 13.5 sacks.

2016 TEAM STATISTICS

Category	ODU	Opponents
First Downs	274	278
Rushes-Yards	500-2595	503-2033
Rushing Yards/Game	199.6	156.4
Passes Att./Comp./Int.	374-220-6	418-245-11
Completion Pct.	.588	.586
Passing Yards	3042	2944
Passing Yards/Game	234.0	226.5
Total Off. Plays/Yds	874-5601	921-4991
Total Offense/Game	433.6	382.8
Punts-Average	59-37.3	60-40.9
Punt Returns-Yards	23-219	8-133
Kickoff Returns-Yards	39-866	67-1144
Interceptions-Yards	11-76	6-80
Fumbles-Lost	10-4	25-12
Penalties-Yards	66-572	67-596
3rd Down Conversions	64-172	70-186
3rd Down Conversion Percentage	37%	38%
4th Down Conversions	18-31	17-35
4th Down Conversion Percentage	58%	49%
Sacks By-Yards	34-242	19-114
Avg. Time of Possession	29:40	30:20

2016 INDIVIDUAL LEADERS

Rushing	Att.	Yds.	Avg.	TD	Long
Ray Lawry	200	1255	6.3	11	46
Jeremy Cox	129	732	5.7	13	67
TOTALS	500	2595	5.2	27	67

Passing	Comp.	Att.	Pct.	INT	Yards	TD
David Washington	202	341	.592	5	2836	31
Blake LaRussa	14	23	.609	1	140	0
TOTALS	233	433	.543	9	2634	20

Receiving	Rec	Yds.	Avg.	TD	Long
Zach Pascal	65	946	14.6	9	53
Jonathan Duhart	48	735	15.3	9	77
Travis Flugham	29	478	16.5	8	55
TOTALS	220	3042	13.8	31	84

Field Goals	Made-Att.	Pct.	Long
Brad Davis	10-11	.909	43
TOTALS	12-13	.923	43

Punting	No.	Yards	Avg.	In 20	Long
Bailey Cate	57	2157	37.7	25	70
TOTALS	59	2198	37.2	26	70

Tackles	Solos	Ast	Total
T.J. Ricks	48	54	102
Anthony Wilson	54	45	99
Sean Carter	34	26	60
Rashaad Coward	23	27	50
Justice Davila	20	27	47
TOTALS	488	464	952

Interceptions	No.	Yds.	Avg.	TD
Aaron Young	3	40	13.3	1
Brandon Addison	2	0	0.0	0
TOTALS	11	76	6.9	1

FOLLOW THE MONARCHS ONLINE

WEB www.ODUSports.com



ODU Football



@ODUFootball



@ODUSports



OLD DOMINION

2017 ROSTER

NO.	NAME	POS.	HT.	WT.	YR.	EXP.	HOMETOWN/HS, JC or COLLEGE
1	Brandon Addison	CB	5-10	178	Sr-r	2L	Suffolk, Va./Western Branch
15	Prince Ajegwu	S	6-3	201	Fr-r	RS	Baltimore, Md./Eastern Tech
4	Daniel Appouh	DE	6-4	246	Jr-r	2L	Germantown, Md./Seneca Valley
9	Drayton Arnold	QB	6-0	190	Fr-r	RS	Myrtle Beach, S.C./Myrtle Beach
74	Tony Barnett	OL	6-4	296	So-r	1L	Roseland, Va./Nelson County/Fork Union
91	Casey Bernard	DE	6-2	232	So-r	SQ	White Plains, Md./St. Mary's Ryken
10	Andre Bernhard	S	6-2	193	Sr.	1L	Stafford, Va./Mountain View/Christopher Newport
29	Elijah Blue	CB	6-0	180	Fr-r	RS	Norfolk, Va./Norview
37	Marvin Branch	LB	6-2	216	Jr-r	2L	Suffolk, Va./Nansemond River
5	Jamez Brickhouse	CB	5-10	176	So-r	1L	Virginia Beach, Va./Bayside
80	Darrell Brown	WR	5-9	170	So-r	1L	Hampton, Va./Bethel
46	Reed Buce	LS	6-2	235	Sr.	2L	Peoria, Ariz./Glendale CC
3	Christian Byrum	S	6-1	182	Jr-r	2L	Virginia Beach, Va./Tallwood
27	Jelani Carter	CB	6-1	190	So.	SQ	Roanoke, Va./Northside
31	Sean Carter	S	6-1	196	Jr-r	2L	Stafford, Va./Colonial Forge
96	Bailey Cate	P	6-4	196	So.	1L	Orange Park, Fla./Orange Park
63	Nick Clarke	C	6-4	287	Jr-r	2L	Mechanicsville, Va./Atlee
81	Amari Colbert	WR	6-1	195	Fr.	HS	Rarner Robins, Ga./Houston County
26	Justin Cooper	RB	5-11	205	Jr-r	1L	Chester, Va./Thomas Dale
35	Jeremy Cox	RB	5-11	208	Jr.	2L	Hope Mills, N.C./South View/Fork Union
85	Nijee Cox	TE	6-3	234	So-r	1L	Virginia Beach, Va./Salem
40	Tyler Darr	LB	6-2	220	Fr-r	RS	District Heights, Md./Suitland
28	Justice Davila	S	6-0	190	Sr.	3L	Erial, N.J./Timber Creek
41	Brad Davis	K	6-6	200	So-r	1L	Chesapeake, Va./Oscar Smith
68	A.J. Davison	OL	6-6	326	Jr-r	RS	Santa Rosa, Calif./Rancho Cotate
13	Terez Dickerson	LB	6-4	195	So-r	1L	Vinton, Va./William Byrd
21	Jonathan Duhart	WR	6-3	221	Sr.	3L	Midlothian, Va./Manchester
8	Noah Ellison	WR	6-2	190	Fr-r	RS	Sicklerville, N.J./Timber Creek
48	Estefano Feliciano	LB	6-1	220	Fr.	HS	Tampa, Fla./Gaither
19	Akim Bundu-Fitz	CB	6-1	183	So-r	SQ	Springfield, Va./Robert E. Lee
90	Miles Fox	DT	6-1	281	Jr.	2L	Lawrenceville, Ga./Collins Hill
7	Travis Fulgham	WR	6-3	214	Jr-r	1L	Ashburn, Va./Broad Run
28	Malik Fuller	RB	5-9	167	Jr-r	SQ	Nokesville, Va./Patriot/Fork Union
78	Darius Garcia	OT	6-3	304	Sr.	2L	Chesterfield, Va./Manchester/Fork Union
34	Lawrence Garner	LB	6-2	218	Fr-r	RS	Columbus, N.J./Northern Burlington
18	Jordan Glover	CB	5-11	175	Jr-r	SQ	Virginia Beach, Va./Princess Anne
38	Parrish Gordon	S	6-0	201	Fr-r	RS	Richmond, Va./Benedictine
30	Geronda Hall	CB	5-10	170	Fr.	HS	Atlanta, Ga./KIPP Atlanta Collegiate
56	Devin Hannan	OT	6-4	298	So-r	1L	Belle Vernon, Pa./Belle Vernon Area
15	Isaiah Harper	WR	5-9	168	Jr-r	2L	Chesapeake, Va./Grassfield
5	Eri'Leon Hayes	WR	6-2	215	Jr.	2L	Dillon, S.C./Dillon
97	Marcus Haynes	DE	6-4	220	Fr.	HS	Bowie, Md./Bowie/Fork Union
24	Joe Joe Headen	CB	5-10	175	Fr-r	RS	Harrisburg, Pa./Bishop McDevitt
73	Chad Hendricks	OT	6-6	294	Jr-r	2L	Blackstone, Va./Nottoway
83	Jake Herslow	WR	6-0	170	Fr-r	RS	Virginia Beach, Va./Cox
9	Lawrence Holley	CB	6-2	205	Jr-r	SQ	Harrisburg, Pa./Susquehanna Township
12	Jordan Hoy	QB	6-1	195	So.	TR	Rockwall, Texas/Rockwall-Heath/Fullerton CC
27	Gemonta Jackson	RB	5-10	186	So-r	1L	Petersburg, Va./Petersburg
48	Marcus Joyner	TE	6-2	250	Fr-r	RS	Camden, N.C./Camden County
94	Janaz Jordan	DT	6-4	290	Fr.	HS	Hampton, Va./Bethel
43	Zach Lackman	LB	6-2	220	Fr-r	RS	North Fort Myers, Fla./Dunbar
11	Blake LaRussa	QB	5-10	185	So-r	1L	Virginia Beach, Va./Bishop Sullivan
33	Ray Lawry	RB	5-10	204	Sr.	3L	Logan Township, N.J./Kingsway Regional
61	Andrew Lawson	OL	6-3	285	Fr-r	RS	Spring Grove, Pa./Spring Grove
3	Marques Little	WR	5-9	181	Sr.	3L	Williamstown, N.J./Williamstown
53	Ryan Londree	DT	6-3	260	Jr-r	1L	Charlottesville, Va./Albemarle
59	Eric Magwood	OL	6-4	275	So-r	TR	Virginia Beach, Va./Landstown/West Virginia St.
66	Jace Mallory	OL	6-4	270	Fr-r	RS	Richmond, Va./Benedictine
24	Josh Marriner	RB	5-9	195	Sr-r	1L	Chesapeake, Va./Western Branch/UConn

NO.	NAME	POS.	HT.	WT.	YR.	EXP.	HOMETOWN/HS, JC or COLLEGE
77	Manuel Matiarena	OL	6-4	305	Sr-r	1L	Los Angeles, Calif./Salesian/Pasadena CC
17	Scott McCluney	WR	6-1	160	Fr-r	RS	Gaffney, S.C./Gaffney
69	Ty-Kee McCullers	DL	6-2	260	Fr-r	RS	Virginia Beach, Va./Bayside
16	Jamshyer McUmber	DB	6-0	175	Jr-r	SQ	Bethesda, Md./Chevy Chase
54	Jeremy Meiser	DT	6-3	285	Fr.	HS	Cincinnati, Ohio/Archbishop Moeller
76	Jack Miller	OL	6-7	240	Fr.	HS	Richmond, Va./Douglas S. Freeman
6	Kane Miskel	S	6-2	182	So-r	1L	Suffolk, Va./King's Fork
65	Cameron Muller	OL	6-4	305	Fr.	HS	Columbia, S.C./Ridge View
22	Justin Noye	S	6-1	210	Jr-r	2L	Rochester, N.Y./East Rochester
2	Hasaan Patterson	WR	6-2	197	So-r	SQ	Atlanta, Ga./Westlake
20	Casey Perkins	RB	6-0	215	Fr.	HS	Smyrna, Tenn./Smyrna
36	Brent Priestester	LB	6-2	216	Fr-r	RS	Brooklyn, N.Y./Christ the King
47	Anthony Resek	LB	6-0	215	Fr-r	RS	Virginia Beach, Va./Kempsville
67	Elijah Rivers	OL	6-5	290	Fr.	HS	Chesterfield, Va./Matoaca/Fork Union
52	Juwan Ross	DT	6-2	275	Fr-r	RS	Daytona Beach, Fla./Father Lopez Catholic
44	Bunmi Rotimi	DE	6-4	277	Sr-r	3L	Alexandria, Va./West Potomac
49	Jacob Schwind	LS	6-0	216	Jr.	SQ	Warrenton, Va./Kettle Run
23	Brandon Simmons	RB	5-9	186	Sr.	3L	Virginia Beach, Va./Ocean Lakes
22	Brandon Sinclair	RB	5-10	205	Fr-r	RS	Myrtle Beach, S.C./Myrtle Beach
45	Demetrius Stitmon	LB	6-0	210	Fr-r	RS	Suffolk, Va./Nansemond River
72	T.J. Stormont	OL	6-6	324	Fr-r	RS	Statesville, N.C./Statesville
4	Kesean Strong	WR	5-10	191	Jr.	2L	Oxon Hill, Md./Potomac
57	Mufu Taiwo	OL	6-5	304	So-r	1L	Waldorf, Md./McDonough
20	Rob Thompson	S	6-1	190	Sr-r	3L	Hammonton, N.J./St. Joseph (HS)
54	Pat Toal	DT	6-4	311	Jr-r	2L	Hazlet, N.J./Raritan
84	Kevin Todd	WR	6-2	200	Fr-r	RS	Chesapeake, Va./Oscar Smith
55	Brandon Tyson	DT	6-1	337	Jr-r	1L	Midlothian, Va./Clover Hill
99	James Valle	DE	6-4	220	Fr.	HS	Burtonsville, Md./Paint Branch
1	Melvin Vaughn	TE	6-2	259	Sr-r	3L	Chesapeake, Va./Oscar Smith
2	Tim Ward	DE	6-6	244	Jr.	2L	High Point, N.C./High Point Central
55	Cameron Washington	DT	6-4	245	Fr.	HS	Virginia Beach, Va./Tallwood
71	Isaac Weaver	OL	6-6	271	Fr-r	RS	Marietta, Ga./Lassiter
41	Keion White	TE	6-4	230	Fr.	HS	Garner, N.C./Garner
95	Sam White	DE	6-3	235	Fr-r	RS	Orlando, Fla./Boone
21	Tracy White	CB	6-2	180	Fr.	HS	Hinesville, Ga./Liberty County
42	Derek Wilder	LB	6-1	243	So-r	SQ	Norfolk, Va./Maury
25	Denzel Williams	S	6-2	208	So-r	1L	Dinwiddie, Va./Dinwiddie
14	Steven Williams Jr.	QB	6-4	196	Fr.	HS	Washington, D.C./Woodrow Wilson
14	J.C. Williamson	CB	5-9	175	So-r	SQ	Portsmouth, Va./Norcom
35	Keisean Wilson	LB	6-2	230	Fr.	HS	Waldorf, Md./North Point
26	Austin Wood	S	6-3	190	Fr.	HS	Chesapeake, Va./Grassfield
6	DeAndre Woods	TE	6-3	238	Jr.	TR	Birmingham, Ala./Clay-Chalkville/Vanderbilt
7	Oshane Ximines	DE	6-3	239	Jr-r	2L	Ahoskie, N.C./Hertford County
39	Jordan Young	LB	6-3	210	Fr-r	RS	Coatesville, Pa./Coatesville*

2017 SPRING SIGNEES

NAME	POS.	HT.	WT.	YR.	HOMETOWN/HS, JC or COLLEGE
Amari Colbert	WR	6-3	195	Fr.	Warner Robins, Ga./Houston County
Estefano Feliciano	LB	6-1	220	Fr.	Tampa, Fla./Gaither
Geronda Hall	CB	5-10	167	Fr.	Atlanta, Ga./KIPP Atlanta Collegiate
Marcus Haynes	DE	6-4	220	Fr.	Bowie, Md./Bowie/Fork Union
Jordan Hoy	QB	6-1	195	So.	Rockwall, Texas/Rockwall-Heath/Fullerton
Janaz Jordan	DT	6-4	290	Fr.	Hampton, Va./Bethel
Jeremy Meiser	DT	6-3	285	Fr.	Cincinnati, Ohio/Archbishop Moeller
Jack Miller	OL	6-7	240	Fr.	Richmond, Va./Douglas S. Freeman
Cameron Muller	OL	6-4	305	Fr.	Columbia, S.C./Ridge View
Casey Perkins	RB	6-0	215	Fr.	Smyrna, Tenn./Smyrna
*Elijah Rivers	OL	6-5	290	Fr.	Chesterfield, Va./Matoaca/Fork Union
James Valle	DE	6-4	220	Fr.	Burtonsville, Md./Paint Branch
Cameron Washington	DT	6-4	245	Fr.	Virginia Beach, Va./Tallwood
Keion White	TE	6-4	230	Fr.	Garner, N.C./Garner
Tracy White	CB	6-2	180	Fr.	Hinesville, Ga./Liberty County
Steven Williams Jr.	QB	6-4	196	Fr.	Washington, D.C./Woodrow Wilson
Keisean Wilson	LB	6-2	230	Fr.	Waldorf, Md./North Point
Austin Wood	S	6-3	190	Fr.	Chesapeake, Va./Grassfield
DeAndre Woods	TE	6-3	238	Gr.	Birmingham, Ala./Clay-Chalkville/Vanderbilt

*indicates early enrollee





David Bailiff HEAD COACH

Alma Mater: Texas State '81
Record at Rice: 56-69 (.448), 11th Season
Career Record: 77-84 (.478), 14th Season
Hometown: San Antonio, Texas
Birthdate: May 26, 1958

QUICK FACTS

Location:
Houston, Texas
Founded:
1912
Enrollment:
6,623
Nickname:
Owls
Colors:
Blue and Gray
Stadium:
Rice Stadium (47,000)
President:
David W. Leebron
Faculty Athletics Representative:
Rob Griffin
Athletics Director:
Joe Karlgaard
Football Administrator:
Rick Mello
Basic Offense:
Spread
Basic Defense:
4-2-5

SPORTS INFORMATION

Assistant A.D./Sports Information:
Chuck Pool
Office Phone:
713-348-5775
Cell Phone:
832-244-6476
Fax:
713-348-6019
E-Mail:
cpool@rice.edu
Website:
www.RiceOwls.com
Press Box Phone:
713-527-0250

KEY DATES

Players Report:
July 23
Media Day:
August 3
Fall Classes Begin:
August 21



David W. Leebron,
President



Joe Karlgaard,
Athletics Director



Rick Mello,
Football Administrator



Chuck Pool, SID



David Bailiff

2017 SCHEDULE

DATE	OPPONENT	TV	TIME
Aug. 26	vs. Stanford (Sydney, Australia)	(ESPN)	9:00p
Sept. 9	✦ at UTEP		7:00p
Sept. 16	at Houston	(ESPN3)	7:00p
Sept. 23	✦ FIU		6:30p
Sept. 30	at Pittsburgh		TBA
Oct. 7	ARMY	(beIN Sports)	5:30p
Oct. 21	✦ at UTSA		TBA
Oct. 28	✦ LOUISIANA TECH		2:30p
Nov. 4	✦ at UAB		TBA
Nov. 11	✦ SOUTHERN MISS		2:30p
Nov. 18	✦ at Old Dominion	(ESPN3)	1:00p
Nov. 25	✦ NORTH TEXAS	(ESPN3)	12:00p

✦ Conference game
 Home games in ALL CAPS
 All times are Central and subject to change



Trey Martin

PRESEASON RETURNEES

LETTERMEN

Returning/Lost: 54/22

STARTERS

Offensive Returning/Lost: 5/6

Defensive Returning/Lost: 8/3

Special Teams Returning/Lost: 3/1

OFFENSE STARTERS RETURNING

LT Calvin Anderson
 LG Peter Godber
 RG Corey Klingler
 C Trey Martin
 RT Sam Pierce

DEFENSE STARTERS RETURNING

CB VJ Banks
 CB Justin Bickham (missed '16 w/injury)
 LB Emanuel Ellerbee
 DT Preston Gordon
 FS J.T. Ibe
 DE Blain Padgett
 SAF Destri White
 DE Brian Womac

SPECIALISTS RETURNING

K Hayden Tabola
 KR Austin Walter
 PR Samuel Stewart
 KO Jack Fox

KEY LOSSES

QB Tyler Stehling
 RB Darik Dillard
 WR Temi Alaka
 WR Zach Wright
 TE Connor Cella
 SLB Alex Lyons
 CB J.T. Blasingame
 SS Tabari McGaskey

2016 RESULTS (3-9, 2-6 C-USA)

S1 (Thu.)	at WKU (CBSSN)	L	14-46	0-1
S10	at Army (CBSSN)	L	14-31	0-2
S16 (Fri.)	BAYLOR (ESPN)	L	10-38	0-3
S24	at NORTH TEXAS (CUSA TV)	L	35-42 (ot)	0-4
O1	at Southern Miss	L	28-44	0-5
O15	at UTSA (beIN SPORTS)	L	13-14	0-6
O22	PRAIRIE VIEW A&M (CUSA TV)	W	65-44	1-6
O29	at LA Tech (Campus Insiders)	L	16-61	1-7
N5	at FLORIDA ATLANTIC (ESPN3)	L	25-42	1-8
N12	at Charlotte (Campus Ins.)	W	22-21	2-8
N19	at UTEP (ESPN3)	W	44-24	3-8
N26	at Stanford (Pac-12 Networks)	L	17-41	3-9

HEAD COACH DAVID BAILIFF

Alma Mater: Texas State '81

COACHING EXPERIENCE

2007- Rice, Head Coach – 56-69 (.448), 11th Season
 2004-2006 Texas State, Head Coach (21-15, .583, Three seasons)
 2001-2003 TCU, Defensive Coordinator
 1997-2000 Texas State, Defensive Coordinator/Assistant Head Coach
 1992-1997 New Mexico, Defensive Line Coach
 1988-1992 Texas State, Defensive GA/Defensive Line Coach
 1982-1984 New Braunfels H.S., Defensive Line Coach

COACHING STAFF

Assistant H.C./Special Teams/LBs: Darrell Patterson (TCU, '84)
 Offensive Coordinator/Wide Receivers: Billy Lynch (Ball State, '02)
 Defensive Coord./Cornerbacks: Brian Stewart (Northern Arizona, '95)
 Quarterbacks: Wesley Beschorner (South Dakota, '05)
 Tight Ends/Recruiting Coordinator: David Sloan (New Mexico, '95)
 Safeties: Scott Vestal (Texas A&M, '03)
 Defensive Line: Frank Okam (Texas, '08)
 Running Backs: Anthony Steward (Kansas, '12)
 Offensive Line: Ronnie Vinklarek (Texas State, '81)
 Assistant Recruiting Coord./Special Events: John Simmons (UTSA, '14)
 Head Football Trainer: TBA
 Strength and Conditioning: Ryan Tedford (Sam Houston State, '95)

FOOTBALL OFFICE

Phone: 713-348-6900

Fax: 713-348-5298

Ticket Office Phone: 713-348-OWLS



NOTING THE OWLS

- Rice will play its first game outside the United States when it opens the 2017 college football season by playing Stanford in the 2017 Sydney Cup in Sydney, Australia on August 26 (In the US, August 27 in Sydney).
- Rice is one of just two FBS teams that will face 2016 bowl teams in each of its four nonconference games this year (Army, Houston, Pittsburgh and Stanford).
- Senior **LB Emmanuel Ellerbee**, a first team All-C-USA selection, finished as the league leader in tackles per game at 10.7 and his 118 total tackles placed second in the conference. He posted seven double-digit tackle games during the season, the most by an Owl since Larry Izzo in 1995.
- Rice started the same offensive line for the last four games after a stretch of five different lineups in the first eight as well as seeing a total of eight linemen make a start last year. Over those last three games, Rice averaged 452 yards per game while winning two of three.
- In eight games after he pulled his redshirt due to injuries to the Owls' receiving corps, freshman WR Kylan Granson caught 33 passes for 381 yards and two touchdowns (27/332/2 in the last five). His 33 receptions are the most by a true freshman at Rice since James Casey had 46 in 2007.
- On the 50th anniversary of Jess Neely's final home game and final win in his Hall of Fame career, **David Bailiff** reached a milestone of his own as the Owls' 44-24 win over UTEP allowed him to move past Ken Hatfield for second on the Rice career coaching list with his 56th win.

2016 TEAM STATISTICS

Category	Rice	Opponents
First Downs	261	258
Rushes-Yards	483-2036	477-2602
Rushing Yards/Game	169.7	216.8
Passes Att./Comp./Int.	412-241-10	338-214-5
Completion Pct.	.585	.633
Passing Yards	2582	3452
Passing Yards/Game	215.2	287.7
Total Off. Plays/Yds	895-4916	815-6054
Total Offense/Game	384.8	504.5
Punts-Average	79-39.7	58-40.6
Punt Returns-Yards	19-65	20-124
Kickoff Returns-Yards	32-630	31-722
Interceptions-Yards	5-23	10-120
Fumbles-Lost	20-8	15-6
Penalties-Yards	69-566	91-800
3rd Down Conversions	67-182	62-157
3rd Down Conversion Percentage	37%	39%
4th Down Conversions	11-17	10-17
4th Down Conversion Percentage	65%	59%
Sacks By-Yards	21-122	32-201
Avg. Time of Possession	30:25	29:35

2016 INDIVIDUAL LEADERS

Rushing	Att.	Yds.	Avg.	TD	Long
Samuel Stewart	76	479	6.3	3	42
Darik Dillard	95	452	4.8	3	53
Austin Walter	68	343	5.0	4	37
TOTALS	483	2036	4.2	23	53

Passing	Comp.	Att.	Pct.	INT	Yards	TD
Tyler Stehling	194	316	.614	7	2049	12
Jackson Tyner	32	67	.478	1	318	2
TOTALS	241	412	.585	10	2582	16

Receiving	Rec	Yds.	Avg.	TD	Long
Zach Wright	38	346	9.1	1	29
Kylen Granson	33	381	11.5	2	50
Connor Cella	31	302	9.7	1	64
TOTALS	241	2582	10.7	16	64

Field Goals	Made-Att.	Pct.	Long
Hayden Tobola	7-11	.636	44
TOTALS	8-12	.667	44

Punting	No.	Yards	Avg.	In 20	Long
Jack Fox	75	3051	40.7	27	58
TOTALS	79	3135	39.7	29	58

Tackles	Solos	Ast	Total
Emmanuel Ellerbee	70	48	118
Alex Lyons	48	43	91
Destri White	41	18	59
Tabari McGaskey	36	15	51
J.T. Ibe	32	10	42
TOTALS	509	282	901

Interceptions	No.	Yds.	Avg.	TD
Destri White	1	23	23.0	1
Emmanuel Ellerbee	1	0	0.0	0
TOTALS	5	23	4.6	1

FOLLOW THE OWLS ONLINE

WEB www.RiceOwls.com

[RiceAthletics](#)
[RiceOwlsFootball](#)

[@RiceAthletics](#)
[@RiceFootball](#)

[RiceOwlsFootball](#)



2017 ROSTER

NO.	NAME	POS.	HT.	WT.	YR.	EXP.	HOMETOWN/HS, JC or COLLEGE
96	Abercrombia, Zach	DT	6-2	280	So.	RS	Dallas, Texas/Skyline
36	Adams, Myles	DL	6-2	280	So.	1L	Arlington, Texas/Mansfield Summit
15	Akunebu, Uzoma	LB	5-11	230	So.	1L	Austin, Texas/St. Stephens Episcopal
66	Anderson, Calvin	OL	6-5	285	R-Jr.	2L	Austin, Texas/Westlake
58	Baker, Shea	OL	6-3	275	Fr.	HS	Round Rock, Texas/Cedar Ridge
34	Ballard, Joe	LB	6-0	205	Sr.	2L	Manhattan, Kan./Manhattan
19	Banks, V.J.	CB	6-1	195	Sr.	3L	Bryan, Texas/Travis Bryan
86	Barnes, Chris	TE	6-1	255	R-So.		SQ The Woodlands, Texas/College Park
14	Bertrand, Christian	DB	5-11	200	Jr.	1L	Missouri City, Texas/Hightower
7	Bickham, Justin	CB	6-1	195	R-So.		SQ Pflugerville, Texas/Pflugerville
6	Boudreaux, Chris	WR	6-0	160	Fr.	HS	Beaumont, Texas/Central
82	Bull, Jaegar	TE	6-4	210	Fr.	HS	Corpus Christi, Texas/Flour Bluff
83	Cardwell, Rhett	WR	6-1	200	R-Fr.	RS	Houston, Texas/Kinkaid School
43	Carpenter, Dan	LB	6-2	225	R-Fr.	1L	Houston, Texas/Ridge Point
28	Cephus, Aaron	LB	6-4	225	R-Fr.	RS	Houston, Texas/Dekaney
22	Cimino, Lawrence	CB	5-10	180	R-Jr.	1L	Plano, Texas/Plano West
9	Clark, Jorian	CB	5-10	185	R-Jr.	2L	Mesquite, Texas/Horn
4	Corbett, Ford	SAF	5-8	185	R-Jr.	1L	Fort Worth, Texas/All Saints Episcopal
16	Cummings, Joshua	CB	5-9.5	190	R-So.		1L Murphy, Texas/Dallas Jesuit
79	Dill, Joseph	OL	6-4	330	So.	SQ	Baytown, Texas/Lee
3	Douglas, Brandon	CB	5-9.5	190	Jr.	2L	Hutto, Texas/Hutto
33	Ekpe, Anthony	LB	6-0	225	R-Fr.	RS	Pflugerville, Texas/Hendrickson
25	Ellerbe, Nahshon	RB	5-9	205	R-So.		1L Frisco, Texas/Trinity Christian Academy
58	Ellerbee, Emmanuel	LB	6-1	235	Sr.	3L	Houston, Texas/Strake Jesuit
12	Ellis, D Angelo	DB	5-11	165	So.	1L	Houston, Texas/Cy Ridge
53	Elms, Cole	OL	6-2	270	R-So.		1L College Station, Texas/Brazos Christian
33	Esukpa, Emmanuel	RB	5-11	230	R-So.		1L Grand Prairie, Texas/Mansfield
2	Fox, Jack	K	6-1.5	215	Jr.	2L	St. Louis, Mo./Ladue Horton Watkins
65	Frankovsky, Frank	OL	6-6	260	R-Fr.	RS	Round Rock, Texas/Westwood
4	Sam Glaesmann	QB	6-3	210	Fr.	RS	Waco, Texas/Midway
51	Godber, Peter	OL	6-3	300	R-Sr.	3L	Toronto, Ontario/St. Andrew's
99	Gordon, Preston	DT	6-1	280	R-Jr.	2L	McKinney, Texas/Frisco Heritage
46	Grammer, Garrett	LB	6-1	215	Fr.	HS	Rosenberg, Texas/Richmond Foster
15	Granato, J.T.	QB	6-3.5	220	R-So.		1L Houston, Texas/Kinkaid
18	Granson, Kyleen	WR	6-3	220	So.	1L	Austin, Texas/Westlake
49	Green, D.J.	LB	6-2	235	R-So.		1L Mesquite, Texas/Horn
74	Greene, Jack	OL	6-4	345	R-Fr.	RS	Missouri City, Texas/Ridge Point
93	Hanusa, Parker	DL	6-4	260	R-Jr.	1L	Austin, Texas/Westwood
25	Harrison, Will	K	5-11	175	Fr.	HS	Westfield, Ind./Westfield
9	Hudak, Jesse	WR	5-10	170	R-Jr.	SQ	Pearland, Texas/Dawson
17	Ibe, J.T.	SAF	6-0	200	R-Jr.	2L	Mansfield, Texas/Mansfield
42	James, Dylan	LB	6-4	215	R-Fr.	RS	San Antonio, Texas/Johnson
81	Johnson, Cameron	WR	6-1	185	R-So.		1L Spring, Texas/Klein Collins
56	Klingler, Cory	OL	6-4	305	R-Jr.	2L	Alvin, Texas/New Caney
84	Long, Trevor	WR	6-5	240	R-Jr.	2L	East Bernard, Texas/East Bernard
68	MacKellar, Gregor	OL	6-5	350	Fr.	HS	Timberlea, Nova Scotia/St. Andrew's
39	Malcomb, Clayton	DS	6-0	220	R-Jr.	1L	Tomball, Texas/Concordia Lutheran
54	Martin, Trey	OL	6-2	300	R-Sr.	3L	El Campo, Texas/El Campo
36	Maticcik, Paine	DL	5-8	230	R-Sr.	1L	McKinney, Texas/Boyd
60	Mokry, Crockett	OL	6-4	290	R-So.		1L McCoy, Texas/Pleasanton
8	Montgomery, Cameron	WR	5-7	155	Fr.	HS	Stafford, Texas/Stafford

NO.	NAME	POS.	HT.	WT.	YR.	EXP.	HOMETOWN/HS, JC or COLLEGE
59	Morris, Matt	LB	6-1	220	R-So.		1L Boerne, Texas/Champion
31	Nwakamma, Martin	SAF	6-1	210	R-Jr.	2L	Leander, Texas/Leander
20	Nyakwol, Georg	DB	6-2	180	Fr.	HS	Houston, Texas/Alief Eisenhower
10	Orji, Kenneth	DE	6-2	215	Fr.	HS	Missouri City, Texas/Elkins
77	Osuji, Uzoma	OL	6-6	280	R-Fr.	RS	Coppell, Texas/Coppell
90	Padgett, Blain	DE	6-5	250	Jr.	2L	Sour Lake, Texas/Hardin Jefferson
63	Peterson, Brandt	OL	6-7	250	Fr.	HS	Austin, Texas/Hyde Park Baptist
55	Phan, Jae	DE	6-2	220	R-Jr.	1L	Missouri City, Texas/Ridge Point
35	Phillips, Will	DL	6-4	250	R-Fr.	RS	Franklin, Texas/Franklin
76	Pierce, Sam	OL	6-6	300	R-Jr.	2L	Cypress, Texas/St. Pius X
30	Rahman, Josh	DE	6-0	215	R-Sr.	2L	Missouri City, Texas/Ft. Bend Austin
23	Richardson, Isaiah	DB	6-1	195	Fr.	HS	Richmond, Texas/Foster
29	Robert, Houston	SAF	6-0	185	R-So.		1L Baton Rouge, La./Parkview Baptist
41	Royall, Randall	LB	6-2	220	Fr.	HS	Houston, Texas/Stratford
80	Sanchez, Jonathan	TE	6-6	225	Fr.	HS	McAllen, Texas/Memorial
94	Schantz, Graysen	DE	6-3	230	R-Sr.	2L	Hickory Creek/Lake Dallas
53	Schuman, Trey	DL	6-3	280	Fr.	HS	Burleson, Texas/Burleson
3	Smalls, Miklo	QB	6-2	195	Fr.	HS	Plano, Texas/East
50	Smith, Corbin	OL	6-4	320	Fr.	HS	Port Neches, Texas/Nederland
11	Smith, Parker	WR	6-2	210	R-Jr.	2L	Richmond, Texas/Travis
45	Stewart, Samuel	RB	5-9	205	R-Jr.	2L	Cypress, Texas/Cy Woods
75	Terrill, Matt	OL	6-6.5	305	R-So.		1L Austin, Texas/Hyde Park
28	Thomas, Cole	SAF	6-1	200	R-Sr.	3L	Katy, Texas/Cinco Ranch
91	Thompson, Carl	DT	6-3	310	Jr.	2L	Denton, Texas/Guyer
70	Thompson, Kenneth	OL	6-4	320	R-Sr.	2L	Houston, Texas/Langham Creek
18	Thornton, Tyrae	DB	6-0	175	Fr.	HS	Houston, Texas/Cy Ridge
18	Tobola, Hayden	K	6-1	190	Jr.	2L	West, Texas/West
10	Trammell, Austin	WR	5-11	170	Fr.	HS	Spring, Texas/Klein
14	Tyner, Jackson	QB	6-5	245	R-So.		1L Edgewood, Texas/Edgewood
21	Uretsky, Nick	LB	6-0	240	R-Sr.	3L	San Antonio, Texas/Alamo Heights
1	Walter, Aston	WR	5-8	210	R-Jr.	2L	Crosby, Texas/Crosby
2	Walter, Austin	RB	5-8	200	R-Jr.	2L	Crosby, Texas/Crosby
88	Wells III, Robby	TE	6-6	260	R-Sr.	3L	Katy, Texas/Taylor
13	Collin Whitaker	DB	5-10	195	R-Fr.	RS	Plano, Texas/Prestonwood Christian
6	White, Destri	SAF	6-0	215	Sr.	3L	Mesquite, Texas/Horn
95	Wilkins, Roe	DT	6-3	265	R-So.		1L Sour Lake, Texas/Hardin Jefferson
47	Williams, Austin	TE	6-2	230	Jr.	SQ	Austin, Texas/Lake Travis
44	Womac, Brian	DE	6-2	250	R-Sr.	2L	Houston, Texas/Memorial
40	Wright, Brady	DE	6-3	250	R-Jr.	2L	Cypress, Texas/Cy Fair
5	Wright, Lance	WR	6-3	205	R-Jr.	2L	Fairbanks, Alaska/North Pole

2017 SPRING SIGNEES

NAME	POS.	HT.	WT.	YR.	HOMETOWN/HS, JC or COLLEGE
Shea Baker	OL	6-3	275	Fr.	Round Rock, Texas/Cedar Ridge
Christopher Boudreaux	WR	6-0	160	Fr.	Beaumont, Texas/Central
Jaeger Bull	TE	6-4	210	Fr.	Corpus Christi, Texas/Flour Bluff
Garrett Grammer	LB	6-1	215	Fr.	Rosenberg, Texas/Richmond Foster
Will Harrison	K	5-11	175	Fr.	Westfield, Ind./Westfield
Gregor MacKellar	OL	6-4	350	Fr.	Timberlea, Nova Scotia/St. Andrews
Cameron Montgomery	WR	5-7	155	Fr.	Stafford, Texas/Stafford
George Nyakwol	DB	6-1	180	Fr.	Houston, Texas/Aldine Eisenhower
Kenneth Orji	LB	6-2	215	Fr.	Missouri City, Texas/Elkins
Brandt Peterson	OL	6-7	250	Fr.	Austin, Texas/Hyde Park Baptist
Isaiah Richardson	DB	6-1	195	Fr.	Richmond, Texas/Foster
Randall Royall	LB	6-2	220	Fr.	Houston, Texas/Stratford
Trey Schuman	DL	6-3	280	Fr.	Burleson, Texas/Burleson
Miklo Smalls	QB	6-2	195	Fr.	Plano, Texas/East
Corbin Smith	OL	6-4	320	Fr.	Port Neches, Texas/Nederland
Tyrae Thornton	DB	6-0	175	Fr.	Houston, Texas/Cy Ridge
Austin Trammell	WR	5-11	170	Fr.	Spring, Texas/Klein



SOUTHERN MISS

GOLDEN EAGLES



Jay Hopson HEAD COACH

Alma Mater: Mississippi '92
Record at Southern Miss: 7-6 (.538), Second Season
Career Record: 39-23 (.629), Sixth Season
Hometown: Vicksburg, Miss.
Birthdate: October 13, 1968

QUICK FACTS

Location:
Hattiesburg, Miss.
Founded:
1910
Enrollment:
14,554
Nickname:
Golden Eagles
Colors:
Black and Gold
Stadium:
Carlisle-Faulkner Field at
M.M. Roberts Stadium (36,000)
President:
Dr. Rodney Bennett
Faculty Athletics Representative:
Dr. Dennis Phillips
Athletics Director:
Jon Gilbert
Football Administrator:
Daniel Feig
Basic Offense:
Spread
Basic Defense:
4-3

SPORTS INFORMATION

Assistant AD/Football Contact:
Jack Duggan
Office Phone:
601/266-4503
Cell Phone:
601/596-5637
Fax:
601/266-4507
E-Mail:
jack.duggan@usm.edu
Website:
www.SouthernMiss.com
Press Box Phone:
601/266-5523

KEY DATES

Players Report:
July 24
Media Day:
August 12
Fall Classes Begin:
August 16



Dr. Rodney Bennett,
President



Jon Gilbert,
Athletics Director



Daniel Feig,
Football Administrator



Jack Duggan, SID



Jay Hopson

2017 SCHEDULE

DATE	OPPONENT	TV	TIME
Sept. 2	KENTUCKY	(CBSNN)	3:00p
Sept. 9	SOUTHERN	(Stadium)	6:00p
Sept. 16	at Louisiana-Monroe	(ESPN3)	6:00p
Sept. 30	✦ NORTH TEXAS		6:00p
Oct. 7	✦ at UTSA		TBA
Oct. 14	✦ UTEP	(Stadium)	6:00p
Oct. 21	✦ at Louisiana Tech	(Stadium)	6:00p
Oct. 28	✦ UAB		6:00p
Nov. 4	at Tennessee		TBA
Nov. 11	✦ at Rice		2:30p
Nov. 18	✦ CHARLOTTE		2:00p
Nov. 25	✦ at Marshall	(Stadium)	1:30p

✦ Conference game
 Home games in ALL CAPS
 All times are Central and subject to change



SOUTHERN MISS



Allenzae Staggers

PRESEASON RETURNEES

LETTERMEN

Returning/Lost: 40/20

STARTERS

Offensive Returning/Lost: 6/5

Defensive Returning/Lost: 5/6

Special Teams Returning/Lost: 3/1

OFFENSIVE STARTERS RETURNING

RB Ito Smith
 RG Devin Fariior
 RT Ty Pollard
 WR Allenzae Staggers
 WR Isaiah Jones
 TE Julian Allen

DEFENSE STARTERS RETURNING

DE Xavier Thigpen
 DE Darian Yancey
 CB Cornell Armstrong
 S Picasso Nelson, Jr.
 BC Curtis Mikell

SPECIALISTS RETURNING

K Parker Shaunfield
 PR Tez Parks
 KR Allenzae Staggers

KEY LOSSES

QB Nick Mullens
 WR D.J. Thompson
 LG Brandon Farmer
 C Cameron Tom
 RG Oliver Bates
 DE Dylan Bradley
 LB C.J. Perry
 LB Elijah Parker
 R Devonta Foster
 S D'Nerius Antoine
 P Tyler Sarrazin

2016 RESULTS (7-6, 4-4 C-USA)

S3	at Kentucky (ESPNU)	W	44-35	1-0
S10	SAVANNAH STATE	W	56-0	2-0
S17	TROY (beIN SPORTS)	L	31-37	2-1
S24	✦ at UTEP (Campus Insiders)	W	34-7	3-1
O1	✦ RICE	W	44-28	4-1
O8	✦ at UTSA (ASN)	L	32-55	4-2
O15	at (25) LSU (SEC Network)	L	10-45	4-3
O29	✦ MARSHALL (ASN)	W	24-14	5-3
N5	✦ CHARLOTTE (ASN)	L	27-38	5-4
N12	✦ at Old Dominion (ASN)	L	35-51	5-5
N19	✦ at North Texas (beIN SPORTS)	L	23-29	5-6
N25 (Fri.)	✦ LA TECH (ESPNews)	W	39-24	6-6
D24	vs. Louisiana-Lafayette (ESPN)	W	28-21	7-6

R+L Carriers New Orleans Bowl

HEAD COACH JAY HOPSON

Alma Mater: Mississippi, '92

COACHING EXPERIENCE

2016- Southern Miss Head Coach - 7-6 (.538), Second Season
 2012-15 Alcorn State, Head Coach - 32-17 (.653) Four seasons
 2010-11 Memphis, Defensive Coordinator
 2008-09 Michigan, Linebackers Coach
 2006-07 Southern Miss, Defensive Coordinator / Middle Linebackers
 2005 Southern Miss, Defensive Coordinator / Defensive Backs
 2004 Ole Miss, Defensive Backs
 2001-03 Southern Miss, Defensive Backs
 1996-00 Marshall, Defensive Backs
 1995 Florida, Graduate Assistant / Offensive Scout Team / Special Teams
 1994 LSU, Graduate Assistant / Defensive Backs / Offensive Scout Team
 1993 Delta State, Defensive Backs
 1992 Tulane, Graduate Assistant / Offensive Scout Team / Special Teams

COACHING STAFF

Asst. Head Coach/Safeties: Tim Billings (SE Okla. St, '80)
 Offensive Coordinator/Quarterbacks: Shannon Dawson (Wingate, '01)
 Defensive Coordinator/Inside LBs: Tony Pecoraro (Florida State, '03)
 Inside Wide Receivers/Tight Ends: Scotty Walden (Sul Ross State, '12)
 Cornerbacks: Dan Disch (Florida State, '81)
 Offensive Line: Erik Losey (WKU, '06)
 Defensive Line: Derek Nicholson (Florida State, '08)
 Running Backs: Lytrel Pollard (Southern Miss, '98)
 Outside Wide Receivers: Desmond Lindsey (West Alabama, '04)
 Executive to the Head Coach: Paul Gonnella (Salem State, '99)
 Director of Player Personnel: Wes Turner (Georgia Southern, '06)

FOOTBALL OFFICE

Phone: 601-266-4567

Fax: 601-266-6597

Ticket Office Phone: 800-844-TICK



NOTING THE GOLDEN EAGLES

- Playing in a bowl game for the 20th time in the last 23 years, the Golden Eagles defeated Louisiana-Lafayette in the 2016 R+L Carriers New Orleans Bowl, 28-21.
- Senior **RB Ito Smith** went over the 100-yard mark a league-high eight times last season (16 in his career) and finished ranked fourth in the conference averaging 112.2 yards per game. He scored 19 touchdowns (17 rushing) on the season. Smith caught 43 passes for 459 yards to finish sixth in the league for all-purpose yards (147.5 per game). He is just the fourth Golden Eagle to rush for more than 1,000 yards in multiple seasons.
- Junior **WR Allenzae Stagers** topped the team with 63 catches, 1,165 yards, 18.5 yards per catch and seven touchdowns in 2016. He owns two of the five all-time 200-yard receiving games in Southern Miss history, including a performance against Rice where he caught six passes for a program-record 292 yards and three touchdowns. He was named MVP of last year's R+L Carriers New Orleans Bowl victory after setting bowl records for receptions (11) and receiving yards (230), while scoring once. He had 202 of those yards in the first half.
- Sophomore **QB Keon Howard** made his first career start in his first action as a Golden Eagle at Old Dominion during the team's 10th game of the season. He was just the sixth true freshman to ever start at the position in the school's history. Howard posted 98 rushing yards, the most ever by a Golden Eagle freshman playing in their first game.

2016 TEAM STATISTICS

Category	Southern Miss	Opponents
First Downs	307	193
Rushes-Yards	544-2269	427-1949
Rushing Yards/Game	174.5	149.9
Passes Att./Comp./Int.	478-285-16	312-170-10
Completion Pct.	.596	.545
Passing Yards	3877	2274
Passing Yards/Game	298.2	174.9
Total Off. Plays/Yds	1022-6146	739-4332
Total Offense/Game	472.8	324.8
Punts-Average	55-44.2	87-43.2
Punt Returns-Yards	27-252	17-104
Kickoff Returns-Yards	54-959	51-1140
Interceptions-Yards	10-180	16-157
Fumbles-Lost	28-16	15-5
Penalties-Yards	97-839	86-780
3rd Down Conversions	83-203	37-154
3rd Down Conversion Percentage	41%	24%
4th Down Conversions	22-35	5-12
4th Down Conversion Percentage	63%	42%
Sacks By-Yards	34-242	29-219
Avg. Time of Possession	33:27	26:33

2016 INDIVIDUAL LEADERS

Rushing	Att.	Yds.	Avg.	TD	Long
Ito Smith	265	1459	5.5	17	86
George Payne	103	496	4.8	2	25
Tez Parks	34	155	4.6	0	17
TOTALS	544	2269	4.2	26	86

Passing	Comp.	Att.	Pct.	INT	Yards	TD
Nick Mullens	243	384	.633	11	3272	24
Keon Howard	22	50	.440	4	365	1
TOTALS	285	478	.596	16	3877	26

Receiving	Rec	Yds.	Avg.	TD	Long
Allenzae Stagers	63	1165	18.5	7	93
D.J. Thompson	47	510	10.9	6	35
Ito Smith	43	459	10.7	2	54
TOTALS	285	3877	13.6	26	93

Field Goals	Made-Att.	Pct.	Long
Parker Shaunfield	12-14	.857	49
TOTALS	15-18	.833	49

Punting	No.	Yards	Avg.	In 20	Long
Tyler Sarrazin	54	2431	45.0	15	61
TOTALS	55	2431	44.9	15	61

Tackles	Solos	Ast	Total
De'Nerius Antoine	53	33	86
Dylan Bradley	33	31	64
Picasso Nelson	22	26	48
Cornell Armstrong	35	12	47
Devonta Foster	29	15	44
TOTALS	442	286	728

Interceptions	No.	Yds.	Avg.	TD
Curtis Mikell	2	100	50.0	1
Devonta Foster	2	65	32.5	1
TOTALS	10	180	18.0	2

FOLLOW THE GOLDEN EAGLES ONLINE

WEB www.SouthernMiss.com

f [SouthernMissFootball](https://www.facebook.com/SouthernMissFootball)

t [@USMGoldenEagles](https://twitter.com/USMGoldenEagles)
[@SouthernMissFB](https://twitter.com/SouthernMissFB)

YouTube [SouthernMissSports](https://www.youtube.com/SouthernMissSports)

i [@SouthernMissAthletics](https://www.instagram.com/SouthernMissAthletics)



SOUTHERN MISS

2017 ROSTER

NO.	NAME	POS.	HT.	WT.	YR.	EXP.	HOMETOWN/HS, JC or COLLEGE
25	Justin Abston	DB	5-11	183	R-Sr.	4L	Mobile, Ala./Davidson
50	Woodlyson Alcuis	OL	6-4	313	Fr.	HS	Miami, Fla./N. Miami Beach
11	Julian Allen	TE	6-4	230	R-Sr.	1L	Sewell, N.J./Lackawanna College
7	Jomez Applewhite	DB	5-11	181	R-Sr.	3L	Bassfield, Miss./Bassfield
3	Cornell Armstrong	DB	6-0	185	Sr.	3L	Bassfield, Miss./Bassfield
58	Grey Best	OL	6-2	280	R--Fr.	RS	Hoover, Ala./Spain Park
73	Cru Birdyshaw	OL	6-6	291	R-Fr.	RS	Jasper, Ala./Walker
51	Cody Block	DS	6-0	206	R-Sr.	2L	Glendale, Ariz./Glendale CC
41	Racheem Boothe	LB	6-0	230	R-Fr.	RS	Bassfield, Miss./Bassfield
98	Brock Byrd	WR	5-8	172	Fr.	HS	Long Beach, Miss./Long Beach
2	Trae Collins	DB	5-10	180	R-Sr.	3L	Columbus, Miss./New Hope
90	Rod Crayton	DL	6-0	284	R-Sr.	3L	Dadeville, Ala./Dadeville
54	Maurice Crumpton	LB	6-1	215	R--Fr.	TR	Orrville, Ala./Stillman College
5	Walden Davis	DB	6-0	201	R-Jr.	2L	Decatur, Ga./Peachtree Ridge
8	JonTe Demby	DB	5-9	155	Fr.	HS	Port Gibson, Miss./Port Gibson
45	Derrick Dixon	DL	6-3	262	R-Sr.	1L	Lancaster, Pa./Lackawanna College
79	Drake Dorbeck	OL	6-6	293	R-So.	1L	Vicksburg, Miss./Saint Aloysius
6	Kelsey Douglas	DB	5-11	190	R-Sr.	3L	Missouri City, Texas/Hightower
93	Zac Everett	P	6-1	186	R-Fr.	RS	Saraland, Ala./Saraland
49	Allen Fails, Jr.	OLB	6-2	216	Sr.	SQ	Hattiesburg, Miss./East Central CC
78	Devin Farrior	OL	6-4	308	R-Sr.	3L	Waynesboro, Miss./Wayne County
63	Arvin Fletcher	OL	6-2	302	R-Fr.	RS	Madison, Miss./Germantown
7	Kwadra Griggs	QB	6-4	216	R-Jr.	RS	Greenwood, Miss./Itawamba CC
91	Gavin Greene	OLB	6-1	247	R-Fr.	RS	Niceville, Fla./Niceville
13	Willie Green	QB	6-1	215	Fr.	HS	Columbia, S.C./Palmetto Prep
64	Simon Griffith	DS	6-0	224	R-Fr.	RS	Culver, Ind./Culver Military Academy
29	Ernest Gunn	DB	6-1	188	R-So.	1L	Selma, Ala./Selma
31	Andre Hale II	RB	5-10	194	R-Fr.	RS	Orlando, Fla./Lake Nona
74	Jerry Harris	OL	6-3	291	R-Sr.	3L	Hueytown, Ala./Hueytown
43	LaDarius Harris	DL	6-2	259	Jr.	2L	Pinson, Ala./Clay-Chalkville
96	Parker Holland	K	6-2	177	Fr.	HS	Gadsden, Ala./Gadsden City
42	Seth Holloway	LB	5-11	228	Fr.	HS	Hattiesburg, Miss./Presbyterian Christian
1	Tyre'oune Holmes	WR	5-11	165	R-Sr.	3L	Tylertown, Miss./Tylertown
2	Keon Howard	QB	6-0	226	So.	1L	Laurel, Miss./Laurel
72	Jacob Johnson	OL	6-5	313	R-Fr.	RS	Spanish Fort, Ala./Spanish Fort
88	Isaiah Jones	WR	6-4	202	Sr.	1L	Milton, Fla./East Mississippi CC
59	Austin Keel	DS	5-9	199	R-Jr.	SQ	Gulfport, Miss./D'iberville
24	Darius Kennedy	DB	6-2	213	Jr.	TR	Moss Point, Miss./Miss. Gulf Coast CC
23	Colin Kilcrease	RB	6-0	205	R-Jr.	2L	Whitesboro, Texas/Whitesboro
29	Marshall Kranz	TE	6-4	225	Jr.	SQ	Richland, Miss./Pearl River CC
23	Taran Lambert	DB	6-0	177	Fr.	HS	Burlington, Wash./Memphis
17	Delmond Landry	DL	6-4	305	Jr.	TR	Donaldsonville, La./SW Mississippi CC
53	Trey Lingold	LB	5-9	215	R-Fr.	RS	Florence, Miss./Florence
1	Xavier Marion	DB	6-1	209	R-Jr.	2L	Ridgeland, Miss./Ridgeland
14	Demetrius Market	DB	5-8	171	So.	1L	Batesville, Miss./South Panola
33	T.J. McGinnis	WR	6-2	202	R-Fr.	RS	Sandhill, Miss./Pisgah
60	Hayden McMahan	OL	6-5	269	R-Jr.	SQ	Wilmer, Ala./Faith Academy
19	Curtis Mikell	DB	5-9	170	Sr.	3L	Bassfield, Miss./Bassfield
84	John Milam	K	6-0	175	Fr.	HS	Ridgeland, Miss./Ridgeland
62	Collin Mills	LS	6-0	244	R-Jr.	SQ	Citra, Fla./UCF
80	Jordan Mitchell	WR	6-3	207	Jr.	1L	Hattiesburg, Miss./Oak Grove
21	Rachuan Mitchell	DB	5-10	166	R-Fr.	RS	Jacksonville, Fla./University Christian School
18	Tarvarius Moore	DB	6-1	193	Sr.	1L	Quitman, Miss./Pearl River CC
13	Picasso Nelson Jr.	DB	5-10	193	Sr.	3L	Mendenhall, Miss./Oak Grove
85	Ben Olinger	WR	5-8	170	R-Sr.	SQ	Hoover, Ala./Jacksonville State
34	Evan Osborne	OLB	6-5	206	R-Sr.	3L	Pearl, Miss./Pearl
8	Tez Parks	RB	6-1	208	R-Jr.	2L	LaGrange, Ga./Callaway
36	D'Saveon Patrick	LB	6-2	216	R-So.	SQ	Forest, Miss./Scott Central
24	George Payne	RB	6-1	205	R-Sr.	3L	Mobile, Ala./St. Luke's Episcopal
76	Ty Pollard	OL	6-7	314	R-So.	1L	Hattiesburg, Miss./Oak Grove
89	William Potosky III	TE	6-5	240	R-So.	SQ	Hudson, Fla./Bishop McLaughlin Catholic
81	Reid Rials	WR	6-1	193	R-So.	1L	Satsuma, Ala./Satsuma

NO.	NAME	POS.	HT.	WT.	YR.	EXP.	HOMETOWN/HS, JC or COLLEGE
6	Marquise Ricard	WR	6-2	192	R-Sr.	3L	Baton Rouge, La./Southern Lab
66	Wyatt Richthofen	OL	6-4	296	R-Fr.	RS	New Iberia, La./Catholic
9	Draper Riley	DL	6-4	304	R-Sr.	3L	Harvey, La./West Jefferson
18	Korey Robertson	WR	6-2	215	R-Jr.	2L	Greenwood, Miss./Greenwood
37	Sherrad Ruff	LB	5-10	216	Sr.	2L	Cordele, Ga./Coffeyville CC
14	Tyler Russell	QB	6-1	189	R-Fr.	RS	Niceville, Fla./Niceville
26	Jeremy Sangster	LB	6-0	231	R-Jr.	2L	Louisville, Miss./Louisville
77	Justus Satterfield	OL	6-2	282	So.	TR	Toledo, Ohio/Coffeyville (Kan.) CC
30	Paxton Schrimsher	LB	6-3	231	R-So.	1L	Athens, Ala./Athens
94	Carter Sims	TE	6-4	247	So.	SQ	Oneonta, Ala./Oneonta
55	Demarrio Smith	DL	6-2	265	So.	SQ	Canton, Miss./Canton
25	Ito Smith	RB	5-9	193	Sr.	3L	Mobile, Ala./McGill-Toolen Catholic
30	Raymond Smith, Jr.	RB	5-8	178	R-So.	SQ	Pensacola, Fla./Peru State
57	Cedrick Snow	LB	6-0	219	Jr.	TR	Decatur, Miss./East Central CC
48	Isaiah Spencer	LB	6-2	221	R-So.	SQ	Hattiesburg, Miss./Oak Grove
15	Allenzae Staggers	WR	6-2	169	Sr.	1L	Woodville, Miss./East Mississippi CC
69	Morgan Stansell	LS	5-11	195	Jr.	TR	Hattiesburg, Miss./East Mississippi CC
52	Tyler Stutzman	OL	6-6	275	R-Sr.	SQ	Smithdale, Miss./SW Mississippi CC
82	Trevor Terry	WR	6-1	188	So.	TR	Long Beach, Miss./Jones County JC
32	Xavier Thigpen	DL	6-7	232	R-Sr.	3L	Hebron, Miss./West Jones
61	Jacob Tran	LS	5-11	251	Sr.	SQ	Hattiesburg, Miss./Pearl River CC
99	Jacques Turner	DL	6-2	243	R-Fr.	RS	D'iberville, Miss./D'iberville
22	Jay'Shawn Washington	TE	6-1	247	R-Jr.	2L	Marrero, La./John Ehret
16	Quez Watkins	WR	6-0	177	R-Fr.	RS	Athens, Ala./Athens
83	Chase Whitehead	WR	5-9	165	R-Jr.	1L	Fort Walton Beach, Fla./USF
89	Joshua Wilkerson	WR	6-2	186	Jr.	SQ	Natchez, Miss./Cathedral
27	Kevin Williams Jr.	DB	6-0	191	R-Sr.	3L	Frisco, Texas/Wakeland
22	Darian Yancey	OLB	6-3	247	R-Jr.	2L	Auburn, Ala./Auburn

2017 SPRING SIGNEES

NAME	POS.	HT.	WT.	YR.	HOMETOWN/HS, JC or COLLEGE
Jaylond Adams	WR	5-10	180	Fr.	Adamsville, Ala./Minor
Woodlyson Alcuis	OL	6-4	309	Fr.	Miami, Fla./N. Miami Beach
Steven Anderson	QB	6-2	242	Fr.	Live Oak, Fla./Suwannee
Tyler Barnes	DB	5-10	185	Fr.	D'iberville, Miss./D'iberville
Briggs Bourgeois	PK	6-0	182	Fr.	St. Amant, La./St. Amant
Travion Clayton	OL	6-2	318	Fr.	Macclenny, Fla./Baker County
Andrew Cole	DL	6-3	311	Fr.	Somerville, Tenn./Fayette Ware
Emanuel Dabney	DB	5-11	163	Fr.	Jackson, Miss./Callaway
WyDale Flott	DB	6-0	175	Fr.	Saraland, Ala./Saraland
Bubba Fludd	ATH	5-8	170	Fr.	Okeechobee, Fla./Okeechobee
Bryce Foxworth	OL	6-3	312	Fr.	Pinellas Park, Fla./Boca Ciega
Paul Gainer	OL	6-3	275	Fr.	Gautier, Miss./Gautier
Freddie Hartz	LB	6-1	237	Fr.	Morton, Miss./Morton
Tyler Jack	DB	5-9	172	Jr.	Lucedale, Miss./Pearl River CC
Tim Jones	WR	6-1	199	Fr.	Biloxi, Miss./Biloxi
*Delmond Landry	DL	6-3	308	Jr.	Donaldsonville, La./Southwest Miss. CC
Santrell Latham	LB	6-2	200	Fr.	Meridian, Miss./Meridian
Darius Maberry	RB	5-9	188	Fr.	Bolton, Miss./Clinton
Kris Reed	DB	5-10	173	Fr.	Tallahassee, Fla./Chiles
Marcelo Rodriguez	QB	6-2	192	Fr.	Miami, Fla./Christopher Columbus
Justus Satterfield	OL	6-1	290	So.	Toledo, Ohio/Coffeyville (Kan.) CC
Shannon Showers	DB	5-11	160	Fr.	Fort White, Fla./Fort White
Tahj Sykes	DL	6-2	269	Fr.	Columbus, Miss./Columbus
Jimmie Terry	OL	6-3	330	Jr.	Madison, Miss./Tyler JC
*Trevor Terry	WR	6-0	186	So.	Gulfport, Miss./Jones JC

*indicates early enrollee





Bill Clark HEAD COACH

Alma Mater: Jacksonville State '90
Record at UAB: 6-6 (.500) Second Season
Career Record: 17-10 (.629) Third Season
Hometown: Anniston, Alabama
Birthdate: June 28, 1968

QUICK FACTS

Location:
Birmingham, Ala.
Founded:
1969
Enrollment:
19,535
Nickname:
Blazers
Colors:
Forest Green and Old Gold
Stadium:
Legion Field (72,000)
President:
Dr. Ray L. Watts
Athletics Director:
Mark Ingram
Football Administrator:
TBD
Basic Offense:
Multiple
Basic Defense:
4-3

SPORTS INFORMATION

Associate A.D./Football Contact:
Ted Feeley
Office Phone:
205-934-0730
Cell Phone:
205-704-4147
E-Mail:
tfeeley@uab.edu
Website:
www.uabsports.com
Football Office Phone:
205-975-9536

KEY DATES

Players Report:
July 30
Media Day:
July 30
Fall Classes Begin:
August 28



Dr. Ray L. Watts,
President



Mark Ingram,
Athletics Director



Ted Feeley,
Football Contact



Bill Clark

2017 SCHEDULE

DATE	OPPONENT	TV	TIME
Sept. 2	ALABAMA A&M	(Stadium)	2:30p
Sept. 9	at Ball State	(ESPN3)	2:00p
Sept. 16	COASTAL CAROLINA		TBA
Sept. 23	✦ at North Texas	(beIN Sports)	5:30p
Oct. 7	✦ LOUISIANA TECH		TBA
Oct. 14	✦ MIDDLE TENNESSEE	(beIN Sports)	5:30p
Oct. 21	✦ at Charlotte	(beIN Sports)	5:30p
Oct. 28	✦ at Southern Miss		6:00p
Nov. 4	✦ RICE		TBA
Nov. 11	✦ at UTSA		TBA
Nov. 18	at Florida		TBA
Nov. 25	✦ UTEP		TBA

✦ Conference game
 Home games in ALL CAPS
 All times are Central and subject to change



Collin Lisa



FOLLOW THE BLAZERS ONLINE

WEB www.uabsports.com

f UAB.Blazers

Twitter @UAB_FB
@UAB_Athletics

YouTube UAB Athletics

Instagram @UAB_FBI

NOTING THE BLAZERS

- The UAB Football team returns to the field in 2017 after a two-year absence. The Blazers missed the 2015 and 2016 seasons but are back as full NCAA Division I FBS and Conference USA members. From the time the program was eliminated to now, UAB and the city of Birmingham has raised over \$43 million for the reinstatement of its football program.
- UAB's new Football Operations Center and Legacy Pavilion is scheduled to be completed by the start of the 2017 season. Construction began on the \$22 million practice facility last September, which includes an open-air pavilion covering the turf practice field, making UAB a pioneer in this architectural design. Included in this was a \$4.2 million sponsorship and naming agreement with Legacy Community Federal Credit Union – the largest of its kind in UAB Athletics history.
- Head coach **Bill Clark** will lead the Blazers out of the tunnel for their return to the football field on September 2, 2017 against Alabama A&M, just as he did in UAB's last game, a 45-24 victory at Southern Miss on November 29, 2014. In Clark's first season as head coach of the Blazers in 2014, he turned around a program that was 2-10 the year before into a team that finished 6-6 and earned bowl eligibility for the first time since 2004.
- In 2016, the Blazers went through a full fall training camp which culminated in the first of two Green and Gold scrimmages on August 29 at the UAB soccer field in front of 5,000 fans. UAB practiced three times a week throughout the season and played its second scrimmage on October 20.
- The Blazers returned to the field as a full group for its spring game on April 1, drawing 8,000 fans. The game was shown on ESPN3.

HEAD COACH BILL CLARK

Alma Mater: Jacksonville State '90

COACHING EXPERIENCE

2014-	UAB Head Coach – 6-6 (.500) One Season
2013-	Jacksonville State Head Coach – 11-4 (.733) One Season
2008-12	South Alabama, Assistant Head Coach/Defensive Coordinator
1999-07	Prattville (Ala.) High School, Head Coach
1997-98	Dothan (Ala.) High School, Assistant Coach
1995-96	Coffee County (Ga.) High School, Assistant Coach
1992-94	Tuscaloosa County (Ala.) High School, Assistant Coach
1990-91	Piedmont (Ala.) High School, Assistant Coach

COACHING STAFF

Offensive Coordinator/Quarterbacks:	Les Koenning (Texas, '80)
Defensive Coordinator:	David Reeves (Athens State, '91)
Running Backs:	Hindley Brigham (Furman, '03)
Offensive Line:	Trey Clark (South Alabama, '12)
Inside Wide Receivers/Tight Ends:	Casey Woods (Tennessee, '07)
Outside Receivers:	Larry Smith (Vanderbilt, '12)
Linebackers:	Brian Williams (Florida A&M, '03)
Cornerbacks:	Blake Shrader (Auburn, '08)
Defensive Line:	Kyle Tatum (Alabama, '06)
Director of Operations:	Tyler Cook (South Alabama, '09)

FOOTBALL OFFICE

Phone: 205-975-9536



2017 ROSTER

NO.	NAME	POS.	HT.	WT.	YR.	EXP.	HOMETOWN/HS, JC or COLLEGE	NO.	NAME	POS.	HT.	WT.	YR.	EXP.	HOMETOWN/HS, JC or COLLEGE
11	David AcFalle	CB	6-0	190	Fr.	HS	Trussville, Ala./Hewitt-Trussville	41	Chase Long	WR	5-8	180	R-Fr.	RS	Athens, Ga./East Limestone
37	Irving Adams	S	5-10	192	R-Jr.	TR	Florence, Ala./Florence/ Arkansas State	24	T.K. Lowe	S	5-9	190	R-Sr.	3L	Tulsa, Okla./Booker T. Washington Orange County, Calif./Mission Viejo/Montana State
6	Wally Adams	WR	5-11	193	R-Sr.	3L	Columbus, Ga./Carver	44	Garrett Marino	DL	6-2	285	R-So.	JC	Homewood, Ala./Homewood Livingston, Tenn./Livingston Academy/Tennessee Tech
88	Logan Arnold	TE	6-5	235	Fr.	HS	Huntsville, Ala./Hazel Green	39	Alec Marsch	WR	6-0	184	R-Fr.	RS	Trussville, Ala./Hewitt-Trussville/ West Alabama
46	Mitchell Bennefield	WR	5-9	165	R-Fr.	RS	Piedmont, Ala./Piedmont	20	Brock McCoin	WR	6-0	174	R-Sr.	TR	Birmingham, Ala./Woodlawn Centre, Ala./Cherokee County Beaumont, Texas/Central Medical Magnet/New Mexico/Blinn
35	Chase Biles	S	5-10	178	R-Fr.	RS	Locust Fork, Ala./Locust Fork	43	T.J. McGettigan	K	5-9	190	R-Fr.	RS	Birmingham, Ala./Woodlawn Centre, Ala./Cherokee County Beaumont, Texas/Central Medical Magnet/New Mexico/Blinn
12	Kylen Binn	TE	6-6	245	R-Jr.	TR	Columbia, S.C./Blythewood/SC State/Hutchinson	92	Roderick McKinney	DL	6-3	250	R-Sr.	RS	Birmingham, Ala./Woodlawn Centre, Ala./Cherokee County Beaumont, Texas/Central Medical Magnet/New Mexico/Blinn
85	Thair Blakes	TE	6-3	250	R-Jr.	JC	Phoenix, Ariz./Mountain Pointe/ Scottsdale	63	Brad Minor	OL	6-1	305	R-So.	1L	Birmingham, Ala./Woodlawn Centre, Ala./Cherokee County Beaumont, Texas/Central Medical Magnet/New Mexico/Blinn
18	Quante Bone	CB	5-11	160	R-Sr.	TR	Huntsville, Ala./Madison County/UT Martin	10	Garrison Mitchell	S	6-0	200	R-So.	JC	Birmingham, Ala./Woodlawn Centre, Ala./Cherokee County Beaumont, Texas/Central Medical Magnet/New Mexico/Blinn
32	Luke Brasher	LB	6-0	220	R-Fr.	RS	Pell City, Ala./Pell City	52	Fitzgerald Mofor	LB	5-11	245	R-So.	TR	Brookville, Md./Jireh Prep/ Glenville State
9	A.J. Brooks	RB	6-0	190	R-Jr.	JC	Gilroy, Calif./Modesto Christian/ Gavilan	20	Kristopher Moll	LB	6-1	205	Fr.	HS	Coral Gables, Fla./Coral Gables Baton Rouge, La./Catholic High/UL Lafayette/L.A. Pierce/LA Valley
60	Kelton Brown	OL	6-4	330	Jr.	JC	Tylertown, Miss./Tylertown/ Pearl River	36	Chris Morgan	S	6-0	188	R-Sr.	JC	Baton Rouge, La./Catholic High/UL Lafayette/L.A. Pierce/LA Valley
28	Spencer Brown	RB	6-0	235	Fr.	HS	Kimberly, Ala./Mortimer Jordan	78	Garrett Morgan	OL	6-6	310	R-Fr.	RS	Gulf Shores, Ala./Gulf Shores
12	Grayson Cash	DB	6-0	190	Fr.	HS	Trussville, Ala./Hewitt-Trussville	76	Josh Morgan	OL	6-6	310	R-Fr.	RS	Trussville, Ala./Moosy/Troy
82	Vernon Chatman	WR	5-7	164	R-Sr.	RS	Theodore, Ala./Theodore	38	Jamaal Morris	LB	6-1	240	R-Fr.	TR	Madison, Ala./James Clemens
90	Jay Chisolm	DL	6-1	290	R-Jr.	JC	Chelsea, Ala./Chelsea/Iowa Western	36	X-Zavier Morris	WR	5-7	169	R-Jr.	2L	Prichard, Calif./Vigor
47	Jacob Clark	LS	5-10	220	R-Fr.	RS	Piedmont, Ala./Piedmont	24	James Noble	RB	5-7	180	R-Jr.	JC	Barstow, Calif./Barstow/Fresno State/Chaffey
89	Skylor Clinton	TE	6-3	245	R-So.	JC	Prescott, Ariz./Prescott/ Wyoming/Mesa	74	Bryant Novick	OL	6-5	325	R-Jr.	2L	Hoover, Ala./Spain Park
71	Rishard Cook	OL	6-3	340	Jr.	JC	Hattiesburg, Miss./Hattiesburg/ Mississippi Gulf Coast	73	Patrick Nuss	OL	6-7	310	Fr.	HS	Vestavia Hills, Ala./Vestavia Washington, D.C./Friendship/ L.A. Pierce
10	Sederian Copeland	WR	6-0	163	R-Jr.	JC	Dallas, Texas/Skyline/Tyler	6	Chigozie Onyekwere	DB	6-0	195	R-Jr.	JC	Washington, D.C./Friendship/ L.A. Pierce
40	Morgan Coston	K	5-10	177	R-Fr.	RS	Leeds, Ala./Leeds	48	Bolton Patton	LB	5-11	247	R-Jr.	RS	Athens, Ala./Athens
31	Kristian Cotton	WR	5-8	165	R-So.	JC	Spanish Fort, Ala./Spanish Fort/ Butler CC	17	Jordan Petty	CB	5-9	190	R-Jr.	2L	Florence, Ala./Florence
23	Tevin Crews	LB	6-2	230	R-Sr.	3L	Tuscaloosa, Ala./Bibb County	80	Stephen Pickren	TE	6-4	250	R-Sr.	3L	Pell City, Ala./Pell City/ Chattanooga
8	Duke Culver	CB	6-0	190	R-Jr.	TR	Jacksonville, Fla./Godby/Louisville	38	Hayden Pittman	TE	6-4	235	R-Fr.	RS	Spanish Fort, Ala./Spanish Fort
75	Natrell Curtis	DL	6-3	313	R-Jr.	JC	Tucson, Ariz./Mountain Pointe/Pima	93	Teko Powell	DL	6-3	320	R-Sr.	TR	Miami, Fla./Norland/Illinois
15	Demetrius Davis	WR	5-11	171	R-Fr.	RS	Birmingham, Ala./Huffman	57	Justice Powers	OL	6-3	300	Jr.	JC	Cedar Hill, Texas/Cedar Hill/ Trinity Valley
51	James Davis	OL	6-2	300	R-Jr.	JC	Jackson, Miss./Murrah/Southern Miss/East Mississippi	49	Eric Ramsey	LB	6-2	210	R-So.	RS	Birmingham, Ala./Parkway Christian Valley/Miles
3	Will Dawkins	S	5-10	200	R-So.	TR	Vero Beach, Fla./Vero Beach/ Indiana	81	Tony Ransom	TE	6-2	230	R-Sr.	TR	Birmingham, Ala./Shades Valley/Miles
86	Jacob Dean	WR	6-1	215	R-Fr.	RS	Kimberly, Ala./Mortimer Jordan	55	Charles Richardson	OL	6-3	295	R-Jr.	TR	Moon Township, Pa./Moon Area/ Georgia Military
2	Mar'Sean Diggs	CB	6-2	212	R-Jr.	JC	Washington, D.C./Friendship/ Iowa Western	47	Anthony Rush	DL	6-5	340	Jr.	JC	Raleigh, N.C./Cary/Northeast Mississippi
37	Joel Dixon	P	6-2	204	R-So.	JC	Melbourne, Australia/Brighton Grammer School/San Joaquin Delta	77	Isaiah Sampson	DL	6-0	290	R-Fr.	JC	Birmingham, Ala./Huffman/ Arkansas Baptist
72	Lee Dufour	OL	6-3	300	R-So.	1L	Satsuma, Ala./Saraland	59	Chris Schlegler	OL	6-4	305	R-Sr.	JC	Wesley, Iowa/West Hancock/ Northern Iowa/Iowa Western
96	Bentley Easley	DL	6-2	315	R-Jr.	JC	Tampa, Fla./Newsome/ Coffeyville/Allan Hancock	44	Logan Scott	TE	6-2	240	R-Jr.	JC	Purvis, Miss./Oak Grove/ Jones County
11	A.J. Erdely	QB	6-4	220	R-Jr.	JC	Cumming, Ga./West Forsyth/ Middle Tenn./Mississippi Gulf Coast	45	Colin Silva	LS	6-0	218	R-So.	RS	Hoover, Ala./Hoover
83	Dylan Evans	WR	6-0	177	R-So.	RS	Pinson, Ala./Pinson Valley	53	Zach Sims	OL	6-1	300	R-Jr.	RS	Birmingham, Ala./Homewood
66	Greg Fecanin	OL	6-3	325	R-Fr.	RS	Pinson, Ala./Clay-Chalkville	2	Lucious Stanley	RB	6-0	215	R-Fr.	RS	North Fort Myers, Fla./North Fort Myers
39	Jacob Fuqua	LS	6-2	228	R-Fr.	RS	Williamson, Ga./Pike County	32	Carlos Stephens	RB	5-7	190	R-Fr.	RS	Alabaster, Ala./Thompson
87	Jarrod Fuqua	K	6-4	195	R-So.	TR	Williamson, Ga./Pike County/Auburn	29	Clay Templeton	S	6-0	185	R-Jr.	TR	Gadsden, Ala./Westbrook Christian/Jacksonville State
70	Lowell Furlow	OL	6-8	350	R-Fr.	RS	Plantersville, Ala./Dallas County	41	Quindarius Thagard	DL	6-4	285	R-Jr.	RS	Luverne, Ala./Luverne
50	David Galten	OL	6-3	300	R-So.	JC	San Mateo, Calif./Hillsdale/San Francisco CC	22	Broderick Thomas	CB	6-1	195	R-Sr.	RS	West Columbia, Texas/ Columbia/Cisco
31	Derrick Gregory	CB	6-2	192	R-Sr.	JC	McCalla, Ala./Brookwood	40	Jaleen Thomas	RB	5-11	212	R-Fr.	RS	Dothan, Ala./Northview
1	Jonathan Haden	WR	5-6	180	R-Jr.	TR	Upper Marlboro, Md./Friendship/ Arizona	54	Chris Tucker	OL	6-4	310	R-So.	RS	Mobile, Ala./Baker
30	Kyle Harrell	RB	6-1	205	Fr.	HS	Calera, Ala./Calera/West Point Prep	14	Dyjon Turner	CB	5-11	205	Fr.	HS	Florence, Ala./Florence
33	Brontae Harris	CB	5-10	172	R-Fr.	TR	Cullman, Ala./Cullman/Alabama A&M	16	Michael Turner	QB	6-3	215	R-Jr.	JC	Salinas, Calif./Seaside/Hartnell
5	Kalin Heath	RB	6-2	176	R-Fr.	TR	Cartersville, Ga./Cartersville/ Kansas State	8	Ronnie Turner Jr.	WR	6-4	190	R-Jr.	JC	Salinas, Calif./Seaside/Hartnell
28	Nick Holman	LB	6-1	235	R-So.	TR	Madison, Ala./Bob Jones/USF	7	Xavier Ubosi	WR	6-3	218	R-Fr.	JC	Reseda, Calif./Reseda/L.A. Pierce
98	D'Von Isaac	DL	6-5	320	R-Jr.	TR	McDonough, Ga./Alpharetta/ Western Kentucky	64	Kyle Varnell	LS	6-5	215	R-Fr.	TR	Norcross, Ga./Norcross/Marshall
65	Jordan Jamison	OL	6-7	310	R-Fr.	RS	Oxford, Miss./Lafayette	19	Nick Vogel	PK	5-10	185	R-So.	1L	Jacksonville, Fla./Mandarin
58	Malique Johnson	OL	6-3	320	R-Jr.	JC	Freeport, Ill./Freeport/Iowa Western	19	Darryl Waters	DL	6-4	255	R-Sr.	JC	Norfolk, Va./Maury/Mt. Sac/L.A. Pierce/Coffeyville
7	Thomas Johnston	LB	6-2	230	Fr.	HS	Spanish Fort, Ala./Spanish Fort	25	Trey Whitmore	RB	5-10	191	R-Fr.	TR	Albertville, Ala./Albertville/Troy
17	Tyler Johnston III	QB	6-1	215	R-Fr.	RS	Spanish Fort, Ala./Spanish Fort	9	D.A. Williams	CB	5-10	180	R-Jr.	JC	St. Augustine, Fla./St. Augustine/Iowa Western
21	Marc Jonassaint	S	6-2	200	R-Jr.	JC	Miami, Fla./Union Grove/L.A. Pierce	1	Darius Williams	CB	5-10	180	R-Sr.	3L	Jacksonville, Fla./Creekside
13	Noah Jones	LB	6-4	245	R-Jr.	TR	Ft. Lauderdale, Fla./Dillard/ Michigan State	43	John Williams	S	5-11	185	R-Sr.	RS	Memphis, Tenn./Christian Brothers
42	Shaq Jones	LB	6-3	250	R-Sr.	3L	Lanett, Ala./Lanett	5	Zachary Williams	LB	6-2	250	R-Jr.	JC	Lena, Miss./Leake County/ Copolah Lincoln
18	Jeremy Joseph	QB	6-7	235	R-Jr.	TR	Auburn, Ala./Lee-Scott Academy/Eastern Illinois	14	Joseph Willis	QB	6-5	225	R-So.	JC	Philadelphia, Miss./Madison Central/East Mississippi
25	Craig Kanyangarara	LB	6-0	235	R-Jr.	JC	Lynn, Mass./Lynn Classical/ Scottsdale CC	3	Andre Wilson	WR	5-9	179	R-Jr.	JC	Converse, Texas/Judson/Trinity Valley
97	Stacy Keely	DL	6-7	240	R-Jr.	JC	Omaha, Neb./Omaha NW/South Dakota State/Iowa Western	34	Trovell Womack	S	5-10	170	R-So.	JC	Jacksonville, Fla./Atlantic Coast/ Livingstone
46	Keilan Knight	DB	6-1	200	R-Fr.	RS	Birmingham, Ala./Center Pointe	27	Chris Woolbright	LB	6-3	230	R-Jr.	JC	Brooklyn, N.Y./Lafayette/Fresno City
62	E.J. Lane III	OL	6-2	340	R-Fr.	RS	Prattville, Ala./Stanhope Elmore	94	Michael Wright	DL	6-4	275	R-Jr.	JC	Houston, Texas/Cypress Creek/Blinn
4	Donnie Lee	RB	6-2	228	R-Jr.	JC	Harvey, La./Arkansas Baptist								
13	Collin Lisa	WR	5-10	166	R-Jr.	1L	Alpharetta, Ga./Chattahoochee/ Buffalo								





Sean Kugler HEAD COACH

Alma Mater: UTEP '89
Record at UTEP: 18-31 (.367), Fifth Season
Career Record: 18-31 (.367), Fifth Season
Hometown: Lockport, N.Y.
Birthdate: August 9, 1966

QUICK FACTS

Location:
El Paso, Texas
Founded:
1914
Enrollment:
23,400
Nickname:
Miners
Colors:
Dark Blue, Orange, Silver Accent
Stadium:
Sun Bowl (51,500)
President:
Dr. Diana Natalicio
Faculty Athletics Representative:
Dr. Stephen Aley
Athletics Director:
Bob Stull
Football Administrator:
Chris Park
Basic Offense:
Pro-Style
Basic Defense:
3-4




Dr. Diana Natalicio,
President




Bob Stull, Athletics
Director



Chris Park,
Football Administrator



Denise Mata, SID



Sean Kugler

SPORTS INFORMATION

Director of Media Relations:
Denise Mata
Office Phone:
915-747-6653
Cell Phone:
915-820-2458
Fax:
915-747-5444
E-Mail:
mdmata@utep.edu
Website:
www.UTEPAthletics.com
Press Box Phone:
915-747-5154

KEY DATES

Players Report:
August 7
Media Day:
August 26
Fall Classes Begin:
August 28

2017 SCHEDULE

DATE	OPPONENT	TV	TIME
Sept. 2	at Oklahoma	(FOX)	1:30p
Sept. 9	✦ RICE		6:00p
Sept. 15 (Fri.)	ARIZONA	(ESPN)	8:15p
Sept. 23	at NM State		6:00p
Sept. 30	at Army	(CBSNN)	1:30p
Oct. 7	✦ WKU		6:00p
Oct. 14	✦ at Southern Miss	(Stadium)	5:00p
Oct. 28	✦ UTSA		6:00p
Nov. 4	✦ at Middle Tennessee	(beIN Sports)	5:30p
Nov. 11	✦ at North Texas	(ESPN3)	TBA
Nov. 18	✦ LOUISIANA TECH		TBA
Nov. 25	✦ at UAB		TBA

✦ Conference game
 Home games in ALL CAPS
 All times are Mountain and subject to change



Alvin Jones

2016 RESULTS (4-8, 2-6 C-USA)

S3	NEW MEXICO ST. (beIN SPORTS)	W	38-22	1-0
S10	at (11) Texas (LHN)	L	7-41	1-1
S17	ARMY (ASN)	L	14-66	1-2
S24	↔ SOUTHERN MISS (Campus Ins.)	L	7-34	1-3
O1	↔ at Louisiana Tech (ASN)	L	7-28	1-4
O8	↔ FIU (CUSA TV)	L	21-35	1-5
O22	↔ at UTSA (CUSA TV)	W	52-49 (5ot)	2-5
O29	↔ OLD DOMINION (CUSA TV)	L	21-31	2-6
N5	HOUSTON BAPTIST (CUSA TV)	W	42-10	3-6
N12	↔ at Florida Atlantic	L	31-35	3-7
N19	↔ at Rice (ESPN3)	L	24-44	3-8
N26	↔ NORTH TEXAS (CUSA TV)	W	52-24	4-8

PRESEASON RETURNEES

LETTERMEN

Returning/Lost: 44/26

STARTERS

Offensive Returning/Lost: 5/6

Defensive Returning/Lost: 7/4

Special Teams Returning/Lost: 2/2

OFFENSIVE STARTERS RETURNING

QB	Ryan Metz
OL	Will Hernandez
OL	Tanner Stallings
OL	Derron Gatewood
WR	Eddie Sinegal

DEFENSE STARTERS RETURNING

DE	Mike Sota
LB	Alvin Jones
LB	Dante Lovilotte
LB	Jayson VanHook
DB	Nik Needham
DB	Devin Cockrell
DB	Kalon Beverly

SPECIALISTS RETURNING

P	Alan Luna
PR	Terry Juniel

KEY LOSSES

RB	Aaron Jones
FB	Darrin Laufasa
OL	Jerome Daniels
OL	John De La Rosa
TE	Hayden Plinke
WR	Cole Freytag
DL	Gino Bresolin
DL	Brian Madunezim
LB	Nick Usher
DB	Dashone Smith
K	Jay Mattox
KR	Jaquan White
LS	Cooper Foster

HEAD COACH SEAN KUGLER

Alma Mater: UTEP '89

COACHING EXPERIENCE

2013-	UTEP Head Coach - 18-31 (.367), Fifth Season
2010-12	Pittsburgh Steelers, Offensive Line
2007-09	Buffalo Bills, Offensive Line
2006	Boise State, Offensive Line/ Assistant Head Coach
2004-05	Detroit Lions, Offensive Line
2001-03	Detroit Lions, Tight Ends
1995-00	UTEP, Offensive Line
1994	UTEP, Tight Ends
1993	UTEP, Graduate Assistant
1992	Gaither (Fla.) H.S., Offensive Line
1990-91	Tampa Bay Vo-Tech H.S., Offensive Line/Defensive Line

COACHING STAFF

Off. Coordinator/Quarterbacks:	Brent Pease (Montana, '90)
Def. Coordinator/Linebackers:	Tom Mason (Eastern Washington, '92)
Asst. Head Coach/Off. Line:	Spencer Leftwich (Stephen F. Austin, '88)
Tight Ends Coach/Special Teams Coordinator:	Brian Natkin (UTEP, '03)
Running Backs:	Cornell Jackson (Sterling College, '86)
Defensive Line:	Andrew Browning (Boise State, '07)
Speed, Strength and Conditioning:	Kirk Davis (Akron, '98)
Asst. Sp. Teams/Safeties/Recruiting Coord:	Don Yanowsky (Toledo, '82)
Wide Receivers:	Chuck Veliz (UTEP, '87)
Cornerbacks:	Derrius Bell (SMU, '11)
Assistant Athletic Director for Football Operations:	Nate Poss (Rice, '78)

FOOTBALL OFFICE

Phone: 915-747-5224

Fax: 915-747-5027

Ticket Office Phone: 915-747-6150



NOTING THE MINERS

- Senior **OL Will Hernandez** was named an All-American by multiple organizations last season, including Associated Press. He has started all 37 games in his career at the left guard position. Hernandez helped UTEP rushers gain 185.5 yards per game last season, ranking fourth in C-USA, as UTEP tallied 20 rushing touchdowns. Hernandez's efforts on the offensive line also yielded just 22 sacks (1.83 avg.), ranking as the fourth least allowed in C-USA.
- Junior **QB Ryan Metz** completed 64.7 percent of his passes, the second-best completion percentage during a single season in program history. He tossed 14 touchdowns, the most passing scores by a Miner since 2010. Metz also led the squad with 1,375 yards on 130-of-201 passing and only four interceptions.
- Senior **LB Alvin Jones** returns to lead the Miners defense. Despite missing two games due to injury last season, he earned All-Conference USA Second Team honors after leading team in tackles 93 (44 solo). Jones ranked tied 11th in C-USA in total tackles and ranked fourth in tackles per game (9.3), while adding 6.0 tackles for loss (28 yards), 2.5 sacks (22 yards) and a pass breakup.
- Senior **P Alan Luna** averaged 41.0 yards on 62 punts (2,542 yards), with a career-long 69-yard boot last season. The El Paso native currently ranks ninth on the program's all-time list with 5,427 career punt yards. Luna averaged a career-best 51.0 yards against Southern Miss, while at LA Tech, placed three punts inside the 20-yard line, while two were inside the 10-yard line.

2016 TEAM STATISTICS

Category	UTEP	Opponents
First Downs	220	265
Rushes-Yards	409-2226	476-2524
Rushing Yards/Game	185.5	210.3
Passes Att./Comp./Int.	327-195-8	348-210-6
Completion Pct.	.596	.603
Passing Yards	2204	2508
Passing Yards/Game	183.7	209.0
Total Off. Plays/Yds	736-4430	822-5032
Total Offense/Game	369.2	419.3
Punts-Average	63-40.3	50-43.7
Punt Returns-Yards	23-217	26-168
Kickoff Returns-Yards	44-809	19-385
Interceptions-Yards	6-47	8-165
Fumbles-Lost	16-8	11-5
Penalties-Yards	67-550	56-496
3rd Down Conversions	64-153	65-157
3rd Down Conversion Percentage	42%	41%
4th Down Conversions	5-15	9-14
4th Down Conversion Percentage	33%	64%
Sacks By-Yards	14-94	22-164
Avg. Time of Possession	30:11	29:49

2016 INDIVIDUAL LEADERS

Rushing	Att.	Yds.	Avg.	TD	Long
Aaron Jones	229	1773	7.7	17	83
Quardraiz Wadley	47	168	3.6	0	29
Kevin Dove	19	101	5.3	1	16
TOTALS	409	2226	5.4	20	83

Passing	Comp.	Att.	Pct.	INT	Yards	TD
Ryan Metz	130	201	.647	4	1375	14
Zack Greenlee	52	103	.505	3	295	5
TOTALS	195	327	.596	8	2204	21

Receiving	Rec	Yds.	Avg.	TD	Long
Hayden Plinke	38	456	12.0	8	72
Cole Freytag	36	520	14.4	5	46
Eddie Sinegal	29	338	11.7	0	32
TOTALS	195	2204	11.3	21	72

Field Goals	Made-Att.	Pct.	Long
Jay Mattox	5-7	.714	48
TOTALS	5-7	.714	48

Punting	No.	Yards	Avg.	In 20	Long
Alan Luna	62	2542	41.0	15	69
TOTALS	63	2542	40.9	15	69

Tackles	Solos	Ast	Total
Alvin Jones	44	49	93
Donte Lovilotte	38	51	89
Nick Usher	35	42	77
Devin Cockrell	31	27	58
Nik Needham	26	28	54
TOTALS	387	488	875

Interceptions	No.	Yds.	Avg.	TD
Dashone Smith	2	7	3.5	0
Justin Rogers	1	26	26.0	0
TOTALS	6	47	7.8	0

FOLLOW THE MINERS ONLINE

WEB www.UTEPAthletics.com

f UTEPAthletics
UTEPFootball.OfficialPage

t @UTEPAthletics

YouTube UTEPAthletics

Instagram UTEPAthletics
UTEPFB



2017 ROSTER

NO.	NAME	POS.	HT.	WT.	YR.	EXP.	HOMETOWN/HS, JC or COLLEGE
22	Ronald Awatt	RB	5-11	195	Fr.	HS	Wolfforth, Texas/Frenship
17	Chris Barnwell	LB	6-2	190	Fr.	RS	El Paso, Texas/Eastlake
1	Tyler Batson	WR	6-2	205	Sr.	3L	Spring, Texas/Westfield
1	Kalon Beverly	DB	6-1	220	Jr.	2L	New Orleans, La./Edna Karr
72	Jerrold Brooks	OL	6-6	330	Jr.	2L	Dallas, Texas/Seagoville
18	Jerrell Brown	DB	6-1	190	So.	RS	Perris, Calif./Citrus Hill
92	Christian Buckingham	DL	6-3	250	Jr.	TR	El Paso, Texas/Hawaii
85	Sani Buckingham	DL	6-4	275	So.	1L	El Paso, Texas/Home School
28	Brannon Bullitt	WR	6-0	210	Fr.	RS	El Paso, Texas/Chapin
37	Kristopher Christian	LB	5-11	240	Jr.	1L	Lovejoy, Ga./Lovejoy
11	Denzel Chukwukelu	DL	6-4	295	So.	1L	Rockwall, Texas/Rockwall Heath
27	Devin Cockrell	DB	6-0	200	Sr.	3L	Port Arthur, Texas/Memorial
26	Walter Dawn	WR	5-6	170	So.	1L	Mesquite, Texas/Poteet
73	Bobby DeHaro	OL	6-4	270	Fr.	HS	El Paso, Texas/Montwood
15	Kevin Dove	RB	6-0	250	So.	1L	El Campo, Texas/El Campo
75	Derek Elmendorff	OL	6-3	325	Sr.	3L	El Paso, Texas/Franklin
84	Luke Elsner	LB	6-3	260	Jr.	2L	Seymour, Wis./Seymour
20	Josh Fields	RB	5-9	195	FR	HS	El Paso, Texas/Americas HS
34	Stephen Forester	LB	6-1	230	So.	RS	Dallas, Texas/Dallas Christian
5	Keynan Foster	WR	5-9	180	Sr.	1L	Mill Creek, Wash./Florida A&M
43	Makana Fraser	LB	6-2	225	So.	RS	Keaau, Hawaii/Phoenix College
65	Derron Gatewood	OL	6-2	310	So.	1L	Odessa, Texas/Permian
52	Sergio Gonzales	LB	6-0	210	Fr.	TR	El Paso, Texas/UTPB
63	Josiah Gray	OL	6-4	315	Fr.	HS	El Paso, Texas/Franklin
8	Zack Greenlee	QB	6-1	215	Sr.	1L	Stockton, Calif./Fresno State
7	Kalail Griffin	LB	6-1	220	So.	TR	Bethesda, Md./Ventura CC
61	Ruben Guerra	OL	6-4	290	So.	RS	Bakersfield, Calif./Liberty
4	Broderick Harrell	DB	5-11	200	Fr.	RS	Wolfforth, Texas/Frenship
76	Will Hernandez	OL	6-3	330	Sr.	3L	Las Vegas, Nev./Chaparral
13	Gene Hopkins	DL	6-3	265	So.	1L	Elgin, Texas/Elgin
19	Treyvon Hughes	LB	6-1	225	Jr.	1L	Carrollton, Texas/Hebron
12	Adrian Hynson	DB	5-10	185	Jr.	2L	Corpus Christi, Texas/Flour Bluff
35	David Jackson	FB	6-0	240	Sr.	1L	El Paso, Texas/Parkland
4	Julian Jackson	LB	6-3	230	Sr.	TR	Dothan, Ala./Wake Forest
14	Alex Jean Charles	DB	6-0	175	Sr.	1L	Winter Haven, Fla./Phoenix College
32	Christian Johnson	DL	6-2	255	Fr.	RS	El Paso, Texas/Parkland
7	Kavika Johnson	WR	6-1	205	Jr.	2L	Las Cruces, N.M./Mayfield
16	Alvin Jones	LB	5-11	225	Sr.	3L	El Paso, Texas/Burges
8	Johnny Jones	LB	6-1	210	Sr.	1L	Carrollton, Texas/Jacksonville University
2	Terry Juniel	WR	5-10	180	Jr.	1L	Surprise, Ariz./Glendale Community College
17	Dylan Kittrell	WR	5-11	190	Sr.	RS	Carrollton, Texas/Bethany CC
2	Michael Lewis	DB	6-0	190	So.	1L	Trinity, Texas/Trinity
56	Sky Logan	DL	6-1	285	Sr.	2L	Natches, Miss./Hinds Community College
77	Greg Long	OL	6-4	305	So.	1L	El Paso, Texas/Eastwood
3	Dante Lovilotte	LB	5-11	225	Sr.	1L	Port Arthur, Texas/Kilgore College
18	David Lucero	TE	6-5	230	Jr.	TR	Holtville, Calif./Arizona Western College
69	Markos Lujan	OL	6-3	325	So.	RS	El Paso, Texas/Americas
46	Alan Luna	K/P	6-0	190	Sr.	2L	El Paso, Texas/Baker University
12	Ryan Metz	QB	6-3	210	Jr.	2L	El Paso, Texas/Andress
25	Jonathan Millan	RB	5-9	210	So.	0L	El Paso, Texas/Coronado
33	Lawrence Montegut	LB	6-2	230	Sr.	3L	La Marque, Texas/La Marque
11	Jean-Andre Moore	WR	5-11	190	Sr.	TR	Aloha, Ore./Cabrillo College
6	Brandon Moss	WR	6-3	190	Sr.	3L	El Paso, Texas/Chapin
81	Sterling Napier	TE	6-4	260	Sr.	3L	Rio Rancho, N.M./Cleveland
5	Nik Needham	DB	6-0	200	Jr.	2L	Buena Park, Calif./Buena Park
97	Josh Ortega	DL	6-2	275	Fr.	HS	El Paso, Texas/Montwood
6	Dylan Parsee	LB	6-2	210	So.	1L	San Angelo, Texas/San Angelo Central
41	Elijah Perales	DB	5-9	190	Jr.	RS	El Paso, Texas/Chapin
23	TK Powell	RB	5-11	190	Jr.	1L	Fort Worth, Texas/Chisum
44	Robert Pufahl	FB	5-11	275	So.	RS	Westlake Village, Calif./Oaks Christian

NO.	NAME	POS.	HT.	WT.	YR.	EXP.	HOMETOWN/HS, JC or COLLEGE
50	Jimmy Quemado	DL	5-11	250	So.	0L	Honolulu, Hawaii/St. Louis
10	Warren Redix	WR	5-10	175	Jr.	2L	El Paso, Texas/Montwood
10	Chris Richardson	DL	6-3	300	So.	1L	Oak Hills, Calif./Oak Hills
87	Jorge Rodriguez	TE	6-1	230	So.	0L	El Paso, Texas/Montwood
14	Richie Rodriguez	WR	5-9	175	Fr.	HS	El Paso, Texas/Eastwood
23	Justin Rogers	DB	5-11	190	So.	1L	Los Angeles, Calif./Los Angeles
59	Dedrick Simpson	LB	6-2	260	Fr.	HS	Houston, Texas/Dobie
21	Eddie Sinegal	WR	6-1	170	So.	1L	El Paso, Texas/Andress
45	Jamar Smith	LB	5-10	230	JR	TR	Lyons, Ga./Holmes Community College
24	Kahani Smith	DB	6-1	185	Jr.	TR	Los Angeles, Calif./Riverside CC
55	Mike Sota	DL	6-5	285	Jr.	1L	Placentia, Calif./Valencia
58	Tanner Stallings	OL	6-1	300	Sr.	1L	Sterling, Kan./Hutchinson CC
15	Tiano Tialavea	DL	6-3	335	Fr.	RS	Seattle, Wash./O'Dea
3	Mark Torrez	QB	6-0	185	Fr.	RS	El Paso, Texas/Eastwood
88	Augie Touris	TE	6-4	250	Jr.	0L	Buffalo, N.Y./Canisius
31	Sione Tupou	LB	5-11	240	Fr.	RS	Allen, Texas/Allen
9	Jayson VanHook	LB	6-2	210	So.	1L	Perris, Calif./Citrus Hill
4	Quardraiz Wadley	RB	6-0	180	So.	1L	Kennedale, Texas/Kennedale
86	Josh Weeks	TE	6-3	255	So.	TR	Show Low, Ariz./BYU
57	Barron Wortham Jr.	LB	5-11	240	Fr.	RS	Arlington, Texas/The Oakridge School
48	Andrew Zubia	K	5-11	190	So.	TR	El Paso, Texas/Benedictine College

2017 SPRING SIGNEES

NAME	POS.	HT.	WT.	YR.	HOMETOWN/HS, JC or COLLEGE
Alex Fernandes	QB	6-3	200	Fr.	Austin, Texas/Vandegrift
Calvin Brownholtz	QB	6-1	200	Fr.	Carmichael, Calif./Jesuit
Josh Fields	RB	5-9	195	Fr.	El Paso, Texas/Americas
Forest McKee	FB	6-1	240	Fr.	Las Cruces, N.M./Onate
David Lucero	TE	6-5	230	Jr.	Holtville, Calif./Arizona Western College
Cutter Leftwich	OL	6-1	285	Fr.	El Paso, Texas/Franklin
Jalen Spady	OL	6-3	340	Fr.	Huntsville, Ala./Huntsville
Trace Mascorro	DL	6-1	275	Fr.	Refugio, Texas/Refugio
Javaughn Thomas	DE/LB	6-2	230	Fr.	El Paso, Texas/El Paso
Kalail Griffin	LB	6-1	220	So.	Bethesda, Md./Ventura
Kobie Herring	LB	6-0	220	Fr.	Refugio, Texas/Refugio
Jamar Smith	LB	5-11	230	Jr.	Lyons, Ga./Holmes CC
Brent Ugochukwu	LB	6-0	210	Fr.	Richmond, Texas/George Ranch
Joshua Wells	LB	6-1	215	Fr.	El Paso, Texas/Parkland
James Tupou	LB	5-10	230	Fr.	Allen, Texas/Allen
Kahani Smith	DB	6-1	185	Jr.	Los Angeles, Calif./Riverside CC
Tyson Wilson	DB	5-10	165	Fr.	McKinney, Texas/McKinney



Frank Wilson HEAD COACH

Alma Mater: Nicholls State '91
Record at UTSA: 6-7 (.462), Second Season
Career Record: 6-7 (.462), Second Season
Hometown: New Orleans, La.
Birthdate: November 5, 1973

QUICK FACTS

Location:
San Antonio, Texas
Founded:
1969
Enrollment:
28,787
Nickname:
Roadrunners
Colors:
Navy Blue, Orange and White
Stadium:
Alamodome (36,582)
Interim President:
Dr. Pedro Reyes
Athletics Director:
Lynn Hickey
Football Administrator:
Kellie Elliott
Basic Offense:
Pro-Style/Multiple
Basic Defense:
4-2-5

SPORTS INFORMATION

Assistant AD/Football SID:
Kyle Stephens
Office Phone:
210-458-4551
Cell Phone:
210-887-3636
Fax:
210-458-4569
E-Mail:
kyle.stephens@utsa.edu
Website:
www.goUTSA.com
Press Box Phone:
210-704-6200

KEY DATES

Players Report:
July 31
Media Day:
TBA
Fall Classes Begin:
August 22



Dr. Pedro Reyes,
Interim President



Lynn Hickey,
Athletics Director



Kellie Elliott,
Football Administrator



Kyle Stephens, SID



Frank Wilson

2017 SCHEDULE

DATE	OPPONENT	TV	TIME
Sept. 2	HOUSTON	(Stadium)	6:00p
Sept. 9	at Baylor	(FSN)	7:00p
Sept. 16	SOUTHERN		TBA
Sept. 23	at Texas State		TBA
Oct. 7	↔ SOUTHERN MISS		TBA
Oct. 14	↔ at North Texas		TBA
Oct. 21	↔ RICE		TBA
Oct. 28	↔ at UTEP		7:00p
Nov. 4	↔ at FIU	(Stadium)	6:00p
Nov. 11	↔ UAB		TBA
Nov. 18	↔ MARSHALL		TBA
Nov. 25	↔ at Louisiana Tech	(ESPN)	TBA

↔ Conference game
 Home games in ALL CAPS
 All times are Central and subject to change



Josh Stewart

PRESEASON RETURNEES

LETTERMEN

Returning/Lost: 45/17

STARTERS

Offensive Returning/Lost: 6/5
 Defensive Returning/Lost: 7/4
 Special Teams Returning/Lost: 2/0

OFFENSIVE STARTERS RETURNING

QB Dalton Sturm
 WR Kerry Thomas Jr.
 WR Josh Stewart
 OG Stefan Beard
 OG/C Kyle McKinney
 OG/C Austin Pratt

DEFENSE STARTERS RETURNING

DE Kevin Strong Jr.
 DE Marcus Davenport
 LB La'Kel Bass
 LB Josiah Tauaefa
 S Nate Gaines
 CB Teddrick McGhee
 CB Austin Jupe

SPECIALISTS RETURNING

K Victor Falcon
 P Yannis Routsas
 KR Matt Guidry

KEY LOSSES

RB Jarveon Williams
 RB Andrew King
 TE Trevor Stevens
 OT Gabriel Casillas
 OT Jevonte Domond
 DE Ben Kane
 DE/DT Jonathan Tuiolosega
 S Michael Egwuagu
 S Jordan Moore
 PR JaBryce Taylor

2016 RESULTS (6-7, 5-3 C-USA)

S3	ALABAMA STATE (KMYS)	W	26-13	1-0
S10	at Colorado St. (MW Net/Campus Ins)	L	14-23	1-1
S17	ARIZONA STATE (ESPN2)	L	28-32	1-2
S24	✦ at Old Dominion (KMYS)	L	19-33	1-3
O8	✦ SOUTHERN MISS (ASN)	W	55-32	2-3
O15	✦ at Rice (beIN SPORTS)	W	14-13	3-3
O22	✦ UTEP (KMYS)	L	49-52 (5ot)	3-4
O29	✦ NORTH TEXAS (KMYS)	W	31-17	4-4
N5	✦ at Middle Tennessee (ESPN3)	W	45-25	5-4
N12	✦ at Louisiana Tech (KMYS)	L	35-63	5-5
N19	at (22) Texas A&M (ESPN U)	L	10-23	5-6
N26	✦ CHARLOTTE (Campus Insiders)	W	33-14	6-6
D17	vs. New Mexico (ESPN)	L	20-23	6-7

Gildan New Mexico Bowl

HEAD COACH FRANK WILSON

Alma Mater: Nicholls State '97

COACHING EXPERIENCE

2016- UTSA, Head Coach - 6-7 (.462), Second Season
 2010-15 LSU, Running Backs/Recruiting Coordinator
 2009 Tennessee, Wide Receivers
 2008 Southern Miss, Running Backs/Recruiting Coordinator
 2005-07 Mississippi, Running Backs/Special Teams
 2000-03 O.P. Walker (La.) High School, Head Coach
 1997-99 Karr (La.) High School, Assistant Coach
 1996 Nicholls State, Student Assistant

COACHING STAFF

Associate Head Coach/Linebackers: Jason Rollins (McNeese State, '96)
 Offensive Coordinator/Quarterbacks: Frank Scelfo (Louisiana-Monroe, '81)
 Defensive Coordinator/Cornerbacks: Pete Golding (Delta State, '05)
 Special Teams Coordinator/Tight Ends: Ricky Brumfield (Utah State, '99)
 Defensive Line: Bo Davis (LSU, '93)
 Receivers: Jeff Kastl (Michigan, '06)
 Offensive Line: Ryan Pugh (Auburn, '12)
 Running Backs: Everette Sands (The Citadel, '93)
 Safeties: Patrick Toney (Southeastern Louisiana, '13)
 Quality Control (Offense): Giovanni Vizza (Texas A&M, '11)
 Quality Control (Special Teams): Micheal Spurlock (Mississippi '05)
 Director of Player Personnel: Jacob LaFrance (LSU, '12)
 Director of Operations: Amanda Gilpin
 Strength & Conditioning: Ryan Filo

FOOTBALL OFFICE

Phone: 210-458-5011 Fax: 210-458-5001
 Ticket Office Phone: 210-458-UTSA (8872)

NOTING THE ROADRUNNERS

- Head coach **Frank Wilson** guided UTSA to six wins and its first-ever bowl game, the 2016 Gildan New Mexico Bowl, in his first year at the helm. The Roadrunners tied an NCAA modern startup program record by playing in a bowl game in just their sixth season.
- The Roadrunners return four All-Conference USA honorees from a year ago — **Matt Bayliss** (Sr., LS), **Marcus Davenport** (Sr., DE), **Josh Stewart** (Sr., WR) and **Josiah Tauaefa** (So., LB). Tauaefa was named C-USA Freshman of the Year and first team All-Conference and Davenport was a second-team selection, while Bayliss and Stewart both were honorable mention.
- **Tauaefa** also became UTSA's first-ever Freshman All-American when he was named to the 2016 Sound Mind Sound Body/Football Writers Association of America All-America Team. The Corinth native set a UTSA single-season record with 115 tackles in 2016, and he also racked up nine tackles for loss, six sacks, seven quarterback hurries and an interception.
- UTSA returns its starting quarterback in senior **Dalton Sturm** (169-of-299, 2,170 yards, 20 TDs), second-leading rusher in junior **Jalen Rhodes** (155 carries for 867 yards, UTSA-record 9 TDs) and seven of its eight leading pass catchers from a year ago, including the senior brother wide receiver duo of **Josh Stewart** (36 receptions for 682 yards, 5 TDs) and **Kerry Thomas Jr.** (35 receptions for 555 yards, UTSA-record 9 TDs). Meanwhile, the defense returns four of its top five tacklers from last fall and all three of the squad's kickers also are back.

2016 TEAM STATISTICS

Category	UTSA	Opponents
First Downs	255	271
Rushes-Yards	524-2104	487-2112
Rushing Yards/Game	161.8	162.5
Passes Att./Comp./Int.	383-216-8	408-224-7
Completion Pct.	.564	.549
Passing Yards	2777	2984
Passing Yards/Game	213.6	229.5
Total Off. Plays/Yds	907-4881	895-5096
Total Offense/Game	375.5	392.0
Punts-Average	69-42.0	67-40.7
Punt Returns-Yards	23-151	36-247
Kickoff Returns-Yards	37-847	38-759
Interceptions-Yards	7-24	8-16
Fumbles-Lost	17-7	26-11
Penalties-Yards	92-778	76-656
3rd Down Conversions	91-207	74-186
3rd Down Conversion Percentage	44%	40%
4th Down Conversions	14-26	8-19
4th Down Conversion Percentage	54%	42%
Sacks By-Yards	27-166	43-284
Avg. Time of Possession	31:27	28:33

2016 INDIVIDUAL LEADERS

Rushing	Att.	Yds.	Avg.	TD	Long
Jarveon Williams	207	900	4.3	8	92
Jalen Rhodes	155	827	5.3	9	80
Dalton Sturm	110	313	2.8	4	51
TOTALS	524	2104	4.0	22	92

Passing	Comp.	Att.	Pct.	INT	Yards	TD
Dalton Sturm	169	299	.565	6	2170	20
Jared Johnson	41	75	.547	1	564	4
TOTALS	216	383	.564	8	2777	26

Receiving	Rec	Yds.	Avg.	TD	Long
Josh Stewart	36	682	18.9	5	77
Kerry Thomas, Jr.	35	555	15.9	8	73
Brady Jones	26	322	12.4	3	33
Marquez McNair	24	271	11.3	3	33
TOTALS	216	2777	12.9	26	77

Field Goals	Made-Att.	Pct.	Long
Victor Falcon	12-17	.706	45
TOTALS	12-17	.706	45

Punting	No.	Yards	Avg.	In 20	Long
Yannis Routsas	69	2898	42.0	17	60
TOTALS	69	2898	42.0	17	60

Tackles	Solos	Ast	Total
Josiah Tauaefa	50	65	115
La'Kel Bass	33	54	87
Michael Egwuagu	43	40	83
Nate Gaines	47	33	80
Marcus Davenport	31	37	68
TOTALS	440	494	934

Interceptions	No.	Yds.	Avg.	TD
Josiah Tauaefa	1	14	14.0	0
Chase Dahlquist	1	12	12.0	0
TOTALS	7	24	3.5	0

FOLLOW THE ROADRUNNERS ONLINE

WEB www.goUTSA.com

f [UTSAAthletics](#)
[UTSAFTBL](#)

t [@UTSAAthletics](#)
[@UTSAFTBL](#)

YouTube [UTSASID](#)

i [UTSAAthletics](#)



2017 ROSTER

NO.	NAME	POS.	HT.	WT.	YR.	EXP.	HOMETOWN/HS, JC or COLLEGE
41	Acosta, Andrew	TE	6-2	210	Fr.	HS	Fort Stockton, Texas/Fort Stockton
73	Anzaldua, David	OG	6-5	330	Jr.	1L	Edinburg, Texas/North
25	Austin III, Carl	S	6-1	200	Jr.	2L	Austin, Texas/St. Stephen's Episcopal
24	Bailey, N'Keal	S	6-0	185	Sr.	2L	Frisco, Texas/Princeton
99	Baker, Baylen	DT	6-4	285	So.	1L	Abilene, Texas/Wylie
90	Banks, Eric	DE	6-5	240	So.	1L	Memphis, Tenn./East
42	Bass, La'Kel	LB	6-1	230	Sr.	1L	St. Louis, Mo./Christian Brothers/ New Mexico Military Inst./ Hutchinson [Kan.] CC
49	Bayliss, Matt	DS	6-6	235	Sr.	2L	Tulsa, Okla./Holland Hall
65	Beard, Stefan	OG	6-3	310	Sr.	1L	Chicago, Ill./Austin Westlake/ Navarro JC
46	Benavidez, Ronnie	S	5-10	200	Jr.	SQ	Edinburg, Texas/Vela / Presentation College
26	Butler, JaColbie	S	5-9	175	Jr.	2L	Pearland, Texas/Pearland
10	Campbell Jr., Greg	WR	6-1	190	Jr.	SQ	Humble, Texas/Atascocita
91	Carter-McLin, Jarrod	DE	6-2	255	So.	1L	Carthage, Texas/Carthage
62	Cavazos, Ryan	DE	6-3	230	So.	SQ	Austin, Texas/Bowie/Texas Lutheran
82	Cavil, Dannon	WR	6-4	225	Sr.	SQ	San Antonio, Texas/Madison/ Oklahoma
36	Clay, Isaiah	S	5-7	195	Jr.	SQ	Corpus Christi, Texas/Carroll
31	Clay, Tyrell	RB	5-9	210	Sr.	2L	Corpus Christi, Texas/Miller
15	Cowan, Isiah	LB	5-11	195	Sr.	SQ	Killeen, Texas/Elison/West Texas A&M
9	Curry, Marcos	LB	6-0	220	Sr.	3L	Round Rock, Texas/Stony Point
46	Damrow, Seth	TE	6-2	200	Sr.	SQ	San Antonio, Texas/O'Connor/ Texas Lutheran
74	Darragh, Reed	OG/T	6-4	290	Sr.	3L	Buda, Texas/Hays
93	Davenport, Marcus	DE	6-7	255	Sr.	3L	San Antonio, Texas/Stevens
1	Davis, Devron	CB	6-0	210	Sr.	1L	Stockton, Calif./Franklin/Merced [Calif.] JC
23	Dukes, Jaylon	RB	5-6	155	Fr.	RS	San Antonio, Texas/Brandeis
64	Dunlop, Josh	OT	6-7	300	So.	TR	Zionsville, Ind./Zionsville Community/Dodge City [Kan.] CC
48	Duplessis, Hunter	PK/P	5-8	195	Fr.	RS	San Antonio, Texas/Cole
59	Duran, Gabe	LB	5-10	215	Fr.	RS	Austin, Texas/Westlake
30	Dye Jr., Stanley	CB	5-9	175	Jr.	1L	Orange Park, Fla./Ridgeview
88	Ebozue, Jesse	WR	6-2	210	Fr.	RS	Arlington, Texas/Bowie
57	Falcon, Victor	PK/P	5-10	205	Jr.	1L	Comfort, Texas/Comfort
11	Gaines, Nate	S	6-2	210	Sr.	3L	Mesquite, Texas/Poteet
13	Garza, Brandon	QB	5-10	200	Jr.	SQ	Harlingen, Texas/Harlingen/ Houston
48	Giblin, Jack	TE	6-3	230	Fr.	RS	Port Neches, Texas/Port Neches-Groves
23	Godfrey, Darryl	S	6-0	195	Jr.	2L	San Antonio, Texas/O'Connor
76	Gonzales, Alec	OG/C	6-2	330	Jr.	RS	San Antonio, Texas/East Central
79	Graner, Jacob	OG	6-4	310	Fr.	RS	Dripping Springs, Texas/Dripping Springs
89	Guidry, Matt	WR	5-8	175	So.	1L	League City, Texas/Clear Springs
18	Hall, Peyton	WR	5-11	180	Jr.	1L	San Antonio, Texas/Brandeis
12	Harris, Manny	QB	6-0	215	So.	SQ	Copperas Cove, Texas/Copperas Cove
6	Henderson, Jaylon	QB	6-1	205	So.	SQ	Kingwood, Texas/Park
45	Henry, DeQuarius	DE	6-4	235	Fr.	RS	Houston, Texas/Sharpstown
32	Hickey, Anthony	LB	6-0	225	Sr.	1L	San Juan Capistrano, Calif./JSerra Catholic/Wagner/Saddleback [Calif.] JC
38	Holman, Steven	RB	5-11	230	Sr.	1L	Houston, Texas/Westside/ Valparaiso
29	Hulbin, Emanuel	PK	6-0	160	Jr.	HS	Cibolo, Texas/Steele
35	Jackson, Avery	CB	5-8	175	Fr.	RS	Austin, Texas/Johnson
56	Jackson, Lawrence	TE	6-1	215	So.	TR	Waller, Texas/Memorial/Texas Lutheran
21	Johnson, Brenndan	S	5-10	180	Fr.	RS	Waco, Texas/Midway/Naval Academy Prep
29	Johnson, Clayton	CB	5-11	175	So.	TR	Flower Mound, Texas/Flower Mound/Oklahoma State
16	Johnson Jr., Kirk	WR	5-7	155	Fr.	RS	DeSoto, Texas/DeSoto
86	Jones, Brady	WR	5-10	185	Sr.	2L	George West, Texas/George West
41	Jupe, Austin	CB	6-1	200	Sr.	1L	San Antonio, Texas/East Central/ Baylor
37	Kearney, Carrington	CB	5-11	185	Fr.	RS	Pflugerville, Texas/Hendrickson
14	Lavine, C.J.	S	5-10	190	Jr.	2L	Port Arthur, Texas/Memorial
12	Martel, Andrew	S	6-1	210	So.	1L	Richmond, Texas/Foster
44	Maruo, Les	LB	6-0	225	Jr.	RS	Wichita, Kan./Goddard/ Hutchinson [Kan.] CC
27	McGhee, Teddrick	CB	6-0	190	So.	1L	Memphis, Tenn./East


NO.	NAME	POS.	HT.	WT.	YR.	EXP.	HOMETOWN/HS, JC or COLLEGE
67	McKinney, Kyle	OG/C	6-4	305	Sr.	2L	Boerne, Texas/Champion
35	McKnight, Boo	RB	6-2	240	So.	SQ	Bossier City, La./Parkway/ Southern Arkansas
4	McNair, Marquez	WR	6-0	185	Sr.	1L	Magee, Miss./Magee /Hinds [Miss.] CC
61	McVea, John	OG	6-2	275	Jr.	HS	San Antonio, Texas/Brandeis
19	Moorhead, Blaze	WR	5-11	170	So.	SQ	Fort Worth, Texas/All Saints
92	Newton, King	DT	6-1	280	So.	1L	Southlake, Texas/Carroll
66	Oatis, Josh	OT	6-4	315	Fr.	RS	Gulfport, Miss./West Harrison
77	Pare, Zach	OT	6-5	295	Fr.	RS	Georgetown, Texas/East View
60	Perez-Isidoro, Juan	C	6-2	290	Sr.	3L	North Richland Hills, Texas/ Birdville
13	Portillo, Daniel	PK/P	5-11	175	Sr.	2L	Austin, Texas/Connally
68	Pratt, Austin	OG/C	6-2	290	Sr.	2L	Sealy, Texas/Sealy/Blinn [Texas] JC
28	Rhodes, Jalen	RB	5-9	200	Jr.	2L	Rowlett, Texas/Rowlett
63	Rivas, Jesse	OG	6-3	325	Fr.	RS	Austin, Texas/McNeil
17	Rivers, Bryce	QB	6-2	220	Fr.	HS	San Antonio, Texas/Stevens
16	Roberts, Clay	QB	6-1	200	Fr.	RS	Houston, Texas/St. Pius X
83	Ross, Reggie	WR	6-0	165	Fr.	HS	New Orleans, La./West St. John
39	Routsas, Yannis	P	6-3	205	Jr.	2L	Houston, Texas/Clear Brook
22	Shaw II, Terence	RB	5-9	175	Fr.	RS	Cypress, Texas/Cy Ranch
37	Spearman Jr., Rayshun	WR	6-1	200	Jr.	SQ	Killeen, Texas/Shoemaker/Oregon State/Alabama
84	Stephens, Larry	WR	6-0	200	Jr.	2L	San Antonio, Texas/Brandeis
34	Steward, Halen	RB	5-11	260	Jr.	1L	St. Augustine, Fla./Menendez
80	Stewart, Josh	WR	6-4	210	Sr.	1L	College Station, Texas/A&M Consolidated/Midwestern State
54	Strong Jr., Kevin	DE	6-4	295	Jr.	2L	Cleveland, Texas/Cleveland
14	Sturm, Dalton	QB	6-2	205	Sr.	2L	Goliad, Texas/Goliad
55	Tauaefa, Josiah	LB	6-1	240	So.	1L	Corinth, Texas/Lake Dallas
7	Thomas Jr., Kerry	WR	6-0	205	Sr.	3L	College Station, Texas/A&M Consolidated
44	Turner, Richard	WR	5-9	170	Sr.	SQ	Plano, Texas/West/Austin [Texas] College
96	Uesi, Franklin	DE	6-2	265	Sr.	1L	Pleasant Hill, Calif./Pleasant Hill/ Diablo Valley [Calif.] JC
87	Ursua, Robert	TE	6-3	240	Jr.	TR	Bakersfield, Calif./Liberty/Palomar [Calif.] JC
95	Vasquez, Jacob	DE	6-1	225	Fr.	RS	San Antonio, Texas/MacArthur
38	Vickery, Mitch	S	5-8	195	So.	SQ	San Antonio, Texas/Alamo Heights
58	Walker, Davontrae	DE	5-11	240	Fr.	HS	San Antonio, Texas/St. Gerard
33	Wande, Alfred	S	5-10	185	Jr.	TR	Rosenberg, Texas/George Ranch/ Mary Hardin-Baylor
81	Williams, Shaq	TE	6-4	255	Sr.	1L	Jackson, Miss./Central/Southwest Mississippi JC
20	Winnegan, Brett	RB	5-9	190	Jr.	2L	Pearland, Texas/Dawson
94	Wise, Solomon	DE	6-4	230	So.	1L	Coppell, Texas/Coppell

2017 SPRING SIGNEES

NAME	POS.	HT.	WT.	YR.	HOMETOWN/HS, JC or COLLEGE
Samuel Barnes	CB	6-1	190	Fr.	Richmond, Texas/George Ranch
B.J. Daniels	RB	6-2	205	Fr.	Melbourne, Fla./Palm Bay
Kevin Davis	OL	6-3	290	Fr.	Angleton, Texas/Angleton
*Josh Dunlop	OL	6-7	300	So.	Zionsville, Ind./Zionsville Comm./Dodge City [Kan.] CC
Robert Fuentes	DE	6-4	205	Fr.	San Antonio, Texas/Southwest
Michael Goff	TE	6-2	230	Fr.	San Antonio, Texas/Johnson
De'Marco Guidry	LB	6-1	210	Fr.	La Marque, Texas/La Marque
Frank Harris	QB	6-0	185	Fr.	Schertz, Texas/Clemens
Jaylon Haynes	DE	6-2	290	Fr.	Wharton, Texas/Wharton
Morris Joseph, Jr.	DL	6-2	275	Fr.	Orange, Texas/West Orange-Stark
Chance McLeod	TE	6-3	230	Fr.	Victoria, Texas/East
*Michael Moore	CB	6-2	180	Jr.	Escondido, Calif./Escondido/Palomar [Calif.] JC
Javontavius Mosley	CB	6-0	165	Fr.	Tyler, Texas/John Tyler
Dominic Pastucci	OL	6-4	280	Fr.	Pflugerville, Texas/Hendrickson
Donovan Perkins	LB	6-0	220	Fr.	Zachary, La./Zachary
Taylor Perry	S	5-10	180	Fr.	Crosby, Texas/Crosby
*Bryce Rivers	QB	6-2	205	Fr.	San Antonio, Texas/Stevens
Keeyon Smart	OL	6-5	300	So.	Baton Rouge, La./McKinley/Kilgore [Texas] JC
*Jay Jay Smith	CB	6-2	195	Jr.	Gulfport, Miss./Gulfport/Mississippi Gulf Coast JC
Dadrian Taylor	WR	5-11	170	Fr.	Shiner, Texas/Shiner
*Robert Ursua	TE	6-3	230	Jr.	Bakersfield, Calif./Liberty/Palomar [Calif.] JC
Vance Vallair	CB	6-1	180	Fr.	Beaumont, Texas/Central
Tariq Woolen	WR	6-5	205	Fr.	Fort Worth, Texas/Arlington Heights

*indicates early enrollee





Mike Sanford HEAD COACH

Alma Mater: Boise State, '05
Record at WKU: 0-0 (.000), First Season
Career Record: 0-0 (.000), First Season
Hometown: Lexington, Virginia
Birthdate: February 4, 1982

QUICK FACTS

Location:
Bowling Green, Ky.
Founded
1906
Enrollment
20,178
Nickname
Hilltoppers
Colors
Red and White
Stadium
Houchens Industries/L.T. Smith Stadium (22,113)
President:
Dr. Timothy C. Caboni
Athletics Director:
Todd Stewart
Basic Offense:
Multiple
Basic Defense:
4-2-5



Dr. Timothy C. Caboni,
President



Todd Stewart,
Athletics Director



Todd Stewart,
Football Administrator



Kyle Neaves,
Football SID



Mike Sanford

SPORTS INFORMATION

Football SID:
Kyle Neaves
Office Phone:
270-745-3756
Cell Phone:
228-424-6921
Fax:
270-745-3444
E-Mail:
kyle.neaves@wku.edu
Website:
www.WKUSports.com
Press Box Phone:
270-745-6940

KEY DATES

Players Report:
July 31
Media Day:
August 5
Fall Classes Begin:
August 21

2017 SCHEDULE

DATE	OPPONENT	TV	TIME
Sept. 2	EASTERN KENTUCKY		6:00p
Sept. 9	at Illinois	(Big Ten Network)	7:00p
Sept. 16	↔ LOUISIANA TECH	(Stadium)	6:00p
Sept. 23	BALL STATE	(Stadium)	6:00p
Oct. 7	↔ at UTEP		7:00p
Oct. 14	↔ CHARLOTTE		3:30p
Oct. 20 (Fri.)	↔ at Old Dominion	(CBSNN)	TBA
Oct. 28	↔ FLORIDA ATLANTIC	(Stadium)	3:30p
Nov. 4	at Vanderbilt		TBA
Nov. 11	↔ at Marshall	(beIN Sports)	5:30p
Nov. 17 (Fri.)	↔ MIDDLE TENNESSEE	(CBSNN)	7:00p
Nov. 24 (Fri.)	↔ at FIU	(beIN Sports)	6:00p

↔ Conference game
 Home games in ALL CAPS
 All times are Central and subject to change



Joel Iyiebuniwe

PRESEASON RETURNEES

LETTERMEN

Returning/Lost: 52/23

STARTERS

Offensive Returning/Lost: 4/7
 Defensive Returning/Lost: 6/5
 Special Teams Returning/Lost: 4/1

OFFENSIVE STARTERS RETURNING

QB Mike White
 LG Brandon Ray
 RG Dennis Edwards
 WR Nacarius Fant

DEFENSIVE STARTERS RETURNING

DE Derik Overstreet
 DT Chris Johnson
 LB Joel Iyiebuniwe
 DB Marcus Ward
 DB De'Andre Simmons
 DB Joe Brown

SPECIALISTS RETURNING

P Jake Collins
 K Skyler Simcox
 PR Nacarius Fant
 KR Kylen Towner

KEY LOSSES

WR Taywan Taylor
 WR Nicholas Norris
 C Max Halpin
 LT Forrest Lamp
 RT Darrell Williams, Jr.
 TE Shaquille Johnson
 LB Keith Brown
 LB T.J. McCollum
 DT Omarius Bryant
 DB Branden Leston
 DE Nick Dawson-Brents
 LS Nolan Dowling
 RB Anthony Wales

2016 RESULTS (11-3, 7-1 C-USA)

S1 (Thu.)	➔ RICE (CBSSN)	W	46-14	1-0
S10	at (1) Alabama (ESPN2)	L	10-38	1-1
S17	at Miami (Ohio) (ESPN3)	W	31-24	2-1
S24	VANDERBILT (CBSSN)	L	30-31 (ot)	2-2
O1	HOUSTON BAPTIST (CUSA TV)	W	50-3	3-2
O6 (Thu.)	➔ at Louisiana Tech (CBSSN)	L	52-55	3-3
O15	➔ at Middle Tennessee (ESPN3)	W	44-43 (2ot)	4-3
O22	➔ OLD DOMINION (ASN)	W	59-24	5-3
O29	➔ at Florida Atlantic (ASN)	W	52-3	6-3
N5	➔ FIU (beIN SPORTS)	W	49-21	7-3
N12	➔ NORTH TEXAS (ESPN3)	W	45-7	8-3
N26	➔ at Marshall (ESPNU)	W	60-6	9-3
D3	LOUISIANA TECH (ESPN)	W	58-44	10-3
	Dynacraft C-USA Championship Game			
D20	vs. Memphis (ESPN)	W	51-31	11-3
	<i>Boca Raton Bowl</i>			

HEAD COACH MIKE SANFORD

Alma Mater: Boise State, '05

COACHING EXPERIENCE

2017- WKU Head Coach - 0-0 (.000) First Season
 2015-16 Notre Dame, Offensive Coordinator/Quarterbacks
 2014 Boise State, Offensive Coordinator/Quarterbacks
 2013 Stanford, Recruiting Coordinator/Quarterbacks
 2012 Stanford, Recruiting Coordinator/Running Backs
 2011 Stanford, Running Backs
 2010 WKU, Quarterbacks
 2009 Yale, Recruiting Coordinator, Tight Ends, Fullbacks
 2007-08 Stanford, Offensive Assistant
 2005-06 UNLV, Graduate Assistant

COACHING STAFF

Defensive Coordinator: Clayton White (NC State, '01)
 Offensive Coordinator/WR's: Junior Adams (Montana State, '04)
 Assistant Head Coach/QB's: Steve Spurrier, Jr. (Duke, '94)
 Special Teams Coord./Running Backs: Mike Sanford, Sr. (USC, '77)
 Offensive Line: Geoff Dartt (Mount Union, '08)
 Defensive Line: Jimmy Lindsey (Chattanooga, '01)
 Safeties/Recruiting Coordinator: Jami DeBerry (WKU, '05)
 Tight Ends: Ryan Mahaffey (Northern Iowa, '11)
 Linebackers: Maurice Crum (Notre Dame, '09)
 Assistant AD/Football Operations: Nick Uhlenhopp (Graceland, '02)
 Director of Strength and Conditioning: Thomas Stallworth (Tennessee, '02)
 Special Teams Quality Control: Brock Willis (WKU, '07)
 Offensive Graduate Assistant: Harris Bivin (Murray State, '14)
 Defensive Graduate Assistant: Anthony Davis II (WKU, '16)
 Defensive Graduate Assistant: Kenny Martin (WKU, '13)
 Offensive Graduate Assistant: Matthew Mitchell (Wheaton, '14)
 Director of Recruiting: Nate Dennison (Ohio State, '07)
 Director of Player Personnel: Zach Grant (Notre Dame, '16)

FOOTBALL OFFICE

Phone: 270-745-2984

Fax: 270-745-3444

Ticket Office Phone: 800-5-BIG-RED



NOTING THE HILLTOPPERS

- **Mike Sanford**, one of college football's brightest offensive minds and a former Hilltopper assistant, has been named the 20th head football coach at WKU. With accomplishments at every level, Sanford spent the previous two seasons as the offensive coordinator/quarterbacks coach at Notre Dame. Sanford spent the 2010 season at WKU on Willie Taggart's first coaching staff as the passing game coordinator/quarterbacks coach.
- The Hilltoppers are seeking to become the first program in C-USA history to win three consecutive league titles. They joined Louisville (2000-01) and East Carolina (2008-09) as the only two programs to win outright league titles in consecutive seasons after becoming the first program to host the championship game in consecutive seasons.
- After closing out last season with a 51-31 win over Memphis in the Boca Raton Bowl, WKU enters the 2016 season on an eight-game winning streak.
- WKU has posted consecutive seasons with double-digit wins for the first time in program history and are one of only 13 teams nationally to have double-digit wins in each of the last two years along with Alabama, Appalachian State, Clemson, Florida State, Michigan, Ohio State, Oklahoma, Oklahoma State, San Diego State, Stanford, Temple and Wisconsin.
- Senior **QB Mike White** returns for his second season at WKU after being named the C-USA Newcomer of the Year in 2016. He completed 67 percent of his passes (280-of-416) for 4,363 yards and 37 touchdowns with just seven interceptions. White registered eight 300+-yard passing performances, including seven of the last nine.

2016 TEAM STATISTICS

Category	WKU	Opponents
First Downs	344	281
Rushes-Yards	487-2609	456-1361
Rushing Yards/Game	186.4	97.2
Passes Att./Comp./Int.	471-305-8	558-328-14
Completion Pct.	.647	.588
Passing Yards	4715	3911
Passing Yards/Game	336.8	279.4
Total Off. Plays/Yds	958-7324	1014-5272
Total Offense/Game	523.1	376.6
Punts-Average	40-42.5	81-40.4
Punt Returns-Yards	15-269	9-49
Kickoff Returns-Yards	48-1280	80-1408
Interceptions-Yards	14-252	8-135
Fumbles-Lost	23-11	15-7
Penalties-Yards	93-931	96-780
3rd Down Conversions	78-167	81-213
3rd Down Conversion Percentage	47%	38%
4th Down Conversions	7-17	11-28
4th Down Conversion Percentage	41%	39%
Sacks By-Yards	34-211	22-128
Avg. Time of Possession	28:50	31:10

2016 INDIVIDUAL LEADERS

Rushing	Att.	Yds.	Avg.	TD	Long
Anthony Wales	237	1621	6.8	27	59
Quinton Baker	99	542	5.5	4	39
TOTALS	487	2609	5.4	35	85

Passing	Comp.	Att.	Pct.	INT	Yards	TD
Mike White	280	416	.673	7	4363	37
Tyler Ferguson	19	41	.463	0	234	3
TOTALS	305	471	.648	8	4715	42

Receiving	Rec	Yds.	Avg.	TD	Long
Taywan Taylor	98	1730	17.7	17	80
Nicholas Norris	76	1318	17.3	14	87
Anthony Wales	30	323	10.8	2	38
Nacarius Fant	29	407	14.0	2	61
TOTALS	305	4715	15.5	42	87

Field Goals	Made-Att.	Pct.	Long
Skylar Simcox	16-22	.727	52
TOTALS	21-30	.700	52

Punting	No.	Yards	Avg.	In 20	Long
Jake Collins	39	1666	42.7	10	60
TOTALS	40	1701	42.7	10	60

Tackles	Solos	Ast	Total
Keith Brown	60	71	131
Branden Leston	62	34	96
T.J. McCollum	45	40	85
Joel Iyiebuniwe	39	25	64
Leverick Johnson	32	13	45
TOTALS	536	489	1025

Interceptions	No.	Yds.	Avg.	TD
Leverick Johnson	2	71	35.5	1
Keith Brown	2	60	30.0	0
TOTALS	14	252	18.0	1

FOLLOW THE HILLTOPPERS ONLINE

WEB www.WKUSports.com

f [WKUAthletics](#)
[WKUFootball](#)

t [@WKUSports](#)
[@WKUFootball](#)

YouTube [WKU Sports](#)

i [WKUFootball](#)



2017 ROSTER

NO.	NAME	POS.	HT.	WT.	YR.	EXP.	HOMETOWN/HS, JC or COLLEGE
33	Leon Allen	RB	6-0	245	r-Sr.	3L	Bradenton, Fla./Manatee
78	Nick Allen	OL	6-6	305	r-Jr.	SQ	Belleville, Ill./Belleville West/UT-Martin
36	Kyle Bailey	LB	6-0	205	Fr.	HS	Bremen, Ga./Bremen
3	Quinton Baker	RB	5-9	185	So.	1L	Ashland, Ky./Ashland Blazer
54	Daeshawn Bertram	LB	5-8	225	r-Sr.	3L	Louisville, Ky./Trinity
7	Joe Brown	DB	5-10	195	Sr.	3L	Louisville, Ky./Butler
13	Will Bush	WR	5-11	195	r-Jr.	2L	Louisville, Ky./Ballard
28	Demetrius Cain	LB	6-0	240	r-Fr.	RS	Princeton, Ky./Caldwell County
55	Tyler Camp	OL	6-3	310	r-So.	RS	Forsyth, Ga./Mary Persons
35	Nicholas Coffey	DL	6-3	265	r-So.	1L	Dunnville, Ky./Russell County
49	Jake Collins	P	6-1	210	r-Jr.	2L	Louisville, Ky./St. Xavier
24	Roger Cray	DB	5-10	170	Fr.	HS	Columbia, Fla./Lake City
15	Tacorian Darden	DB	5-9	180	r-So.	1L	Russellville, Ky./Russellville
53	Jeremy Darvin	DL	6-1	305	r-Fr.	RS	Nashville, Tenn./Father Ryan
85	Mik'Quan Deane	TE	6-4	240	r-Jr.	JC	Tulsa, Okla. (Memorial)/NE Oklahoma A&M
10	Steven Duncan	QB	6-4	235	r-Fr.	RS	Summersville, S.C./Ashley Ridge
4	Drew Eckels	QB	6-3	215	r-Jr.	1L	Daytona, Fla./Warner Christian Acad.
64	Dennis Edwards	OL	6-1	315	r-Jr.	2L	Snellville, Ga./South Gwinnett
53	Caleb Etheridge	OL	6-2	300	Fr.	HS	Forsyth, Ga./Mary Persons
30	Jordan Eubanks	DB	5-11	180	Fr.	HS	Atlanta, Ga./Atlanta Sports Academy
1	Nacarius Fant	WR	5-9	185	Sr.	3L	Bowling Green, Ky./Bowling Green
22	DeAndre Farris	DB	5-10	190	r-Jr.	2L	Shelbyville, Ky./Collins
32	D'Andre Ferby	RB	6-1	225	r-Jr.	1L	Nashville, Tenn./Ensworth
60	Dylan Ferguson	DL	6-1	270	r-Jr.	SQ	Mount Washington, Ky./Bullitt East
42	Kyle Fourtenbary	TE	6-2	240	r-Fr.	RS	Opelika, Ala./Opelika
14	Juwan Gardner	DB	6-0	195	r-Sr.	2L	Louisville, Ky./DuPont Manual
98	Jaylon George	DL	6-3	275	r-So.	TR	Atlanta, Ga./North Clayton/NE Oklahoma A&M
21	Jordan Gonzalez	DB	5-11	175	r-So.	RS	Louisville, Ky./DuPont Manual
9	Drell Greene	DB	5-11	200	Jr.	2L	Alma, Ga./Bacon County
77	Hunter Holland	OL	6-2	285	r-So.	SQ	Buford, Ga./Buford
44	Ben Holt	LB	5-10	220	r-So.	1L	Bowling Green, Ky./Bowling Green
68	Parker Howell	OL	6-4	290	r-So.	1L	Nashville, Tenn./Christ Presbyterian Acad.
4	Joel Iyiegbuniwe	LB	6-1	230	r-Jr.	2L	Bowling Green, Ky./South Warren
10	A.J. Jackson	DB	5-11	175	r-So.	1L	Louisville, Ky./Seneca
17	Canon Jackson	DB	6-1	220	r-So.	1L	Louisville, Ky./Trinity
11	Lucky Jackson	WR	6-1	185	r-So.	1L	Lexington, Ky./Lafayette
16	Quin Jernighan	WR	6-3	210	r-So.	1L	LaVergne, Tenn./LaVergne
67	Seth Joest	OL	6-2	300	r-Fr.	RS	Versailles, Ky./Woodford County
3	Chris Johnson	DL	6-1	285	Sr.	1L	Gulfport, Miss./Gulfport/Mississippi Gulf Coast CC
5	Jason Johnson	DB	6-0	205	r-So.	1L	Pahokee, Fla./Pahokee
23	Justin Johnson	TE	6-7	240	r-Jr.	BB	Hazard, Ky./Perry Central
1	Leverick Johnson	DB	6-0	185	Sr.	3L	Miami, Fla./Northwestern
41	Juwuan Jones	LB	6-3	235	Fr.	HS	Sugar Hill, Ga./Lanier
91	Trae Jones	DL	6-0	300	r-Sr.	1L	Cusseta, Ga./Chattahoochee County
43	Carson Jordan	DL	6-2	255	Jr.	TR	Poplarville, Miss./Hancock/Mississippi Gulf Coast CC
2	Devon Key	DB	6-1	205	r-Fr.	RS	Lexington, Ky./Bryan Station
31	Antwon Kincade	DB	5-11	190	Fr.	HS	Valdosta, Ga./Valdosta
9	Xavier Lane	WR	6-4	200	r-Fr.	RS	Montgomery, Ala./Carver
82	Kris Leach	TE	6-6	225	Fr.	HS	Beaeton, Va./Liberty
96	Julien Lewis	DL	6-3	300	r-Jr.	1L	Madison, Ala./Bob Jones
34	Teawonn Ligon	RB	5-9	185	r-Fr.	HS	Louisville, Ky./Central
43	Marcelis Logan	RB	5-8	180	r-Jr.	TR	Lexington, Ky./Lexington Catholic
55	Jalen Madden	DL	6-1	315	r-Fr.	RS	Tuscaloosa, Ala./Northridge
13	DeAngelo Malone	DL	6-4	215	Fr.	HS	Ellenwood, Ga./Cedar Grove
19	C.J. Marria	DL	6-4	240	Fr.	HS	Jonesboro, Ga./Jonesboro
61	Jordan Meredith	OL	6-2	280	r-Fr.	RS	Bowling Green, Ky./Bowling Green
27	Martavius Mims	DB	6-1	205	r-Jr.	2L	Muscle Shoals, Ala./Muscle Shoals
76	Preston Mixon	OL	6-4	300	Fr.	HS	Montgomery, Ala./Jefferson Davis
50	Der'Quione Mobley	LB	6-1	240	r-Jr.	1L	Louisville, Ky./Central
22	Jakairi Moses	RB	5-9	185	Fr.	HS	Palm Beach Gardens, Fla./William T. Dwyer
6	Devin Nixon	WR	6-0	190	r-So.	1L	Melbourne, Fla./Viera
67	Matt Nord	OL	6-6	320	r-Jr.	2L	Louisville, Ky./DeSales
37	Ryan Nuss	K	5-8	200	r-Jr.	2L	Fairfield, Ohio/Fairfield/East Tennessee

NO.	NAME	POS.	HT.	WT.	YR.	EXP.	HOMETOWN/HS, JC or COLLEGE
45	Tyler Obee	LB	5-11	200	r-Fr.	RS	Flossmoor, Ill./Homewood-Flossmoor
42	Derik Overstreet	DL	6-2	250	Sr.	3L	Paducah, Ky./Paducah Tilghman
63	Miles Pate	OL	6-2	320	r-So.	1L	Suwannee, Ga./Peachtree Ridge
7	Jahcour Pearson	WR	5-9	180	r-Fr.	RS	Pembroke Pines, Fla./Flanagan
80	Kameron Peeler	WR	5-9	190	r-Fr.	RS	Clarksville, Tenn./Northeast
18	Dalton Ponchillia	WR	5-11	190	Gr.	TR	Nashville, Tenn./Franklin Road/East Tennessee
58	DeVon Quincy	DL	6-1	245	r-Fr.	RS	Lexington, Ky./Lafayette
52	Adam Raschilla	OL	6-5	330	r-Fr.	RS	Northport, Ala./Tuscaloosa County
51	Brandon Ray	OL	6-2	300	r-Sr.	3L	Madison, Ala./Bob Jones
80	Ben Reeder	LS	6-2	215	Fr.	HS	Greenville, S.C./J L Mann
11	Tanner Reeves	DL	6-4	260	r-Sr.	3L	Lakeland, Fla./George W. Jenkins
73	Cullen Reynolds	OL	6-5	325	r-So.	1L	Madisonville, Ky./Madisonville-North Hopkins
39	Alex Rinella	K	6-1	220	r-So.	1L	Johnson City, Tenn./Science Hill
33	Anthony Robinson	DL	6-3	235	r-Fr.	RS	Frankfort, Ky./Frankfort
29	Latheron Rodgers-Anderson	DB	6-0	185	Fr.	HS	Columbia, S.C./Ridge View
20	Nathan Roush	DB	6-1	185	r-Jr.	2L	Louisville, Ky./DeSales
26	Dionte Ruffin	DB	5-11	180	Fr.	HS	Dallas, Ga./Paulding County
25	Joshua Samuel	RB	5-11	200	Fr.	HS	Greenville, S.C./Central Gwinnett
56	Evan Sayner	DL	6-3	300	r-Jr.	2L	Paducah, Ky./McCracken County
71	R.J. Scaife	OL	6-5	285	r-So.	1L	Dade City, Fla./Pasco
12	Davis Shanley	QB	6-1	185	Fr.	HS	Duluth, Ga./South Forsyth
88	Skyler Simcox	K	6-0	180	Jr.	1L	Abingdon, Va./Abingdon/Emory & Henry
6	De'Andre Simmons	DB	5-11	195	r-Sr.	3L	Royal Palm Beach, Fla./Royal Palm Beach
75	Jimmie Sims	OL	6-4	295	r-Sr.	3L	New Orleans, La./McDonogh 35
59	Jarrett Sippola	LB	6-0	220	r-So.	SQ	Carrollton, Ga./Carrollton
2	Jacquez Sloan	WR	5-9	165	Fr.	HS	Atlanta, Ga./Grady
70	Cole Spencer	OL	6-4	285	Fr.	HS	Louisville, Ky./Trinity
90	Jack Thompson	DL	6-1	255	r-So.	SQ	Edmonton, Ky./Metcalfe County
8	Kylen Towner	WR	5-8	175	r-Sr.	3L	Mobile, Ala./St. Paul's Episcopal
5	Marquez Trigg	RB	6-0	225	r-So.	1L	Glasgow, Ky./Glasgow
65	Nick True	OL	6-4	285	r-Jr.	SQ	Fort Thomas, Ky./Highlands
12	Gaej Walker	DB	6-0	190	r-Fr.	RS	Gibsonton, Fla./East Bay
8	Marcus Ward	DB	6-3	220	Gr.	3L	Birmingham, Ala./Vestavia Hills
23	Devon Wharton	DB	6-2	215	r-Fr.	RS	Hopkinsville, Ky./Christian County
14	Mike White	QB	6-4	225	r-Sr.	1L	Fort Lauderdale, Fla./University/USF
25	Masai Whyte	LB	6-0	225	r-Jr.	2L	Shelbyville, Ky./Collins
95	Heath Wiggins	DL	6-2	265	r-So.	1L	Mayfield, Ky./Graves County
48	Steven Witchoskey	TE	6-2	235	Fr.	HS	Plant City, Fla./Durant
74	Tyler Witt	OL	6-2	300	r-Fr.	RS	Joliet, Ill./Joliet Catholic
19	Deon Yelder	TE	6-4	255	r-Sr.	2L	Louisville, Ky./Southern

2017 SPRING SIGNEES

NAME	POS.	HT.	WT.	YR.	HOMETOWN/HS, JC or COLLEGE
Kyle Bailey	LB	6-0	205	Fr.	Bremen, Ga./Bremen
*Roger Cray	DB	5-10	170	Fr.	Lake City, Fla./Columbia
Mik'Quan Deane	TE	6-4	240	r-Jr.	Tulsa, Okla./Northeastern Oklahoma JC/Memorial
Caleb Etheridge	OL	6-2	290	Fr.	Forsyth, Ga./Mary Persons
*Jaylon George	DL	6-3	270	r-So.	Atlanta, Ga./Northeastern Oklahoma JC/N. Clayton
Juwuan Jones	LB	6-3	235	Fr.	Sugar Hill, Ga./Lanier
*Carson Jordan	DL	6-3	265	Fr.	Poplarville, Miss./Mississippi Gulf Coast CC/Hancock
Antwon Kincade	DB	5-11	190	Fr.	Valdosta, Ga./Valdosta
Kris Leach	TE	6-6	225	Fr.	Beaeton, Va./Liberty
DeAngelo Malone	DL	6-3	210	Fr.	Ellenwood, Ga./Cedar Grove
C.J. Maria	DL	6-4	225	Fr.	Jonesboro, Ga./Jonesboro
*Jordan Meredith	OL	6-3	270	r-Fr.	Bowling Green, Ky./Bowling Green
Preston Mixon	OL	6-4	300	Fr.	Montgomery, Ala./Jefferson Davis
Jakairi Moses	RB	5-9	185	Fr.	Palm Beach Gardens, Fla./William T. Dwyer
Ben Reeder	LS	6-2	210	Fr.	Greenville, S.C./J L Mann
Latheron Rodgers-Anderson	DB	6-1	190	Fr.	Columbia, S.C./Ridge View
Dionte Ruffin	DB	6-0	180	Fr.	Dallas, Ga./Paulding County
Joshua Samuel	RB	5-11	200	Fr.	Greenville, S.C./Central Gwinnett
Davis Shanley	QB	6-2	190	Fr.	Duluth, Ga./South Forsyth
Jacquez Sloan	WR	5-9	165	Fr.	Atlanta, Ga./Grady
Cole Spencer	OL	6-4	285	Fr.	Louisville, Ky./Trinity
Steven Witchoskey	TE	6-3	240	Fr.	Plant City, Fla./Durant
Tariq Young	WR	5-11	185	Fr.	Lakeland, Fla./Lakeland

*indicates early enrollee



2016 C-USA STANDINGS / POSTSEASON RESULTS

East Division

	C-USA							All Games					
	W-L	Pct.	H	A	Div.	Pts	Opp	W-L	Pct.	H	A	Pts	Opp
*WKU	7-1	.875	4-0	3-1	5-0	407	173	11-3	.786	6-1	5-2	637	344
Old Dominion	7-1	.875	4-0	3-1	4-1	313	217	10-3	.769	6-0	4-3	456	354
Middle Tennessee	5-3	.625	2-2	3-1	3-2	310	300	8-5	.615	3-2	5-3	516	465
FIU	4-4	.500	2-2	2-2	3-3	234	269	4-8	.333	2-5	2-3	288	418
Charlotte	3-5	.375	0-4	3-1	2-3	202	246	4-8	.333	1-5	3-3	302	415
Florida Atlantic	2-6	.250	1-3	1-3	0-5	235	315	3-9	.250	2-4	1-5	317	477
Marshall	2-6	.250	2-2	0-4	2-4	162	256	3-9	.250	3-4	0-5	317	423

West Division

	C-USA							All Games					
	W-L	Pct.	H	A	Div.	Pts	Opp	W-L	Pct.	H	A	Pts	Opp
Louisiana Tech	6-2	.750	4-0	2-2	4-1	354	235	9-5	.643	5-0	4-5	620	470
UTSA	5-3	.625	3-1	2-2	3-2	281	249	6-7	.462	4-2	2-5	379	363
Southern Miss	4-4	.500	3-1	1-3	3-2	258	246	7-6	.538	4-2	3-4	427	384
North Texas	3-5	.375	2-2	1-3	2-3	194	282	5-8	.385	3-3	2-5	322	424
Rice	2-6	.250	1-3	1-3	1-4	197	294	3-9	.250	2-4	1-5	279	436
UTEP	2-6	.250	1-3	1-3	2-3	215	280	4-8	.333	3-4	1-4	316	419

*- Conference USA Champion



CHAMPIONSHIP GAME

SATURDAY, DECEMBER 5

Dynacraft Conference USA Championship Game

Bowling Green, Ky.

WKU 58, Louisiana Tech 44

MVP: Anthony Wales, RB, WKU

C-USA BOWL GAMES

GILDAN NEW MEXICO BOWL

(Albuquerque, NM)

SATURDAY, DECEMBER 17

New Mexico 23, UTSA 20

R+L CARRIERS NEW ORLEANS BOWL

(New Orleans, La.)

SATURDAY, DECEMBER 17

Southern Miss 28, Louisiana-Lafayette 21

BOCA RATON BOWL

(Boca Raton, Fla.)

TUESDAY, DECEMBER 20

WKU 51, Memphis 31

POPEYES BAHAMAS BOWL

(Nassau, Bahamas)

FRIDAY, DECEMBER 23

Old Dominion 24, Eastern Michigan 20

LOCKHEED MARTIN ARMED FORCES BOWL

(Fort Worth, Texas)

FRIDAY, DECEMBER 23

Louisiana Tech 48, Navy 45

HAWAI'I BOWL

(Honolulu, Hawai'i)

SATURDAY, DECEMBER 24

Hawai'i 52, Middle Tennessee 35

HEART OF DALLAS BOWL

(Dallas, Texas)

TUESDAY, DECEMBER 27

Army 38, North Texas 31 (ot)

C-USA AWARDS

COACH OF THE YEAR

Skip Holtz - LA Tech

MOST VALUABLE PLAYER

Ryan Higgins - QB - LA Tech

OFFENSIVE PLAYER OF THE YEAR

Carlos Henderson - WR - LA Tech

DEFENSIVE PLAYER OF THE YEAR

Trey Hendrickson - DE - FAU

SPECIAL TEAMS PLAYER OF THE YEAR

Carlos Henderson - KR - LA Tech

NEWCOMER OF THE YEAR

Mike White - QB - WKU

FRESHMAN OF THE YEAR

Josiah Tauaefa - LB - UTSA

2016 AWARD WINNERS

COACH OF THE YEAR

Skip Holtz - LA Tech

MOST VALUABLE PLAYER

Ryan Higgins - QB - LA Tech

OFFENSIVE

PLAYER OF THE YEAR

Carlos Henderson - WR - LA Tech

DEFENSIVE

PLAYER OF THE YEAR

Trey Hendrickson - DE - FAU

SPECIAL TEAMS

PLAYER OF THE YEAR

Carlos Henderson - KR - LA Tech

NEWCOMER OF THE YEAR

Mike White - QB - WKU

FRESHMAN OF THE YEAR

Josiah Tauaefa - LB - UTSA

FIRST TEAM ALL-C-USA

OFFENSE

QB - Ryan Higgins, Sr., Louisiana Tech
RB - I'Tavius Mathers, Sr., Middle Tenn.
RB - Aaron Jones, Jr., UTEP
OL - Darrell Brown, Sr., Louisiana Tech
OL - Cameron Tom, Sr., Southern Miss
OL - Will Hernandez, Jr., UTEP
OL - Max Halpin, Sr., WKU
OL - Forrest Lamp, Sr., WKU
TE - Hayden Plinke, Sr., UTEP
WR - Carlos Henderson, Jr., LA Tech
WR - Trent Taylor, Sr., Louisiana Tech
WR - Richie James, So., Middle Tennessee
WR - Taywan Taylor, Sr., WKU

DEFENSE

DL - Larry Ogunjobi, Sr., Charlotte
DL - Trey Hendrickson, Sr., Florida Atl.
DL - Jaylon Ferguson, So., Louisiana Tech
DL - Dylan Bradley, Sr., Southern Miss
LB - TJ Ricks, Sr., Old Dominion
LB - Emmanuel Ellerbee, Jr., Rice
LB - Josiah Tauaefa, Fr., UTSA
LB - Keith Brown, Sr., WKU
DB - Xavier Woods, Sr., Louisiana Tech
DB - Jeremy Cutrer, Sr., Middle Tennessee
DB - D'Nerius Antoine, Sr., Southern Miss
DB - Branden Leston, Sr., WKU

SPECIAL TEAMS

K - Canon Rooker, Jr., Middle Tennessee
P - Eric Keena, Sr., North Texas
KR - Carlos Henderson, Jr., LA Tech
PR - Nacarius Fant, Jr., WKU
LS - William Eads, Sr., Middle Tennessee

SECOND TEAM ALL-C-USA

OFFENSE

QB - Mike White, Jr., WKU
RB - Ito Smith, Jr., Southern Miss
RB - Anthony Wales, Sr., WKU
OL - Joseph Brunson, Sr., Louisiana Tech
OL - O'Shea Dugas, So., Louisiana Tech
OL - Daniel Stephens, Sr., Middle Tenn.
OL - Troy Butler, Sr., Old Dominion
OL - Darrell Williams, Jr., Sr., WKU
TE - Jonnu Smith, Sr., FIU
WR - Zach Pascal, Sr., Old Dominion
WR - Nicholas Norris, Sr., WKU

DEFENSE

DL - Rashaad Coward, Sr., Old Dominion
DL - Oshane Ximines, So., Old Dominion
DL - Marcus Davenport, Jr., UTSA
DL - Omarius Bryant, Sr., WKU
LB - Anthony Wint, Jr., FIU
LB - Jordan Harris, Sr., Louisiana Tech
LB - Alvin Jones, Jr., UTEP
DB - Kishawn McClain, Jr., North Texas
DB - Brandon Addison, Jr., Old Dominion
DB - Michael Egwuagu, Sr., UTSA
DB - Joe Brown, Jr., WKU

SPECIAL TEAMS

K - Jonathan Barnes, Jr., Louisiana Tech
K - Parker Shaunfield, So., Southern Miss
P - Jake Collins, So., WKU
KR - Kysten Towner, Jr., WKU
PR - Trent Taylor, Sr., Louisiana Tech
LS - Darrell Travis, Sr., Louisiana Tech

ALL-FRESHMAN TEAM

OFFENSE

QB - Mason Fine, North Texas
RB - Devin Singletary, Florida Atlantic
RB - Quinton Baker, WKU
OL - Ethan Reed, Louisiana Tech
OL - Levi Brown, Marshall
OL - Devin Hannan, Old Dominion
OL - Ty Pollard, Southern Miss
OL - Greg Long, UTEP
TE - Harrison Bryant, Florida Atlantic
WR - Stantley Thomas, FIU
WR - Ty Lee, Middle Tennessee

DEFENSE

DL - Eric Kendzior, Louisiana Tech
DL - Ty Tyler, Marshall
DL - Tyshun Render, Middle Tennessee
DL - LaDarius Hamilton, North Texas
DL - Chris Richardson, UTEP
LB - Tyriq Harris, Charlotte
LB - Jayson VanHook, UTEP
LB - Josiah Tauaefa, UTSA
DB - Ben DeLuca, Charlotte
DB - Ephraim Kitchen, Louisiana Tech
DB - Chris Jackson, Marshall
DB - Justin Rogers, UTEP

SPECIAL TEAMS

K - Brad Davis, Old Dominion
P - Bailey Cate, Old Dominion
KR - Kerrith Whyte, Florida Atlantic
PR - Darrell Brown, Old Dominion
LS - Matt Beardall, Marshall

ALL-ACADEMIC TEAM

Lee McNeill, Gr., Charlotte
Dillon DeBoer, Jr., Florida Atlantic
Xavier Woods, Sr., Louisiana Tech
Ryan Yurachek, Jr., Marshall
Brent Stockstill, So., Middle Tennessee
Fred Scott, Sr., North Texas
Tyler Compton, Sr., Old Dominion
Emmanuel Ellerbee, Jr., Rice
Picasso Nelson, Jr., Sr., Southern Miss
Cameron Tom, Sr., Southern Miss
John De LaRosa, Sr., UTEP

INDIVIDUAL LEADERS, ALL GAMES 2016 Statistics

RUSHING	G	ATT	YDS	AVG	TD	YDS/G
JONES, Aaron, UTEP	12	229	1773	7.7	17	147.8
WALES, A., WKU	13	237	1621	6.8	27	124.7
MATHERS, I., MT	13	232	1561	6.7	17	120.1
SMITH, Ito, USM	13	265	1459	5.5	17	112.2
LAWRY, R., ODU	12	200	1255	6.3	11	104.6
WILSON, J., NT	11	169	936	5.5	14	85.1
SINGLETARY, D., FAU	12	152	1021	6.7	12	85.1
PHILLIPS, K., CHA	11	189	907	4.8	4	82.5
GARDNER, A., FIU	12	181	930	5.1	6	77.5
CRAFT, J., LT	14	191	1074	5.6	9	76.7

PASS EFFICIENCY	G	CMP	ATT	INT	PCT	YDS	TD	EFF
WHITE, M., WKU	14	280	416	7	67.3	4363	37	181.4
HIGGINS, R., LT	13	329	496	8	66.3	4617	41	168.6
WASHINGTON, D., ODU	13	202	341	5	59.2	2836	31	156.2
STOCKSTILL, B., MT	10	262	414	7	63.8	3233	31	150.2
MULLENS, N., USM	11	243	384	11	63.2	3272	24	149.8
METZ, R., UTEP	11	130	201	4	64.7	1375	14	141.1
LITTON, C., MAR	10	231	371	9	62.3	2612	24	137.9
STURM, UTSA	13	169	299	6	56.5	2170	20	135.5
DRISKEL, J., FAU	12	200	327	11	61.1	2415	9	125.6
STEHLING, T., RICE	11	194	316	7	61.4	2049	12	124.0

TOTAL OFFENSE	G	RUSH	PASS	PLAYS	TOTAL	YDS/G
HIGGINS, R., LT	13	277	4617	584	4894	376.5
STOCKSTILL, B., MT	10	240	3233	459	3473	347.3
WHITE, M., WKU	14	-74	4363	445	4289	306.4
MULLENS, N., USM	11	-54	3272	435	3218	292.5
LITTON, C., MAR	10	-133	2612	405	2479	247.9
WASHINGTON, D., ODU	13	207	2836	408	3043	234.1
McGOUGH, A., FIU	9	117	1891	331	2008	223.1
DRISKEL, J., FAU	12	242	2415	407	2657	221.4
STEHLING, T., RICE	11	309	2049	417	2358	214.4
STURM, UTSA	13	313	2170	409	2483	191.0

RECEPTIONS/GAME	G	REC	YDS	TD	AVG/G	REC/G
TAYLOR, T., LT	14	136	1803	12	128.8	9.7
JAMES, R., MT	13	105	1625	12	125.0	8.1
TAYLOR, T., WKU	14	98	1730	17	123.6	7.0
HENDERSON, C., LT	13	82	1535	19	118.1	6.3
WOODS, K., FAU	12	68	934	1	77.8	5.7
NORRIS, N., WKU	14	76	1318	14	94.1	5.4
KNIGHT, J., MAR	12	62	631	5	52.6	5.2
MATHERS, I., MT	13	66	633	3	48.7	5.1
PASCAL, Z., ODU	13	65	946	9	72.8	5.0
DUKE, A., CHA	12	59	803	4	66.9	4.9

REC. YDS/GAME	G	REC	YDS	TD	AVG/C	YDS/G
TAYLOR, T., LT	14	136	1803	12	13.3	128.8
JAMES, Richie, MT	13	105	1625	12	15.5	125.0
TAYLOR, T., WKU	14	98	1730	17	17.7	123.6
HENDERSON, C., LT	13	82	1535	19	18.7	118.1
NORRIS, N., WKU	14	76	1318	14	17.3	94.1
STAGGERS, A., USM	13	63	1165	7	18.5	89.6
WOODS, K., FAU	12	68	934	1	13.7	77.8
PASCAL, Z., ODU	13	65	946	9	14.6	72.8
DUKE, A., CHA	12	59	803	4	13.6	66.9
DUHART, J., ODU	13	48	735	9	15.3	56.5

ALL-PURPOSE	G	Rush	Rcv	PR	KR	YDS	Avg/G
HENDERSON, C., LT	13	133	1535	0	805	2473	190.2
MATHERS, I., MT	13	1561	633	0	0	2194	168.8
JONES, A., UTEP	12	1773	233	0	0	2006	167.2
JAMES, R., MT	13	339	1625	128	43	2135	164.2
WALES, A., WKU	13	1621	323	0	0	1944	149.5
SMITH, I., USM	13	1459	459	0	0	1918	147.5
TAYLOR, T.,	14	0	1803	178	16	1997	142.6
GARDNER, A., FIU	12	930	191	0	425	1546	128.8
TAYLOR, T., WKU	14	36	1730	0	0	1766	126.1
DAVIS, K., MAR	9	469	56	0	603	1128	125.3

INTERCEPTIONS	G	INT	YDS	TD	INT/G
WOODS, X., LT	14	5	45	0	0.36
BROOKS, N., NT	13	4	54	0	0.31
JENKINS, E., NT	11	3	86	2	0.27
BROWN, I., FIU	11	3	43	1	0.27
DAVIS, K., CHA	11	3	8	0	0.27
YOUNG, A., ODU	12	3	40	1	0.25
ROLLE, E., CHA	12	3	24	0	0.25
MCCLAIN, K., NT	13	3	18	0	0.23
CUTRER, J., MT	13	3	0	0	0.23
ALLEN, R., MAR	11	2	39	0	0.18

PUNT RETURNS	G	RET	YDS	TD	AVG
TAYLOR, T., LT	14	17	178	0	10.5
STAGGERS, A., USM	13	21	205	1	9.8
JUNIEL, T., UTEP	12	22	203	0	9.2
FOSTER, H., MAR	11	15	136	0	9.1
JAMES, R., MT	13	17	128	0	7.5
TAYLOR, UTSA	13	19	86	0	4.5

KICKOFF RETURNS	G	RET	YDS	TD	AVG
WHYTE, K., FAU	11	39	916	0	23.5
DAVIS, K., MAR	9	26	603	1	23.2
WILSON, T., NT	12	32	700	0	21.9
MONTGOMERY, CHA	12	43	845	0	19.7

PUNTING	G	PUNT	YDS	AVG
SARRAZIN, T., USM	13	54	2431	45.0
KEENA, E., NT	13	72	3148	43.7
SHOUSE, G., LT	13	34	1470	43.2
COLLINS, J., WKU	14	39	1666	42.7
SCHOMP, D., FAU	12	68	2895	42.6
ROUTSAS, UTSA	13	69	2898	42.0
LUNA, A., UTEP	12	62	2542	41.0
FOX, J., RICE	12	75	3051	40.7
VEDVIK, K., MAR	12	70	2800	40.0
HART, A., CHA	11	68	2664	39.2

FIELD GOALS	G	FG	FGA	PCT	FG/G
BARNES, J., LT	14	22	27	81.5	1.57
ROOKER, C., MT	13	16	19	84.2	1.23
SHAUNFIELD, P., USM	10	12	14	85.7	1.20
SIMCOX, Skyler, WKU	14	16	22	72.7	1.14
TAYLOR, A., FIU	12	12	16	75.0	1.00
FALCON, UTSA	12	12	17	70.6	1.00
JOSEPH, G., FAU	12	10	14	71.4	0.83
DAVIS, B., ODU	13	10	11	90.9	0.77
MOORE, T., NT	12	9	13	69.2	0.75
TOBOLA, H., RICE	11	7	11	63.6	0.64

SCORING (TDs)	Gde	TD	Run	Pass	Ret	PAT	Pts	Avg/G
WALES, A., WKU	13	29	27	2	0	0	174	13.4
HENDERSON, C., LT	13	23	2	19	2	0	138	10.6
JONES, A., UTEP	12	20	17	3	0	0	120	10.0
MATHERS, I., MT	13	20	17	3	0	0	120	9.2
SMITH, I., USM	13	19	17	2	0	0	114	8.8
WILSON, J., NT	11	15	14	1	0	0	90	8.2
JAMES, R., MT	13	16	4	12	0	0	96	7.4
TAYLOR, T., WKU	14	17	0	17	0	0	102	7.3
COX, J., ODU	12	14	13	1	0	1	86	7.2
HOWELL, G., FAU	12	13	13	0	0	0	78	6.5

TACKLES	G	UA	A	TOTAL	TPG
ELLERBEE, RICE	11	70	48	118	10.7
BROWN, K., WKU	14	60	71	131	9.4
AL-SHAAIR, A., FAU	12	56	56	112	9.3
JONES, A., UTEP	10	44	49	93	9.3
YOUNG, J., FAU	11	67	33	100	9.1
WILLIAMS, T., FIU	12	61	48	109	9.1
WINT, A., FIU	12	57	51	108	9.0
COOK, N., CHA	12	49	59	108	9.0
TAUAEFA, UTSA	13	50	65	115	8.8
RICKS, TJ, ODU	13	48	54	102	7.8
MELTON, C., MT	13	52	50	102	7.8
HARRIS, J, LT	12	53	41	94	7.8
WILSON, A., ODU	13	54	45	99	7.6
LYONS, A., RICE	12	48	43	91	7.6
LOVLETTE, D., UTEP	12	38	51	89	7.4
NEELY, C., MAR	11	40	39	79	7.2
MCCOLLUM, T.J., WKU	12	45	40	85	7.1
MCCLAIN, K., NT	13	67	24	91	7.0
ALLEN, R, MARS	11	49	27	76	6.9
HANCOCK, C., MAR	10	23	46	69	6.9
LESTON, B., WKU	14	62	34	96	6.9
BASS, UTSA	13	33	54	87	6.7
REAVIS, C.J., MAR	9	32	28	60	6.7
ANTOINE, D., USM	13	53	33	86	6.6
GANT, K., MAR	12	43	34	77	6.4



SACKS	G	UA	A	TOTAL
FERGUSON, J., LT	14	13	3	14.5
HENDRICKSON, T., FAU	12	8	3	9.5
BRADLEY, D., USM	13	6	5	8.5
XIMINES, O., ODU	13	7	1	7.5
ROTIMI, B., ODU	13	4	6	7.0
POOLE, J., USM	13	6	2	7.0
DAWSON, N., WKU	12	5	4	7.0
DAVENPORT, UTSA	13	6	1	6.5
TAUAEFA, UTSA	13	6	0	6.0
THIGPEN, X., USM	13	5	2	6.0
BROWN, K., WKU	14	5	2	6.0

TACKLES FOR LOSS	G	TOTAL	Avg.
FERGUSON, J., LT	14	16.0	1.14
BRADLEY, D., USM	13	15.5	1.19
HENDRICKSON, T., FAU	12	15.0	1.25
OGUNJOBI, L., CHA	12	13.5	1.12
THIGPEN, X., USM	13	13.5	1.04
BROWN, K., WKU	14	13.0	0.93
JOHNSON, C., WKU	14	12.5	0.89
XIMINES, O., ODU	13	11.5	0.88
MCGASKEY, T., RICE	12	11.0	0.92
BASS, UTSA	13	11.0	0.85

FUMBLES FORCED	G	TOTAL	Avg.
ALLEN, R., MAR	11	4	0.36
FERGUSON, J., LT	14	4	0.29
SANDERS, D.J., MT	13	3	0.23
THIGPEN, X., USM	13	3	0.23
XIMINES, O., ODU	13	3	0.23
WEST, V., FIU	9	2	0.22
NEELY, C., MAR	11	2	0.18
BRADSHAW, C.J., ODU	11	2	0.18
ROSE, O., FAU	11	2	0.18
WHEELER, J., NT	12	2	0.17

PASSES DEFENDED	G	TOTAL	Avg.
ALLEN, R., MAR	11	14	1.27
JENKINS, E., NT	11	13	1.18
CUTRER, J., MT	13	13	1.00
COVINGTON, A., CHA	11	11	1.00
MINTER, M., MT	13	12	0.92
ADDISON, B., ODU	13	12	0.92
JACKSON, C., MAR	12	11	0.92
NEEDHAM, N., UTEP	12	11	0.92
DAVIS, K., CHA	11	10	0.91
BROWN, I., FIU	11	10	0.91

TEAM LEADERS, ALL GAMES 2016 Statistics

RUSHING OFFENSE	G	ATT	YDS	AVG	TD	YDS/G
Old Dominion	13	500	2595	5.2	27	199.6
Middle Tennessee	13	417	2494	6.0	26	191.8
Florida Atlantic	12	472	2258	4.8	31	188.2
WKU	14	487	2609	5.4	35	186.4
UTEP	12	409	2226	5.4	20	185.5
Charlotte	12	487	2114	4.3	18	176.2
Southern Miss	13	544	2269	4.2	26	174.5
Rice	12	483	2036	4.2	23	169.7
UTSA	13	524	2104	4.0	22	161.8
Louisiana Tech	14	417	2119	5.1	30	151.4
FIU	12	423	1783	4.2	16	148.6
North Texas	13	426	1736	4.1	24	133.5
Marshall	12	396	1298	3.3	12	108.2

PASS OFFENSE	G	CMP	ATT	INT	PCT	YDS	AVG	TD	YDS/G
Louisiana Tech	14	362	543	9	66.7	5087	9.4	43	363.4
WKU	14	305	471	8	64.8	4715	10.0	42	336.8
Middle Tennessee	13	349	556	15	62.8	4236	7.6	39	325.8
Southern Miss	13	285	478	16	59.6	3877	8.1	26	298.2
Marshall	12	264	438	12	60.3	2902	6.6	28	241.8
Old Dominion	13	220	374	6	58.8	3042	8.1	31	234.0
FIU	12	238	407	17	58.5	2720	6.7	19	226.7
Rice	12	241	412	10	58.5	2582	6.3	16	215.2
UTSA	13	216	383	8	56.4	2777	7.3	26	213.6
Florida Atlantic	12	215	366	13	58.7	2521	6.9	9	210.1
North Texas	13	261	449	13	58.1	2708	6.0	15	208.3
Charlotte	12	214	413	6	51.8	2313	5.6	17	192.8
UTEP	12	195	327	8	59.6	2204	6.7	21	183.7

TOTAL OFFENSE	G	RUSH	PASS	PLAYS	YDS	AVG/P	TD	YDS/G
WKU	14	2609	4715	958	7324	7.6	77	523.1
Middle Tennessee	13	2494	4236	973	6730	6.9	65	517.7
Louisiana Tech	14	2119	5087	960	7206	7.5	73	514.7
Southern Miss	13	2269	3877	1022	6146	6.0	52	472.8
Old Dominion	13	2595	3042	874	5637	6.4	58	433.6
Florida Atlantic	12	2258	2521	838	4779	5.7	40	398.2
Rice	12	2036	2582	895	4618	5.2	39	384.8
UTSA	13	2104	2777	907	4881	5.4	48	375.5
FIU	12	1783	2720	830	4503	5.4	35	375.2
UTEP	12	2226	2204	736	4430	6.0	41	369.2
Charlotte	12	2114	2313	900	4427	4.9	35	368.9
Marshall	12	1298	2902	834	4200	5.0	40	350.0
North Texas	13	1736	2708	875	4444	5.1	39	341.8

SCORING OFFENSE	TD	XPT	2XP	DXP	FG	SAF	PTS	AVG
WKU	82	78	21	0	1	1	637	45.5
Louisiana Tech	79	78	22	0	0	1	620	44.3
Middle Tennessee	67	64	16	1	0	0	516	39.7
Old Dominion	60	52	12	2	0	2	456	35.1
Southern Miss	55	50	15	1	0	0	427	32.8
UTSA	49	43	12	2	1	0	379	29.2
Florida Atlantic	41	39	10	1	0	0	317	26.4
Marshall	44	39	4	1	0	0	317	26.4
UTEP	43	39	10	2	0	0	316	26.3
Rice	40	33	8	2	1	0	303	25.2
Charlotte	40	33	9	1	0	0	302	25.2
North Texas	42	41	9	0	0	1	322	24.8
FIU	36	34	12	1	0	0	288	24.0

PUNT RETURN AVG.	G	RET	YDS	TD	AVG
WKU	14	15	269	3	17.9
Louisiana Tech	14	17	178	0	10.5
FIU	12	15	148	0	9.9
Old Dominion	13	23	219	0	9.5
UTEP	12	23	217	1	9.4
Southern Miss	13	27	252	1	9.3
North Texas	13	18	163	1	9.1
Marshall	12	17	148	0	8.7
Middle Tennessee	13	21	162	0	7.7
UTSA	13	23	151	0	6.6
Florida Atlantic	12	13	60	0	4.6
Rice	12	19	65	0	3.4
Charlotte	12	17	49	1	2.9

KICKOFF RETURNS	G	RET	YDS	TD	AVG
WKU	14	48	1280	1	26.7
Louisiana Tech	14	57	1436	3	25.2
UTSA	13	37	847	0	22.9
Old Dominion	13	39	866	0	22.2
Marshall	12	60	1279	1	21.3
Florida Atlantic	12	62	1300	0	21.0
FIU	12	45	893	0	19.8
Rice	12	32	630	0	19.7
Charlotte	12	52	1023	0	19.7
North Texas	13	48	937	0	19.5
Middle Tennessee	13	30	569	0	19.0
UTEP	12	44	809	0	18.4
Southern Miss	13	54	959	0	17.8





RUSHING DEFENSE	G	Rushes	Yards	Avg	TD	Yds/G
WKU	14	456	1361	3.0	16	97.2
Charlotte	12	406	1721	4.2	24	143.4
Louisiana Tech	14	524	2047	3.9	27	146.2
Southern Miss	13	427	1949	4.6	28	149.9
Old Dominion	13	503	2033	4.0	25	156.4
UTSA	13	487	2112	4.3	21	162.5
Middle Tennessee	13	577	2583	4.5	37	198.7
FIU	12	457	2385	5.2	26	198.8
Marshall	12	488	2421	5.0	28	201.8
UTEP	12	476	2524	5.3	23	210.3
Rice	12	477	2602	5.5	30	216.8
North Texas	13	588	3114	5.3	31	239.5
Florida Atlantic	12	537	2945	5.5	37	245.4

PASS EFF. DEF.	Cmp	Att	Int	Pct	Yds	TD	Eff
North Texas	182	354	14	51.4	2603	20	123.9
Middle Tennessee	286	491	11	58.2	3260	24	125.7
WKU	328	558	14	58.8	3911	25	127.4
Old Dominion	245	418	11	58.6	2944	21	129.1
Southern Miss	170	312	10	54.5	2274	19	129.4
UTSA	224	408	7	54.9	2984	22	130.7
Charlotte	310	496	16	62.5	3718	29	138.3
Marshall	220	372	8	59.1	3044	21	142.2
UTEP	210	346	6	60.7	2508	26	142.9
FIU	226	366	6	61.7	2830	22	143.3
Louisiana Tech	323	494	9	65.4	3846	33	149.2
Florida Atlantic	233	355	10	65.6	3221	24	158.5
Rice	214	338	5	63.3	3452	25	170.6

TOTAL DEFENSE	Rush	Pass	Plays	Yards	Avg/P	TD	Yds/G
Southern Miss	1949	2274	739	4223	5.7	47	324.8
WKU	1361	3911	1014	5272	5.2	41	376.6
Old Dominion	2033	2944	921	4977	5.4	46	382.8
UTSA	2112	2984	895	5096	5.7	43	392.0
UTEP	2524	2508	822	5032	6.1	49	419.3
Louisiana Tech	2047	3846	1018	5893	5.8	60	420.9
FIU	2385	2830	823	5215	6.3	48	434.6
North Texas	3114	2603	942	5717	6.1	51	439.8
Middle Tennessee	2583	3260	1068	5843	5.5	61	449.5
Charlotte	1721	3718	902	5439	6.0	53	453.2
Marshall	2421	3044	860	5465	6.4	49	455.4
Rice	2602	3452	815	6054	7.4	55	504.5
Florida Atlantic	2945	3221	892	6166	6.9	61	513.8

SCORING DEFENSE	TD	FG	XPT	2XP	DXP	SAF	PTS	Avg/G
WKU	43	15	41	0	0	0	344	24.6
Old Dominion	47	7	45	1	2	0	354	27.2
UTSA	46	15	34	4	0	0	363	27.9
Southern Miss	50	10	50	0	0	2	384	29.5
North Texas	55	14	46	2	0	1	424	32.6
Louisiana Tech	62	12	60	0	1	0	470	33.6
Charlotte	54	14	49	0	0	0	415	34.6
FIU	55	10	52	2	0	1	418	34.8
UTEP	53	16	47	3	0	0	419	34.9
Marshall	55	13	52	0	1	0	423	35.2
Middle Tennessee	62	10	59	1	0	1	465	35.8
Rice	58	13	57	0	1	1	448	37.3
Florida Atlantic	63	12	57	3	0	0	477	39.8

TURNOVER MARGIN	(Gained)			(Lost)			Mar
	Fum	Int	Tot	Fum	Int	Tot	
Old Dominion	12	11	23	4	6	10	+13
Charlotte	7	16	23	9	6	15	+8
Marshall	12	8	20	4	12	16	+4
UTSA	11	7	18	7	8	15	+3
WKU	7	14	21	11	8	19	+2
North Texas	8	14	22	8	13	21	+1
Louisiana Tech	9	9	18	8	9	17	+1
Middle Tennessee	8	11	19	6	15	21	-2
Florida Atlantic	5	10	15	7	13	20	-5
UTEP	5	6	11	8	8	16	-5
Rice	6	5	11	8	10	18	-7
FIU	8	6	14	6	17	23	-9
Southern Miss	5	10	15	16	16	32	-17

PUNTING	Punts	Avg	PR	Avg	Yds/P
Southern Miss	55	44.2	104	1.9	40.5
North Texas	73	43.1	253	3.5	38.8
WKU	40	42.5	49	2.5	38.8
UTSA	69	42.0	247	3.6	37.8
Florida Atlantic	69	42.0	181	2.6	37.6
UTEP	63	40.3	168	2.7	37.4
Rice	79	39.7	124	1.6	37.4
Marshall	71	39.4	162	2.3	36.6
Middle Tennessee	59	38.6	68	1.2	36.4
Charlotte	76	38.5	131	1.7	35.7
Louisiana Tech	40	41.0	180	4.5	34.5
FIU	61	37.6	147	2.4	34.2
Old Dominion	59	37.3	133	2.3	34.0

FIELD GOALS	G	Made	Att	Pct.
Old Dominion	13	12	13	.923
Middle Tennessee	13	16	19	.842
Southern Miss	13	15	18	.833
Louisiana Tech	14	22	27	.815
FIU	12	12	16	.750
Florida Atlantic	12	10	14	.714
UTEP	12	5	7	.714
UTSA	13	12	17	.706
WKU	14	21	30	.700
North Texas	13	9	13	.692
Charlotte	12	9	13	.692
Rice	12	8	12	.667
Marshall	12	4	10	.400

PAT KICKING	G	Made	Att	Pct.
North Texas	13	41	41	1.000
Florida Atlantic	12	39	39	1.000
Louisiana Tech	14	78	79	.987
WKU	14	78	80	.975
UTEP	12	39	40	.975
FIU	12	34	35	.971
Middle Tennessee	13	64	66	.970
Southern Miss	13	50	52	.962
UTSA	13	43	45	.956
Old Dominion	13	52	56	.929
Marshall	12	39	42	.929
Rice	12	33	36	.917
Charlotte	12	33	38	.860

FIRST DOWNS	G	Rush	Pass	Pen	Total
Louisiana Tech	14	119	210	29	358
WKU	14	139	184	21	344
Middle Tennessee	13	111	186	26	323
Southern Miss	13	121	157	29	307
Old Dominion	13	114	132	28	274
Rice	12	123	113	25	261
UTSA	13	115	123	17	255
Florida Atlantic	12	125	108	14	247
Marshall	12	85	125	31	241
North Texas	13	94	121	25	240
FIU	12	91	129	18	238
Charlotte	12	106	102	29	237
UTEP	12	97	103	20	220

3RD-DN CONVERSIONS	G	Made	Att	Pct.
Louisiana Tech	14	78	155	50.3
WKU	14	78	167	46.7
Middle Tennessee	13	82	184	44.6
UTSA	13	91	207	44.0
UTEP	12	64	153	41.8
Southern Miss	13	83	203	40.9
Old Dominion	13	64	172	37.2
Rice	12	67	182	36.8
FIU	12	61	170	35.9
North Texas	13	63	181	34.8
Marshall	12	59	173	34.1
Florida Atlantic	12	57	169	33.7
Charlotte	12	63	196	32.1

4TH-DN CONVERSIONS	G	Made	Att	Pct.
Marshall	12	16	24	66.7
Rice	12	11	17	64.7
Southern Miss	13	22	35	62.9
Louisiana Tech	14	6	10	60.0
Old Dominion	13	18	31	58.1
UTSA	13	14	26	53.8
FIU	12	13	26	50.0
Charlotte	12	16	33	48.5
WKU	14	7	17	41.2
Florida Atlantic	12	7	18	38.9
North Texas	13	8	22	36.4
UTEP	12	5	15	33.3
Middle Tennessee	13	4	14	28.6

PENALTIES	G	No	Yds	Avg./G
Old Dominion	13	66	572	44.0
UTEP	12	67	550	45.8
Rice	12	69	566	47.2
FIU	12	64	574	47.8
Florida Atlantic	12	63	577	48.1
Louisiana Tech	14	71	675	48.2
Middle Tennessee	13	78	730	56.2
UTSA	13	92	778	59.8
Southern Miss	13	97	839	64.5
WKU	14	93	931	66.5
Charlotte	12	88	818	68.2
North Texas	13	97	890	68.5
Marshall	12	90	921	76.8

2016 SUPERLATIVES - ALL GAMES

INDIVIDUAL GAME HIGHS

Points scored	30	HENDERSON, C., Louisiana Tech at Massachusetts (10/15/16)
	30	HENDERSON, C., Louisiana Tech at North Texas (Nov 05, 2016)
	30	WALES, Anthony, WKU vs Louisiana Tech (Dec 03, 2016)
TD responsibility	6	LITTON, Chase, Marshall vs Morgan State (Sep 10, 2016) [0r,6p]
	5	seven tied with
Points scored kicking	16	SIMCOX, Skyler, WKU at Marshall (Nov 26, 2016) [3fg,7pat]
	16	SIMCOX, Skyler, WKU vs Louisiana Tech (Dec 03, 2016) [3fg,7pat]
Total offense yards	604	MULLENS, Nick, Southern Miss vs Rice (Oct 1, 2016) [13r,591p]
	518	HIGGINS, Ryan, Louisiana Tech at Middle Tennessee (Sep 24, 2016) [14r,504p]
Total offense plays	70	STOCKSTILL, B., Middle Tennessee at Vanderbilt (Sep 10,2016) [5r,65p]
	69	HIGGINS, Ryan, Louisiana Tech at Middle Tennessee (Sep 24, 2016) [10r,59p]
	69	STEHLING, Tyler, Rice at Charlotte (Nov 12, 2016) [20r,49p]
Rushing yards	301	JONES, Aaron, UTEP vs North Texas (Nov 26, 2016)
	257	SINGLETERARY, D., Florida Atlantic at Rice (Nov 05, 2016)
Rushing attempts	36	SMITH, Ito, Southern Miss at Kentucky (Sep 03, 2016)
	36	WALES, Anthony, WKU vs Louisiana Tech (Dec 03, 2016)
Rushing TDs	4	WALES, Anthony, WKU vs FIU (Nov 05, 2016)
	4	JONES, Aaron, UTEP vs North Texas (Nov 26, 2016)
	4	WALES, Anthony, WKU vs Louisiana Tech (Dec 03, 2016)
Longest rush	92	WILLIAMS, J., UTSA vs Southern Miss (Oct 8, 2016)
	86	SMITH, Ito, Southern Miss vs Savannah State (Sep 10, 2016)
Passing yards	591	MULLENS, Nick, Southern Miss vs Rice (Oct 1, 2016)
	517	WHITE, Mike, WKU vs Rice (Sep 01, 2016)
Passing attempts	65	STOCKSTILL, B., Middle Tennessee at Vanderbilt (Sep 10,2016)
	59	HIGGINS, Ryan, Louisiana Tech at Middle Tennessee (Sep 24, 2016)
Passing TDs	6	LITTON, Chase, Marshall vs MORGAN STATE (Sep 10, 2016)
	5	six tied with
Longest pass	93	MULLENS, Nick, Southern Miss vs Rice (Oct 1, 2016)
	89	SMITH, J'Mar, Louisiana Tech vs Rice (Oct 29, 2016)
Passes completed	42	STOCKSTILL, B., Middle Tennessee vs WKU (Oct 15, 2016)
	38	STOCKSTILL, B., Middle Tennessee at Vanderbilt (Sep 10,2016)
Receiving yards	326	HENDERSON, C., Louisiana Tech at Massachusetts (10/15/16)
	292	STAGGERS, A., Southern Miss vs Rice (Oct 1, 2016)
Receptions	17	TAYLOR, Trent, Louisiana Tech at Middle Tennessee (Sep 24, 2016)
	16	JAMES, Richie, Middle Tennessee vs WKU (Oct 15, 2016)
Yards per catch	51.5	STEWART, UTSA at RICE (Oct 15, 2016) [2-103]
	48.7	STAGGERS, A., Southern Miss vs Rice (Oct 1, 2016) [6-292]
Receiving TDs	5	HENDERSON, C., Louisiana Tech at Massachusetts (10/15/16)
	4	HENDERSON, C., Louisiana Tech at North Texas (Nov 05, 2016)
Longest reception	93	STAGGERS, A., Southern Miss vs Rice (Oct 1, 2016)
	89	OLIVER, DeJuawn, Louisiana Tech vs Rice (Oct 29, 2016)
Field goal attempts	5	FALCON, UTSA vs UTEP (Oct 22, 2016)
Field goals made	3	12 tied with
Longest field goal	54	BARNES, J., Louisiana Tech vs WKU (Oct 06, 2016)
	52	SIMCOX, Skyler, WKU at Middle Tennessee (Oct 15, 2016)
PAT kicks attempted	11	ROOKER, Canon, Middle Tennessee vs Florida Atlantic (Nov 26, 2016)
PAT kicks made	11	ROOKER, Canon, Middle Tennessee vs Florida Atlantic (Nov 26, 2016)
Punts	11	Hart, Arthur, Charlotte at Louisville (Sep 01, 2016)
Yards punted	469	VEDVIK, Kaare, Marshall at Southern Miss (Oct 29, 2016) [10-469]
	466	SCHOMP, Dalton, Florida Atlantic vs WKU (Oct 29, 2016) [10-466]
Longest punt	72	VEDVIK, Kaare, Marshall at Southern Miss (Oct 29, 2016)
Punting avg	64.3	SCHOMP, Dalton, Florida Atlantic vs Old Dominion (Nov 19, 2016) [3-193]
	59.0	SARRAZIN, Tyler (Southern Miss) vs LOUISIANA TECH (Nov 25, 2016) [2-118]
Punt returns	7	TAYLOR, UTSA vs Alabama State (Sep 3, 2016)
Punt return yards	104	JUNIEL, Terry, UTEP vs New Mexico State (Sep 03, 2016)
Longest punt return	75	STAGGERS, A., Southern Miss vs Savannah State (Sep 10, 2016)
Punt return TDs	1	seven tied with
Punt return avg.	26.0	FANT, N., WKU at Miami (Ohio) (Sep 17, 2016) [2-52]
	26.0	OWENS, Thomas, FIU vs UCF (Sep 24, 2016) [2-52]
Kick returns	9	GUIDRY, UTSA at Louisiana Tech (Nov 12, 2016)
Kick return yards	188	GUIDRY, UTSA at Louisiana Tech (Nov 12, 2016)
Kick return avg	89.0	TOWNER, Kylan, WKU vs Louisiana Tech (Dec 03, 2016) [2-178]
Longest kick return	99	DAVIS, Keion, Marshall at North Texas (Oct 08, 2016)
Kick return TDs	1	five tied with
Combined PR/KR yards	224	GUIDRY, UTSA at Louisiana Tech (Nov 12, 2016) [36pr-188kr]
Interceptions	2	seven tied with
Interception return yds	100	MIKELL, Curtis, Southern Miss at UTEP (Sep 24, 2016)
Interception return avg	50.0	MIKELL, Curtis, Southern Miss at UTEP (Sep 24, 2016) [2-100]
Longest interception rtn	100	MIKELL, Curtis, Southern Miss at UTEP (Sep 24, 2016)
All-purpose yards	396	SINGLETERARY, D., Florida Atlantic at Middle Tennessee (Nov 26, 2016)
Tackles	18.0	DALE, Alex, Middle Tennessee at Missouri (Oct 22, 2016) [13-5]
Sacks	3.5	BRADLEY, Dylan, Southern Miss vs Rice (Oct 1, 2016) [3-1]

INDIVIDUAL LEADERS, C-USA GAMES 2016 Statistics

RUSHING	G	ATT	YDS	AVG	TD	YDS/G
JONES, A., UTEP	8	155	1106	7.1	11	138.2
MATHERS, I., MT	8	145	1005	6.9	11	125.6
SINGLETERY, D., FAU	8	138	985	7.1	12	123.1
LAWRY, R., ODU	7	127	791	6.2	8	113.0
WALES, A., WKU	8	124	884	7.1	17	110.5
SMITH, I., USM	8	159	825	5.2	10	103.1
PHILLIPS, K., CHA	8	158	760	4.8	3	95.0
WILLIAMS, J., UTSA	8	146	685	4.7	8	85.6
WILSON, J., NT	6	95	500	5.3	7	83.3
GARDNER, A., FIU	8	124	642	5.2	3	80.2

PASS EFFICIENCY	G	CMP	ATT	INT	PCT	YDS	TD	EFF
WHITE, M., WKU	8	177	249	2	71.1	2756	25	195.6
MULLENS, N., USM	6	135	208	4	64.9	2028	16	168.3
WASHINGTON, ODU	8	129	208	3	62.0	1861	21	167.6
HIGGINS, R., LT	8	185	282	4	65.6	2502	22	163.0
STURM, UTSA	8	102	181	3	56.4	1355	11	136.0
METZ, R., UTEP	7	107	171	4	62.6	1137	11	135.0
DRISKEL, J., FAU	8	120	199	7	60.3	1517	6	127.3
LITTON, C., MAR	7	166	266	5	62.4	1650	12	125.6
FINE, M., NT	6	121	189	3	64.0	1206	5	123.2
STEHLING, T., RICE	8	148	230	6	64.3	1412	6	119.3

TOTAL OFFENSE	G	RUSH	PASS PLAYS	TOTAL	YDS/G	
HIGGINS, R., LT	8	248	2502	331	2750	343.8
WHITE, M., WKU	8	-39	2756	260	2717	339.6
MULLENS, N., USM	6	-20	2028	239	2008	334.7
WASHINGTON, ODU	8	145	1861	246	2006	250.8
LITTON, C., MAR	7	-89	1650	293	1561	223.0
FINE, M., NT	6	108	1206	253	1314	219.0
DRISKEL, J., FAU	8	221	1517	244	1738	217.2
STEHLING, T., RICE	8	287	1412	315	1699	212.4
KLUGH, H., CHA	8	360	1234	284	1594	199.2
STURM, UTSA	8	185	1355	251	1540	192.5

RECEPTIONS/GAME	G	REC	YDS	TD	AVG/G	REC/G
TAYLOR, T., LT	8	78	914	5	114.2	9.8
JAMES, R., MT	8	64	996	7	124.5	8.0
TAYLOR, T., WKU	8	54	955	12	119.4	6.8
NORRIS, N., WKU	8	48	798	10	99.8	6.0
KNIGHT, J., MAR	8	46	434	2	54.2	5.8
WOODS, K., FAU	8	45	563	0	70.4	5.6
THOMPSON, DJ, USM	6	32	365	5	60.8	5.3
OWENS, T., FIU	8	42	581	7	72.6	5.2
MATHERS, I., MT	8	41	355	1	44.4	5.1
PASCAL, Z., ODU	8	40	578	5	72.2	5.0

REC. YDS/GAME	G	REC	YDS	TD	AVG/C	YDS/G
JAMES, R., MT	8	64	996	7	15.6	124.5
TAYLOR, T., WKU	8	54	955	12	17.7	119.4
TAYLOR, T., LT	8	78	914	5	11.7	114.2
NORRIS, N., WKU	8	48	798	10	16.6	99.8
STAGGERS, A., USM	8	36	748	5	20.8	93.5
HENDERSON, C., LT	7	31	639	10	20.6	91.3
OWENS, T., FIU	8	42	581	7	13.8	72.6
PASCAL, Z., ODU	8	40	578	5	14.4	72.2
WOODS, K., FAU	8	45	563	0	12.5	70.4
STEWART, UTSA	8	26	540	4	20.8	67.5

ALL-PURPOSE	G	Rush	Rcv	PR	KR	YDS	Avg/G
JAMES, R., MT	8	295	996	76	29	1396	174.5
SINGLETERY, D, FAU	8	985	147	0	230	1362	170.2
MATHERS, I., MT	8	1005	355	0	0	1360	170.0
JONES, A., UTEP	8	1106	179	0	0	1285	160.6
HENDERSON, C., LT	7	105	639	0	337	1081	154.4
SMITH, I., USM	8	825	350	0	0	1175	146.9
GARDNER, A., FIU	8	642	72	0	358	1072	134.0
WALES, A., WKU	8	884	164	0	0	1048	131.0
TAYLOR, T., LT	8	0	914	105	0	1019	127.4
PHILLIPS, K., CHA	8	760	229	0	0	989	123.6

INTERCEPTIONS	G	INT	YDS	TD	INT/G
WOODS, X., LT	8	3	45	0	0.38
BROWN, I., FIU	8	3	43	1	0.38
CUTRER, J., MT	8	3	0	0	0.38
ALLEN, R., MAR	7	2	39	0	0.29
ROSE, O., FAU	7	2	12	0	0.29
YOUNG, J., FAU	7	2	0	0	0.29
MIKELL, C., USM	8	2	100	1	0.25
SANDERS, DJ, MT	8	2	68	2	0.25
MINTER, M., MT	8	2	58	0	0.25
BROOKS, N., NT	8	2	42	0	0.25

PUNT RETURNS	G	RET	YDS	TD	AVG
FOSTER, H., MAR	7	10	111	0	11.1
TAYLOR, T., LT	8	11	105	0	9.5
STAGGERS, A., USM	8	13	111	0	8.5
SMILEY, T., NT	7	10	84	0	8.4
JUNIEL, Terry, UTEP	8	10	57	0	5.7

KICKOFF RETURNS	G	RET	YDS	TD	AVG
TOWNER, K., WKU	8	16	589	1	36.8
GUIDRY, UTSA	8	16	392	0	24.5
GARDNER, A., FIU	8	16	358	0	22.4
WHYTE, K., FAU	7	25	558	0	22.3
WILSON, T., NT	8	23	480	0	20.9
MONTGOMERY, CHA	8	24	484	0	20.2

PUNTING	G	PUNT	YDS	AVG
SCHOMP, D., FAU	8	39	1747	44.8
SARRAZIN, T., USM	8	31	1382	44.6
KEENA, E., NT	8	48	2130	44.4
SHOUSE, G., LT	7	21	910	43.3
COLLINS, J., WKU	8	18	77	42.9
LUNA, A., UTEP	8	38	1624	42.7
ROUTSAS, UTSA	8	40	1700	42.5
FOX, J., RICE	8	49	2061	42.1
VEDVIK, K., MAR	8	48	1918	40.0
HART, A., CHA	7	41	1596	38.9

FIELD GOALS	G	FG	FGA	PCT	FG/G
BARNES, J., LT	8	11	14	78.6	1.38
SIMCOX, S., WKU	8	11	14	78.6	1.38
ROOKER, C., MT	8	10	10	100.0	1.25
FALCON, UTSA	8	9	13	69.2	1.12
TAYLOR, A., FIU	8	8	12	66.7	1.00
DAVIS, B., ODU	8	6	6	100.0	0.75
MOORE, T., NT	8	6	8	75.0	0.75
JOSEPH, G., FAU	8	6	10	60.0	0.75
TOBOLA, H., RICE	8	5	9	55.6	0.62
MATTOX, J., UTEP	8	4	5	80.0	0.50

SCORING (TDs)	G	TD	Run	Pass	Ret	PAT	Pts	Avg/G
WALES, A., WKU	8	18	17	1	0	0	108	13.5
HENDERSON, C.-LT	7	14	2	10	2	0	84	12.0
JONES, A., UTEP	8	14	11	3	0	0	84	10.5
MATHERS, I., MT	8	12	11	1	0	0	72	9.0
TAYLOR, T., WKU	8	12	0	12	0	0	72	9.0
SINGLETERY, D, FAU	8	12	12	0	0	0	72	9.0
CRAFT, J., LT	8	11	7	3	1	0	66	8.2
SMITH, I., USM	8	11	10	1	0	0	66	8.2
COX, J., ODU	8	10	9	1	0	1	62	7.8
JAMES, R., MT	8	10	3	7	0	0	60	7.5

TACKLES	G	UA	A	TOTAL	TPG
AL-SHAAIR, A. FAU	8	43	43	86	10.8
ELLERBEE, E., RICE	7	39	35	74	10.6
JONES, A., UTEP	7	33	35	68	9.7
BROWN, K., WKU	8	33	42	75	9.4
YOUNG, J., FAU	7	42	23	65	9.3
MELTON, C., MT	8	39	34	73	9.1
TAUAEFA, UTSA	8	26	43	69	8.6
WILLIAMS, T., FIU	8	36	31	67	8.4
COOK, N., CHA	8	32	35	67	8.4
WINT, A., FIU	8	36	29	65	8.1
ANTOINE, D., USM	8	40	25	65	8.1
RICKS, TJ, ODU	8	29	34	63	7.9
DELUCA, B., CHA	8	50	13	63	7.9
HARRIS, J, LT	8	36	26	62	7.8
GANT, K., MAR	8	37	25	62	7.8
LYONS, A., RICE	8	32	30	62	7.8
WILSON, A., ODU	8	32	30	62	7.8
NEELY, C., MAR	7	26	25	51	7.3
ALLEN, R., MAR	7	31	19	50	7.1
MCCLAIN, K., NT	8	37	20	57	7.1
BASS, UTSA	8	20	36	56	7.0
LOVILETTE, D., UTEP	8	21	35	56	7.0
HANCOCK, C., MAR	6	13	29	42	7.0
KING, K., CHA	8	22	33	55	6.9
MCCOLLUM, T.J., WKU	8	24	31	55	6.9

SACKS	G	UA	A	TOTAL
FERGUSON, J., LT	8	10	2	11.0
HENDRICKSON, T., FAU	8	7	2	8.0
ROTIMI, B., ODU	8	4	4	6.0
BRADLEY, D., USM	8	4	4	6.0
XIMINES, O., ODU	8	6	0	6.0
WARD, Tim, ODU	8	4	0	4.0
THOMPSON, G., MAR	8	3	2	4.0
RHODES, S., MT	8	3	1	3.5
WHEELER, J., NT	7	3	1	3.5
THIGPEN, X., USM	8	3	1	3.5

TACKLES FOR LOSS	G	TOTAL	Avg.
FERGUSON, J., LT	8	12.0	1.50
OGUNJOBI, L., CHA	8	11.5	1.44
HENDRICKSON, T., FAU	8	11.5	1.44
BRADLEY, D., USM	8	10.5	1.31
MCGASKEY, T., RICE	8	9.5	1.19
XIMINES, O., ODU	8	9.0	1.12
HERNANDEZ, F., MAR	7	8.5	1.21
AL-SHAAIR, A., FAU	8	7.5	0.94
ELLERBEE, E., RICE	7	7.0	1.00
BASS, UTSA	8	7.0	0.88

FUMBLES FORCED	G	TOTAL	Avg.
ALLEN, R., MAR	7	3	0.43
XIMINES, O., ODU	8	3	0.38
STRONG JR., UTSA	7	2	0.29
RUFF, S., USM	7	2	0.29
EGWUAGU, UTSA	8	2	0.25
THIGPEN, X., USM	8	2	0.25
FERGUSON, J., LT	8	2	0.25
WINT, A., FIU	8	2	0.25
RICKS, T.J, ODU	8	2	0.25
MCCLAIN, K., NT	8	2	0.25

PASSES DEFENDED	G	TOTAL	Avg.
ADDISON, B., ODU	8	12	1.50
ALLEN, R., MAR	7	10	1.43
COVINGTON, A., CHA	7	8	1.14
MINTER, M., MT	8	9	1.12
SANDERS, DJ, MT	8	9	1.12
BROWN, I., FIU	8	9	1.12
CUTRER, J., MT	8	9	1.12
ROGERS, J., UTEP	8	8	1.00
NEEDHAM, N., UTEP	8	8	1.00
WOODS, X., LT	8	8	1.00
JACKSON, C., MAR	8	8	1.00
JENKINS, E., NT	7	7	1.00
DAVIS, K., CHA	7	7	1.00

TEAM LEADERS, C-USA GAMES 2016 Statistics

RUSHING OFFENSE	G	ATT	YDS	AVG	TD	YDS/G
Florida Atlantic	8	320	1838	5.7	24	229.8
Old Dominion	8	313	1594	5.1	20	199.2
Middle Tennessee	8	256	1573	6.1	19	196.6
UTSA	8	351	1556	4.4	19	194.5
WKU	8	278	1496	5.4	21	187.0
Charlotte	8	340	1446	4.3	14	180.8
UTEP	8	257	1391	5.4	13	173.9
RICE	8	344	1343	3.9	16	167.9
FIU	8	294	1301	4.4	12	162.6
Louisiana Tech	8	238	1278	5.4	19	159.8
Southern Miss	8	329	1264	3.8	15	158.0
North Texas	8	258	1039	4.0	15	129.9
Marshall	8	245	715	2.9	7	89.4

PASS OFFENSE	G	CMP	ATT	INT	PCT	YDS	AVG	TD	YDS/G
WKU	8	186	279	2	66.7	2900	10.4	28	362.5
Louisiana Tech	8	191	289	4	66.1	2644	9.1	23	330.5
Southern Miss	8	172	290	9	59.3	2603	9.0	17	325.4
Middle Tennessee	8	199	315	9	63.2	2408	7.6	19	301.0
FIU	8	169	274	12	61.7	1995	7.3	17	249.4
Old Dominion	8	141	227	4	62.1	1980	8.7	21	247.5
Marshall	8	188	304	7	61.8	1844	6.1	14	230.5
Rice	8	178	275	9	64.7	1796	6.5	9	224.5
North Texas	8	172	287	5	59.9	1778	6.2	9	222.2
UTSA	8	127	226	5	56.2	1703	7.5	16	212.9
Florida Atlantic	8	134	233	9	57.5	1619	6.9	6	202.4
UTEP	8	138	233	7	59.2	1545	6.6	14	193.1
Charlotte	8	132	261	4	50.6	1482	5.7	9	185.2

TOTAL OFFENSE	G	RUSH	PASS	PLAYS	YDS	AVG/P	TDYDS/G	
WKU	8	1496	2900	557	4396	7.9	49	549.5
Middle Tennessee	8	1573	2408	571	3981	7.0	38	497.6
Louisiana Tech	8	1278	2644	527	3922	7.4	42	490.2
Southern Miss	8	1264	2603	619	3867	6.2	32	483.4
Old Dominion	8	1594	1980	540	3574	6.6	41	446.8
Florida Atlantic	8	1838	1619	553	3457	6.3	30	432.1
FIU	8	1301	1995	568	3296	5.8	29	412.0
UTSA	8	1556	1703	577	3259	5.6	35	407.4
Rice	8	1343	1796	619	3139	5.1	25	392.4
UTEP	8	1391	1545	490	2936	6.0	27	367.0
Charlotte	8	1446	1482	601	2928	4.9	23	366.0
North Texas	8	1039	1778	545	2817	5.2	24	352.1
Marshall	8	715	1844	549	2559	4.7	21	319.9

SCORING OFFENSE	TD	XPT	2XP	DXP	FG	SAF	PTS	AVG
WKU	52	52	1	0	13	1	407	50.9
Louisiana Tech	46	45	0	0	11	0	354	44.2
Old Dominion	42	37	2	0	6	1	313	39.1
Middle Tennessee	40	38	1	0	10	0	310	38.8
UTSA	36	34	1	1	9	0	281	35.1
Southern Miss	33	28	1	0	10	0	258	32.2
Florida Atlantic	31	29	1	0	6	0	235	29.4
FIU	30	28	1	0	8	0	234	29.2
UTEP	26	25	2	0	4	0	215	26.9
Charlotte	26	23	1	0	7	0	202	25.2
Rice	26	20	2	1	5	0	197	24.6
North Texas	25	24	0	0	6	1	194	24.2
Marshall	22	10	1	0	3	0	162	20.2

PUNT RETURN AVG.	G	RET	YDS	TD	AVG
WKU	8	7	137	1	19.6
Marshall	8	10	111	0	11.1
Louisiana Tech	8	11	105	0	9.5
FIU	8	7	63	0	9.0
Southern Miss	8	17	152	0	8.9
Middle Tennessee	8	10	88	0	8.8
UTSA	8	13	114	0	8.8
North Texas	8	12	98	0	8.2
UTEP	8	11	71	1	6.5
Old Dominion	8	17	94	0	5.5
Florida Atlantic	8	7	28	0	4.0
Charlotte	8	8	28	1	3.5
Rice	8	19	65	0	3.4

KICKOFF RETURNS	G	RET	YDS	TD	AVG
Louisiana Tech	8	25	706	3	28.2
WKU	8	29	772	1	26.6
UTSA	8	28	654	0	23.4
Marshall	8	37	790	1	21.4
Rice	8	20	415	0	20.8
FIU	8	28	578	0	20.6
Charlotte	8	26	529	0	20.3
Old Dominion	8	21	423	0	20.1
Florida Atlantic	8	43	852	0	19.8
Southern Miss	8	30	587	0	19.6
Middle Tennessee	8	18	350	0	19.4
North Texas	8	33	610	0	18.5
UTEP	8	27	437	0	16.2





RUSHING DEFENSE	G	Rushes	Yards	Avg	TD	Yds/G
WKU	8	237	878	3.7	9	109.8
Louisiana Tech	8	279	923	3.3	12	115.4
Charlotte	8	272	1070	3.9	15	133.8
UTSA	8	265	1140	4.3	13	142.5
Old Dominion	8	303	1226	4.0	15	153.2
Southern Miss	8	253	1316	5.2	20	164.5
Middle Tennessee	8	338	1403	4.2	23	175.4
Rice	8	279	1406	5.0	18	175.8
FIU	8	268	1508	5.6	18	188.5
North Texas	8	326	1648	5.1	17	206.0
UTEP	8	294	1651	5.6	13	206.4
Marshall	8	340	1704	5.0	20	213.0
Florida Atlantic	8	369	1961	5.3	21	245.1

PASS EFF. DEF.	Att	Cmp	Int	Pct	Yds	TD	Eff
WKU	190	307	10	61.9	1884	13	120.9
Southern Miss	121	206	6	58.7	1437	9	125.9
Charlotte	214	348	12	61.5	2423	17	129.2
Old Dominion	141	240	6	58.7	1692	13	130.8
Marshall	143	239	6	59.8	1793	10	131.6
North Texas	136	254	7	53.5	1866	17	131.8
Middle Tennessee	203	336	8	60.4	2388	17	132.1
UTSA	166	293	6	56.7	2145	18	134.3
FIU	153	255	5	60.0	1849	14	135.1
Louisiana Tech	206	315	5	65.4	2200	17	138.7
UTEP	155	242	6	64.0	1793	20	148.6
Florida Atlantic	142	215	7	66.0	2222	19	175.5
Rice	157	243	2	64.6	2605	18	177.5

TOTAL DEFENSE	Rush	Pass	Plays	Yards	Avg/P	TD	Yds/G
Southern Miss	1316	1437	459	2753	6.0	29	344.1
WKU	878	1884	544	2762	5.1	22	345.2
Old Dominion	1226	1692	543	2918	5.4	28	364.8
Louisiana Tech	923	2200	594	3123	5.3	29	390.4
UTSA	1140	2145	558	3285	5.9	31	410.6
FIU	1508	1849	523	3357	6.4	32	419.6
UTEP	1651	1793	536	3444	6.4	33	430.5
Charlotte	1070	2423	620	3493	5.6	32	436.6
Marshall	1704	1793	579	3497	6.0	30	437.1
North Texas	1648	1866	580	3514	6.1	34	439.2
Middle Tennessee	1403	2388	674	3791	5.6	40	473.9
Rice	1406	2605	522	4011	7.7	36	501.4
Florida Atlantic	1961	2222	584	4183	7.2	40	522.9

SCORING DEFENSE	TD	FG	XPT	2XP	DXP	SAF	PTS	Avg/G
WKU	22	7	20	0	0	0	173	21.6
Old Dominion	29	4	27	1	1	0	217	27.1
Louisiana Tech	31	6	29	0	1	0	235	29.4
Southern Miss	32	6	32	0	0	2	246	30.8
Charlotte	32	9	27	0	0	0	246	30.8
UTSA	34	4	25	4	0	0	249	31.1
Marshall	32	10	32	0	1	0	256	32.0
FIU	36	6	35	0	0	0	269	33.6
UTEP	35	11	31	3	0	0	280	35.0
North Texas	36	10	34	1	0	0	282	35.2
Rice	38	9	37	0	0	1	294	36.8
Middle Tennessee	40	7	37	1	0	0	300	37.5
Florida Atlantic	41	9	36	3	0	0	315	39.4

TURNOVER MARGIN	(Gained)			(Lost)			Mar
	Fum	Int	Tot	Fum	Int	Tot	
Old Dominion	8	6	14	3	4	7	+7
Charlotte	4	12	16	6	4	10	+6
WKU	3	10	13	5	2	7	+6
UTSA	7	6	13	3	5	8	+5
Marshall	6	6	12	1	7	8	+4
Louisiana Tech	5	5	10	2	4	6	+4
Middle Tennessee	3	8	11	3	9	12	-1
North Texas	4	7	11	8	5	13	-2
UTEP	4	6	10	5	7	12	-2
Florida Atlantic	3	7	10	4	9	13	-3
FIU	7	5	12	4	12	16	-4
Rice	6	2	8	6	9	15	-7
Southern Miss	3	6	9	13	9	22	-13

PUNTING	Punts	Avg	PR	Avg	Yds/P
Florida Atlantic	39	44.8	48	1.2	41.5
North Texas	48	44.4	113	2.4	41.2
Rice	50	42.0	53	1.1	40.1
UTEP	38	42.7	117	3.1	39.7
Southern Miss	32	43.2	59	1.8	38.8
WKU	18	42.9	27	1.5	38.1
UTSA	40	42.5	198	4.9	37.0
Marshall	48	40.0	100	2.1	37.0
Middle Tennessee	39	37.7	32	0.8	35.8
Charlotte	48	37.9	105	2.2	34.9
FIU	32	38.7	103	3.2	34.8
Louisiana Tech	24	41.2	98	4.1	34.6
Old Dominion	36	36.4	101	2.8	33.1

FIELD GOALS	G	Made	Att	Pct.
Middle Tennessee	8	10	10	1.000
Old Dominion	8	6	6	1.000
Southern Miss	8	10	12	.833
UTEP	8	4	5	.800
Louisiana Tech	8	11	14	.786
WKU	8	13	17	.765
North Texas	8	6	8	.750
Charlotte	8	7	10	.700
UTSA	8	9	13	.692
FIU	8	8	12	.667
Florida Atlantic	8	6	10	.600
Rice	8	5	9	.556
Marshall	8	3	8	.375

PAT KICKING	G	Made	Att	Pct.
WKU	8	52	52	1.000
UTSA	8	34	34	1.000
Florida Atlantic	8	29	29	1.000
North Texas	8	24	24	1.000
Louisiana Tech	8	45	46	.978
Middle Tennessee	8	38	39	.974
FIU	8	28	29	.966
UTEP	8	25	26	.962
Old Dominion	8	37	39	.949
Southern Miss	8	28	30	.933
Charlotte	8	23	25	.920
Rice	8	20	22	.909
Marshall	8	19	21	.905

FIRST DOWNS	G	Rush	Pass	Pen	Total
WKU	8	80	115	9	204
Louisiana Tech	8	69	106	20	195
Southern Miss	8	68	103	18	236
Middle Tennessee	8	68	108	11	187
Rice	8	88	82	16	186
Florida Atlantic	8	96	77	9	182
FIU	8	70	97	9	176
UTSA	8	85	73	13	171
Old Dominion	8	69	84	18	171
Charlotte	8	73	69	17	159
Marshall	8	48	89	18	155
UTEP	8	61	74	10	145
North Texas	8	55	74	15	144

3RD-DN CONVERSIONS	G	Made	Att	Pct.
WKU	8	53	99	53.5
Louisiana Tech	8	43	87	49.4
UTSA	8	58	128	45.3
Middle Tennessee	8	47	109	43.1
Rice	8	52	124	41.9
FIU	8	46	113	40.7
UTEP	8	41	101	40.6
Southern Miss	8	48	122	39.3
Florida Atlantic	8	40	102	39.2
Old Dominion	8	38	101	37.6
Marshall	8	42	115	36.5
North Texas	8	39	115	33.9
Charlotte	8	44	132	33.3

4TH-DN CONVERSIONS	G	Made	Att	Pct.
Old Dominion	8	11	16	68.8
Southern Miss	8	15	23	65.2
Rice	8	5	8	62.5
FIU	8	11	18	61.1
UTSA	8	8	14	57.1
Marshall	8	8	15	53.3
Charlotte	8	10	23	43.5
WKU	8	5	12	41.7
Louisiana Tech	8	2	5	40.0
North Texas	8	4	11	36.4
UTEP	8	5	14	35.7
Florida Atlantic	8	3	9	33.3
Middle Tennessee	8	1	7	14.3

PENALTIES	G	No	Yds	Avg./G
Old Dominion	8	35	297	37.1
FIU	8	34	298	37.2
Louisiana Tech	8	37	349	43.6
Middle Tennessee	8	39	360	45.0
Rice	8	45	369	46.1
UTEP	8	45	370	46.2
Florida Atlantic	8	40	374	46.8
Southern Miss	8	50	441	55.1
Charlotte	8	55	484	60.5
WKU	8	53	507	63.4
Marshall	8	51	509	63.6
UTSA	8	59	526	65.8
North Texas	8	64	558	69.8

2016 SUPERLATIVES - C-USA GAMES

INDIVIDUAL GAME HIGHS

Points scored	30	HENDERSON, C. (Louisiana Tech) at North Texas (Nov 05, 2016)
	24	four tied with
Touchdowns	5	HENDERSON, C. (Louisiana Tech) at North Texas (Nov 05, 2016)
	4	four tied with
TD responsibility	5	WHITE, Mike (WKU) at Louisiana Tech (Oct 06, 2016) [0r,5p]
	5	HIGGINS, Ryan (Louisiana Tech) vs WKU (Oct 06, 2016) [0r,5p]
	5	WASHINGTON, D. (Old Dominion) at Florida Atlantic (Nov 19, 2016) [0r,5p]
Points scored kicking	16	SIMCOX, Skyler (WKU) at Marshall (Nov 26, 2016) [3fg,7pat]
	14	SHAUNFIELD, P. (Southern Miss) vs Rice (Oct 1, 2016) [3fg,5pat]
	14	SIMCOX, Skyler (WKU) at Middle Tennessee (Oct 15, 2016) [3fg,5pat]
	14	BARNES, J. (Louisiana Tech) at FIU (Oct 22, 2016) [3fg,5pat]
Total offense yards	604	MULLENS, Nick (Southern Miss) vs Rice (Oct 1, 2016) [13r,591p]
	518	HIGGINS, Ryan (Louisiana Tech) at Middle Tennessee (Sep 24, 2016) [14r,504p]
Total offense plays	69	HIGGINS, Ryan (Louisiana Tech) at Middle Tennessee (Sep 24, 2016) [10r,59p]
	69	STEHLLING, Tyler (Rice) at Charlotte (Nov 12, 2016) [20r,49p]
Rushing yards	301	JONES, Aaron (UTEP) vs North Texas (Nov 26, 2016)
	257	SINGLETARY, D. (Florida Atlantic) at Rice (Nov 05, 2016)
Rushing attempts	29	PHILLIPS, Kalif (Charlotte) at Southern Miss (Nov 05, 2016)
	29	SINGLETARY, D (Florida Atlantic) at Middle Tennessee (Nov 26, 2016)
Rushing TDs	4	WALES, Anthony (WKU) vs FIU (Nov 05, 2016)
	4	JONES, Aaron (UTEP) vs North Texas (Nov 26, 2016)
Longest rush	92	WILLIAMS, J. (UTSA) vs Southern Miss (Oct 8, 2016)
	83	JONES, Aaron (UTEP) vs North Texas (Nov 26, 2016)
Passing yards	591	MULLENS, Nick (Southern Miss) vs Rice (Oct 1, 2016)
	517	WHITE, Mike (WKU) vs Rice (Sep 01, 2016)
Passing attempts	59	HIGGINS, Ryan (Louisiana Tech) at Middle Tennessee (Sep 24, 2016)
	54	FINE, Mason (North Texas) vs Middle Tennessee (Oct 01, 2016)
	54	STOCKSTILL, B. (Middle Tennessee) vs WKU (Oct 15, 2016)
Passing TDs	5	WHITE, Mike (WKU) at Louisiana Tech (Oct 06, 2016)
	5	HIGGINS, Ryan (Louisiana Tech) vs WKU (Oct 06, 2016)
	5	WASHINGTON, D. (Old Dominion) at Florida Atlantic (Nov 19, 2016)
Longest pass	93	MULLENS, Nick (Southern Miss) vs Rice (Oct 1, 2016)
	89	SMITH, J'Mar (Louisiana Tech) vs Rice (Oct 29, 2016)
Passes completed	42	STOCKSTILL, B. (Middle Tennessee) vs WKU (Oct 15, 2016)
	36	HIGGINS, Ryan (Louisiana Tech) at Middle Tennessee (Sep 24, 2016)
	36	WHITE, Mike (WKU) at Louisiana Tech (Oct 06, 2016)
Pass yards/attempt	38.5	ECKELS, Drew (WKU) at Florida Atlantic (Oct 29, 2016) [2-77]
Pass yards/catch	38.5	ECKELS, Drew (WKU) at Florida Atlantic (Oct 29, 2016) [2-77]
Receiving yards	292	STAGGERS, A. (Southern Miss) vs Rice (Oct 1, 2016)
	232	HENDERSON, C. (Louisiana Tech) vs WKU (Oct 06, 2016)
Receptions	17	TAYLOR, Trent (Louisiana Tech) at Middle Tennessee (Sep 24, 2016)
	16	JAMES, Richie (Middle Tennessee) vs WKU (Oct 15, 2016)
Yards per catch	51.5	STEWART (UTSA) at Rice (Oct 15, 2016) [2-103]
	48.7	STAGGERS, A. (Southern Miss) vs Rice (Oct 1, 2016) [6-292]
Receiving TDs	4	HENDERSON, C. (Louisiana Tech) at North Texas (Nov 05, 2016)
	3	six tied with
Longest reception	93	STAGGERS, A. (Southern Miss) vs Rice (Oct 1, 2016)
	89	OLIVER, DeJuawn (Louisiana Tech) vs Rice (Oct 29, 2016)
Field goal attempts	5	FALCON (UTSA) vs UTEP (Oct 22, 2016)
Field goals made	3	six tied with
Longest field goal	54	BARNES, J. (Louisiana Tech) vs WKU (Oct 06, 2016)
	52	SIMCOX, Skyler (WKU) at Middle Tennessee (Oct 15, 2016)
PAT kicks attempted	11	ROOKER, Canon (Middle Tennessee) vs Florida Atlantic (Nov 26, 2016)
PAT kicks made	11	ROOKER, Canon (Middle Tennessee) vs Florida Atlantic (Nov 26, 2016)
Punts	10	VEDVIK, Kaare (Marshall) at Southern Miss (Oct 29, 2016)
	10	SCHOMP, Dalton (Florida Atlantic) vs WKU (Oct 29, 2016)
Yards punted	469	VEDVIK, Kaare (Marshall) at Southern Miss (Oct 29, 2016) [10-469]
	466	SCHOMP, Dalton (Florida Atlantic) vs WKU (Oct 29, 2016) [10-466]
Longest punt	72	VEDVIK, Kaare (Marshall) at Southern Miss (Oct 29, 2016)
Punting avg	64.3	SCHOMP, Dalton (Florida Atlantic) vs Old Dominion (Nov 19, 2016) [3-193]
Punt returns	4	five tied with
Punt return yards	48	SMILEY, Turner (North Texas) at UTSA (Oct 29, 2016)
Longest punt return	44	FANT, Nacarius (WKU) vs Old Dominion (Oct 22, 2016)
Punt return TDs	1	three tied with
Punt return avg	18.5	FOSTER, Hyleck (Marshall) at North Texas (Oct 08, 2016) [2-37]
Kick returns	9	GUIDRY (UTSA) at Louisiana Tech (Nov 12, 2016)
Kick return yards	188	GUIDRY (UTSA) at Louisiana Tech (Nov 12, 2016)
Kick return avg	55.7	TOWNER, Kylan (WKU) at Louisiana Tech (Oct 06, 2016) [3-167]
Longest kick return	99	DAVIS, Keion (Marshall) at North Texas (Oct 08, 2016)
Kick return TDs	1	five tied with
Combined PR/KR yards	224	GUIDRY (UTSA) at Louisiana Tech (Nov 12, 2016) [36pr-188kr]
Interceptions	2	six tied with
Interception return yds	100	MIKELL, Curtis (Southern Miss) at UTEP (Sep 24, 2016)
Interception return avg	50.0	MIKELL, Curtis (Southern Miss) at UTEP (Sep 24, 2016) [2-100]
Longest interception rtn	100	MIKELL, Curtis (Southern Miss) at UTEP (Sep 24, 2016)
Interception return TDs	1	nine tied with
All-purpose yards	396	SINGLETARY, D (Florida Atlantic) at Middle Tennessee (Nov 26, 2016)
Tackles	17.0	WILSON, Anthony (Old Dominion) vs Southern Miss (Nov 12, 2016) [11-6]
Sacks	3.5	BRADLEY, Dylan (Southern Miss) vs Rice (Oct 1, 2016) [3-1]
Tackles for loss	4.5	OGUNJOBI, Larry (Charlotte) vs FIU (Oct 15, 2016) [4-1]

2016-17 BOWL RESULTS

BOWL

CFP NATIONAL CHAMPIONSHIP
ALLSTATE SUGAR
ROSE
GOODYEAR COTTON BOWL CLASSIC
OUTBACK
PLAYSTATION FIESTA
CHICK-FIL-A PEACH
TAXSLAYER.COM
BUFFALO WILD WINGS CITRUS
CAPITAL ONE ORANGE
FRANKLIN AMER. MORTGAGE MUSIC CITY
NOVA HOME LOANS ARIZONA
HYUNDAI SUN
AUTOZONE LIBERTY BOWL
VALERO ALAMO
BELK
BIRMINGHAM
ADVOCARE V100 TEXAS
FOSTER FARMS
RUSSELL ATHLETIC
NEW ERA PINSTRIPE
MOTEL 6 CACTUS
NATIONAL FUNDING HOLIDAY
MILITARY
ZAXBY'S HEART OF DALLAS
CAMPING WORLD INDEPENDENCE
QUICK LANE
ST. PETERSBURG
HAWAII
DOLLAR GENERAL
LOCKHEED MARTIN ARMED FORCES
POPEYES BAHAMAS
FAMOUS IDAHO POTATO
SDCCU POINSETTIA
BOCA RATON
MIAMI BEACH
R+L CARRIERS NEW ORLEANS
RAYCOM MEDIA CAMELLIA
AUTONATION CURE
LAS VEGAS
GILDAN NEW MEXICO

DATE

Jan. 9
Jan. 2
Jan. 2
Jan. 2
Jan. 2
Dec. 31
Dec. 31
Dec. 31
Dec. 31
Dec. 30
Dec. 30
Dec. 30
Dec. 30
Dec. 30
Dec. 29
Dec. 29
Dec. 29
Dec. 28
Dec. 28
Dec. 28
Dec. 28
Dec. 27
Dec. 27
Dec. 27
Dec. 27
Dec. 26
Dec. 26
Dec. 26
Dec. 24
Dec. 23
Dec. 23
Dec. 23
Dec. 23
Dec. 22
Dec. 21
Dec. 20
Dec. 19
Dec. 17
Dec. 17
Dec. 17
Dec. 17
Dec. 17

LOCATION

Tampa, Fla.
New Orleans, La.
Pasadena, Calif.
Arlington, Texas
Tampa, Fla.
Glendale, Ariz.
Atlanta, Ga.
Jacksonville, Fla.
Orlando, Fla.
Miami, Fla.
Nashville, Tenn.
Tucson, Ariz.
El Paso, Texas
Memphis, Tenn.
San Antonio, Texas
Charlotte, N.C.
Birmingham, Ala.
Houston, Texas
Santa Clara, Calif.
Orlando, Fla.
Bronx, N.Y.
Phoenix, Ariz.
San Diego, Calif.
Annapolis, Md.
Dallas, Texas
Shreveport, La.
Detroit, Mich.
St. Petersburg, Fla.
Honolulu, Hawaii
Mobile, Ala.
Fort Worth, Texas
Nassau, Bahamas
Boise, Idaho
San Diego, Calif
Boca Raton, Fla.
Miami, Fla.
New Orleans, La.
Montgomery, Ala.
Orlando, Fla.
Las Vegas, Nev.
Albuquerque, N.M.

SCORE

Clemson 35, Alabama 31
Oklahoma 35, Auburn 19
USC 52, Penn State 49 (ot)
Wisconsin 24, Western Michigan 16
Florida 30, Iowa 3
Clemson 31, Ohio State 0
Alabama 24, Washington 7
Georgia Tech 33, Kentucky 18
LSU 29, Louisville 9
Florida State 33, Michigan 32
Tennessee 38, Nebraska 24
Air Force 45, South Alabama 21
Stanford 25, North Carolina 23
Georgia 31, TCU 23
Oklahoma State 38, Colorado 8
Virginia Tech 35, Arkansas 24
South Florida 46, South Carolina 39
Kansas State 33, Texas A&M 28
Utah 26, Indiana 24
Miami (Fla.) 31, West Virginia 14
Northwestern 31, Pittsburgh 24
Baylor 31, Boise State 12
Minnesota 17, Washington State 12
Wake Forest 34, Temple 26
Army 38, North Texas 31 (ot)
NC State 41, Vanderbilt 17
Boston College 36, Maryland 29
Mississippi State 17, Miami (Ohio) 16
Hawaii 52, Middle Tennessee 35
Troy 28, Ohio 23
Louisiana Tech 48, Navy 45
Old Dominion 24, Eastern Michigan 20
Idaho 61, Colorado State 50
BYU 24, Wyoming 20
WKU 51, Memphis 31
Tulsa 55, Central Michigan 10
Southern Miss 28, Louisiana-Lafayette 21
Appalachian State 31, Toledo 28
Arkansas State 31, UCF 13
San Diego State 34, Houston 10
New Mexico 23, UTSA 20



2016 NCAA STATISTICAL LEADERS

SCORING OFFENSE

1- WKU	45.5 ppg
2- Louisiana Tech	44.3 ppg
12- Middle Tennessee	39.7 ppg
31t- Old Dominion	35.1 ppg
1- Anthony Wales, WKU	13.4 ppg
4- Carlos Henderson, Louisiana Tech	10.6 ppg
6- Jonathan Barnes, Louisiana Tech	10.2 ppg
7t- Aaron Jones, UTEP	10.0 ppg
16t- I'Tavius Mathers, Middle Tennessee	9.2 ppg
28t- Ito Smith, Southern Miss	8.8 ppg
33- Canon Rooker, Middle Tennessee	8.6 ppg
39t- Skyler Simcox, WKU	8.4 ppg

POINTS RESPONSIBLE FOR

6- Ryan Higgins, Louisiana Tech	20.8 ppg
10- Brent Stockstill, Middle Tennessee	18.6 ppg
25- Mike White, WKU	15.9 ppg
29- Nick Mullens, Southern Miss	15.5 ppg
33- Chase Litton, Marshall	15.2 ppg
34- David Washington, Old Dominion	14.9 ppg
40- Anthony Wales, WKU	13.4 ppg

PASSING OFFENSE

2- Louisiana Tech	363.4 ypg
5- WKU	336.8 ypg
8- Middle Tennessee	325.8 ypg
16- Southern Miss	298.2 ypg
3- Ryan Higgins, Louisiana Tech	355.2 ypg
5- Brent Stockstill, Middle Tennessee	323.3 ypg
8- Mike White, WKU	311.6 ypg
13- Nick Mullens, Southern Miss	297.5 ypg
27- Chase Litton, Marshall	261.2 ypg

RUSHING OFFENSE

3- Aaron Jones, UTEP	147.8 ypg
10- Anthony Wales, WKU	124.7 ypg
13- I'Tavius Mathers, Middle Tennessee	120.1 ypg
20- Ito Smith, Southern Miss	112.2 ypg
30- Ray Lawry, Old Dominion	104.6 ypg

TOTAL OFFENSE

5- WKU	523.1 ypg
8- Middle Tennessee	517.7 ypg
9- Louisiana Tech	514.7 ypg
21- Southern Miss	472.8 ypg
3- Ryan Higgins, Louisiana Tech	376.5 ypg
6- Brent Stockstill, Middle Tennessee	347.3 ypg
17- Mike White, WKU	306.4 ypg

20- Nick Mullens, Southern Miss	292.5 ypg
---------------------------------	-----------

TOTAL PASS YARDS

2- Louisiana Tech	5,087
4- WKU	4,715
7- Middle Tennessee	4,236
14- Southern Miss	3,877
2- Ryan Higgins, Louisiana Tech	4,617
5- Mike White, WKU	4,363
29- Nick Mullens, Southern Miss	3,272
30- Brent Stockstill, Middle Tennessee	3,233

PASS COMPLETIONS PER GAME

5- Brent Stockstill, Middle Tennessee	26.20 cpg
8- Ryan Higgins, Louisiana Tech	25.31 cpg
12- Chase Litton, Marshall	23.10 cpg
17- Nick Mullens, Southern Miss	22.09 cpg
31- Mike White, WKU	20.00 cpg

YARDS PER PASS COMPLETION

6- WKU	15.46 ypc
24- Louisiana Tech	14.05 ypc
26- Old Dominion	13.83 ypc
31- Southern Miss	13.60 ypc
3- Mike White, WKU	15.58 ypc
17- David Washington, ODU	14.04 ypc
18- Ryan Higgins, Louisiana Tech	14.03 ypc
28- Nick Mullens, Southern Miss	13.47 ypc

COMPLETION PERCENTAGE

8- Louisiana Tech	(362-of-543) 66.7
12- WKU	(305-of-471) 64.8
21- Middle Tennessee	(349-of-556) 62.8
8- Mike White, WKU	(280-of-416) 67.3
11- Ryan Higgins, LA Tech	(329-of-496) 66.3
14- Ryan Metz, UTEP	(130-of-201) 64.7
23- Brent Stockstill, MT	(262-of-414) 63.3
24- Nick Mullens, So. Miss	(243-of-384) 63.3
33- Chase Litton, Marshall	(231-of-371) 62.3

PASSING EFFICIENCY

3- WKU	174.87
6- Louisiana Tech	168.18
21- Old Dominion	151.29
32- Middle Tennessee	144.52
38- Southern Miss	139.01
3- Mike White, WKU	181.4
6- Ryan Higgins, Louisiana Tech	168.6
14- David Washington, Old Dominion	156.6
22- Brent Stockstill, Middle Tennessee	150.2

23- Nick Mullens, Southern Miss	149.8
38- Ryan Metz, UTEP	141.1

PASSING TOUCHDOWNS

6t- Louisiana Tech	43
7- WKU	42
9- Middle Tennessee	39
17t- Old Dominion	31
26t- Marshall	28
35t- Southern Miss	26
35t- UTSA	26
3t- Ryan Higgins, Louisiana Tech	41
8t- Mike White, WKU	37
13t- Brent Stockstill, Middle Tennessee	31
13t- David Washington, Old Dominion	31
30t- Chase Litton, Marshall	24
30t- Nick Mullens, Southern Miss	24

TOTAL RECEIVING YARDS

1- Trent Taylor, Louisiana Tech	1,803
3- Taywan Taylor, WKU	1,730
4- Richie James, Middle Tennessee	1,625
5- Carlos Henderson, Louisiana Tech	1,535
13- Nicholas Norris, WKU	1,318
23- Allenzae Stagers, Southern Miss	1,165

RECEPTIONS PER GAME

2- Trent Taylor, Louisiana Tech	9.7 rpg
6- Richie James, Middle Tennessee	8.1 rpg
14- Taywan Taylor, WKU	7.0 rpg
21- Carlos Henderson, Louisiana Tech	6.3 rpg
40- Kalib Woods, Florida Atlantic	5.7 rpg

RECEIVING TOUCHDOWNS

1t- Carlos Henderson, Louisiana Tech	19
3t- Taywan Taylor, WKU	17
9t- Nicholas Norris, WKU	14
17t- Richie James, Middle Tennessee	12
17t- Trent Taylor, Louisiana Tech	12
36t- Jonathan Duhart, Old Dominion	9
36t- Ty Lee, Middle Tennessee	9
36t- Zach Pascal, Old Dominion	9

TOTAL RUSHING YARDS

4- Aaron Jones, UTEP	1,773
8- Anthony Wales, WKU	1,621
11- I'Tavius Mathers, Middle Tennessee	1,561
16- Ito Smith, Southern Miss	1,459
33- Ray Lawry, Old Dominion	1,255

TIME OF POSSESSION

12- Southern Miss	33:27
33- FIU	31:34
34- UTSA	31:26

ALL-PURPOSE RUNNERS

4- Carlos Henderson, LA Tech	190.23 ypg
8- I'Tavius Mathers, MT	168.77 ypg
9- Aaron Jones, UTEP	167.17 ypg
10- Richie James, MT	164.23 ypg
13- Anthony Wales, WKU	149.54 ypg
14- Ito Smith, Southern Miss	147.54 ypg
20- Trent Taylor, Louisiana Tech	142.64 ypg
35- Alex Gardner, FIU	128.83 ypg
39- Taywan Taylor, WKU	126.14 ypg
40- Keion Davis, Marshall	125.33 ypg

RUSHING TOUCHDOWNS

1- Anthony Wales, WKU	27
11t- Aaron Jones, UTEP	17
11t- I'Tavius Mathers, Middle Tennessee	17
11t- Ito Smith, Southern Miss	17
26t- Jeffery Wilson, North Texas	14
30t- Greg Howell, Florida Atlantic	13
Jeremy Cox, Old Dominion	13

RUSHING DEFENSE

2- WKU	97.2 ypg
35- Charlotte	143.4 ypg

PASS DEFENSE

10- Southern Miss	174.9 ypg
27- North Texas	200.2 ypg

TOTAL DEFENSE

15- Southern Miss	324.8 ypg
-------------------	-----------

INTERCEPTIONS

14t- Charlotte	16
35t- North Texas	14
35t- WKU	14
31t- Xavier Woods, Louisiana Tech	(5) .40 ipg

PUNTING AVERAGE

9- Tyler Sarrazin, Southern Miss	44.7 ypp
23- Eric Keena, North Texas	43.7 ypp
36- Dalton Schomp, Florida Atlantic	42.6 ypp

PUNT RETURNS

2- WKU	17.93 ypr
27- Louisiana Tech	10.47 ypr

C-USA INDIVIDUAL RECORDS

TOTAL OFFENSE

PLAYS

GAME	Player	Team	Date
83	Chase Clement	Rice vs. Tulsa	11-24-07 (66 pass, 17 rush)
82	Case Keenum	Houston at East Carolina	12-5-09 (75 pass, 7 rush)
81	David Piland	Houston vs. Louisiana Tech	9-8-12 (4 rush, 77 pass)
79	Case Keenum	Houston at UTEP	10-3-09 (76 pass, 3 rush)
76	Case Keenum	Houston vs. Penn State	1-1-12 (69 pass, 7 rush)

SEASON

760	Case Keenum	Houston, 2009	(700 pass, 60 rush)
688	Dominique Davis	East Carolina, 2010	(609 pass, 79 rush)
665	Case Keenum	Houston, 2008	(589 pass, 76 rush)
660	Case Keenum	Houston, 2011	(603 pass, 57 rush)
652	Chase Clement	Rice, 2007	(508 pass, 144 rush)

YARDS GAINED

GAME	Player	Team	Date
604	Nick Mullens	Southern Miss vs. Rice	10-1-16 (591 pass, 13 rush)
601	Chase Clement	Rice vs. Tulsa	11-24-07 (541 pass, 60 rush)
584	David Piland	Houston vs. Louisiana Tech	9-8-12 (4 rush, 580 pass)
579	Brandon Doughty	WKU at Middle Tennessee	9-13-14 (-14 rush, 593 pass)
578	Kevin Kolb	Houston vs. TCU	10-25-03 (434 pass, 144 rush)
578	Chris Redman	Louisville at East Carolina	11-14-98 (592 pass, -14 rush)

SEASON

5,829	Case Keenum	Houston, 2009	(5,671 pass, 158 rush)
5,666	Case Keenum	Houston, 2011	(5,631 pass, 35 rush)
5,241	Case Keenum	Houston, 2008	(5,020 pass, 221 rush)
5,184	Paul Smith	Tulsa, 2007	(5,065 pass, 119 rush)
4,933	Brandon Doughty	WKU, 2015	(5,055 pass, -122 rush)

YARDS PER GAME

SEASON	Player	Team	Date
416.4	Case Keenum	Houston, 2009	(5,671 pass, 158 rush, 14 games)
404.7	Case Keenum	Houston, 2011	(5,631 pass, 35 rush, 14 games)
403.2	Case Keenum	Houston, 2008	(5,020 pass, 221 rush, 13 games)
400.9	Chris Redman	Louisville, 1998	(4,042 pass, -33 rush, 10 games)
376.5	Ryan Higgins	Louisiana Tech, 2016	(4,617 pass, 277 rush, 14 games)

YARDS PER PLAY

GAME	Player	Team	Date
17.67	Blake Joseph	Houston vs. Rice	10-13-07 (318 on 18)
17.22	Chase Litton	Marshall vs. Morgan State	9-10-16 (310 on 18)
16.67	Mike White	WKU vs. Rice	9-1-16 (517 on 31)
16.10	G.J. Kinne	Tulsa vs. Sam Houston State	9-26-09 (322 on 20)
16.05	Jeff Driskel	Louisiana Tech vs. Southern	9-5-15 (289 on 18)

SEASON (min. 200 plays)

8.92	Stefan LeFors	Louisville, 2004	(328 for 2,929)
8.70	Brandon Doughty	WKU, 2015	(567 for 4,933)
8.62	David Johnson	Tulsa, 2008	(492 for 4,245)
8.38	Ryan Higgins	Louisiana Tech, 2016	(584 for 4894)
8.29	Stefan LeFors	Louisville, 2003	(428 for 3,550)

TOUCHDOWN RESPONSIBILITY

GAME

9	Case Keenum	Houston vs. Rice	10-27-11 (9 pass)
8	Brandon Doughty	WKU at Marshall	10-28-14 (8 pass)
8	Chase Clement	Rice vs. UTEP	11-3-07 (6 pass, 2 rush)
7	Rakeem Cato	Marshall vs. WKU	11-28-14 (7 pass, 0 rush)
7	Shane Carden	East Carolina vs. Tulsa	11-9-13 (5 pass, 2 rush)
7	David Johnson	Tulsa at North Texas	9-6-08 (6 pass, 1 rush)
7	Chase Clement	Rice vs. North Texas	9-27-08 (5 pass, 2 rush)
7	Case Keenum	Houston vs. Tulsa	11-15-08 (6 pass, 1 rush)
6	53 tied with		
<i>Most Recently:</i>			
6	Chase Litton	Marshall vs. Morgan State	11-7-16 (6 pass, 0 rush)

SEASON

60	Paul Smith	Tulsa, 2007	(47 pass, 13 rush)
56	Chase Clement	Rice, 2008	(44 pass, 12 rush)
51	Brandon Doughty	WKU, 2014	(49 pass, 2 rush)
51	Case Keenum	Houston, 2011	(48 pass, 3 rush)
51	Case Keenum	Houston, 2008	(44 pass, 7 rush)

RUSHING

MOST ATTEMPTS

GAME	Player	Team	Date
46	Kevin Smith	UCF vs. UTEP	11-24-07 (219 yards)
44	Matt Forte'	Tulane vs. Memphis	10-27-07 (278 yards)
43	Kevin Smith	UCF at Southern Miss	10-28-07 (175 yards)
42	Brynn Harvey	UCF vs. Memphis	10-3-09 (219 yards)
42	Derrick Nix	Southern Miss at East Carolina	10-9-99 (171 yards)

SEASON

*450	Kevin Smith	UCF, 2007	(2,567 yards)
361	Matt Forte'	Tulane, 2007	(2,127 yards)
316	Joffrey Reynolds	Houston, 2002	(1,545 yards)
315	DeMarco McCleskey	Cincinnati, 2002	(1,361 yards)
313	DeAngelo Williams	Memphis, 2004	(1,948 yards)
*NCAA Record			

RUSHES PER GAME

SEASON	Player	Team	Date
32.1	Kevin Smith	UCF, 2007	(450 in 14 games)
30.1	Matt Forte'	Tulane, 2007	(361 in 12 games)
28.2	DeAngelo Williams	Memphis, 2005	(310 in 11 games)
26.3	Joffrey Reynolds	Houston, 2002	(316 in 12 games)
26.1	DeAngelo Williams	Memphis, 2004	(313 in 12 games)

YARDS GAINED

GAME	Player	Team	Date
345	Leon Allen	WKU vs. Army	11-15-14 (33 attempts)
342	Matt Forte'	Tulane at SMU	10-20-07 (38 attempts)
323	Tarrion Adams	Tulsa vs. Tulane	11-22-08 (33 attempts)
320	Kevin Smith	UCF at UAB	11-10-07 (41 attempts)
303	Matt Forte'	Tulane vs. Southeastern La.	9-22-07 (40 attempts)
301	Aaron Jones	UTEP vs. North Texas	11-26-16 (24 attempts)
301	Chris Johnson	East Carolina at Memphis	11-3-07 (20 attempts)
300	Joffrey Reynolds	Houston vs. East Carolina	11-9-02 (41 attempts)

287	Lonta Hobbs	TCU vs. Memphis	11-30-02 (33 attempts)
284	Kevin Smith	UCF vs. Tulsa	12-1-07 (39 attempts)

SEASON

2,567	Kevin Smith	UCF, 2007	(450 carries)
2,127	Matt Forte'	Tulane, 2007	(361 carries)
1,964	DeAngelo Williams	Memphis, 2005	(310 carries)
1,948	DeAngelo Williams	Memphis, 2004	(313 carries)
1,773	Aaron Jones	UTEP, 2016	(229 carries)
1,767	Deron Johnson	Marshall, 2014	(206 carries)
1,621	Anthony Wales	WKU, 2016	(237 carries)
1,594	Donald Buckram	UTEP, 2009	(259 carries)
1,587	Jordan Howard	UAB, 2014	(306 carries)
1,561	I'Tavius Mathers	Middle Tennessee, 2016	(232 carries)

YARDS PER GAME

SEASON

183.4	Kevin Smith	UCF, 2007	(2,567 in 14 games)
178.5	DeAngelo Williams	Memphis, 2005	(1,964 in 11 games)
177.2	Matt Forte'	Tulane, 2007	(2,127 in 12 games)
162.3	DeAngelo Williams	Memphis, 2004	(1,948 in 12 games)
147.8	Aaron Jones	UTEP, 2016	(1,773 in 12 games)

YARDS PER RUSH

GAME (min. 10 attempts)

20.70	Charles Sims	Houston at Tulane	11-10-11 (207 on 10)
19.40	Ja'Terian Douglas	Tulsa vs. Marshall	11-12-11 (194 on 10)
17.30	Anthony Alridge	Houston at SMU	11-11-06 (225 on 13)
17.00	Richard Hall	Cincinnati vs. Miami (Ohio)	9-11-04 (238 on 14)
16.29	Aaron Jones	UTEP vs. Houston Baptist	11-5-16 (228 on 14)

SEASON (min. 100 rushes)

7.89	Ja'Terian Douglas	Tulsa, 2011	(883 on 112)
7.78	Leonard Henry	East Carolina, 2001	(1,432 on 184)
7.74	Aaron Jones	UTEP, 2016	(1,773 on 229)
7.46	Steward Butler	Marshall, 2014	(798 on 107)
7.46	Charles Sims	Houston, 2011	(821 on 110)

RUSHING TOUCHDOWNS

QUARTER

4	Frank Moreau	Louisville vs. East Carolina	(11-1-97)
GAME			
6	Kenneth Dixon	Louisiana Tech vs. North Texas	(11-7-15)
5	D.J. Vinson	UAB vs. Alabama A&M	(9-13-14)
5	Charles Ross	Rice vs. Louisiana Tech	(11-16-13)
5	Zach Line	SMU vs. Northwestern State	(9-17-11)
5	Austin Davis	Southern Miss vs. UAB	(11-1-08)
5	Matt Forte'	Tulane vs. Southeastern La.	(9-22-07)
5	Matt Forte'	Tulane at Rice	(11-17-07)
5	Ahmad Bradshaw	Marshall vs. UTEP	(11-18-06)
5	Eric Shelton	Louisville vs. East Carolina	(10-2-04)
5	Carlton Jones	Army at USF	(10-16-04)
5	Leroy Collins	Louisville vs. Western Kentucky	(10-31-98)
5	Antowain Smith	Houston vs. Southern Miss	(11-9-96)
4	38 tied with		

Most Recently:

Anthony Wales	WKU vs. Louisiana Tech	(12-3-16)
---------------	------------------------	-----------

SEASON

29	Kevin Smith	UCF, 2007
27	Anthony Wales	WKU, 2016
24	Alex Singleton	Tulsa, 2012
23	Matt Forte'	Tulane, 2007
22	Kenneth Dixon	Louisiana Tech, 2014
22	DeAngelo Williams	Memphis, 2004
20	Eric Shelton	Louisville, 2004
19	Kenneth Dixon	Louisiana Tech, 2015
19	Ahmad Bradshaw	Marshall, 2006
19	Leroy Collins	Louisville, 1998

LONGEST RUSHING PLAYS

99t	Kenneth Dixon, Louisiana Tech at La.-Lafayette (9-6-14)
96t	Antowain Smith, Houston at Pittsburgh (9-14-96)
95t	Michael Wallace, Army vs. Tulane (10-21-00)
92t	Jarveon Williams, UTSA vs. Southern Miss (10-8-16)
92t	Leonard Henry, East Carolina at Tulane (9-8-01)
91t	Brandin Byrd, North Texas at Tulsa (11-30-13)
88t	Jeremy Eddington, Rice vs. East Carolina (11-20-10)

RUSHING YARDS BY A QUARTERBACK

GAME

214	David Isabelle, UAB vs. Florida Atlantic, 9-20-10 (22 attempts)
207	Richie James, Middle Tennessee vs. Florida Atlantic, 11-26-16 (22 attempts)
194	Joe Webb, UAB vs. Rice, 9-5-09 (20 attempts)
177	Thomas Cox, UAB vs. Tulane, 10-20-01 (26 attempts)
163	Joe Webb, UAB at UTEP, 10-31-09 (20 attempts)

SEASON

1,427	Joe Webb, UAB, 2009
1,021	Joe Webb, UAB, 2008
767	Jaquez Johnson, Florida Atlantic, 2013
699	Justin Willis, SMU, 2007
693	Chase Clement, Rice, 2008

PLAYERS WITH 200+ RUSHING YARDS AND 100+ RECEIVING YARDS

Richie James, Middle Tennessee vs. Florida Atlantic, Nov. 26, 2016 (207 rush, 120 rec.)
Donald Buckram, UTEP vs. Tulane, Nov. 7, 2009 (234 rush, 109 rec.)

ALL-PURPOSE YARDS

GAME

427	Donnie Avery, Houston, 10-13-07 (346 rec., 81 KR)
408	Chris Johnson, East Carolina vs. Boise State, 12-23-07 (223 rush, 32 rec., 153 KR)
408	Chris Johnson, East Carolina at Memphis, 11-3-07 (301 rush, 12 rec., 95 KR)
396	Devin Singletary, Florida Atlantic at Middle Tennessee, 11-26-16 (235 rush, 60 rec., 101 KR)
372	Chris Johnson, East Carolina vs. UCF, 10-6-07 (89 rush, 89 rec., 194 KR)

SEASON

2,960	Chris Johnson, East Carolina, 2007 (1,423 rush, 528 rec., 0 PR, 1,009 KR)
2,809	Kevin Smith, UCF, 2007 (2,567 rush, 242 rec., 0 PR, 0 KR)
2,628	Damaris Johnson, Tulsa, 2010 (560 rush, 872 rec., 292 PR, 113 KR)
2,623	Damaris Johnson, Tulsa, 2009 (175 rush, 1,131 rec., 256 PR, 113 KR)
2,475	Damaris Johnson, Tulsa, 2008 (327 rush, 743 rec., 23 PR, 1,382 KR)
2,473	Carlos Henderson, Louisiana Tech, 2016 (133 rush, 1,535 rec., 0 PR, 805 KR)
2,420	Matt Forte', Tulane, 2007 (2,127 rush, 282 rec., 0 PR, 11 KR)
2,259	Mewelde Moore, Tulane, 2001 (1,421 rush, 756 rec., 0 PR, 82 KR)
2,258	Anthony Alridge, Houston, 2007 (1,597 rush, 428 rec., 0 PR, 233 KR)
2,230	DeAngelo Williams, Memphis, 2004 (1,948 rush, 210 rec., 0 PR, 72 KR)

PASSING

ATTEMPTS

GAME

77	David Piland, Houston vs. Louisiana Tech, 9-8-12 (53 comp., 580 yards)
76	Case Keenum, Houston at UTEP, 10-3-09 (51 comp., 536 yards)
75	Case Keenum, Houston at East Carolina, 12-5-09 (56 comp., 527 yards)

69	Case Keenum, Houston vs. Penn State, 1-1-12 (45 comp., 532 yards)
68	Rakeem Cato, Marshall at Purdue, 9-29-12 (45 comp., 439 yards)

SEASON

700	Case Keenum, Houston, 2009 (492 comp., 5,671 yards)
609	Dominique Davis, East Carolina, 2010 (393 comp., 3,967 yards)
603	Case Keenum, Houston, 2011 (428 comp., 5,631 yards)
584	Rakeem Cato, Marshall, 2012 (406 comp., 4,201 yards)
552	Brandon Doughty, WKU, 2014 (375 comp., 4,830 yards)

COMPLETIONS

CONSECUTIVE

*36	Dominique Davis, East Carolina, 10-15-11 vs. Memphis & 10-22-11 at Navy
25	Case Keenum, Houston, 11-22-08 vs. UTEP & 11-29-08 vs. Rice

*NCAA Record

GAME

56	Case Keenum, Houston at East Carolina, 12-5-09 (75 att., 527 yards)
53	David Piland, Houston vs. Louisiana Tech, 9-8-12 (77 att., 580 yards)
51	Case Keenum, Houston at UTEP, 10-3-09 (76 att., 536 yards)
46	Brandon Doughty, WKU vs. Bowling Green, 8-29-14 (56 att., 569 yards)
46	Shane Carden, East Carolina vs. Old Dominion, 8-31-13 (54 att., 447 yards)

SEASON

492	Case Keenum, Houston, 2009 (700 att., 5,671 yards)
428	Case Keenum, Houston, 2011 (603 att., 5,631 yards)
406	Rakeem Cato, Marshall, 2012 (584 att., 4,201 yards)
397	Case Keenum, Houston, 2008 (589 att., 5,020 yards)
393	Dominique Davis, East Carolina, 2010 (393 att., 3,967 yards)

COMPLETION PERCENTAGE

GAME (min. 10 comp.)

94.7	Justin Willis, SMU vs. Sam Houston State, 9-16-06 (18-of-19, 248 yards)
94.7	Lester Ricard, Tulane vs. Navy, 11-6-04 (18-of-19, 323 yards)
91.7	Michael Greco, UCF vs. Memphis, 9-22-07 (11-of-12, 151 yards)
91.3	Austin Davis, Southern Miss at Navy, 10-8-11 (21-of-23, 283 yards)
88.9	Dominique Davis, Southern Miss at Navy, 10-22-11 (40-of-45, 372 yards)

SEASON (min. 80 comp.)

73.5	Stefan LeFors, Louisville, 2004 (189 of 257)
71.9	Brandon Doughty, WKU, 2015 (388 of 540)
71.0	Case Keenum, Houston, 2011 (428 of 603)
70.4	Shane Carden, East Carolina, 2013 (387 of 549)
70.3	Case Keenum, Houston, 2009 (492 of 700)

PASSING YARDS

GAME

593	Brandon Doughty, WKU at Middle Tennessee, 9-13-14 (43 of 66)
592	Chris Redman, Louisville at East Carolina, 11-14-98 (44 of 56)
591	Nick Mullens, Southern Miss vs. Rice, 10-1-16 (25 of 36)
580	David Piland, Houston vs. Louisiana Tech, 9-8-12 (53 of 77)
569	Brandon Doughty, WKU vs. Bowling Green, 8-29-14 (46 of 56)
559	Case Keenum, Houston vs. Southern Miss, 10-31-09 (44 of 54)
541	Chase Clement, Rice vs. Tulsa, 11-24-07 (40 of 66)

536	Case Keenum, Houston at UTEP, 10-3-09 (51 of 76)
527	Case Keenum, Houston at East Carolina, 12-5-09 (56 of 75)
524	Case Keenum, Houston at Tulsa, 11-7-09 (40 of 60)
517	Mike White, WKU vs. Rice, 9-1-16 (25 of 31)
517	Trevor Vittatoe, UTEP vs. Marshall, 11-28-09 (28 of 40)
506	Chris Redman, Louisville vs. Memphis, 10-24-98 (32 of 49)
504	Ryan Higgins, Louisiana Tech vs. Middle Tennessee, 9-24-16 (36 of 59)
502	Ryan Higgins, Louisiana Tech at WKU, 12-3-16 (35 of 57)

SEASON

5,671	Case Keenum, Houston, 2009 (492 of 700)
5,631	Case Keenum, Houston, 2011 (428 of 603)
5,065	Paul Smith, Tulsa, 2007 (327 of 544)
5,055	Brandon Doughty, WKU, 2015 (388 of 540)
5,020	Case Keenum, Houston, 2008 (397 of 589)
4,830	Brandon Doughty, WKU, 2014 (375 of 552)
4,617	Ryan Higgins, Louisiana Tech, 2016 (329 of 496)
4,476	Nick Mullens, Southern Miss, 2015 (331 of 521)
4,363	Mike White, WKU, 2016 (280 of 416)
4,201	Rakeem Cato, Marshall, 2012 (406 of 584)

TOUCHDOWN PASSES

GAME

9	Case Keenum, Houston vs. Rice (10-27-11)
8	Brandon Doughty, WKU at Marshall (10-28-14)
7	Rakeem Cato, Marshall vs. WKU (11-28-14)
6	Chase Litton, Marshall vs. Morgan State (9-10-16)
6	Brandon Doughty, WKU vs. Miami (Ohio) (9-26-15)
6	Brandon Doughty, WKU vs. Bowling Green (8-29-14)
6	Case Keenum, Houston vs. Tulsa (11-15-08)
6	Chase Clement, Rice vs. Southern Miss (10-18-08)
6	David Johnson, Tulsa vs. New Mexico (9-20-08)
6	David Johnson, Tulsa at North Texas (9-6-08)
6	Chase Clement, Rice vs. SMU (8-29-08)
6	Chase Clement, Rice vs. UTEP (11-3-07)
6	Lester Ricard, Tulane vs. UAB (10-23-04)
6	Chris Redman, Louisville at East Carolina (11-14-98)
5	70 tied with

Most Recently:

5	David Washington, Old Dominion vs. Florida Atlantic (11-19-16)
---	--

HALF

6	Chase Litton, Marshall vs. Morgan State (9-10-16)
6	Brandon Doughty, WKU at Marshall (11-28-14)
5	Brent Stockstill, Middle Tennessee vs. Alabama A&M (9-3-16)
5	Rakeem Cato, Marshall vs. WKU (11-28-14)
5	Case Keenum, Houston vs. Rice (10-27-11)

SEASON

49	Brandon Doughty, WKU, 2014
48	Brandon Doughty, WKU, 2015
48	Case Keenum, Houston, 2011
47	Paul Smith, Tulsa, 2007
46	David Johnson, Tulsa, 2008
44	Case Keenum, Houston, 2009
44	Case Keenum, Houston, 2008
44	Chase Clement, Rice, 2008
41	Ryan Higgins, Louisiana Tech, 2016
40	Rakeem Cato, Marshall, 2014

CONSECUTIVE GAMES WITH A TOUCHDOWN PASS

*46	Rakeem Cato, Marshall (Oct. 22, 2011-Dec. 23, 2014)
-----	---

*NCAA Record

LONGEST PASSING PLAYS

GAME

98t	Brandon Hassell to Reggie Harrell, TCU at Arizona (9-27-03)
97t	David Johnson to Brennan Marion, Tulsa vs. UTEP (10-18-08)
97t	Austin Davis to DeAndre Brown, Southern Miss vs. East Carolina (11-15-08)
96t	Brian Anderson to Aaron Dobson, Marshall vs. West Virginia (9-10-10)

96t	Bo Levi Mitchell to Aldrick Robinson, SMU vs. East Carolina (10-10-09)
95t	Martevious Young to DeAndre Brown, USM vs. Tulsa (11-21-09)
95t	Darrell Hackney to Roddy White, UAB at Cincinnati (10-11-03)
94t	Jaquez Johnson to Kamrin Solomon, Florida Atlantic vs. Rice (10-10-15)
94t	Darrell Hackney to Willie Quinnie, UAB vs. East Carolina (11-16-02)
94t	Shaun King to JaJuan Dawson, Tulane at SMU (9-5-98)
93t	Nick Mullens to Allenzae Staggers, Southern Miss vs. Rice (10-1-16)
93t	Andrew McNulty to Carlos Harris, North Texas vs. Rice (9-19-15)
93t	Logan Kilgore to Marcus Henry, Middle Tennessee at UAB (11-2-13)
93t	Zac Dahman to Tielor Robinson, Army vs. Cincinnati (10-9-04)
92t	Danny Wimprine to Tavarious Davis, Memphis vs. Mississippi (9-6-03)
92t	Stephen Galbraith to Damien Dodson, Memphis at Houston (10-3-98)

INTERCEPTIONS THROWN

GAME	
7	Nick Eddy, Houston vs. USF (11-23-02)
6	Case Keenum, Houston vs. Air Force (12-31-09)
6	Matt Silva, Army vs. Southern Miss (9-28-02)
5	Garrett Gilbert, SMU vs. TCU (10-29-12)
5	David Piland, Houston at UCLA (9-15-12)
5	David Piland, Houston vs. Tulsa (11-13-10)
5	David Johnson, Tulsa vs. East Carolina (12-6-08)
5	Bo Levi Mitchell, SMU at Texas Tech (9-13-08)
5	Joel Armstrong, Rice vs. Troy (12-22-06)
5	Martin Hankins, Memphis at East Carolina (9-16-06)
5	Kevin Kolb, Houston at UTEP (9-16-05)
5	Patrick Ramsey, Tulane at Navy (11-13-99)
4	47 tied with

SEASON

24	Patrick Ramsey, Tulane, 1999
23	Bo Levi Mitchell, SMU, 2008
21	Gino Guidugli, Cincinnati, 2002
20	Paul Troth, East Carolina, 2002
19	Dominique Davis, East Carolina, 2011
19	Paul Smith, Tulsa, 2007
19	Jordan Palmer, UTEP, 2005
19	Zac Dahman, Army, 2003

LOWEST PERCENTAGE OF INTERCEPTIONS

SEASON (min. 100 att.)	
0.82	Case Keenum, Houston, 2011 (5 on 603)
1.16	Stefan LeFors, Louisville, 2004 (3 on 257)
1.30	Martevious Young, Southern Miss, 2009 (3 on 230)
1.42	Chase Clement, Rice, 2008 (7 on 490)
1.64	Paul Smith, Tulsa, 2005 (6 on 364)

TOUCHDOWN TO INTERCEPTION RATIO

SEASON (min. 100 att.)	
9.60	Case Keenum, Houston, 2011 (48 TD to 5 INT)
7.50	Kevin Kolb, Houston, 2006 (30 TD to 4 INT)
6.67	Stefan LeFors, Louisville, 2004 (20 TD to 3 INT)
6.29	Chase Clement, Rice, 2008 (44 TD to 7 INT)
6.20	David Washington, Old Dominion, 2016 (31 TD on 5 INT)

PLAYERS WITH 400+ PASSING YARDS AND 100+ RUSHING YARDS

Kevin Kolb, Houston vs. TCU, Oct. 25, 2003 (434 pass, 144 rush)

RECEIVING

RECEPTIONS

GAME	
19	Tommy Shuler, Marshall at Purdue, 9-29-12 (200 yards)
19	James Cleveland, Houston at East Carolina, 12-5-09 (241 yards)
18	Tommy Shuler, Marshall vs. Northern Illinois, 12-23-14 (185 yards)
18	Emmanuel Sanders, SMU at Washington State, 9-19-09 (178 yards)
17	Trent Taylor, Louisiana Tech at Middle Tennessee, 9-24-16 (210 yards)
17	Justin Hardy, East Carolina at Tulane, 10-12-13 (230 yards)
17	Damaris Johnson, Tulsa at Southern Miss, 11-21-09 (196 yards)

SEASON

136	Trent Taylor, Louisiana Tech, 2016 (1,803 yards)
114	Justin Hardy, East Carolina, 2013 (1,284 yards)
111	James Casey, Rice, 2008 (1,329 yards)
110	Tommy Shuler, Marshall, 2012 (1,138 yards)
108	Richie James, Middle Tennessee, 2015 (1,346 yards)
106	Tommy Shuler, Marshall, 2013 (1,165 yards)
105	Richie James, Middle Tennessee, 2016 (1,625 yards)
104	James Cleveland, Houston, 2009 (1,214 yards)
101	Dwayne Harris, East Carolina, 2010 (1,123 yards)
101	Arnold Jackson, Louisville, 1999 (1,209 yards)

RECEPTIONS BY A TIGHT END

SEASON	
*111	James Casey, Rice, 2008 (1,329 yards)
*NCAA Record	

RECEPTIONS PER GAME

SEASON	
9.71	Trent Taylor, Louisiana Tech, 2016 (136 in 14 games)
9.40	JaJuan Dawson, Tulane, 1999 (94 in 10 games)
9.18	Arnold Jackson, Louisville, 1999 (101 in 11 games)
9.16	Tommy Shuler, Marshall, 2012 (110 in 12 games)
8.76	Justin Hardy, East Carolina, 2013 (114 in 13 games)

YARDS GAINED

GAME	
346	Donnie Avery, Houston vs. Rice, 10-13-07 (13 catches)
326	Carlos Henderson, Louisiana Tech at Massachusetts, 10-15-16 (12 catches)
260	Kendrick Lee, Southern Miss vs. Houston, 11-9-96 (10 catches)
253	Roddy White, UAB at Tulane, 10-23-04 (8 catches)
244	Brennan Marion, Tulsa at Rice, 11-24-07 (7 catches)
241	James Cleveland, Houston at East Carolina, 12-5-09 (19 catches)

SEASON

1,803	Trent Taylor, Louisiana Tech, 2016 (136 catches)
1,752	Patrick Edwards, Houston, 2011 (89 catches)
1,730	Taywan Taylor, WKU, 2016 (98 catches)
1,625	Richie James, Middle Tennessee, 2016 (105 catches)
1,535	Carlos Henderson, Louisiana Tech, 2016 (82 catches)
1,467	Taywan Taylor, WKU, 2015 (86 catches)
1,456	Donnie Avery, Houston, 2007 (91 catches)
1,452	Roddy White, UAB, 2004 (71 catches)
1,391	Michael Thomas, Southern Miss, 2015 (71 catches)
1,346	Richie James, Middle Tennessee, 2015 (108 catches)
1,339	Emmanuel Sanders, SMU, 2009 (98 catches)

YARDS PER GAME

SEASON	
128.8	Trent Taylor, Louisiana Tech, 2016 (1,803 in 14 games)
125.1	Patrick Edwards, Houston, 2011 (1,752 in 14 games)

125.0	Richie James, Middle Tennessee, 2016 (1,625 in 14 games)
123.6	Taywan Taylor, WKU, 2016 (1,730 in 14 games)
121.0	Roddy White, UAB, 2004 (1,452 in 12 games)

YARDS PER CATCH

GAME (min. 5 catches)	
48.7	Allenzae Staggers, Southern Miss vs. Rice, 10-1-16 (6 for 292)
45.4	Patrick Edwards, Houston vs. Rice, 10-27-11 (7 for 318)
38.8	Brennan Marion, Tulsa vs. UTEP, 10-18-08 (6 for 233)
38.7	Brandon Middleton, Houston vs. TCU, 10-25-03 (6 for 232)
36.7	Antonio Vaughan, Old Dominion at WKU, 10-25-14 (6 for 220)

SEASON (min. 20 catches)

*31.9	Brennan Marion, Tulsa, 2007 (39 for 1,244)
25.9	Brennan Marion, Tulsa, 2008 (43 for 1,112)
24.3	Brandon Middleton, Houston, 2001 (20 for 486)
24.1	Brandon Middleton, Houston, 2002 (28 for 674)
22.8	Kris Adams, UTEP, 2010 (47 for 1,070)
*NCAA Record	

TOUCHDOWN RECEPTIONS

CONSECUTIVE GAMES

*13	Jarett Dillard, Rice (2006)
*NCAA Record	

GAME

5	Carlos Henderson, Louisiana Tech at Massachusetts (10-15-16)
5	Patrick Edwards, Houston vs. Rice (10-27-11)
4	Carlos Henderson, Louisiana Tech at North Texas (11-5-16)
4	Patrick Edwards, Houston at Tulsa (11-25-11)
4	DeAndre Brown, Southern Miss at Rice (10-18-08)
4	Jarett Dillard, Rice vs. North Texas (9-27-08)
4	Lavell Boyd, Louisville vs. Houston (10-23-99)
3	89 tied with
<i>Most Recently:</i> Jonathan Duhart, Old Dominion at Florida Atlantic (11-19-16)	

SEASON

21	Jarett Dillard, Rice, 2006
20	Patrick Edwards, Houston, 2011
20	Jarett Dillard, Rice, 2008
19	Carlos Henderson, Louisiana Tech, 2016
17	Taywan Taylor, WKU, 2016
17	Taywan Taylor, WKU, 2015
15	Gator Hoskins, Marshall, 2013

SCORING

MOST POINTS

GAME	
36	Kenneth Dixon, Louisiana Tech vs. North Texas (11-7-15)
36	Antowain Smith, Houston vs. Southern Miss (11-9-96)
32	Carlton Jones, Army at USF (10-16-04)
30	Carlos Henderson, Louisiana Tech at Massachusetts (10-15-16)
30	D.J. Vinson, UAB vs. Alabama A&M (9-13-14)
30	Charles Ross, Rice vs. Louisiana Tech (11-16-13)
30	Patrick Edwards, Houston vs. Rice (10-27-11)
30	Zach Line, SMU vs. Northwestern State (9-17-11)
30	Austin Davis, Southern Miss vs. UAB (11-1-08)
30	Matt Forte', Tulane vs. Southeastern La. (9-22-07)
30	Matt Forte', Tulane at Rice (11-17-07)
30	Ahmad Bradshaw, Marshall vs. UTEP (11-18-06)
30	Tielor Robinson, Army vs. Cincinnati (10-9-04)
30	Eric Shelton, Louisville vs. East Carolina (10-2-04)
30	Leroy Collins, Louisville vs. Western Kentucky (10-31-98)
24	63 tied with
<i>Most Recently:</i> Anthony Wales, WKU vs. Louisiana Tech (12-3-16)	

SEASON

180	Kevin Smith, UCF, 2007 (30 TD)
174	Anthony Wales, WKU, 2016 (29 TD)
168	Kenneth Dixon, Louisiana Tech, 2014 (28 TD)
156	Kenneth Dixon, Louisiana Tech, 2015 (26 TD)
150	Alex Singleton, Tulsa, 2012 (25 TD)

MOST TOUCHDOWNS**GAME**

6	Kenneth Dixon, Louisiana Tech vs. North Texas (11-7-15)
6	Antowain Smith, Houston vs. Southern Miss (11-9-96)
5	Carlos Henderson, Louisiana Tech at Massachusetts (10-15-16)
5	D.J. Vinson, UAB vs. Alabama A&M (9-13-14)
5	Charles Ross, Rice vs. Louisiana Tech (11-16-13)
5	Patrick Edwards, Houston vs. Rice (10-27-11)
5	Zach Line, SMU vs. Northwestern State (9-17-11)
5	Austin Davis, Southern Miss vs. UAB (11-1-08)
5	Matt Forte', Tulane vs. Southeastern La. (9-22-07)
5	Matt Forte', Tulane at Rice (11-17-07)
5	Ahmad Bradshaw, MAR vs. UTEP (11-18-06)
5	Carlton Jones, Army at USF (10-16-04)
5	Tielor Robinson, Army vs. Cincinnati (10-9-04)
5	Eric Shelton, Louisville vs. East Carolina (10-2-04)
5	Leroy Collins, Louisville vs. Western Kentucky (10-31-98)
4	61 tied with

Most Recently: Anthony Wales, WKU vs. Louisiana Tech (12-3-16)

SEASON

30	Kevin Smith, UCF, 2007 (29 rush, 1 rec.)
29	Anthony Wales, WKU, 2016 (27 rush, 2 rec.)
28	Kenneth Dixon, Louisiana Tech, 2014 (22 rush, 6 rec.)
26	Kenneth Dixon, Louisiana Tech, 2014 (26 rush)
25	Alex Singleton, Tulsa, 2012 (24 rush, 1 rec.)
24	Chris Johnson, East Carolina, 2007 (17 rush, 6 rec., 1 KR)
23	Carlos Henderson, Louisiana Tech, 2016 (2 rush, 19 rec., 2 KR)
23	Matt Forte', Tulane, 2007 (23 rush)
23	DeAngelo Williams, Memphis, 2004 (22 rush, 1 rec.)
21	Donald Buckram, UTEP, 2009 (18 rush, 3 rec.)
21	Ahmad Bradshaw, Marshall, 2006 (21 rush)
21	Jarett Dillard, Rice, 2006 (21 rec.)

KICKING**FIELD GOAL ATTEMPTS****GAME**

7	Warren Harvey, East Carolina at Tulane, 10-12-13 (4 made)
7	Matt Hogan, Houston vs. UAB, 10-13-12 (6 made)
7	Josh Zahn, UAB at Tennessee, 9-25-10 (2 made)
6	Cairo Santos, Tulane vs. East Carolina, 10-12-13 (5 made)
6	Chris Boswell, Rice vs. SMU, 11-17-12 (5 made)
6	Chris Boswell, Rice at North Texas, 9-11-10 (4 made)
6	Reagan Schneider, UTEP vs. Houston, 9-16-05 (5 made)
6	Ryan White, Memphis at UAB, 10-9-99 (5 made)
6	Brad Palazzo, Tulane at Louisville, 10-11-97 (5 made)

SEASON

34	Danny Hrapmann, Southern Miss, 2011 (23 made)
33	Nick Browne, TCU, 2003 (28 made)
33	Seth Marler, Tulane, 2002 (20 made)
31	Danny Hrapmann, Southern Miss, 2010 (26 made)
31	Ben Hartman, East Carolina, 2008 (21 made)

FIELD GOALS MADE**GAME**

6	Matt Hogan, Houston vs. UAB, 10-13-12 (7 att.)
5	Trevor Moore, North Texas vs. SMU, 9-6-14 (5 att.)
5	Kyle Fischer, Louisiana Tech at FIU, 10-26-13 (5 att.)

5	Cairo Santos, Tulane vs. East Carolina, 10-12-13 (6 att.)
5	Chris Boswell, Rice vs. SMU, 11-17-12 (6 att.)
5	Danny Hrapmann, Southern Miss vs. UCF, 11-12-11 (5 att.)
5	Danny Hrapmann, Southern Miss vs. East Carolina, 10-9-10 (5 att.)
5	Swayze Waters, UAB at UCF, 11-29-08 (5 att.)
5	Jose Martinez, UTEP vs. SMU, 11-15-08 (5 att.)
5	Jose Martinez, UTEP vs. East Carolina, 10-13-07 (5 att.)
5	Swayze Waters, UAB vs. Alcorn State, 9-15-07 (5 att.)
5	Reagan Schneider, UTEP vs. Houston, 9-16-05 (6 att.)
5	Nick Browne, TCU vs. Cincinnati, 11-15-03 (5 att.)
5	Nick Browne, TCU at Cincinnati, 9-2-02 (5 att.)
5	Ryan White, Memphis at UAB, 10-9-99 (6 att.)
5	Brad Palazzo, Tulane at Louisville, 10-11-97 (6 att.)
4	49 tied with

Most Recently: Jonathan Barnes, Louisiana Tech vs. Arkansas State, 12-19-15 (4 att.)

SEASON

28	Nick Browne, TCU, 2003 (33 att.)
26	Danny Hrapmann, Southern Miss, 2010 (31 att.)
26	Jonathan Ruffin, Cincinnati, 2000 (29 att.)
23	Chris Boswell, Rice, 2012 (29 att.)
23	Danny Hrapmann, Southern Miss, 2011 (34 att.)
23	Darren McCaleb, Southern Miss, 2005 (28 att.)
23	Nick Browne, TCU, 2002 (30 att.)
23	Brad Palazzo, Tulane, 1997 (28 att.)

LONGEST FIELD GOALS

64	Jose Martinez, UTEP vs. UCF (9-27-08)
61	Matt Szymanski, SMU at Texas Tech (9-5-10)
58	Mike Barbour, East Carolina at Marshall (11-26-11)
57	Cairo Santos, Tulane vs. Rice (11-3-12)
57	Chris Boswell, Rice at Louisiana Tech (9-15-12)
57	Dakota Warren, UTEP vs. Memphis (9-25-10)
57	Jose Martinez, UTEP vs. Houston (10-27-07)
56	Blake Brewer, Charlotte at FIU (11-7-15)
56	Cairo Santos, Tulane at Louisiana-Monroe (9-28-13)
56	Chris Boswell, Rice vs. Kansas (
56	Chris Boswell, Rice vs. SMU (11-17-12)
56	Reagan Schneider, UTEP vs. Memphis (11-25-06)

FIELD GOAL PERCENTAGE**SEASON**

*100.0	Cairo Santos, Tulane, 2012 (21 of 21)
100.0	Ryan White, Memphis, 1998 (16 of 16)
100.0	Matt Hogan, Houston, 2009 (12 of 12)
93.8	Garrett Schwettman, WKU, 2015 (15 of 16)
93.8	Seth Marler, Tulane, 2001 (15 of 16)
92.9	Kevin Fitzpatrick, Tulsa, 2009 (13 of 14)

*NCAA Record (most attempts without a miss)

PAT KICKS ATTEMPTED**GAME**

11	Canon Rooker, Middle Tennessee vs. Florida Atlantic, 11-26-16 (11 made)
11	Trevor Moore, North Texas vs. Nicholls State, 9-20-14 (11 made)
11	Jarod Tracy, Tulsa vs. UTEP, 10-18-08 (11 made)
11	Clark Fangmeier, Rice vs. North Texas, 9-27-08 (11 made)
10	Cody Clark, Middle Tennessee vs. Charlotte, 9-19-15 (10 made)
10	Cody Clark, Middle Tennessee vs. Jackson State, 9-5-15 (10 made)
10	Chase Hover, SMU vs. Houston, 10-18-12 (9 made)
10	Matt Hogan, Houston at Tulane, 11-10-11 (10 made)
10	Matt Hogan, Houston vs. Rice, 10-27-11 (10 made)
10	Matt Hogan, Houston vs. Texas State, 9-4-10 (8 made)
10	Britt Barefoot, Southern Miss vs. UAB, 11-1-08 (10 made)
10	Art Carmody, Louisville vs. Cincinnati, 11-27-04 (10 made)
10	Brad Palazzo, Tulane vs. Southwestern Louisiana, 10-31-98 (10 made)
9	19 tied with

Most Recently: Haden Tabola, Rice vs. Prairie View A&M, 10-22-16

SEASON

92	Matt Hogan, Houston, 2011 (91 made)
82	Justin Haig, Marshall, 2014 (82 made)
80	Garrett Schwettman, WKU, 2015 (79 made)
78	Jarod Tracy, Tulsa, 2008 (80 made)
78	Jonathan Barnes, Louisiana Tech, 2016 (77 made)

PAT KICKS MADE**GAME**

11	Canon Rooker, Middle Tennessee vs. Florida Atlantic, 11-26-16 (11 att.)
11	Trevor Moore, North Texas vs. Nicholls State, 9-20-14 (11 att.)
11	Jarod Tracy, Tulsa vs. UTEP, 10-18-08 (11 att.)
11	Clark Fangmeier, Rice vs. North Texas, 9-27-08 (11 att.)
10	Cody Clark, Middle Tennessee vs. Charlotte, 9-19-15 (10 att.)
10	Cody Clark, Middle Tennessee vs. Jackson State, 9-5-15 (10 att.)
10	Matt Hogan, Houston at Tulane, 11-10-11 (10 att.)
10	Matt Hogan, Houston vs. Rice, 10-27-11 (10 att.)
10	Britt Barefoot, Southern Miss vs. UAB, 11-1-08 (10 att.)
10	Art Carmody, Louisville vs. Cincinnati, 11-27-04 (10 att.)
10	Brad Palazzo, Tulane vs. Southwestern Louisiana, 10-31-98 (10 att.)
9	15 tied with

Most Recently: Garrett Schwettman, WKU at FIU, 11-21-15

SEASON

91	Matt Hogan, Houston, 2011 (92 att.)
82	Justin Haig, Marshall, 2014 (82 att.)
79	Garrett Schwettman, WKU, 2015 (80 att.)
78	Jarod Tracy, Tulsa, 2008 (80 att.)
77	Jonathan Barnes, Louisiana Tech, 2016 (78 made)
77	Art Carmody, Louisville, 2004 (77 att.)

PAT PERCENTAGE**GAME** (min. 10 attempts)

100.0	Canon Rooker, Middle Tennessee vs. Florida Atlantic, 11-26-16 (11 of 11)
100.0	Cody Clark, Middle Tennessee vs. Charlotte, 9-19-15 (10 of 10)
100.0	Cody Clark, Middle Tennessee vs. Jackson State, 9-5-15 (10 of 10)
100.0	Trevor Moore, North Texas vs. Nicholls State, 9-20-14 (11 of 11)
100.0	Jarod Tracy, Tulsa vs. UTEP, 10-18-08 (11 of 11)
100.0	Clark Fangmeier, Rice vs. North Texas, 9-27-08 (11 of 11)
100.0	Matt Hogan, Houston at Tulane, 11-10-11 (10 of 10)
100.0	Matt Hogan, Houston vs. Rice, 10-27-11 (10 of 10)
100.0	Britt Barefoot, Southern Miss vs. UAB, 11-1-08 (10 of 10)
100.0	Art Carmody, Louisville vs. Cincinnati, 11-27-04 (10 of 10)
100.0	Brad Palazzo, Tulane vs. Southwestern Louisiana, 10-31-98 (10 of 10)

SEASON (min. 50 made)

100.0	Jonathan Barnes, Louisiana Tech, 2015 (60 of 60)
100.0	Cody Clark, Middle Tennessee, 2015 (56 of 56)
100.0	Justin Haig, Marshall, 2014 (82 of 82)
100.0	Justin Haig, Marshall, 2012 (60 of 60)
100.0	Warren Harvey, East Carolina, 2012 (50 of 50)
100.0	Danny Hrapmann, Southern Miss, 2010 (55 of 55)
100.0	Clark Fangmeier, Rice, 2008 (73 of 73)
100.0	Ben Hartman, East Carolina, 2007 (50 of 50)
100.0	Art Carmody, Louisville, 2004 (77 of 77)
100.0	Dustin Bell, Houston, 2003 (56 of 56)
100.0	Brad Palazzo, Tulane, 1998 (68 of 68)

TOTAL POINTS SCORED BY KICKING**GAME**

22	Brad Palazzo, Tulane at Louisville, 10-11-97 (5 FG, 7 XPT)
21	Matt Hogan, Houston vs. UAB, 10-13-12 (6 FG, 3 PAT)
19	Trevor Moore, North Texas vs. SMU, 9-6-14 (5 FG, 4 PAT)
19	Danny Hrapmann, Southern Miss vs. East Carolina, 10-9-10 (5 FG, 4 XPT)



19 Nick Browne, TCU vs. Cincinnati, 11-15-03
(5 FG, 4 PAT)

SEASON

143 Jonathan Barnes, Louisiana Tech, 2016
(77 PAT, 22 FG)
133 Justin Haig, Marshall, 2014 (82 PAT, 17 FG)
133 Danny Hrapmann, Southern Miss, 2010
(55 PAT, 26 FG)
130 Matt Hogan, Houston, 2011 (91 PAT, 13 FG)
130 Danny Hrapmann, Southern Miss, 2011
(61 PAT, 23 FG)

PUNTING

MOST PUNTS

GAME

12 Tyler Williams, Marshall at Kent State (9-25-15)
12 Tom Hornsey, Memphis vs. SMU (9-24-11)
12 Steve Smith, Cincinnati at Louisville (10-26-96)
11 Arthur Hart, Charlotte at Louisville (9-1-16)
11 Kristian Stern, UTSA vs. UTEP (10-25-14)
11 Kristian Stern, UTSA at Oklahoma State (9-13-14)
11 Tyler Sarrazin, Southern Miss at Mississippi State
(8-20-14)
11 Dennis Parks, Tulsa vs. North Texas (11-30-13)
11 Tom Hornsey, Memphis at Southern Miss
(11-26-11)
11 Blake Clingan, UCF at Miami (Fla.) (10-11-08)
11 Blake Clingan, UCF at USF (10-13-07)
11 Luke Johnson, Southern Miss at N.C. State
(10-29-05)
11 Chris Beckman, Tulane vs. Mississippi State
(9-17-05)
11 Jimmy McClary, Houston at Michigan (9-6-03)
11 Alex Bradford, Army vs. Houston (11-15-03)
11 Ross Stewart, UAB at Memphis (10-27-01)
11 Joey Biasatti, TCU at Nebraska (8-25-01)
11 Ben Graves, Memphis at Southern Miss (10-30-00)
11 Jim Cande, Memphis vs. Mississippi (9-4-99)
11 Casey Roussel, Tulane at East Carolina (10-23-99)
11 Doug Johnson, Cincinnati at Boston College (9-27-97)

SEASON

95 Tom Hornsey, Memphis, 2011 (3,993 for 42.0 avg.)
88 Blake Clingan, UCF, 2008 (3,560 for 40.5 avg.)
83 Kristian Stern, UTSA, 2014 (3,422 for 41.2 avg.)
80 Peter Picerelli, Tulane, 2013 (3,321 for 41.5 avg.)
80 Tom Hornsey, Memphis, 2010 (3,416 for 42.7 avg.)
80 Matt Dodge, East Carolina, 2007 (3,307 for 41.3 avg.)
80 Mark Haulman, Southern Miss, 2002
(3,344 for 41.8 avg.)

YARDS PUNTED

GAME

562 Tyler Williams, Marshall at Kent State, 9-25-15
(12 punts)
537 Casey Roussel, Tulane at East Carolina, 10-23-99
(11 punts)
510 Steve Smith, Cincinnati at Louisville, 10-26-96
(12 punts)
506 Kristian Stern, UTSA at Oklahoma State, 9-13-14
(11 punts)
493 Joey Biasatti, TCU at Nebraska, 8-25-01
(11 punts)

SEASON

3,993 Tom Hornsey, Memphis, 2011 (95 for 42.0 avg.)
3,560 Blake Clingan, UCF, 2008 (88 for 40.5 avg.)
3,422 Kristian Stern, UTSA, 2014 (83 for 41.2 avg.)
3,416 Tom Hornsey, Memphis, 2010 (80 for 42.7 avg.)
3,403 Kyle Martens, Rice, 2011 (78 for 43.6 avg.)

PUNTING AVERAGE

GAME (min. 3 punts)

64.3 Dalton Schomp, Florida Atlantic vs. Old
Dominion, 11-19-16 (3 for 193)
57.7 Michael Such, Tulsa vs. Memphis, 11-27-09
(3 for 173)
56.0 Ross Thevenot, Tulane vs. SMU, 9-25-08
(3 for 168)
55.7 Ryan Dougherty, East Carolina vs. Virginia,
10-7-06 (3 for 167)
55.6 Thomas Morstead, SMU vs. North Texas, 9-8-07
(5 for 278)

SEASON

48.1 Andrew Bayes, East Carolina, 1999 (47 for 2,259)
48.0 Dalton Schomp, Florida Atlantic, 2015 (45 for 2,160)
46.2 Brad Hill, Tulane, 1997 (42 for 1,940)
46.1 Ian Campbell, UTEP, 2011 (48 for 2,214)
46.0 Kyle Martens, Rice, 2010 (52 for 2,391)

LONGEST PUNTS

83 Michael Such, Tulsa vs. Memphis (11-27-09)
83 Casey Roussel, Tulane at East Carolina (10-23-99)
78 Ross Stewart, UAB vs. Southern Miss (11-9-02)
78 Andrew Bayes, East Carolina at Houston (10-30-99)
78 Jamie Purser, Southern Miss at Nevada (11-20-98)

PUNT RETURNS

MOST RETURNS

GAME

8 Mario Hull, Rice vs. Memphis, 10-8-11
(121 yards)
8 Montrell Jones, Louisville vs. TCU, 11-10-04
(64 yards)
8 Brian Fisher, USF vs. Louisville, 10-4-03
(91 yards)
8 Percy Coleman, UAB vs. La.-Lafayette, 9-30-00
(46 yards)
8 Tripp Higgins, Memphis at UAB, 10-9-99
(46 yards)
7 13 tied with
Most Recently: JaBryce Taylor, UTSA vs. Alabama State,
9-3-16 (20 yards)

SEASON

47 Brian Fisher, USF, 2003 (424 yards)
40 Montrell Jones, Louisville, 2004 (418 yards)
38 Tinker Keck, Cincinnati, 1997 (577 yards)
37 John Wilson, Tulane, 2000 (687 yards)
37 Ryan Johnson, Memphis, 2000 (389 yards)

YARDS RETURNED

GAME

168 Keith Stokes, East Carolina vs. Houston, 11-11-00
(6 returns)
159 Damien Dorsey, Louisville at Army, 9-21-02
(6 returns)
148 Richard Leonard, FIU vs. Bethune-Cookman,
8-30-14 (5 returns)
148 Travis Williams, East Carolina vs. Memphis,
11-20-04 (6 returns)
143 Lynaris Elpheage, Tulane at Hawaii, 12-25-02
(4 returns)

SEASON

577 Tinker Keck, Cincinnati, 1997 (38 returns)
508 Damien Dorsey, Louisville, 2002 (33 returns)
463 Joe Burnett, UCF, 2005 (28 returns)
463 Lynaris Elpheage, Tulane, 2002 (28 returns)
450 Marvin Young, Southern Miss, 2003 (33 returns)

YARDS PER PUNT RETURN

AVERAGE

GAME (min. 2 returns)

61.0 Tinker Keck, Cincinnati vs. Louisville, 11-8-97
(2 for 122)
50.5 Johnnie Lee Higgins, UTEP vs. Tulane, 10-14-06
(2 for 101)
49.5 Jackie Williams, UAB at Troy, 10-1-11 (2 for 99)
47.0 Richard Crawford, SMU vs. UCF, 10-15-11
(3 for 141)
46.0 Charles West, Houston vs. Southern Miss, 11-9-
96 (2 for 92)

SEASON (min. 15 returns)

17.7 Travis Williams, East Carolina, 2004 (20 for 354)
17.6 Omari Thompson, Army, 2000 (12 for 211)
17.5 Rodregis Brooks, UAB, 1999 (20 for 350)
16.5 Joe Burnett, UCF, 2005 (28 for 463)
16.5 Lynaris Elpheage, Tulane, 2002 (28 for 463)

PUNT RETURN TOUCHDOWNS

GAME

2 Tinker Keck, Cincinnati vs. Louisville, 11-8-97
1 113 players tied with.
Most Recently: Brandon Moss, UTEP vs. North Texas,
11-26-16

SEASON

4 Tinker Keck, Cincinnati, 1997
2 Nacarius Fant, WKU, 2016
2 Johnnie Lee Higgins, 2006
2 Joe Burnett, UCF, 2005
2 Aris Comeaux, Army, 2002
2 Omari Thompson, Army, 2000
1 101 tied with

LONGEST PUNT RETURNS

94t Keith Stokes, East Carolina vs. Cincinnati, 11-13-99
92t Richard Crawford, SMU vs. UCF, 10-15-11
91t Jackie Williams, UAB at Troy, 10-1-11
88t Johnnie Lee Higgins, UTEP vs. Tulane, 10-14-06
88t Aris Comeaux, Army vs. UAB, 10-26-02

KICKOFF RETURNS

MOST RETURNS

GAME

9 Matt Guidry, UTSA at Louisiana Tech, 11-12-16
(188 yards)
9 Austin Walter, Rice vs. Southern Miss, 11-14-14
(176 yards)
9 Jamarus Nelson, UAB vs. Southern Miss, 11-30-
13 (186 yards)
9 Robert Kelley, Tulane vs. Houston, 11-10-11
(168 yards)
9 Marcus Hightower, Memphis at Houston, 11-28-09
(169 yards)
9 Damaris Johnson, Tulsa at Houston, 11-15-08
(163 yards)
9 Scott Wesley, Army vs. Louisville, 9-11-04
(142 yards)
9 Rolando North, East Carolina at Syracuse, 10-4-97
(160 yards)
8 20 tied with
Most Recently: Tez Parks, Southern Miss at UTSA, 10-15-16
(129 yards)

SEASON

64 Robert Kelley, Tulane, 2011 (1,305 yards)
59 Michael Grandberry, Memphis, 2007 (1,286 yards)
55 William White, Army, 2002 (1,239 yards)
54 Damaris Johnson, Tulsa, 2008 (1,382 yards)
54 Scott Wesley, Army, 2004 (1,248 yards)
50 Tyron Carrier, Houston, 2010 (1,174 yards)

YARDS RETURNED

GAME

269 Scott Wesley, Army at Tulane, 11-13-04 (7 returns)
261 Charles Ross, Rice at Tulane, 11-13-10 (7 returns)
213 Robert Kelley, Tulane vs. Southeastern La., 9-3-11
(7 returns)
211 Justin Jordan, Southern Miss at Marshall, 11-14-09
(5 returns)
211 Damaris Johnson, Tulsa vs. UTEP, 10-18-08 (6 returns)
210 Jeremy Eddington, Rice at UTEP, 11-24-12 (4 returns)
204 Tyron Carrier, Houston at Southern Miss, 11-20-10
(8 returns)
203 Darius Marshall, Marshall at West Virginia, 9-27-08
(4 returns)
203 Curtis Francis, UCF at East Carolina, 10-6-07
(5 returns)
202 D'Joun Smith, Florida Atlantic at Marshall, 10-25-14
(6 returns)

SEASON

1,382 Damaris Johnson, Tulsa, 2008 (54 returns)
1,305 Robert Kelley, Tulane, 2011 (64 returns)
1,286 Michael Grandberry, Memphis, 2007 (59 returns)
1,248 Scott Wesley, Army, 2004 (54 returns)
1,239 William White, Army, 2002 (55 returns)
1,174 Tyron Carrier, Houston, 2010 (204 returns)
1,131 Damaris Johnson, Tulsa, 2009 (46 returns)
1,056 Jessie Henderson, SMU, 2008 (48 returns)
1,009 Chris Johnson, East Carolina, 2007 (36 returns)
1,000 Dwayne Harris, East Carolina, 2009 (37 returns)

YARDS PER KICKOFF RETURN

AVERAGE

GAME (min. 2 returns)

97.5 Quincy McDuffie, UCF at Marshall, 10-27-12
(2 for 195)
89.0 Kylen Towner, WKU vs. Louisiana Tech, 12-3-16
(2 for 178)

73.0	Kylen Towner, WKU at Miami (Ohio), 9-17-16 (2 for 146)
66.0	Kylen Towner, WKU vs. Louisiana Tech, 9-10-15 (2 for 132)
64.0	Quincy McDuffie, UCF vs. East Carolina, 10-3-12 (2 for 128)

SEASON (min. 11 returns)

40.3	Kylen Towner, WKU, 2016 (26 for 1,048)
38.3	J.J. Nelson, UAB, 2014 (22 for 843)
34.8	Eric Booth, Southern Miss, 1997 (22 for 766)
34.2	Quincy McDuffie, UCF, 2012 (17 for 582)
32.2	Carlos Henderson, Louisiana Tech, 2016 (25 for 805)
32.2	Quincy McDuffie, UCF, 2010 (27 for 869)

KICKOFF RETURN TOUCHDOWNS**GAME**

2	Quincy McDuffie, UCF at Marshall (10-27-12) five in 2016
<i>Most Recently:</i> Kylen Towner, WKU at Marshall (11-26-16)	
1	five in 2015
1	11 in 2014
1	four in 2013
1	seven in 2012
1	four in 2011
1	nine in 2010
1	12 in 2009
1	six in 2008
1	seven in 2007
1	three in 2006
1	four in 2005
1	three in 2004
1	five in 2003
1	four in 2002
1	three in 2001
1	three in 1999
1	one in 1998
1	two in 1997
1	three in 1996

SEASON

4	J.J. Nelson, UAB, 2014
4	Tyron Carrier, Houston, 2009
3	Quincy McDuffie, UCF, 2012
3	Dwayne Harris, East Carolina, 2009
2	Carlos Henderson, Louisiana Tech, 2016
2	Deandre Reaves, Marshall, 2015
2	Autrey Golden, UTEP, 2014
2	Autrey Golden, UTEP, 2013
2	Autrey Golden, UTEP, 2012
2	Quincy McDuffie, UCF, 2010
2	Marlon McClure, UTEP, 2010
2	Joe Burnett, UCF, 2008
2	Broderick Clark, Louisville, 2002
2	Zek Parker, Louisville, 1999
2	Eric Booth, Southern Miss, 1997
1	155 tied with

LONGEST KICKOFF RETURNS

100t	Autrey Golden, UTEP vs. Tulsa (10-12-13)
100t	Autrey Golden, UTEP vs. UTSA (9-21-13)
100t	Tracey Lampley, Southern Miss at Nebraska (9-1-12)
100t	Tyron Carrier, Houston vs. Rice (10-27-11)
100t	Marlon McClure, UTEP at Arkansas (11-13-10)
100t	Troy Evans, Marshall at Southern Miss (10-2-10)
100t	Devin Mays, Houston at UCF (11-14-09)
100t	Freddie Parham, Southern Miss vs. Virginia (9-19-09)
100t	Donnie Avery, Houston vs. East Carolina (9-29-07)
100t	Jessie Henderson, SMU at Tulane (9-20-06)
100t	Ricky Wilson, Houston at Louisville (11-22-03)
100t	Fred Smith, Tulane vs. TCU (9-1-03)
100t	Broderick Clark, Louisville vs. Kentucky (9-1-02)
99t	Keion Davis, Marshall at North Texas (10-8-16)
99t	Quincy McDuffie, UCF vs. East Carolina (10-3-12)
99t	Khymest Williams, UCF at SMU (11-17-07)
98t	Kylen Towner, WKU vs. Louisiana Tech (9-10-15)
98t	Autrey Golden, UTEP at Southern Miss (11-17-12)
98t	Quincy McDuffie, UCF at Marshall (10-27-12)
98t	Jeff Ligon, Tulane vs. Southern Miss (10-26-96)

INTERCEPTIONS**GAME**

3	Branden Leston, WKU at Marshall, 11-28-14 (29 yards)
3	D'Joun Smith, Florida Atlantic vs. Tulane, 11-2-13 (17 yards)

3	Milton Howell, Tulsa vs. SMU, 10-29-11 (44 yards)
3	Marco Nelson, Tulsa at Houston, 11-13-10 (7 yards)
3	Loyce Means, Houston vs. Tulsa, 11-15-08 (95 yards)
3	Devin Lowery, SMU vs. Marshall, 10-14-06 (15 yards)
3	Will Gulley, Houston vs. East Carolina, 11-6-04 (45 yards)
3	J.R. Reed, USF at Memphis, 11-29-03 (15 yards)
3	Etric Pruitt, Southern Miss at Army, 9-28-02 (43 yards)
3	Anthony Floyd, Louisville at Southern Miss, 11-4-00 (82 yards)

SEASON

10	Anthony Floyd, Louisville, 2000 (152 yards)
9	Rodregis Brooks, UAB, 1999 (152 yards)
8	Lynaris Elpheage, Tulane, 2002 (133 yards)
8	Jason Goss, TCU, 2002 (27 yards)
7	Lorenzo Doss, Tulane, 2013 (185 yards)
7	D'Joun Smith, Florida Atlantic, 2013 (112 yards)
7	Kevin Sanders, UAB, 2008 (55 yards)
7	Quintin Demps, UTEP, 2006 (61 yards)
7	J.R. Reed, USF, 2003 (45 yards)
7	Mike James, Houston, 1999 (69 yards)

INT RETURN YARDS**GAME**

123	Shawn Ferguson, Cincinnati at Memphis, 10-17-98 (2 returns)
106	Cornelius Arnick, Tulsa at Hawai'i, 12-24-10 (2 returns)
100	Curtis Mikell, Southern Miss at UTEP, 9-24-16 (2 returns)
100	DaShaun Amos, East Carolina vs. Tulsa, 11-9-13 (1 return)
100	Kendrick Presley, Southern Miss, 11-26-11 (1 return)
100	Jordan Ozerities, UCF at Tulane, 10-20-10 (1 return)
100	Quintin Demps, UTEP at New Mexico State, 9-15-07 (1 return)
100	Quintin Demps, UTEP at UCF, 11-24-07 (1 return)
100	Idrees Bashir, Memphis at Army, 9-23-00 (1 return)
100	Kevin Monroe, East Carolina vs. Louisville, 11-14-98 (1 return)
99	Derrick Strozier, Tulane vs. East Carolina, 10-12-13 (1 return)
99	Marquis Coleman, UAB at UTEP, 10-31-09 (1 return)
99	Quincy Butler, TCU vs. Southern Miss, 11-20-04 (1 return)

SEASON (min. 2)

230	Xavier Woods, Louisiana Tech, 2014 (6 int.)
220	Quintin Demps, UTEP, 2007 (5 int.)
185	Lorenzo Doss, Tulane, 2013 (7 int.)
171	D.J. Hayden, Houston, 2012 (4 int.)
159	Kevin Byard, Middle Tennessee, 2013 (5 int.)
159	Johnell Neal, UCF, 2007 (6 int.)

YARDS PER INTERCEPTION RETURN**GAME** (min. 2)

61.5	Shawn Ferguson, Cincinnati at Memphis, 10-17-98 (2 for 123)
53.0	Cornelius Arnick, Tulsa at Hawai'i, 12-24-10 (2 for 106)
50.0	Curtis Mikell, Southern Miss at UTEP, 9-24-16 (2 for 100)
47.5	D.J. Hayden, Houston vs. UTEP, 10-27-12 (2 for 95)
46.5	Triston Wade, UTSA at Tulsa, 11-2-13 (2 for 93)

SEASON (min. 3)

51.7	Ocie Rose, Florida Atlantic, 2015 (3 for 155)
45.3	Rashad Jackson, Marshall, 2010 (3 for 136)
44.0	Quintin Demps, UTEP, 2007 (5 for 220)
42.8	D.J. Hayden, Houston, 2012 (4 for 171)
41.0	Shawn Ferguson, Cincinnati, 1998 (3 for 123)

INTERCEPTIONS FOR TOUCHDOWNS**GAME**

2	Michael Egwuagu, UTSA at UTEP (10-3-15)
2	Tiquan Lang, Marshall vs. Purdue (9-6-15)
2	Shawn Ferguson, Cincinnati at Memphis (10-17-98)
1	228 tied with

SEASON

3	Leo Barnes, Southern Miss, 2000
2	Eric Jenkins, North Texas, 2016
2	Ocie Rose, Florida Atlantic, 2015
2	Kalan Reed, Southern Miss, 2015
2	Richard Leonard, FIU, 2014
2	Xavier Woods, Louisiana Tech, 2014
2	Wonderful Terry, WKU, 2014
2	Kevin Byard, Middle Tennessee, 2013
2	Lorenzo Doss, Tulane, 2013
2	D.J. Hayden, Houston, 2012
2	Taylor Reed, SMU, 2012
2	Deron Wilson, Southern Miss, 2011
2	Quintin Demps, UTEP, 2007
2	Kasey Ross, East Carolina, 2006
2	Blue Adams, Cincinnati, 2002
2	Shawn Ferguson, Cincinnati, 1998
1	157 tied with

LONGEST INTERCEPTION RETURNS**GAME**

100t	Curtis Mikell, Southern Miss at UTEP (9-24-16)
100t	DaShaun Amos, East Carolina vs. Tulsa (11-9-13)
100t	Kendrick Presley, Southern Miss vs. Memphis (11-26-10)
100t	Jordan Ozerities, UCF at Tulane (10-20-10)
100t	Quintin Demps, UTEP at UCF (11-24-07)
100t	Quintin Demps, UTEP at New Mexico State (9-15-07)
100t	Idrees Bashir, Memphis at Army (9-23-00)
100t	Kevin Monroe, East Carolina vs. Louisville (11-14-98)
99t	Derrick Strozier, Tulane vs. East Carolina (10-12-13)
99t	Marquis Coleman, UAB at UTEP (10-31-09)
99t	Quincy Butler, TCU vs. Southern Miss, 11-20-04
98t	Zac Whitefield, North Texas vs. Nicholls State, 9-20-14
98t	Dwight Henry, East Carolina at Louisville (11-1-97)
97t	D.J. Hayden, Houston vs. UTEP (10-27-12)
96t	Cameron Rogers, SMU vs. Stephen F. Austin (9-8-12)
96t	Adrian Singleton, UAB at Cincinnati (10-16-99)

TACKLES**GAME**

26	Bryce Hudman, SMU at Arkansas State (9-15-07)
24	Marvin Burdette, UAB at Tulane (10-27-12)
24	Chris Moore, East Carolina at Cincinnati (9-1-03)
24	Pernell Griffin, East Carolina vs. Wake Forest (9-1-01)
23	Marcus McGraw, Houston vs. Air Force (12-31-09)
23	Pete Fleps, SMU at Navy (10-25-08)
23	Brad Jackson, Cincinnati vs. Louisville (11-8-97)
23	Jeff Kerr, East Carolina vs. Cincinnati (11-13-97)

SEASON

174	Hanik Milligan, Houston, 2001 (102 solo, 72 ast.)
168	Rod Davis, Southern Miss, 2002 (122 solo, 46 ast.)
168	Brad Jackson, Cincinnati, 1997 (93 solo, 75 ast.)
167	Jeff Kerr, East Carolina, 1997 (78 solo, 89 ast.)
165	Chris Chamberlain, Tulsa, 2007 (104 solo, 61 ast.)
164	Rod Davis, Southern Miss, 2003 (111 solo, 53 ast.)

SACKS**GAME**

6	Keaton Cromartie, Tulane vs. Memphis (11-8-97)
5	Zach Patt, Rice at FIU (11-1-14)
4.5	Houston Bates, Louisiana Tech vs. Illinois (12-26-14)
4.5	Martin Wright, Florida Atlantic vs. FIU (11-29-13)
4	Mike Wakefield, FIU vs. Charlotte (11-7-15)
4	Clinton McDonald, Memphis vs. Arkansas State (9-27-08)
4	Antwan Peek, Cincinnati vs. Louisiana-Monroe (12-1-01)
4	Michael Josiah, Louisville vs. Grambling (9-9-00)
4	Cedric Scott, Southern Miss at Houston (10-28-00)
4	Roderick Coleman, East Carolina vs. Wake Forest (9-13-97)
4	Carl Powell, Louisville at Memphis (11-2-96)

SEASON

17	Bo Schobel, TCU, 2003
15	Dewayne White, Louisville, 2001
15	Roderick Coleman, East Carolina, 1997
14.5	Jaylon Ferguson, Louisiana Tech, 2016
14	Phillip Hunt, Houston, 2008
14	Bryan Thomas, UAB, 2001



C-USA TEAM RECORDS

TOTAL OFFENSE

PLAYS

GAME	DESCRIPTION
115	Houston vs. Louisiana Tech (9-8-12)
108	Memphis vs. SMU (11-24-07)
106	Charlotte at Old Dominion (10-17-15)
106	Marshall vs. Houston (11-17-12)
104	Marshall at Middle Tennessee (11-7-15)
104	Rice vs. Tulsa (11-24-07)

SEASON

1,160	Tulsa, 2012 (6,400 yards)
1,150	Houston, 2009 (7,887 yards)
1,126	Tulsa, 2007 (7,615 yards)
1,108	Cincinnati, 2002 (5,867 yards)
1,102	Houston, 2011 (8,367 yards)

YARDS GAINED

GAME	DESCRIPTION
791	Tulsa vs. UTEP, 10-18-08 (470 pass, 321 rush)
769	Louisville at East Carolina, 11-14-98 (615 pass, 154 rush)
757	Middle Tennessee vs. Florida Atlantic, 11-26-16 (262 pass, 495 rush)
750	Houston vs. Southern Miss, 10-31-09 (559 pass, 191 rush)
748	Houston vs. Rice, 10-13-07 (474 pass, 274 rush)
742	Louisville vs. Cincinnati, 10-3-98 (460 pass, 282 rush)
738	WKU at Marshall, 11-28-14 (516 pass, 222 rush)
735	Louisiana Tech vs. Rice, 10-29-16 (434 pass, 301 rush)
735	Houston at Tulane, 11-10-11 (443 pass, 292 rush)
732	Houston vs. Georgia State, 9-24-11 (561 pass, 171 rush)

SEASON

8,387	Houston, 2011 (6,301 pass, 2,086 rush)
7,978	Tulsa, 2008 (4,226 pass, 3,752 rush)
7,887	Houston, 2009 (6,072 pass, 1,815 rush)
7,829	Marshall, 2014 (4,022 pass, 3,807 rush)
7,615	Tulsa, 2007 (5,194 pass, 2,421 rush)

YARDS PER GAME

SEASON	DESCRIPTION
599.1	Houston, 2011 (8,387 yards in 14 games)
569.9	Tulsa, 2008 (7,978 yards in 14 games)
563.4	Houston, 2009 (7,887 yards in 14 games)
562.8	Houston, 2008 (7,316 yards in 13 games)
559.6	Louisville, 1998 (6,156 yards in 11 games)

YARDS PER PLAY

GAME	DESCRIPTION
12.63	Marshall vs. UAB, 11-9-13 (52 for 657)
11.52	UAB vs. Florida Atlantic, 11-7-09 (54 for 662)
11.32	UTSA vs. Southern Miss, 10-8-16 (47 for 532)
10.97	Houston at Tulane, 11-10-11 (67 for 735)
10.89	Houston vs. Marshall, 10-22-11 (57 for 621)

SEASON

7.64	WKU, 2016 (7,324 on 958)
7.61	Houston, 2011 (8,387 on 1,102)
7.58	Marshall, 2014 (7,829 on 1,032)
7.51	Louisiana Tech, 2016 (7,206 on 960)
7.27	Tulsa, 2008 (7,978 on 1,097)

FIRST DOWNS

MOST RUSHING

GAME	DESCRIPTION
25	Rice vs. Louisiana Tech, 11-16-13
23	Southern Miss vs. Alcorn State, 9-5-09
22	Memphis vs. Tulane, 11-29-08
22	Southern Miss vs. Louisiana-Lafayette, 8-30-08
22	Memphis vs. Chattanooga, 9-17-05
22	Army vs. Louisville, 10-7-99
22	Cincinnati vs. Tulsa, 8-28-97
22	Cincinnati vs. Miami-Ohio, 9-28-96

SEASON

188	Tulsa, 2008
178	Rice, 2013
173	Houston, 2003
171	Tulsa, 2012
168	Houston, 2007

MOST PASSING

GAME	DESCRIPTION
31	Houston at UTEP (10-3-09)
29	WKU vs. Bowling Green (8-29-14)
29	Houston at East Carolina (12-5-09)
29	Louisville at East Carolina (11-14-98)
27	Rice vs. Tulsa (10-24-07)

SEASON

297	Houston, 2009
258	Houston, 2011
225	Houston, 2008
220	Tulsa, 2007
216	WKU, 2014

TOTAL

GAME	DESCRIPTION
42	Houston at UTEP, 10-3-09 (31 pass, 7 rush, 4 pen.)
40	WKU vs. Bowling Green, 8-29-14 (29 pass, 8 rush, 3 pen.)
40	Houston vs. Louisiana Tech, 9-8-12 (28, 7 rush, 5 pen.)
39	Houston vs. Southern Miss, 10-31-09 (26 pass, 12 rush, 1 pen.)
39	Louisville at East Carolina, 11-14-98 (29 pass, 9 rush, 1 pen.)

SEASON

424	Houston, 2009 (297 pass, 110 rush, 17 penalty)
393	Houston, 2011 (258 pass, 115 rush, 20 penalty)
391	Tulsa, 2008 (183 pass, 188 rush, 20 penalty)
377	Tulsa, 2007 (220 pass, 136 rush, 21 penalty)
366	Marshall, 2014 (183 pass, 161 rush, 22 penalty)

RUSHING

MOST ATTEMPTS

GAME	DESCRIPTION
82	Cincinnati vs. Miami (Ohio), 9-28-96 (405 yards)
70	Charlotte at Old Dominion, 10-17-15 (309 yards)
69	Rice vs. Louisiana Tech, 11-16-13 (415 yards)
69	Tulsa vs. UCF, 12-1-12 (290 yards)
68	Southern Miss at Kentucky, 9-3-16 (304 yards)
68	UAB vs. Tulane, 10-20-01 (307 yards)
68	Army vs. Louisville, 10-7-99 (480 yards)
68	Cincinnati vs. UAB, 10-11-97 (246 yards)

SEASON

699	Rice, 2013 (3,193 yards in 14 games)
689	Tulsa, 2012 (3,440 yards in 14 games)
674	Tulsa, 2008 (3,752 yards in 14 games)
670	UCF, 2007 (3,287 yards in 14 games)
659	TCU, 2003 (2,700 yards in 13 games)

YARDS GAINED

GAME	DESCRIPTION
495	Middle Tennessee vs. Florida Atlantic, 11-26-16 (57 rushes)
491	East Carolina at Memphis, 11-3-07 (44 rushes)
489	Tulsa vs. Tulane, 11-22-08 (59 rushes)
480	Army vs. Louisville, 10-7-99 (68 rushes)
463	Southern Miss vs. UAB, 11-1-08 (62 rushes)

SEASON

3,807	Marshall, 2014 (559 rushes in 14 games)
3,752	Tulsa, 2008 (674 rushes in 14 games)
3,440	Tulsa, 2012 (689 rushes in 14 games)
3,287	UCF, 2007 (670 rushes in 14 games)
3,215	Memphis, 2005 (597 rushes in 12 games)

YARDS PER GAME

SEASON	DESCRIPTION
293.8	Army, 1998 (3,510 in 11 games)

271.9	Marshall, 2014 (3,807 yards in 14 games)
268.0	Tulsa, 2008 (3,752 yards in 14 games)
267.9	Memphis, 2005 (3,215 yards in 11 games)
265.0	Army, 1999 (2,915 yards in 11 games)

YARDS PER RUSH

GAME	DESCRIPTION
11.90	Marshall vs. UAB, 11-9-13 (32 for 381)
11.51	Louisville vs. Cincinnati, 11-27-04 (31 for 357)
11.26	Marshall vs. Southern Miss, 11-2-13 (27 for 304)
11.15	East Carolina at Memphis, 11-3-07 (44 for 491)
10.81	Houston at Tulane, 11-10-11 (27 for 292)

SEASON

6.81	Marshall, 2014 (559 for 3,807 yards)
5.98	Middle Tennessee, 2016 (417 for 2,494 yards)
5.96	UAB, 2009 (463 for 2,759 yards)
5.73	Louisville, 2003 (518 for 2,966 yards)
5.63	Louisville, 2004 (534 for 3,005 yards)

RUSHING TOUCHDOWNS

GAME	DESCRIPTION
9	Middle Tennessee vs. Florida Atlantic, 11-26-16
9	Southern Miss vs. UAB, 11-1-08
8	UCF vs. Charleston Southern, 9-3-11
7	Louisiana Tech vs. North Texas, 11-7-15
7	Rice vs. Wagner, 9-5-15
7	Marshall at Southern Miss, 11-8-14
7	Tulsa vs. Nicholls State, 9-15-12
7	Houston vs. Texas Southern, 11-24-07
7	UCF vs. Memphis, 9-22-07
7	Army vs. Louisville, 10-7-99
7	Southern Miss vs. Southwestern La., 9-21-96
6	27 tied with

Most Recently: Florida Atlantic vs. Middle Tennessee, 11-26-16

SEASON

47	Louisville, 2004
41	Tulsa, 2012
41	UCF, 2007
40	Marshall, 2014
40	Tulsa, 2008

ALL-PURPOSE YARDS

GAME	DESCRIPTION
1,013	Tulsa vs. UTEP, 10-18-08 (470 pass, 321 rush, 211 KR, 21 PR)
975	Houston at Tulane, 11-10-11 (443 pass, 292 rush, 89 KR, 151 PR)
911	Louisville vs. East Carolina, 11-14-98 (615 pass, 154 rush, 118 KR, 10 PR)
902	Tulane vs. Southwestern Louisiana, 10-31-98 (460 pass, 246 rush, 71 KR, 91 PR)
896	Middle Tennessee vs. Florida Atlantic, 11-26-16 (262 pass, 495 rush, 61 KR, 78 IR)

SEASON

9,757	Tulsa, 2008 (4,226 pass, 3,752 rush, 1,577 KR, 202 PR)
9,583	Houston, 2009 (6,072 pass, 1,815 rush, 1,555 KR, 141 PR)
9,176	Marshall, 2014 (4,022 pass, 3,807 rush, 1,083 KR, 264 PR)
9,147	Tulsa, 2007 (5,194 pass, 2,421 rush, 1,409 KR, 123 PR)
8,873	WKU, 2016 (4,715 pass, 2,609 rush, 1,280 KR, 269 PR)

PASSING

ATTEMPTS

GAME	DESCRIPTION
77	Houston vs. Louisiana Tech, 9-8-12 (53 comp.)
76	Houston at UTEP, 10-3-09 (51 comp.)
75	Houston at East Carolina, 12-5-09 (56 comp.)
72	Tulane at Louisville, 10-28-00 (43 comp.)
69	Houston vs. Penn State, 1-1-12 (45 comp.)

SEASON

747	Houston, 2009 (525 comp.)
682	Houston, 2011 (479 comp.)

632	East Carolina, 2010 (408 comp.)
610	Houston, 2008 (411 comp.)
607	Marshall, 2012 (424 comp.)

COMPLETIONS

GAME

56	Houston at East Carolina, 12-5-09 (75 att.)
53	Houston vs. Louisiana Tech, 9-8-12 (77 att.)
51	Houston at UTEP, 10-3-09 (76 att.)
46	WKU vs. Bowling Green, 8-29-14 (56 att.)
46	East Carolina vs. Old Dominion, 8-31-13 (54 att.)
46	Louisville at East Carolina, 11-14-98 (58 att.)

SEASON

525	Houston, 2009 (747 att.)
479	Houston, 2011 (682 att.)
424	Marshall, 2012 (607 att.)
411	Houston, 2008 (610 att.)
408	East Carolina, 2010 (632 att.)

COMPLETION PERCENTAGE

GAME (min. 15 att.)

94.7	Tulane vs. Navy, 11-6-04 (18-of-19)
88.9	East Carolina at Navy, 10-22-11 (40-of-45)
88.9	Houston at Memphis, 10-30-10 (24-of-27)
88.2	Memphis at UAB, 11-17-12 (15-of-17)
88.0	Southern Miss at Navy, 10-8-11 (22-of-25)

SEASON

71.8	WKU, 2015 (398 of 554)
71.3	Louisville, 2004 (256 of 359)
70.3	East Carolina, 2013 (397 of 565)
70.3	Houston, 2009 (525 of 747)
70.2	Houston, 2011 (479 of 682)

PASSING YARDS

GAME

615	Louisville at East Carolina, 11-14-98 (46 of 58)
593	WKU at Middle Tennessee, 9-13-14 (43 of 66)
580	Houston vs. Louisiana Tech, 9-8-12 (53 of 77)
578	Houston vs. Memphis, 11-21-09 (42 of 55)
569	WKU vs. Bowling Green, 8-29-14 (46 of 56)
563	Houston at North Texas, 9-10-11 (39 of 59)
561	Houston vs. Georgia State, 9-24-11 (40 of 50)
559	Houston vs. Southern Miss, 10-31-09 (44 of 54)
552	WKU vs. Rice, 9-1-16 (26 of 35)

SEASON

6,301	Houston, 2011 (479 of 682)
6,072	Houston, 2009 (525 of 747)
5,221	Houston, 2008 (411 of 610)
5,211	WKU, 2015 (398 of 554)
5,194	Tulsa, 2007 (336 of 564)

YARDS PER ATTEMPT

SEASON

10.01	WKU, 2016 (4,715 on 471)
9.99	Tulsa, 2008 (4,226 on 423 att.)
9.88	Tulane, 1998 (3,352 on 339 att.)
9.65	Louisville, 2004 (3,463 on 359 att.)
9.41	WKU, 2015 (5,211 on 554 att.)

YARDS PER COMPLETION

SEASON

15.65	Tulsa, 2008 (4,226 on 270)
15.46	Tulsa, 2007 (5,194 on 336)
15.45	WKU, 2016 (4,715 on 305)
15.44	UAB, 2004 (3,073 on 199)
14.57	Tulane, 1998 (3,352 on 230)

TOUCHDOWN PASSES

GAME

9	Houston vs. Rice (10-27-11)
8	WKU at Marshall (11-28-14)
7	Southern Miss at Rice (11-14-15)
7	Marshall vs. WKU (11-28-14)
7	Houston vs. Marshall (10-22-11)
6	Rice vs. Prairie View A&M (10-22-16)
6	Marshall vs. Morgan State (9-10-16)
6	Middle Tennessee vs. Alabama A&M (9-3-16)
6	WKU vs. Middle Tennessee (10-10-15)
6	WKU vs. Miami (Ohio) (9-25-15)
6	WKU vs. Bowling Green (8-29-14)

6	Marshall vs. Southern Miss (11-2-13)
6	Marshall at East Carolina (11-23-12)
6	Marshall vs. UAB (10-28-11)
6	Houston at Tulsa (11-25-11)
6	Houston at Memphis (10-30-10)
6	Houston vs. Texas State (9-4-10)
6	Houston vs. Memphis (11-7-09)
6	Houston vs. Tulsa (11-15-08)
6	Rice vs. Southern Miss (10-18-08)
6	Rice vs. North Texas (9-27-08)
6	Tulsa vs. New Mexico (9-20-08)
6	Tulsa at North Texas (9-6-08)
6	Houston vs. Southern (8-30-08)
6	Rice vs. SMU (8-29-08)
6	Tulsa vs. Bowling Green (1-6-08)
6	Rice vs. UTEP (11-3-07)
6	Tulane vs. UAB (10-23-04)
6	Louisville at East Carolina (11-14-98)

SEASON

54	Houston, 2011 (14 games)
50	WKU, 2015 (14 games)
49	WKU, 2014 (13 games)
49	Tulsa, 2007 (14 games)
48	Rice, 2008 (13 games)
47	Tulsa, 2008 (14 games)
47	Houston, 2009 (14 games)

INTERCEPTIONS THROWN

GAME

7	Houston vs. South Florida, 11-23-02
6	Charlotte vs. Florida Atlantic, 9-26-15
6	Houston at SMU, 10-18-12
6	Houston vs. Air Force, 12-31-09
6	Army vs. Southern Miss, 9-28-02
5	SMU vs. TCU, 9-29-12
5	Houston at UCLA, 9-15-12
5	Houston vs. Tulsa, 11-13-10
5	Tulsa vs. East Carolina, 12-6-08
5	SMU at Texas Tech, 9-13-08
5	Rice vs. Troy, 12-22-06
5	Memphis at East Carolina, 9-16-06
5	Houston at UTEP, 9-16-05
5	Houston vs. Louisville, 11-18-00
5	Tulane at Syracuse, 10-2-99
5	Tulane at Navy, 11-13-99

SEASON

25	SMU, 2008 (269 of 476)
25	Army, 2003 (272 of 525)
25	Tulane, 1999 (326 of 556)
23	Charlotte, 2016 (196 of 375)
23	Cincinnati, 2002 (281 of 520)

FEWEST INTERCEPTIONS

SEASON

3	Memphis, 2012 (182 of 283)
3	Florida Atlantic, 2014 (206 of 365)
5	Rice, 2012 (236 of 401)
5	Houston, 2006 (300 of 445)
5	Louisville, 2004 (256 of 359)
6	Old Dominion, 2016 (220 of 374)
6	Charlotte, 2016 (214 of 413)
6	UTEP, 2014 (159 of 287)
6	Houston, 2011 (479 of 682)
6	Southern Miss, 2009 (242 of 391)
6	Houston, 2004 (198 of 354)
6	Memphis, 2001 (177 of 318)
6	Tulane, 1998 (230 of 339)

SCORING

MOST POINTS

GAME

77	Middle Tennessee vs. Florida Atlantic (56), 11-26-16
77	North Texas vs. Nicholls State (3), 9-20-14
77	Tulsa vs. UTEP (35), 10-18-08
77	Rice vs. North Texas (20), 9-27-08
76	Louisiana Tech vs. Rice (35), 11-29-14
73	Middle Tennessee vs. Charlotte (14), 9-19-15
73	Houston at Tulane (17), 11-10-11
73	Houston vs. Rice (34), 10-27-11
73	Houston vs. Rice (14), 11-28-09

72	SMU vs. Houston (42), 10-18-12
72	Tulane vs. Southwestern Louisiana (20), 10-31-98
70	Middle Tennessee vs. Jackson State (14), 9-5-15
70	Houston vs. Tulsa (30), 11-15-08
70	Southern Miss vs. UAB (14), 11-1-08
70	Louisville vs. Cincinnati (7), 11-27-04

SEASON

690	Houston, 2011
661	Tulsa, 2008
638	Marshall, 2014
637	WKU, 2016
620	Louisiana Tech, 2016
620	WKU, 2015

MOST POINTS (two teams)

133	Middle Tennessee (77) vs. Florida Atlantic (56), 11-26-16
133	WKU (67) at Marshall (66), 11-28-14
124	East Carolina (65) vs. Marshall (59), 11-23-12
117	WKU (66) vs. Old Dominion (51), 10-25-14
117	TCU (62) vs. Houston (55), 10-25-03
114	SMU (72) vs. Houston (42), 10-18-12
114	Tulane (59) vs. UAB (55), 10-23-04
112	Tulsa (77) vs. UTEP (35), 10-18-08
111	Louisiana Tech (76) vs. Rice (35), 11-29-14
111	Louisville (66) vs. Houston (45), 11-22-03
111	Army (59) vs. Louisville (52), 2 ot, 10-7-99

FEWEST POINTS SCORED (one team)

0	North Texas (0) at Florida, 9-17-16
0	FIU (0) at Marshall (52), 11-14-15
0	UTSA (0) vs. UTEP (34), 10-25-14
0	Southern Miss (0) at Mississippi State (49), 8-30-14
0	FIU (0) at Middle Tennessee (48), 11-9-13
0	FIU (0) at Louisville (72), 9-21-13
0	FIU (0) vs. UCF (38), 9-6-13
0	UTEP (0) vs. SMU (17), 10-6-12
0	Tulane (0) vs. Mississippi (39), 9-22-12
0	Memphis (0) at UCF (41), 10-29-11
0	Memphis (0) at Louisville (56), 10-9-10
0	Tulane (0) at UCF (49), 11-21-09
0	Tulane (0) at LSU (42), 10-31-09
0	Tulsa (0) at Oklahoma (45), 9-19-09
0	UCF (0) vs. UAB (15), 11-29-08
0	UAB (0) at Georgia (34), 9-16-06
0	Army (0) vs. USF (28), 9-27-03
0	Army (0) vs. TCU (27), 10-4-03
0	Tulane (0) vs. Texas (49), 9-28-02
0	UAB (0) at Louisiana-Lafayette (34), 9-21-02
0	Army (0) at Rutgers (44), 9-14-02
0	UAB (0) at Southern Miss (3), 9-29-01
0	Houston (0) at Texas (48), 9-23-00
0	Memphis (0) vs. Mississippi (3), 9-4-99
0	Army (0) vs. Southern Miss (24), 10-16-99
0	Cincinnati (0) vs. Miami (Ohio) (41), 10-24-98
0	East Carolina (0) vs. South Carolina (20), 9-20-97
0	East Carolina (0) at Syracuse (56), 10-4-97
0	Houston (0) at Southern Miss (33), 11-15-97
0	Memphis (0) at Southern Miss (16), 10-19-96
0	Cincinnati (0) at Kansas State (35), 9-14-96
3	19 tied with

FEWEST POINTS SCORED (two teams)

3	UAB (0) at Southern Miss (3), 9-29-01
3	Memphis (0) vs. Mississippi (3), 9-4-99
9	Louisville (7) vs. Colorado State (2), 10-4-01
9	Southern Miss (6) vs. Houston (3), 10-28-00
15	UAB (15) at UCF (0), 11-29-98
16	Memphis (6) vs. Mississippi (10), 9-5-05
	Southern Miss (16) vs. Memphis (0), 10-19-96

MOST TOUCHDOWNS

GAME

11	Middle Tennessee vs. Florida Atlantic, 11-26-16 (1 pass, 9 rush, 1 INT)
11	Louisiana Tech vs. Rice, 11-29-14 (4 pass, 6 rush, 1 FR)
11	North Texas vs. Nicholls State, 9-20-14 (3 pass, 5 rush, 1 KR, 2 INT)
11	Tulsa vs. UTEP, 10-18-08 (6 pass, 5 rush)
11	Rice vs. North Texas, 9-27-08 (6 pass, 5 rush)
10	Middle Tennessee vs. Charlotte, 9-19-15 (5 pass, 4 rush, 1 INT)

10	Middle Tennessee vs. Jackson State, 9-5-15 (4 pass, 4 rush, 1 INT, 1 FR)
10	SMU vs. Houston, 10-18-12 (4 pass, 2 rush, 3 INT, 1 FR)
10	Houston vs. Rice, 10-27-11 (9 pass, 1 KR)
10	Houston at Tulane, 11-10-11 (4 pass, 4 rush, 2 PR)
10	Houston vs. Texas State, 9-4-10 (6 pass, 4 rush)
10	Houston vs. Rice, 11-28-09 (5 pass, 5 rush)
10	Houston vs. Tulsa, 11-15-08 (6 pass, 4 rush)
10	Southern Miss vs. UAB, 11-1-08 (2 pass, 9 rush)
10	Louisville vs. Cincinnati, 11-27-04 (6 pass, 4 rush)
9	20 tied with
<i>Most Recently:</i> Louisiana Tech vs. UTSA, 11-12-16 (4 pass, 3 rush, 2 KR)	

SEASON

93	Houston, 2011 (14 games)
90	Tulsa, 2008 (14 games)
84	Marshall, 2014 (14 games)
82	WKU, 2016 (14 games)
80	Marshall, 2013 (14 games)
80	Louisville, 2004 (12 games)

KICKING

FIELD GOAL ATTEMPTS

GAME

7	East Carolina vs. Tulane, 10-12-13 (4 made)
7	Houston vs. UAB, 10-13-12 (6 made)
7	UAB at Tennessee, 9-25-10 (2 made)
6	Marshall at Middle Tennessee, 11-7-15 (3 made)
6	Tulane vs. East Carolina, 10-12-13 (5 made)
6	Rice vs. SMU, 11-17-12 (5 made)
6	Rice at North Texas, 9-11-10 (4 made)
6	Southern Miss vs. UTEP, 10-4-08 (3 made)
6	UTEP vs. Houston, 9-16-05 (5 made)
6	Memphis at UAB, 10-9-99 (5 made)
6	Tulane at Louisville, 10-11-97 (5 made)
5	34 tied with
<i>Most Recently:</i> UTSA vs. UTEP, 10-22-16 (2 made)	

SEASON

36	Southern Miss, 2011 (25 made)
35	East Carolina, 2008 (22 made)
34	UCF, 2005 (22 made)
34	TCU, 2003 (28 made)
33	Tulane, 2002 (20 made)

FIELD GOALS MADE

GAME

6	Houston vs. UAB, 10-13-12 (7 att.)
5	North Texas vs. SMU, 9-6-14 (5 att.)
5	Tulane vs. East Carolina, 10-12-13 (6 att.)
5	Louisiana Tech at FIU, 10-26-12 (5 att.)
5	Rice vs. SMU, 11-17-12 (6 att.)
5	Southern Miss vs. UCF, 11-12-11 (5 att.)
5	Southern Miss vs. East Carolina, 10-9-10 (5 att.)
5	UAB vs. UCF, 11-29-08 (5 att.)
5	UTEP vs. SMU, 11-15-08 (5 att.)
5	UTEP vs. East Carolina, 10-13-07 (5 att.)
5	UAB vs. Alcorn State, 9-22-07 (5 att.)
5	UTEP vs. Houston, 9-16-05 (6 att.)
5	TCU at Cincinnati, 9-2-02 (5 att.)
5	Memphis at UAB, 10-9-99 (6 att.)
5	Tulane at Louisville, 10-11-97 (6 att.)
4	47 tied with

Most Recently:

Louisiana Tech vs. Arkansas State, 12-19-15 (4 att.)

SEASON

29	Cincinnati, 2000 (11 games)
28	TCU, 2003 (13 games)
26	Southern Miss, 2010 (13 games)
25	Southern Miss, 2011 (14 games)
23	Rice, 2012 (13 games)
23	Southern Miss, 2005 (12 games)
23	TCU, 2002 (12 games)
23	Tulane, 1997 (11 games)

FIELD GOAL PERCENTAGE

SEASON

100.0	Tulane, 2012 (21 of 21)
100.0	Memphis, 1998 (16 of 16)
93.8	WKU, 2015 (15 of 16)

93.8	Tulane, 2001 (15 of 16)
92.9	Tulsa, 2009 (13 of 14)

PAT KICKS ATTEMPTED

GAME

11	Middle Tennessee vs. Florida Atlantic, 11-26-16 (11 made)
11	Louisiana Tech vs. Rice, 11-29-14 (10 made)
11	North Texas vs. Nicholls State, 9-20-14 (11 made)
11	Tulsa vs. UTEP, 10-18-08 (11 made)
11	Rice vs. North Texas, 9-27-08 (11 made)
10	Middle Tennessee vs. Charlotte, 9-19-15 (10 made)
10	Middle Tennessee vs. Jackson State, 9-5-15 (10 made)
10	SMU vs. Houston, 10-18-12 (9 made)
10	Houston vs. Rice, 10-27-11 (10 made)
10	Houston at Tulane, 11-10-11 (10 made)
10	Houston vs. Texas State, 9-4-10 (8 made)
10	Houston vs. Rice, 11-28-09 (10 made)
10	Houston vs. Tulsa, 11-15-08 (10 made)
10	Southern Miss vs. UAB, 11-1-08 (10 made)
10	Louisville vs. Cincinnati, 11-27-04 (10 made)
10	Tulane vs. Southwestern Louisiana, 10-31-98 (10 made)

SEASON

92	Houston, 2011
88	Tulsa, 2008
83	Marshall, 2014
80	WKU, 2016
80	WKU, 2015

PAT KICKS MADE

GAME

11	Middle Tennessee vs. Florida Atlantic, 11-26-16 (11 att.)
11	North Texas vs. Nicholls State, 9-20-14 (11 att.)
11	Tulsa vs. UTEP, 10-18-08 (11 att.)
11	Rice vs. North Texas, 9-27-08 (11 att.)
10	Middle Tennessee vs. Charlotte, 9-19-15 (10 att.)
10	Middle Tennessee vs. Jackson State, 9-5-15 (10 att.)
10	Louisiana Tech vs. Rice, 11-29-14 (11 att.)
10	Houston vs. Rice, 10-27-11 (10 att.)
10	Houston at Tulane, 11-10-11 (10 att.)
10	Houston vs. Rice, 11-28-09 (10 att.)
10	Houston vs. Tulsa, 11-15-08 (10 att.)
10	Southern Miss vs. UAB, 11-1-08 (10 att.)
10	Louisville vs. Cincinnati, 11-27-04 (10 att.)
10	Tulane vs. Southwestern Louisiana, 10-31-98 (10 att.)

SEASON

91	Houston, 2011
86	Tulsa, 2008
79	WKU, 2015
78	Louisiana Tech, 2016
78	WKU, 2016

PAT KICKS PERCENTAGE

SEASON (min. 30 made)

100.0	North Texas, 2016 (41 of 41)
100.0	Florida Atlantic, 2016 (39 of 39)
100.0	Marshall, 2014 (83 of 83)
100.0	Middle Tennessee, 2014 (46 of 46)
100.0	North Texas, 2014 (39 of 39)
100.0	Tulane, 2012 (60 of 60)
100.0	East Carolina, 2012 (50 of 50)
100.0	Houston, 2012 (45 of 45)
100.0	UCF, 2011 (38 of 38)
100.0	Marshall, 2011 (33 of 33)
100.0	East Carolina, 2009 (44 of 44)
100.0	Marshall, 2009 (34 of 34)
100.0	East Carolina, 2007 (50 of 50)
100.0	SMU, 2007 (43 of 43)
100.0	Tulane, 2007 (34 of 34)
100.0	East Carolina, 2006 (31 of 31)
100.0	UTEP, 2005 (42 of 42)
100.0	UAB, 2005 (37 of 37)
100.0	Memphis, 2005 (36 of 36)
100.0	East Carolina, 2005 (30 of 30)
100.0	Louisville, 2004 (77 of 77)
100.0	Houston, 2003 (56 of 56)
100.0	TCU, 2003 (38 of 38)
100.0	Southern Miss, 2002 (31 of 31)
100.0	Cincinnati, 2001 (36 of 36)

100.0	Memphis, 2001 (36 of 36)
100.0	UAB, 2001 (31 of 31)
100.0	Southern Miss, 2001 (30 of 30)
100.0	Louisville, 2000 (45 of 45)
100.0	Army, 1999 (27 of 27)
100.0	Tulane, 1998 (68 of 68)

TOTAL POINTS BY KICKING

SEASON

144	Louisiana Tech, 2014 (78 XP, 22 FG)
141	WKU, 2016 (78 XP, 21 FG)
136	Southern Miss, 2011 (61 XP, 25 FG)
134	Marshall, 2014 (83 XP, 17 FG)
133	Southern Miss, 2010 (55 XP, 26 FG)

PUNTING

MOST PUNTS

GAME

12	Marshall at Kent State (9-26-15)
12	Tulsa vs. North Texas (11-30-13)
12	Memphis vs. SMU (9-24-11)
12	UCF at Miami (Fla.) (10-11-08)
12	Cincinnati vs. Louisville (10-26-96)
11	19 tied with
<i>Most recently:</i> Rice vs. Baylor, 9-16-16	

SEASON

95	Memphis, 2011 (3,993 yards)
90	UCF, 2008 (3,560 yards)
89	FIU, 2013 (3,421 yards)
84	UTSA, 2014 (3,459 yards)
84	Army, 2003 (3,072 yards)
84	Southern Miss, 2003 (3,360 yards)

YARDS PUNTED

GAME

562	Marshall at Kent State, 9-25-15 (12 punts)
510	Cincinnati at Louisville, 10-26-96 (12 punts)
506	UTSA at Oklahoma State, 9-13-14 (11 punts)
493	TCU at Nebraska, 8-25-01 (11 punts)
475	Memphis vs. SMU, 9-24-11 (12 punts)

SEASON

3,993	Memphis, 2011 (95 punts)
3,560	UCF, 2008 (90 punts)
3,459	UTSA, 2014 (84 punts)
3,454	Rice, 2011 (80 punts)
3,429	Rice, 2013 (82 punts)

PUNTING AVERAGE

SEASON

46.2	Tulane, 1998 (42 for 1,940)
45.2	East Carolina, 2009 (68 for 3,077)
44.6	Memphis, 2009 (65 for 2,896)
44.5	Army, 1998 (48 for 2,137)
44.2	Southern Miss, 2016 (55 for 2,431)

PUNT RETURNS

MOST RETURNS

GAME

9	UAB vs. Louisiana-Lafayette, 9-30-00 (76 yards)
9	Louisville at Illinois, 9-19-98 (39 yards)
8	Rice vs. Memphis, 10-8-11 (121 yards)
8	Louisville vs. TCU, 11-10-04 (63 yards)
8	Louisville at Army, 9-21-02 (203 yards)
8	Southern Miss at Louisville, 10-16-01 (45 yards)
8	Memphis at UAB, 10-9-99 (68 yards)
8	Southern Mess vs. Southwestern Louisiana, 9-26-98 (137 yards)
8	Cincinnati vs. Kentucky, 9-7-96 (68 yards)

SEASON

54	Louisville, 2002 (716 yards)
50	USF, 2003 (495 yards)
49	TCU, 2002 (443 yards)
47	Louisville, 2004 (483 yards)
46	Louisville, 1996 (363 yards)

YARDS RETURNED

GAME

203	Louisville at Army, 9-21-02 (8 returns)
168	East Carolina vs. Houston, 11-11-00 (6 returns)



162	FIU vs. Bethune-Cookman, 8-30-14 (7 returns)
161	North Texas vs. Nicholls State, 9-20-14 (5 returns)
154	Louisville vs. Cincinnati, 11-27-04 (6 returns)

SEASON

716	Louisville, 2002 (54 returns)
582	Cincinnati, 1997 (40 returns)
495	USF, 2003 (50 returns)
484	Tulane, 2002 (28 returns)
483	Louisville, 2004 (47 returns)

YARDS PER PUNT RETURN**GAME** (min. 3 returns)

50.3	Houston at Tulane, 11-10-11 (3 for 151)
47.0	SMU vs. UCF, 10-15-11 (3 for 141)
37.0	North Texas vs. Idaho, 8-31-13 (3 for 111)
33.3	UAB vs. Troy, 10-1-11 (3 for 100)
33.3	East Carolina vs. Cincinnati, 11-13-99 (4 for 133)

SEASON

20.0	UTEP, 2006 (13 for 260)
19.1	UAB, 1999 (23 for 440)
18.2	FIU, 2014 (21 for 382)
17.9	WKU, 2016 (15 for 269)
17.3	Tulane, 2002 (28 for 484)

PUNT RETURN TOUCHDOWNS**GAME**

3	Louisville vs. Cincinnati, 11-27-04
2	Houston at Tulane, 11-10-11
2	Southern Miss at East Carolina, 11-5-11
2	Louisville at Army, 9-21-02
2	UAB at Missouri, 9-4-99
2	Cincinnati vs. Louisville, 11-8-97
1	109 tied with.

Most Recently: UTEP vs. North Texas, 11-26-16

SEASON

4	North Texas, 2013
4	Southern Miss, 2011
4	Louisville, 2002
4	Cincinnati, 1997
3	Louisville, 2004
3	Army, 2000
2	16 tied with

KICKOFF RETURNS**MOST RETURNS****GAME**

12	Tulane vs. Houston, 11-10-11 (196 yards)
12	East Carolina vs. Navy, 11-6-10 (198 yards)
12	UTEP vs. Tulsa, 10-18-08 (231 yards)
11	Florida Atlantic vs. Middle Tennessee, 11-26-16 (291 yards)
11	Rice vs. Houston, 11-28-09 (236 yards)
11	UTEP at East Carolina, 11-28-08 (199 yards)
10	20 tied with

Most Recently:

WKU at Louisiana Tech, 10-6-16 (232 yards)

SEASON

83	Tulane, 2011 (1,667 yards)
82	East Carolina, 2010 (1,653 yards)
79	Army, 2002 (1,546 yards)
77	Rice, 2010 (1,723 yards)
77	Rice, 2009 (1,653 yards)

YARDS RETURNED**GAME**

344	Rice at Tulane, 11-13-10 (10 returns)
303	East Carolina at Southern Miss, 10-9-10 (8 returns)
297	Army at Tulane, 11-13-04 (8 returns)
291	Florida Atlantic vs. Middle Tennessee, 11-26-16 (11 returns)
271	UTEP at Arkansas, 11-13-10 (10 returns)

SEASON

1,723	Rice, 2010 (77 returns)
1,667	Tulane, 2011 (83 returns)
1,653	East Carolina, 2010 (82 returns)
1,653	Rice, 2009 (77 returns)
1,586	Southern Miss, 2009 (64 returns)

YARDS PER KICKOFF RETURN**GAME** (min. 3 per game)

59.3	UCF at Tulane, 11-20-10 (3 for 178)
53.2	UCF at Marshall, 10-27-12 (4 for 213)
53.0	UAB at Southern Miss, 11-29-14 (3 for 159)
52.5	Rice at UTEP, 10-24-12 (4 for 210)
50.3	Louisiana Tech vs. UTSA, 11-12-16 (3 for 151)

SEASON

28.2	Southern Miss, 1997 (31 for 873)
28.1	UAB, 2014 (47 for 1,323)
27.8	UCF, 2010 (45 for 1,250)
26.9	UCF, 2011 (42 for 1,131)
26.6	Tulsa, 2012 (36 for 959)

INTERCEPTIONS**GAME**

7	SMU vs. Stephen F. Austin, 9-8-12 (232 yards)
6	Florida Atlantic at Charlotte, 9-26-15 (139 yards)
6	SMU vs. Houston, 10-18-12 (64 yards)
6	Southern Miss at Army, 9-28-02 (56 yards)
5	Tulsa at Hawai'i, 12-24-10 (160 yards)
5	Tulsa at Houston, 11-13-10 (35 yards)
5	SMU vs. Stephen F. Austin, 9-5-09 (4 yards)
5	East Carolina vs. Tulsa, 12-6-08 (117 yards)
5	East Carolina vs. Memphis, 9-16-06 (155 yards)
5	UTEP vs. Houston, 9-16-05 (44 yards)
5	Louisville at Houston, 11-18-00 (19 yards)
5	Memphis at Mississippi State, 8-30-97 (24 yards)
5	Tulane at Southwestern La., 11-1-97 (42 yards)
4	59 tied with

Most Recently: Middle Tennessee vs. Florida Atlantic, 11-26-16 (78 yards)

SEASON

27	Louisville, 2000 (328 yards)
26	Louisiana Tech, 2014 (343 yards)
26	Tulane, 1997 (362 yards)
24	Tulsa, 2010 (444 yards)
24	UCF, 2007 (392 yards)

INT YARDS RETURNED**GAME** (min. 2 returns)

232	SMU vs. Stephen F. Austin, 9-8-12 (7 returns)
176	Southern Miss at East Carolina, 11-5-11 (2 returns)
160	Tulsa at Hawai'i, 12-24-10 (5 returns)
155	East Carolina vs. Memphis, 9-16-06 (5 returns)
152	SMU vs. Fresno State, 12-24-12 (2 returns)

SEASON

557	SMU, 2012 (21 returns)
519	Southern Miss, 2011 (19 returns)
444	Tulsa, 2010 (24 returns)
422	UTEP, 2007 (18 returns)
414	WKU, 2014 (13 returns)

YARDS PER RETURN**GAME** (min. 3 returns)

44.0	East Carolina vs. Tulsa, 11-9-13 (3 for 132)
43.7	North Texas vs. Nicholls State, 9-20-14 (3 for 131)
40.0	Tulane vs. Marshall, 10-29-05 (3 for 120)
39.7	Louisville at Kentucky, 9-4-99 (3 for 119)
38.3	Marshall vs. Gardner-Webb, 9-7-13 (3 for 115)

SEASON

31.8	WKU, 2014 (13 for 414)
27.3	Southern Miss, 2011 (19 for 519)
26.5	SMU, 2012 (21 for 557)
25.3	Louisville, 1999 (13 for 329)
24.0	UAB, 2009 (11 for 264)

INTERCEPTIONS FOR TOUCHDOWNS**GAME**

3	SMU vs. Houston (10-18-12)
2	UTSA at UTEP (10-3-15)
2	Marshall vs. Purdue (9-6-15)
2	UAB vs. North Texas (10-11-14)
2	FIU at UAB (9-27-14)
2	North Texas vs. Nicholls State (9-20-14)
2	Middle Tennessee at Southern Miss (11-23-13)
2	SMU vs. Fresno State (12-24-12)

2	SMU vs. Stephen F. Austin (9-8-12)
2	Southern Miss at East Carolina (11-5-11)
2	Tulsa vs. North Texas (10-1-11)
2	Southern Miss vs. Southeastern La. (9-17-11)
2	Tulane at UAB (9-17-11)
2	Tulsa at Hawai'i (12-24-10)
2	Southern Miss vs. Memphis (11-26-10)
2	East Carolina at Tulsa (11-15-09)
2	Rice vs. North Texas (9-27-08)
2	Rice at SMU (11-10-07)
2	East Carolina vs. Memphis (9-16-06)
2	Tulane vs. Marshall (10-29-05)
2	Cincinnati at East Carolina (12-6-02)
2	Louisville at Southern Miss (11-4-00)
2	Cincinnati at Memphis (10-17-98)
2	Cincinnati at Boston College (9-27-97)
2	East Carolina at Louisville (11-1-97)
1	177 tied with

SEASON

8	SMU, 2012
8	Southern Miss, 2011
5	UCF, 2010
4	WKU, 2014
4	Middle Tennessee, 2013
4	Tulsa, 2010
4	Rice, 2008
4	Southern Miss, 2006
4	Cincinnati, 2002
4	Southern Miss, 2000

FUMBLES RECOVERED**GAME**

6	TCU at Northwestern (9-7-02)
5	North Texas vs. UTEP (11-28-15)
5	Rice vs. UTEP (11-21-09)
5	Houston vs. Rice (9-4-99)
5	Memphis vs. Cincinnati (10-17-98)
5	Louisville vs. Baylor (9-14-96)
4	29 tied with

Most Recently:

Old Dominion vs. Southern Miss, 11-12-16

SEASON

21	Cincinnati, 2002
21	Tulane, 2002
20	TCU, 2002
19	FIU, 2014
19	Houston, 2009
19	Southern Miss, 2005
19	Southern Miss, 2003

TACKLES FOR LOSS**SEASON**

151	TCU, 2002 (547 yards)
145	Louisville, 1996 (742 yards)
123	TCU, 2003 (454 yards)
119	Tulane, 2002 (457 yards)
118	Southern Miss, 1999 (431 yards)

SACKS**GAME**

11	Tulane vs. Florida A&M, 9-11-04
11	Southern Miss at Tulane, 10-3-98
11	Louisville vs. Memphis, 11-2-96
10	North Texas vs. Nicholls State, 9-20-14
10	TCU vs. Tulane, 11-9-02
10	Louisville vs. Grambling, 9-9-00

SEASON

53	Tulsa, 2012 (356 yards)
52	Southern Miss, 1998 (258 yards)
50	Louisville, 2000 (341 yards)
49	Tulane, 2002 (343 yards)
46	Louisville, 1996 (325 yards)

SAFETIES**GAME**

2	Memphis at Missouri (9-14-96)
1	52 tied with

SEASON

3	UTEP, 2015
3	Southern Miss, 2002
2	Southern Miss, 2013
2	Tulane, 2011
2	UCF, 2007
2	SMU, 2005
2	Louisville, 2002
2	TCU, 2002
2	Memphis, 2001
2	UAB, 1999
2	Memphis, 1999
2	Memphis, 1996
2	Southern Miss, 1996

TOTAL DEFENSE**FEWEST PLAYS ALLOWED****GAME**

41	Cincinnati vs. Kent (9-4-99)
42	Southern Miss vs. Savannah State (9-10-16)
43	TCU vs. North Texas (9-8-01)
44	UCF vs. South Carolina State (8-30-08)
46	Cincinnati vs. Kansas (9-20-97)

SEASON

707	TCU, 2001
716	Marshall, 2005
719	UAB, 2001
726	UAB, 2006
732	UCF, 2011

FEWEST YARDS ALLOWED**GAME**

53	Cincinnati vs. Kansas (9-20-97)
60	Louisville vs. Grambling (9-9-00)
70	UTEP vs. UTSA (10-25-14)
85	Southern Miss at Tulane (11-11-06)
89	Tulsa vs. North Texas (9-16-06)

SEASON

2,594	Louisville, 1996
2,883	TCU, 2002
2,925	UAB, 2001
2,954	Southern Miss, 2000
3,028	Memphis, 2000

FIRST DOWNS**FEWEST RUSHING ALLOWED****GAME**

0	Tulane vs. UTEP (11-23-13)
0	East Carolina vs. Marshall (11-11-06)
1	31 tied with

Most Recently: UTSA vs. Charlotte, 11-26-16

2 44 tied with

Most Recently: Southern Miss vs. Louisiana Tech, 11-25-16**SEASON**

46	TCU, 2002
51	UAB, 2001
52	Memphis, 2000
53	Cincinnati, 1997
59	Louisville, 1996

FEWEST PASSING ALLOWED**GAME**

0	Charlotte vs. Presbyterian (9-12-15)
0	SMU vs. Navy (11-12-11)
0	SMU vs. Northwestern State (9-17)
0	SMU vs. Navy (10-26-08)
0	Houston vs. Air Force (9-13-08)
0	Marshall at Memphis (11-26-05)
0	Houston vs. Army (10-3-98)
0	Tulane vs. Rice (9-13-97)
0	Tulane vs. Army (10-4-97)
1	10 tied with

Most Recently:

Southern Miss vs. Savannah State, 9-10-16

SEASON

76	Memphis, 1999
78	Memphis, 2000
80	Memphis, 1997

81	Southern Miss, 2000
82	Cincinnati, 1996

FEWEST TOTAL ALLOWED**GAME**

2	UTEP vs. UTSA (10-25-14)
3	Southern Miss vs. Savannah State (9-10-16)
4	Cincinnati vs. Kansas (9-20-97)
5	UCF vs. South Carolina (8-30-08)
6	eight tied with

Most Recently: Middle Tennessee vs. Alabama A&M, 9-3-16**SEASON**

160	TCU, 2002
164	Southern Miss, 2000
167	Louisville, 1996
168	Memphis, 2000
171	UAB, 2001

FEWEST RUSHES ALLOWED**GAME**

11	East Carolina vs. Houston, 11-3-12 (9 yards)
13	Tulane vs. SMU, 9-25-08 (55 yards)
14	North Texas vs. SMU, 9-6-14 (10 yards)
14	Rice vs. Texas Tech, 9-12-09 (52 yards)
14	Rice vs. SMU, 8-29-08 (11 yards)
14	East Carolina vs. Marshall, 11-11-06 (35 yards)

SEASON

333	UAB, 2001 (630 yards)
337	Cincinnati, 1997 (921 yards)
346	Memphis, 2000 (800 yards)
347	UCF, 2011 (1,306 yards)
367	Southern Miss, 1997 (1,184 yards)

FEWEST YARDS PER RUSH**GAME**

-2.30	TCU at Tulane, 11-9-02 (23 for -53)
-2.00	Cincinnati vs. Kansas, 9-20-97 (23 for -46)
-1.88	TCU vs. Louisville, 11-23-01 (25 for -47)
-1.51	Louisville vs. Grambling, 9-9-00 (37 for -56)
-1.45	UCF vs. Marshall, 9-24-05 (16 for -11)

SEASON

1.89	UAB, 2001 (333 for 630)
1.98	TCU, 2002 (393 for 778)
2.04	Louisville, 1996 (437 for 892)
2.22	Louisville, 2000 (395 for 879)
2.31	Memphis, 2000 (346 for 800)

FEWEST PASSES ALLOWED**GAME**

0	SMU vs. Navy, 10-25-08 (0 completions)
2	SMU vs. Navy, 11-12-11 (0 completions)
3	Louisiana Tech vs. Army, 9-28-13 (1 completions)
3	Tulane at Army, 10-1-11 (3 completions)
3	Rice vs. Navy, 10-10-09 (2 completions)
3	Tulane at Navy, 11-5-05 (1 completion)
3	Tulane vs. Navy, 11-13-99 (2 completions)
3	Houston vs. Army, 10-10-98 (1 completion)
3	East Carolina at Ohio, 9-19-98 (1 completion)
3	Tulane vs. Rice, 9-13-97 (2 completions)
4	North Texas vs. Army, 12-27-16 (2 completions)
5	seven tied with

Most Recently:

East Carolina vs. Navy, 10-27-12 (3 completions)

SEASON

259	Tulane, 1999 (145 completions)
262	Tulane, 1996 (158 completions)
265	UAB, 2001 (128 completions)
267	Marshall, 2005 (150 completions)
273	East Carolina, 2004 (164 completions)

FEWEST COMPLETIONS**GAME**

0	SMU vs. Navy, 11-12-11 (2 attempts)
0	SMU vs. Navy, 10-25-08 (0 attempts)
0	Houston vs. Air Force, 9-13-08 (7 attempts)
1	Louisiana Tech vs. Army, 9-28-13 (3 attempts)
1	Marshall at Memphis, 11-26-05 (8 attempts)
1	Tulane at Navy, 11-5-05 (3 attempts)
1	Houston vs. Army, 10-10-98 (3 attempts)

1	East Carolina at Ohio, 9-19-98 (3 attempts)
2	nine tied with

Most recently: North Texas vs. Army, 12-27-16 (2 completions)**SEASON**

128	UAB, 2001 (265 attempts)
131	Cincinnati, 1996 (311 attempts)
145	Tulane, 1999 (259 attempts)
150	Marshall, 2005 (267 attempts)
154	Houston, 1999 (329 attempts)

LOWEST COMPLETION PERCENTAGE**GAME (min. 10 att.)**

14.3	Louisville vs. USF, 10-22-04 (3 for 21)
17.6	Charlotte vs. Presbyterian (3 for 17)
20.0	WKU at Navy, 9-27-14 (3 for 15)
20.0	Houston vs. Rice, 9-4-99 (3 for 15)
21.4	TCU vs. Colorado State, 12-31-02 (6 for 28)

SEASON

42.1	Cincinnati, 1996 (131 of 311)
46.8	Southern Miss, 2002 (177 of 378)
46.8	Houston, 1999 (154 of 329)
47.1	Florida Atlantic, 2013 (162 of 344)
48.2	Louisville, 1996 (158 of 328)

SCORING DEFENSE**FEWEST TOUCHDOWNS****SEASON**

20	Memphis, 2000
20	Louisville, 1996
21	Southern Miss, 2001
21	Southern Miss, 2000
21	UAB, 2000
21	Southern Miss, 1999
21	Southern Miss, 1997

FEWEST POINTS**GAME**

0	Marshall (52) vs. FIU (0), 11-14-15
0	UTEP (34) at UTSA (0), 10-25-14
0	Middle Tennessee (48) vs. FIU (0), 11-9-13
0	UCF (41) vs. Memphis (0), 10-29-11
0	Houston (56) vs. Georgia State (0), 9-24-11
0	UCF (62) vs. Charleston Southern (0), 9-3-11
0	UCF (49) vs. Tulane (0), 11-21-09
0	UAB (15) vs. UCF (0), 11-29-08
0	TCU (27) vs. Army (0), 10-4-08
0	USF (28) vs. Army (0), 9-27-08
0	Southern Miss (3) vs. UAB (0), 9-29-01
0	East Carolina (38) at Duke (0), 9-2-00
0	Louisville (52) vs. Grambling (0), 9-9-00
0	Memphis (28) vs. Louisiana-Monroe (0), 9-9-00
0	Southern Miss (21) at Alabama (0), 9-16-00
0	UAB (47) vs. Louisiana-Monroe (0), 10-2-99
0	Houston (45) vs. Louisiana-Lafayette (0), 9-18-99
0	Southern Miss (24) vs. Army (0), 10-16-99
0	Southern Miss (48) vs. Louisiana-Lafayette (0), 11-13-99
0	Tulane (41) vs. Army (0), 10-4-97
0	Tulane (56) vs. Southwestern La. (0), 11-1-97
0	Southern Miss (33) vs. Houston (0), 11-15-97
0	Southern Miss (16) vs. Memphis (0), 10-19-96
2	Louisville (7) vs. Colorado State (2), 10-4-01
2	UAB (47) vs. Louisiana-Lafayette (2), 9-30-00
3	nine tied with

SEASON

172	Southern Miss, 1999
182	Southern Miss, 2000
182	Memphis, 1999
186	Southern Miss, 2001
192	UAB, 2000

C-USA FOOTBALL CAREER LEADERS (Through 2016 Season)

TOTAL OFFENSE

PLAYS

2,443	Case Keenum, Houston, 2007-11 (20,114 yards)
2,145	Rakeem Cato, Marshall, 2011-14 (14,918 yards)
2,037	Kevin Kolb, Houston, 2003-06 (13,715 yards)
1,987	Austin Davis, Southern Miss, 2008-11 (12,267 yards)
1,857	Chase Clement, Rice, 2005-08 (11,526 yards)
1,836	Chris Redman, Louisville, 1996-99 (12,129 yards)
1,828	Trevor Vittatoe, UTEP, 2007-10 (12,291 yards)
1,791	Gino Guidugli, Cincinnati, 2001-04 (11,661 yards)
1,748	Danny Wimprine, Memphis, 2001-04 (10,634 yards)
1,729	Nick Mullens, Southern Miss, 2013-16 (11,784 yards)
1,685	David Garrard, East Carolina, 1998-01 (10,238 yards)
1,639	G.J. Kinne, Tulsa, 2009-11 (10,831 yards)
1,575	Paul Smith, Tulsa, 2005-07 (11,304 yards)
1,545	Ryan Griffin, Tulane, 2008-12 (8,636 yards)
1,533	Jason McKinley, Houston, 1997-00 (8,277 yards)

YARDS GAINED

*20,114	Case Keenum, Houston, 2007-11 (19,217 pass, 897 rush)
14,918	Rakeem Cato, Marshall, 2011-14 (14,079 pass, 839 rush)
13,715	Kevin Kolb, Houston, 2003-06 (12,964 pass, 751 rush)
12,291	Trevor Vittatoe, UTEP, 2007-10 (12,439 pass, -148 rush)
12,267	Austin Davis, Southern Miss, 2008-11 (10,892, 1,375 rush)
12,129	Chris Redman, Louisville, 1996-99 (12,541 pass, -412 rush)
11,784	Nick Mullens, Southern Miss, 2013-16 (11,994 pass, -210 rush)
11,661	Gino Guidugli, Cincinnati, 2001-04 (11,453 pass, 208 rush)
11,526	Chase Clement, Rice, 2005-08 (9,785 pass, 1,741 rush)
11,304	Paul Smith, Tulsa, 2005-07 (10,639 pass, 665 rush)
10,831	G.J. Kinne, Tulsa, 2009-11 (9,472 pass, 1,359 rush)
10,634	Danny Wimprine, Memphis, 2001-04 (10,215 pass, 419 rush)
10,238	David Garrard, East Carolina, 1998-01 (9,029 pass, 1,209)
9,978	Darrell Hackney, UAB, 2002-05 (9,886 pass, 92 rush)
9,711	Brandon Doughty, WKU, 2014-15 (9,885 pass, -174 rush)

*NCAA Record

TD RESPONSIBILITY

178	Case Keenum, Houston, 2007-11 (155 pass, 23 rush)
146	Rakeem Cato, Marshall, 2011-14 (131 pass, 15 rush)
125	Chase Clement, Rice, 2005-08 (99 pass, 26 rush)
109	Austin Davis, Southern Miss, 2008-11 (83 pass, 25 rush, 1 rec.)
109	Paul Smith, Tulsa, 2005-07 (82 pass, 27 rush)
106	Kevin Kolb, Houston, 2003-06 (85 pass, 21 rush)
101	Brandon Doughty, WKU, 2014-15 (97 pass, 4 rush)
98	Rakeem Cato, Marshall, 2011-13 (91 pass, 7 rush)
98	Trevor Vittatoe, UTEP, 2007-10 (97 pass, 1 rush)
96	G.J. Kinne, Tulsa, 2009-11 (81 pass, 15 rush)
93	Danny Wimprine, Memphis, 2001-04 (81 pass, 12 rush)
87	Chris Redman, Louisville, 1996-99 (84 pass, 3 rush)
84	Shaun King, Tulane, 1996-98 (68 pass, 16 rush)
83	Gino Guidugli, Cincinnati, 2001-04 (78 pass, 5 rush)
83	Dave Ragone, Louisville, 1999-02 (74 pass, 9 rush)

RUSHING

ATTEMPTS

1,009	Damion Fletcher, Southern Miss, 2006-09 (5,302 yards)
969	DeAngelo Williams, Memphis, 2002-05 (6,026 yards)
909	Mewelde Moore, Tulane, 2000-03 (4,364 yards)
905	Kevin Smith, UCF, 2005-07 (4,679 yards)
833	Matt Forte', Tulane, 2004-07 (4,265 yards)
778	Zach Line, SMU, 2009-12 (4,185 yards)
777	DeMarco McCleskey, Cincinnati, 98, 00-02 (3,487 yards)
768	Derrick Nix, Southern Miss, 1998-00, 02 (3,584 yards)
743	Ketric Sanford, Houston, 1996-99 (3,636 yards)
663	Orleans Darkwa, Tulane, 2010-13 (2,953 yards)
658	Aaron Jones, UTEP, 2013-16 (4,114 yards)
624	Chris Johnson, East Carolina, 2004-07 (2,982 yards)
623	Tarrison Adams, Tulsa, 2005-08 (3,651 yards)
618	Joffrey Reynolds, Houston, 1999-02 (2,947 yards)
601	Kenneth Dixon, Louisiana Tech, 2013-15 (3,286 yards)

YARDS GAINED

6,026	DeAngelo Williams, Memphis, 2002-05 (969 attempts)
5,302	Damion Fletcher, Southern Miss, 2006-09 (1,009 attempts)
4,679	Kevin Smith, UCF, 2005-07 (905 attempts)
4,364	Mewelde Moore, Tulane, 2000-03 (909 attempts)
4,265	Matt Forte', Tulane, 2004-07 (833 attempts)
4,185	Zach Line, SMU, 2009-12 (778 attempts)
4,114	Aaron Jones, UTEP, 2013-16 (658 attempts)
3,651	Tarrison Adams, Tulsa, 2005-08 (623 attempts)
3,636	Ketric Sanford, Houston, 1996-99 (743 attempts)
3,584	Derrick Nix, Southern Miss, 1998-00, 02 (768 attempts)
3,487	DeMarco McCleskey, Cincinnati, 1998, 00-02 (777 attempts)

3,338	Ray Lawry, Old Dominion, 2014-16 (528 attempts)
3,286	Kenneth Dixon, Louisiana Tech, 2013-15 (601 attempts)
3,230	Anthony Wales, WKU, 2014-16 (474 attempts)
3,123	Ito Smith, Southern Miss, 2014-16 (572 attempts)

RUSHING TOUCHDOWNS

55	DeAngelo Williams, Memphis, 2002-05
47	Zach Line, SMU, 2009-12
45	Kenneth Dixon, Louisiana Tech, 2013-15
45	Kevin Smith, UCF, 2005-07
44	Damion Fletcher, Southern Miss, 2006-09
43	Alex Singleton, Tulsa, 2009-12
41	Anthony Wales, WKU, 2014-16
39	Orleans Darkwa, Tulane, 2010-13
39	Bryce Beall, Houston, 2008-11
39	Matt Forte', Tulane, 2004-07
38	Ray Lawry, Old Dominion, 2014-16
37	Latavius Murray, UCF, 2009-12
37	DeMarco McCleskey, Cincinnati, 1998, 00-02
34	Charles Ross, Rice, 2009-13
33	Aaron Jones, UTEP, 2013-16

PASSING

ATTEMPTS

2,229	Case Keenum, Houston, 2007-11 (1,546 comp., 19,217 yards)
1,838	Rakeem Cato, Marshall, 2011-14 (1,153 comp., 14,079 yards)
1,679	Chris Redman, Louisville, 1996-99 (1,031 comp., 12,541 yards)
1,641	Trevor Vittatoe, UTEP, 2007-10 (914 comp., 12,439 yards)
1,565	Kevin Kolb, Houston, 2003-06 (964 comp., 12,964 yards)
1,556	Gino Guidugli, Cincinnati, 2001-04 (880 comp., 11,453 yards)
1,546	Nick Mullens, Southern Miss, 2013-16 (928 comp., 11,994 yards)
1,527	Austin Davis, Southern Miss, 2008-11 (933 comp., 10,892 yards)
1,469	Danny Wimprine, Memphis, 2001-04 (583 comp., 7,323 yards)
1,396	Ryan Griffin, Tulane, 2008-12 (836 comp., 9,036 yards)
1,388	Jason McKinley, Houston, 1997-00 (786 comp., 8,694 yards)
1,387	Chase Clement, Rice, 2005-08 (832 comp., 9,785 yards)
1,355	Patrick Ramsey, Tulane, 1998-01 (798 comp., 9,205 yards)
1,258	Paul Smith, Tulsa, 2005-07 (787 comp., 10,639 yards)
1,246	Darrell Hackney, UAB, 2002-05 (694 comp., 9,886 yards)

COMPLETIONS

1,546	Case Keenum, Houston, 2007-11 (2,229 att., 19,217 yards)
1,153	Rakeem Cato, Marshall, 2011-14 (1,838 att., 14,079 yards)
1,031	Chris Redman, Louisville, 1996-99 (1,679 att., 12,541 yards)
964	Kevin Kolb, Houston, 2003-06 (1,565 att., 12,964 yards)
933	Austin Davis, Southern Miss, 2008-11 (1,527 att., 10,892 yards)
928	Nick Mullens, Southern Miss, 2013-16 (1,546 att., 11,994 yards)
914	Trevor Vittatoe, UTEP, 2007-10 (1,641 att., 12,439 yards)
880	Gino Guidugli, Cincinnati, 2001-04 (1,556 att., 11,661 yards)
836	Ryan Griffin, Tulane, 2008-12 (1,396 att., 9,036 yards)
832	Chase Clement, Rice, 2005-08 (1,387 att., 9,785 yards)
808	Danny Wimprine, Memphis, 2001-04 (1,469 att., 10,215 yards)
798	Patrick Ramsey, Tulane, 1998-01 (1,355 att., 9,205 yards)
787	Paul Smith, Tulsa, 2005-07 (1,258 att., 10,639 yards)
786	Jason McKinley, Houston, 1997-00 (1,388 att., 8,694 yards)
763	Brandon Doughty, WKU, 2014-15 (1,092 att., 9,885 yards)

COMPLETION PERCENTAGE

69.9	Brandon Doughty, WKU, 2014-15 (763 of 1,092)
69.4	Case Keenum, Houston, 2007-11 (1,546 of 2,229)
68.6	Shane Carden, East Carolina, 2011-13 (660 of 962)
67.9	Blake Bortles, UCF, 2011-12 (326 of 509)
67.3	Mike White, WKU, 2016 (280 of 416)
66.3	Stefan LeFors, Louisville, 2004 (418 of 630)
65.9	Dominique Davis, East Carolina, 2010-11 (727 of 1,103)
65.2	Brent Stockstill, Middle Tennessee, 2014-16 (591 of 907)
64.5	David Johnson, Tulsa, 2005-08 (299 of 463)
64.0	Jeff Godfrey, UCF, 2010-12 (321 of 473)
63.9	Kyle Israel, UCF, 2005-06 (117 of 183)
63.5	Ryan Higgins, Louisiana Tech, 2013-16 (516 of 812)
63.0	Chuck Clements, Houston, 1996 (223 of 354)
62.9	Alex McGough, FIU, 2014-16 (574 of 980)
62.7	Rakeem Cato, Marshall, 2011-14 (1,153 of 1,838)

PASSING YARDS

*19,217	Case Keenum, Houston, 2007-11 (1,546 of 2,229)
14,079	Rakeem Cato, Marshall, 2011-14 (1,153 of 1,838)
12,964	Kevin Kolb, Houston, 2003-06 (964 of 1,565)
12,541	Chris Redman, Louisville, 1996-99 (1,031 of 1,679)
12,439	Trevor Vittatoe, UTEP, 2007-10 (914 of 1,641)
11,994	Nick Mullens, Southern Miss, 2013-16 (928 of 1,546)
11,453	Gino Guidugli, Cincinnati, 2001-04 (880 of 1,556)
10,892	Austin Davis, Southern Miss, 2008-11 (933 of 1,527)
10,639	Paul Smith, Tulsa, 2005-07 (787 of 1,258)
10,215	Danny Wimprine, Memphis, 2001-04 (808 of 1,469)
9,886	Darrell Hackney, UAB, 2002-05 (694 of 1,246)
9,885	Brandon Doughty, WKU, 2014-15 (763 of 1,092)
9,785	Chase Clement, Rice, 2005-08 (832 of 1,387)
9,472	G.J. Kinne, Tulsa, 2009-11 (732 of 1,195)
9,205	Patrick Ramsey, Tulane, 1998-01 (798 of 1,355)

*NCAA Record

TOUCHDOWN PASSES

*155	Case Keenum, Houston, 2007-11
131	Rakeem Cato, Marshall, 2011-14
99	Chase Clement, Rice, 2005-08
97	Brandon Doughty, WKU, 2014-15
97	Trevor Vittatoe, UTEP, 2007-10
87	Nick Mullens, Southern Miss, 2013-16
85	Kevin Kolb, Houston, 2003-06
84	Chris Redman, Louisville, 1996-99
83	Austin Davis, Southern Miss, 2008-11
82	Paul Smith, Tulsa, 2005-07
81	G.J. Kinne, Tulsa, 2009-11
81	Danny Wimprine, Memphis, 2001-04
78	Gino Guidugli, Cincinnati, 2001-04
74	Dave Ragone, Louisville, 1999-02
72	Patrick Ramsey, Tulane, 1998-01

*NCAA Record

INTERCEPTIONS THROWN

51	Patrick Ramsey, Tulane, 1998-01
51	Chris Redman, Louisville, 1996-99
49	Danny Wimprine, Memphis, 2001-04
48	Gino Guidugli, Cincinnati, 2001-04
47	Jason McKinley, Houston, 1997-00
46	Nick Mullens, Southern Miss, 2013-16
46	Case Keenum, Houston, 2007-11
44	Rakeem Cato, Marshall, 2011-14
42	Trevor Vittatoe, UTEP, 2007-10
39	David Garrard, East Carolina, 1998-01
37	Deontey Kenner, Cincinnati, 1997-00
35	Ryan Griffin, Tulane, 2008-12
35	Dominique Davis, East Carolina, 2010-11
35	James Pinkney, East Carolina, 2003-06
35	Zac Dahman, Army, 2002-04

LOWEST PERCENTAGE OF INTERCEPTIONS (min. 2 years)

1.72	Martevious Young, Southern Miss, 2007-09 (4 on 233)
1.73	Brandon Doughty, WKU, 2014-15 (19 on 1,092)
1.77	Austin Davis, Southern Miss, 2008-11 (27 on 1,527)
1.88	Brent Stockstill, Middle Tennessee, 2014-16 (17 on 907)
1.96	Blake Bortles, UCF, 2011-12 (10 on 509)
1.98	Kevin Kolb, Houston, 2003-06 (31 on 1,565)
2.06	Stefan LeFors, Louisville, 2003-04 (13 on 630)
2.08	Shane Carden, East Carolina, 2011-13 (20 on 962)
2.16	Taylor McHargue, Rice, 2010-13 (19 on 881)
2.22	E.J. Hilliard, FIU, 2013-14 (4 on 180)
2.25	Chase Litton, Marshall, 2015-16 (17 on 754)
2.29	Patrick Pinkney, East Carolina, 2005-09 (23 on 1,003)
2.35	Case Keenum, Houston, 2007-11 (46 on 2,229)
2.39	Rakeem Cato, Marshall, 2011-14 (44 on 1,838)
2.43	Dustin Almond, Southern Miss, 2002-04 (16 on 658)

RECEIVING

CATCHES

327	Trent Taylor, Louisiana Tech, 2013-16 (4,179 yards)
322	Tommy Shuler, Marshall, 2011-14 (3,563 yards)
320	Tyron Carrier, Houston, 2008-11 (3,493 yards)
300	Arnold Jackson, Louisville, 1997-00 (3,670 yards)
292	Jarett Dillard, Rice, 2005-08 (4,138 yards)
291	Patrick Edwards, Houston, 2008-11 (4,507 yards)
285	Emmanuel Sanders, SMU, 2006-09 (3,791 yards)
272	Vincent Marshall, Houston, 2003-06 (3,770 yards)
268	Dwayne Harris, East Carolina, 2007-10 (3,001 yards)
266	Justin Hardy, East Carolina, 2011-13 (3,047 yards)
252	Cole Beasley, SMU, 2008-11 (2,935 yards)
236	JaJuan Dawson, Tulane, 1996-98 (3,048 yards)
232	Darius Johnson, SMU, 2009-12 (2,854 yards)

229 Taywan Taylor, WKU, 2014-16 (3,964 yards)
 222 Orlando Iglesias, Houston, 1997-01 (2,810 yards)

YARDS GAINED

4,507 Patrick Edwards, Houston, 2008-11 (291 catches)
 4,179 Trent Taylor, Louisiana Tech, 2013-16 (327 catches)
 4,138 Jarett Dillard, Rice, 2005-08 (292 catches)
 3,964 Taywan Taylor, WKU, 2014-16 (229 catches)
 3,791 Emmanuel Sanders, SMU, 2006-09 (285 catches)
 3,770 Vincent Marshall, Houston, 2003-06 (272 catches)
 3,670 Arnold Jackson, Louisville, 1997-00 (300 catches)
 3,563 Tommy Shuler, Marshall, 2011-14 (322 catches)
 3,493 Tyron Carrier, Houston, 2008-11 (320 catches)
 3,289 Donnie Avery, Houston, 2004-07 (210 catches)
 3,207 Roydell Williams, Tulane, 2001-04 (215 catches)
 3,115 Sherrad Gideon, Southern Miss, 1996-99 (193 catches)
 3,112 Roddy White, UAB, 2001-04 (163 catches)
 3,048 JaJuan Dawson, Tulane, 1996-98 (236 catches)
 3,047 Justin Hardy, East Carolina, 2011-13 (266 catches)
 3,001 Dwayne Harris, East Carolina, 2007-10 (268 catches)
 2,981 Duke Calhoun, Memphis, 2006-09 (212 catches)
 2,971 Richie James, Middle Tennessee, 2015-16 (213 catches)
 2,935 Cole Beasley, SMU, 2008-11 (252 catches)
 2,878 Carlos Henderson, Louisiana Tech, 2014-16 (147 catches)

TOUCHDOWN CATCHES

*60 Jarett Dillard, Rice, 2005-08
 43 Patrick Edwards, Houston, 2008-11
 41 Taywan Taylor, WKU, 2014-16
 35 Roydell Williams, Tulane, 2001-04
 34 Emmanuel Sanders, SMU, 2006-09
 33 Iln Green, Louisville, 1996-99
 32 Trent Taylor, Louisiana Tech, 2013-16
 31 JaJuan Dawson, Tulane, 1996-98
 31 Arnold Jackson, Louisville, 1997-00
 30 Kris Adams, UTEP, 2007-10
 30 Sherrad Gideon, Southern Miss, 1996-99
 28 Carlos Henderson, Louisiana Tech, 2014-16
 28 Gator Hoskins, Marshall, 2010-13
 28 Charles Clay, Tulsa, 2007-10
 27 Trae Johnson, Tulsa, 2007-10
 27 Corey White, UAB, 2003-06
 26 Jeff Moturi, UTEP, 2006-09
 26 Vincent Marshall, Houston, 2003-06
 26 Roddy White, UAB, 2001-04
 25 Tommy Shuler, Marshall, 2011-14
 25 Justin Hardy, East Carolina, 2011-13

*NCAA Record

ALL-PURPOSE YARDAGE

CAREER

* 7,796 Damaris Johnson, Tulsa, 2008-10
 7,573 DeAngelo Williams, Memphis, 2002-05
 7,490 Tyron Carrier, Houston, 2008-11
 6,993 Chris Johnson, East Carolina, 2004-07
 6,505 Mewelde Moore, Tulane, 2000-03
 6,380 Dwayne Harris, East Carolina, 2007-10
 6,253 Damion Fletcher, Southern Miss, 2006-09
 5,817 Ketric Sanford, Houston, 1996-99
 5,503 Patrick Edwards, Houston, 2008-11
 5,261 Matt Forte, Tulane, 2004-07
 5,229 Carlos Henderson, Louisiana Tech, 2014-16
 5,123 Kevin Smith, UCF, 2005-07
 4,937 Darius Marshall, Marshall, 2007-09
 4,915 Arnold Jackson, Louisville, 1997-00
 4,784 Zach Line, SMU, 2009-12

*NCAA Record

SCORING

MOST POINTS

369 Stephen Gostkowski, Memphis, 2002-05 (70 FG, 159 PAT)
 362 DeAngelo Williams, Memphis, 2002-05 (60 TD, 1 2PT)
 360 Jarett Dillard, Rice, 2005-08 (60 TD)
 359 Chris Boswell, Rice, 2010-13 (65 FG, 164 PAT)
 354 Kenneth Dixon, Louisiana Tech, 2013-15 (59 TD)
 346 Justin Haig, Marshall, 2011-14 (42 FG, 220 PAT)
 344 Jonathan Barnes, Louisiana Tech, 2014-16 (56 FG, 176 PAT)
 333 Seth Marler, Tulane, 1999-02 (66 FG, 135 PAT)
 322 Ty Long, UAB, 2011-14 (59 FG, 145 PAT)
 316 Jonathan Ruffin, Cincinnati, 1999-02 (62 FG, 129 PAT)
 300 Matt Hogan, Houston, 2009-11 (39 FG, 183 PAT)
 299 Kevin Fitzpatrick, Tulsa, 2008-11 (45 FG, 164 PAT)
 299 Nick Browne, TCU, 2001-03 (65 FG, 104 PAT)
 289 Danny Hrapmann, Southern Miss, 2008-11 (53 FG, 130 PAT)
 288 Ben Hartman, East Carolina, 2006-09 (57 FG, 117 PAT)
 288 Nick Hayes, UAB, 2001-04 (57 FG, 117 PAT)

MOST TOUCHDOWNS

60 Jarett Dillard, Rice, 2005-08
 60 DeAngelo Williams, Memphis, 2002-05
 59 Kenneth Dixon, Louisiana Tech, 2013-15
 47 Zach Line, SMU, 2009-12
 46 Bryce Beall, Houston, 2008-11
 46 Patrick Edwards, Houston, 2008-11
 46 Damion Fletcher, Southern Miss, 2006-09
 46 Kevin Smith, UCF, 2005-07
 45 Anthony Wales, WKU, 2014-16
 44 Alex Singleton, Tulsa, 2009-12
 44 Chris Johnson, East Carolina, 2004-07
 44 Matt Forte, Tulane, 2004-07
 41 Taywan Taylor, WKU, 2014-16
 41 DeMarco McCleskey, Cincinnati, 1998, 00-02
 40 Ray Lawry, Old Dominion, 2014-16
 40 Aaron Jones, UTEP, 2013-16

KICKING

FIELD GOAL ATTEMPTS

92 Stephen Gostkowski, Memphis, 2002-05 (70 made)
 91 Seth Marler, Tulane, 1999-02 (66 made)
 88 Chris Boswell, Rice, 2010-13 (65 made)
 88 Ben Hartman, East Carolina, 2006-09 (57 made)
 83 Nick Browne, TCU, 2001-03 (65 made)
 79 Jonathan Ruffin, Cincinnati, 1999-02 (62 made)
 78 Cairo Santos, Tulane, 2010-13 (61 made)
 78 Darren McCaleb, Southern Miss, 2003-06 (64 made)
 77 Ty Long, UAB, 2011-14 (59 made)
 74 Nick Hayes, UAB, 2001-04 (57 made)
 72 Danny Hrapmann, Southern Miss, 2009-11 (53 made)
 71 Matt Hogan, Houston, 2009-12 (59 made)
 71 Kevin Miller, East Carolina, 1998-02 (52 made)
 70 Jonathan Barnes, Louisiana Tech, 2014-16 (56 made)
 67 Ryan White, Memphis, 1998-01 (49 made)

FIELD GOALS MADE

70 Stephen Gostkowski, Memphis, 2002-05 (92 att.)
 66 Seth Marler, Tulane, 1999-02 (91 att.)
 65 Chris Boswell, Rice, 2010-13 (88 att.)
 65 Nick Browne, TCU, 2001-03 (83 att.)
 64 Darren McCaleb, Southern Miss, 2003-06 (78 att.)
 62 Jonathan Ruffin, Cincinnati, 1998-02 (79 att.)
 61 Cairo Santos, Tulane, 2010-13 (78 att.)
 59 Ty Long, UAB, 2011-14 (77 att.)
 59 Matt Hogan, Houston, 2009-12 (71 att.)
 57 Ben Hartman, East Carolina, 2006-09 (88 att.)
 57 Nick Hayes, UAB, 2001-04 (74 att.)
 56 Jonathan Barnes, Louisiana Tech, 2014-16 (70 att.)
 53 Danny Hrapmann, Southern Miss, 2009-11 (72 att.)
 52 Kevin Miller, East Carolina, 1998-02 (71 att.)
 50 Swayze Waters, UAB, 2005-08 (64 att.)

FIELD GOAL PERCENTAGE

83.8 Garrett Schwettman, WKU, 2014-15 (51 of 57)
 83.1 Matt Hogan, Houston, 2009-12 (59 of 71)
 82.9 Ryan White, Memphis, 1998-99 (29 of 35)
 82.1 Darren McCaleb, Southern Miss, 2003-06 (64 of 78)
 80.0 Jonathan Barnes, Louisiana Tech, 2014-16 (56 of 70)
 80.0 Michael Barbour, East Carolina, 2010-11 (28 of 35)
 79.2 Cairo Santos, Tulane, 2010-13 (61 of 78)
 79.1 Reagan Schneider, UTEP, 2005-06 (34 of 43)
 78.9 Danny Hrapmann, Southern Miss, 2009-10 (30 of 38)
 78.7 Jose Martinez, UTEP, 2007-08 (37 of 47)
 78.5 Jonathan Ruffin, Cincinnati, 1999-02 (62 of 79)
 78.3 Nick Browne, TCU, 2001-03 (65 of 83)
 78.1 Swayze Waters, UAB, 2005-08 (50 of 64)
 77.5 Kevin Fitzpatrick, Tulsa, 2008-11 (45 of 58)
 77.1 Michael Torres, UCF, 2005-07 (37 of 48)

PAT KICKS ATTEMPTED

238 Matt Hogan, Houston, 2009-12 (228 made)
 223 Justin Haig, Marshall, 2011-14 (220 made)
 201 Jarod Tracy, Tulsa, 2005-08 (194 made)
 180 Jonathan Barnes, Louisiana Tech, 2014-16 (176 made)
 172 Chris Boswell, Rice, 2010-13 (164 made)
 169 Kevin Fitzpatrick, Tulsa, 2008-11 (164 made)
 165 Stephen Gostkowski, Memphis, 2002-05 (159 made)
 155 Clark Fangmeier, Rice, 2006-08 (154 made)
 151 Garrett Schwettman, WKU, 2014-15 (149 made)
 149 Ty Long, UAB, 2011-14 (145 made)
 148 Cody Clark, Middle Tennessee, 2013-15 (148 made)
 147 Nate Smith, Louisville, 2000-03 (143 made)
 146 Ben Bell, Houston, 2005-09 (139 made)
 144 Darren McCaleb, Southern Miss, 2003-06 (138 made)
 143 Seth Marler, Tulane, 1998-02 (135 made)

PAT KICKS MADE

228 Matt Hogan, Houston, 2009-12 (238 att.)
 220 Justin Haig, Marshall, 2011-14 (223 att.)
 194 Jarod Tracy, Tulsa, 2005-08 (201 att.)
 176 Jonathan Barnes, Louisiana Tech, 2014-16 (180 att.)
 164 Chris Boswell, Rice, 2010-13 (172 att.)
 164 Kevin Fitzpatrick, Tulsa, 2008-11 (169 att.)
 159 Stephen Gostkowski, Memphis, 2002-05 (165 att.)
 154 Clark Fangmeier, Rice, 2006-08 (155 att.)
 149 Garrett Schwettman, WKU, 2014-15 (151 att.)
 148 Cody Clark, Middle Tennessee, 2013-15 (148 att.)
 145 Ty Long, UAB, 2011-14 (149 att.)
 143 Nate Smith, Louisville, 2000-03 (147 att.)
 139 Ben Bell, Houston, 2005-09 (146 att.)
 138 Darren McCaleb, Southern Miss, 2003-06 (144 att.)
 135 Seth Marler, Tulane, 1999-02 (143 att.)

PAT KICKS PERCENTAGE

100.0 Ryan White, Memphis, 1998-01 (110 of 110)
 100.0 Trevor Moore, North Texas, 2014-16 (99 of 99)
 100.0 Art Carmody, Louisville, 2004 (77 of 77)
 100.0 Parker Shaunfield, Southern Miss, 2015-16 (62 of 62)
 100.0 Ben Hartman, East Carolina, 2006-07 (59 of 59)
 100.0 Parker Mullins, UAB, 2003-05 (37 of 37)
 100.0 Wade Tydlacka, Louisville, 2000 (31 of 31)
 100.0 Robert Lee, East Carolina, 2003-05 (30 of 30)
 99.4 Clark Fangmeier, Rice, 2005-08 (154 of 155)
 99.2 Brad Palazzo, Tulane, 1996-98 (128 of 129)
 99.0 Greg Joseph, Florida Atlantic, 2014-16 (101 of 102)
 98.7 Garrett Schwettman, WKU, 2014-15 (149 of 151)
 98.7 Justin Haig, Marshall, 2011-14 (220 of 223)
 98.7 Michael Torres, UCF, 2006-07 (75 of 76)
 98.6 Skyler Simcox, WKU, 2016 (70 of 71)
 98.3 Ben Hartman, East Carolina, 2006-09 (117 of 119)
 98.2 Warren Harvey, East Carolina, 2012-13 (111 of 113)
 98.2 Thomas Morstead, SMU, 2005-08 (106 of 108)

POINTS SCORED BY KICKING

405 Matt Hogan, Houston, 2009-12 (59 FG, 228 PAT)
 369 Stephen Gostkowski, Memphis, 2002-05 (70 FG, 159 PAT)
 359 Chris Boswell, Rice, 2010-13 (65 FG, 164 PAT)
 344 Jonathan Barnes, Louisiana Tech, 2014-16 (56 FG, 176 PAT)
 333 Seth Marler, Tulane, 1999-02 (66 FG, 135 PAT)
 322 Ty Long, UAB, 2011-14 (59 FG, 149 PAT)
 315 Jonathan Ruffin, Cincinnati, 1999-02 (62 FG, 129 PAT)
 312 Cairo Santos, Tulane, 2010-13 (61 FG, 129 PAT)
 304 Darren McCaleb, Southern Miss, 2003-06 (64 FG, 138 PAT)
 299 Kevin Fitzpatrick, Tulsa, 2008-11 (45 FG, 164 PAT)
 299 Nick Browne, TCU, 2001-03 (65 FG, 104 PAT)
 289 Danny Hrapmann, Southern Miss, 2009-11 (53 FG, 130 PAT)
 288 Ben Hartman, East Carolina, 2006-09 (57 FG, 117 PAT)
 288 Nick Hayes, UAB, 2001-04 (57 FG, 117 PAT)
 287 Kevin Miller, East Carolina, 1998-02 (52 FG, 131 PAT)

PUNTING

MOST PUNTS

280 Kase Whitehead, Marshall, 2008-11 (11,080 yards for 39.5 avg.)
 251 Blake Clingan, UCF, 2007-10 (10,017 yards for 39.9 avg.)
 237 Ryan Dougherty, East Carolina, 2003-06 (10,112 yards for 42.7 avg.)
 235 Tom Hornsey, Memphis, 2010-12 (10,015 yards for 42.6 avg.)
 235 Parker Mullins, UAB, 2003-06 (9,434 yards for 40.1 avg.)
 229 Kyle Martens, Rice, 2008-11 (9,841 yards for 43.0 avg.)
 223 Mark Haulman, Southern Miss, 1999-02 (9,308 yards for 41.7 avg.)
 222 Chris Beckman, Tulane, 2003-06 (9,421 yards for 42.4 avg.)
 220 Matt Dodge, East Carolina, 2007-09 (9,583 yards for 43.6 avg.)
 214 Adam Wulfec, Cincinnati, 1998-01 (9,008 yards for 42.1 avg.)
 213 Peter Boehme, Southern Miss, 2009-12 (8,535 yards for 40.1 avg.)
 208 Tyler Sarrazin, Southern Miss, 2013-16 (8,501 yards for 40.9 avg.)
 199 Luke Johnson, Southern Miss, 2003-05 (8,503 yards for 42.7 avg.)
 190 Ross Stewart, UAB, 1999-02 (7,900 yards for 41.6 avg.)
 186 Jeremy Borseth, Louisville, 1996-98 (7,454 yards for 40.1 avg.)

YARDS PUNTED

11,080 Kase Whitehead, Marshall, 2008-11 (280 for 39.5 avg.)
 10,112 Ryan Dougherty, East Carolina, 2003-06 (237 for 42.7 avg.)
 10,017 Blake Clingan, UCF, 2007-10 (251 for 39.9 avg.)
 10,015 Tom Hornsey, Memphis, 2010-12 (235 for 42.6 avg.)
 9,841 Kyle Martens, Rice, 2008-11 (229 for 43.0 avg.)
 9,583 Matt Dodge, East Carolina, 2007-09 (220 for 43.6 avg.)



9,434	Parker Mullins, UAB, 2003-06 (235 for 40.1 avg.)
9,421	Chris Beckman, Tulane, 2003-06 (222 for 42.4 avg.)
9,308	Mark Haulman, Southern Miss, 1999-02 (223 for 41.7 avg.)
9,008	Adam Wulfeck, Cincinnati, 1998-00 (214 for 42.1 avg.)
8,553	Peter Boehme, Southern Miss, 2009-12 (213 for 40.7 avg.)
8,503	Luke Johnson, Southern Miss, 2003-05 (199 for 42.7 avg.)
8,501	Tyler Sarrazin, Southern Miss, 2013-16 (208 for 40.9 avg.)
7,920	Ross Stewart, UAB, 1999-02 (190 for 41.6 avg.)
7,822	Andrew Bayes, East Carolina, 1997-99 (176 for 44.4 avg.)

PUNTING AVERAGE

45.0	Dalton Schomp, Florida Atlantic, 2013-16 (163 for 7,327)
44.4	Andrew Bayes, East Carolina, 1997-99 (176 for 7,822)
44.2	Eric Keena, North Texas, 2014-16 (175 for 7,729)
44.1	Graham White, Army, 1998-99 (109 for 4,812)
44.0	Hunter Mullins, UAB, 2012-14 (160 for 7,040)
44.0	Michael Gibson, Memphis, 2005-06 (101 for 4,444)
43.8	Casey Roussel, Tulane, 1999-01 (178 for 7,792)
43.7	Tyler Williams, Marshall, 2012-14 (141 for 6,160)
43.7	Jared Preston, East Carolina, 2001-02 (118 for 5,153)
43.6	Matt Dodge, East Carolina, 2007-09 (220 for 9,583)
43.5	Chase Turner, Houston, 2007-09 (129 for 5,617)
43.4	Thomas Morstead, SMU, 2006-08 (166 for 7,201)
43.0	Richie Leone, Houston, 2010-12 (146 for 6,282)
43.0	Kyle Martens, Rice, 2008-11 (229 for 9,841)
42.9	Seth Marler, Tulane, 1999-02 (72 for 3,090)

PUNT RETURNS

MOST RETURNS

100	Arnold Jackson, Louisville, 1997-00 (972 yards)
96	Joe Burnett, UCF, 2005-08 (1,304 yards)
81	John Wilson, Tulane, 1997-00 (701 yards)
78	Tracey Lampley, Southern Miss, 2009-12 (847 yards)
76	Ryan Johnson, Memphis, 1999-01 (784 yards)
69	Marvin Young, Southern Miss, 2001-04 (874 yards)
68	Darron White, Memphis, 2001-04 (648 yards)
68	Tinker Keck, Cincinnati, 1997-99 (804 yards)
58	Trent Taylor, Louisiana Tech, 2013-16 (482 yards)
57	Terrance Copper, East Carolina, 2000-03 (522 yards)
55	Fred Smith, Tulane, 2003-04, 06-07 (563 yards)
53	Keith Stokes, East Carolina, 1999-00 (820 yards)
51	Dwayne Harris, East Carolina, 2007-10 (479 yards)
50	Cory Rodgers, TCU, 2003-04 (535 yards)

YARDS RETURNED

1,304	Joe Burnett, UCF, 2005-08 (96 returns)
972	Arnold Jackson, Louisville, 1997-00 (100 returns)
874	Marvin Young, Southern Miss, 2001-04 (69 returns)
847	Tracey Lampley, Southern Miss, 2009-12 (78 returns)
820	Keith Stokes, East Carolina, 1999-00 (53 returns)
804	Tinker Keck, Cincinnati, 1997-99 (68 returns)
784	Ryan Johnson, Memphis, 1999-01 (76 returns)
701	John Wilson, Tulane, 1997-00 (81 returns)
648	Darron White, Memphis, 2001-04 (68 returns)
597	Lynaris Elpheage, Tulane, 2000-02 (48 returns)
571	Damaris Johnson, Tulsa, 2008-10 (47 returns)
563	Fred Smith, 2003-04, 06-07 (55 returns)
535	Cory Rodgers, TCU, 2003-04 (50 returns)
522	Terrance Copper, East Carolina, 2000-03 (57 returns)
517	Travis Williams, East Carolina, 2004-07 (39 returns)

YARDS PER RETURN

15.5	Keith Stokes, East Carolina, 1999-00 (53 for 820)
15.4	Damien Dorsey, Louisville, 1999-02 (33 for 508)
14.7	Patrick Edwards, Houston, 2008-11 (30 for 441)
13.6	Joe Burnett, UCF, 2005-08 (96-for-1,304)
13.2	Travis Williams, East Carolina, 2004-06 (39 for 517)
12.7	Marvin Young, Southern Miss, 2001-04 (69 for 874)
12.4	Lynaris Elpheage, Tulane, 2000-02 (48 for 597)
12.1	Damaris Johnson, Tulsa, 2008-10 (47 for 571)
11.8	Tinker Keck, Cincinnati, 1997-99 (68 for 804)
11.1	Kenneth Johnson, Southern Miss, 2000-01 (37 for 410)
11.0	Willie Quinnie, UAB, 2001-02 (42 for 462)
10.9	Tracey Lampley, Southern Miss, 2009-12 (78 for 847)
10.7	J.J. Nelson, UAB, 2011-14 (35 for 375)
10.7	Cory Rodgers, TCU, 2003-04 (50 for 535)
10.6	Marcellus Harris, East Carolina, 1997-99 (38 for 404)

PUNT RETURN TDS

4	Tinker Keck, Cincinnati, 1997-99
3	Joe Burnett, UCF, 2005-08
2	Nacarius Fant, WKU, 2014-16
2	Tracey Lampley, Southern Miss, 2009-12
2	Patrick Edwards, Houston, 2008-11
2	Damaris Johnson, Tulsa, 2008-10
2	Johnnie Lee Higgins, UTEP, 2005-06
2	Aris Comeaux, Army, 1999-02
2	Lynaris Elpheage, Tulane, 2000-02
2	Keith Stokes, East Carolina, 1999-00
2	Omari Thompson, Army, 1998-01
1	49 tied with

KICKOFF RETURNS

MOST RETURNS

141	Tyron Carrier, Houston, 2008-11 (3,517 yards)
134	Damaris Johnson, Tulsa, 2008-10 (3,417 yards)
122	Jessie Henderson, SMU, 2005-08 (2,945 yards)
119	Autrey Golden, UTEP, 2012-15 (2,981 yards)
115	Chris Johnson, East Carolina, 2004-07 (2,715 yards)
112	Michael Grandberry, Memphis, 2005-08 (2,401 yards)
103	Zek Parker, Louisville, 1998-01 (2,558 yards)
102	Dwayne Harris, East Carolina, 2007-10 (2,374 yards)
96	Frantrell Forrest, UAB, 2007-10 (2,076 yards)
91	Broderick Clark, Louisville, 2002-04 (2,111 yards)
90	Quincy McDuffie, UCF, 2009-12 (2,501 yards)
90	Jason Southall, UAB, 2001-04 (2,092 yards)
89	William White, Army, 2000-03 (2,035 yards)
88	John Eubanks, Southern Miss, 2002-05 (2,321 yards)
86	Kylen Townner, WKU, 2014-16 (2,441 yards)

YARDS RETURNED

*3,517	Tyron Carrier, Houston, 2008-11 (141 returns)
3,417	Damaris Johnson, Tulsa, 2008-10 (134 returns)
2,981	Autrey Golden, UTEP, 2012-15 (119 returns)
2,945	Jessie Henderson, SMU, 2005-08 (122 returns)
2,715	Chris Johnson, East Carolina, 2004-07 (115 returns)
2,558	Zek Parker, Louisville, 1998-01 (103 returns)
2,501	Quincy McDuffie, UCF, 2009-12 (90 returns)
2,441	Kylen Townner, WKU, 2014-16 (86 returns)
2,401	Michael Grandberry, Memphis, 2005-08 (112 returns)
2,374	Dwayne Harris, East Carolina, 2007-10 (102 returns)
2,321	John Eubanks, Southern Miss, 2002-05 (88 returns)
2,111	Broderick Clark, Louisville, 2002-04 (91 returns)
2,094	Carlos Henderson, Louisiana Tech, 2014-16 (79 returns)
2,092	Jason Southall, UAB, 2001-04 (90 returns)
2,076	Frantrell Forrest, UAB, 2007-10 (96 returns)

*NCAA Record

YARDS PER RETURN

29.4	Vernon Frazier, UTEP, 2007-11 (36 for 1,059)
28.4	Kylen Townner, WKU, 2014-16 (86 for 2,441)
27.8	Quincy McDuffie, UCF, 2009-12 (90 for 2,501)
27.6	Marlon McClure, UTEP, 2009-10 (57 for 1,571)
27.1	Trey Watts, Tulsa, 2010-12 (58 for 1,571)
26.5	Carlos Henderson, Louisiana Tech, 2014-16 (79 for 2,094)
26.4	John Eubanks, Southern Miss, 2002-05 (60 for 1,643)
25.8	Darius Marshall, Marshall, 2007-09 (71 for 1,832)
25.7	Kerith Whyte, Florida Atlantic, 2016 (39 for 1,002)
25.5	Damaris Johnson, Tulsa, 2008-10 (134 for 3,417)
25.4	J.J. Nelson, UAB, 2011-14 (76 for 1,932)
25.3	Reggie Whatley, Middle Tennessee, 2013-14 (44 for 1,113)
25.1	Autrey Golden, UTEP, 2012-15 (119 for 2,981)
25.1	Ketric Sanford, Houston, 1996-99 (68 for 1,705)
25.0	Deandre Reaves, Marshall, 2012-13 (37 for 924)

KICKOFF RETURN TDS

*7	Tyron Carrier, Houston, 2008-11
6	Autrey Golden, UTEP, 2012-15
6	Quincy McDuffie, UCF, 2009-12
5	J.J. Nelson, UAB, 2011-14
3	Carlos Henderson, Louisiana Tech, 2014-16
3	Kylen Townner, WKU, 2014-16
3	Dwayne Harris, East Carolina, 2007-10
3	Zek Parker, Louisville, 1998-99
2	Trey Watts, Tulsa, 2010-12
2	Marlon McClure, UTEP, 2009-10
2	Damaris Johnson, Tulsa, 2008-10
2	Frantrell Forrest, UAB, 2007-10
2	Joe Burnett, UCF, 2005-08
2	Chris Johnson, East Carolina, 2004-07
2	Jessie Henderson, SMU, 2005-08
2	John Eubanks, Southern Miss, 2002-04
2	Broderick Clark, Louisville, 2002-03
1	45 tied with

*NCAA Record

DEFENSE

INTERCEPTIONS

18	Dexter McCoil, Tulsa, 2009-12 (224 yards)
18	Anthony Floyd, Louisville, 1999-02 (227 yards)
16	Joe Burnett, UCF, 2005-08 (262 yards)
15	Kevin Byard, Middle Tennessee, 2013-15 (210 yards)
15	Kevin Sanders, UAB, 2005-08 (105 yards)
15	Quentin Demps, UTEP, 2005-07 (331 yards)
14	Xavier Woods, Louisiana Tech, 2013-16 (325 yards)
14	Sha'reff Rashad, UCF, 2005-08 (168 yards)
14	Lynaris Elpheage, Tulane, 2000-02 (227 yards)
14	Rashad Holman, Louisville, 1997-00 (99 yards)
13	Rashad Callahan, Rice, 2011-14 (90 yards)
13	Eddie Hicks, Southern Miss, 2006-09 (175 yards)
13	Will Gulley, Houston, 2002-06 (147 yards)

13	Glenn Sumter, Memphis, 1999-01 (144 yards)
12	Lorenzo Doss, Tulane, 2012-13 (264 yards)
12	Justin Wilson, Southern Miss, 2007-10 (35 yards)
12	Johnell Neal, UCF, 2005-08 (247 yards)
12	Brandon Samrall, Southern Miss, 2004-07 (145 yards)
12	Blue Adams, Cincinnati, 1998, 00-02 (177 yards)

INT YARDS RETURNED

331	Quintin Demps, UTEP, 2005-07 (15 int.)
325	Xavier Woods, Louisiana Tech, 2013-16 (14 int.)
264	Lorenzo Doss, Tulane, 2012-13 (12 int.)
262	Joe Burnett, UCF, 2005-08 (16 int.)
254	Leo Barnes, Southern Miss, 1997-00 (11 int.)
247	Johnell Neal, UCF, 2005-07 (12 int.)
229	D.J. Hayden, Houston, 2011-12 (6 int.)
227	Lynaris Elpheage, Tulane, 2000-02 (14 int.)
227	Anthony Floyd, Louisville, 1999-02 (18 int.)
225	Wonderful Terry, WKU, 2014-15 (4 int.)
224	Dexter McCoil, Tulsa, 2009-12 (18 int.)
222	Van Eskridge, East Carolina, 2006-09 (11 int.)
210	Kevin Byard, Middle Tennessee, 2013-15 (15 int.)
191	Bud Herring, Louisville, 1997-99 (6 int.)
184	Richard Leonard, FIU, 2014-15 (6 int.)
184	Josh Robinson, UCF, 2009-11 (10 int.)

INTERCEPTIONS RETURNED FOR TDS

4	Leo Barnes, Southern Miss, 1997-00
3	DJ Sanders, Middle Tennessee, 2014-16
3	Wonderful Terry, WKU, 2014-15
3	Bryson Abraham, Louisiana Tech, 2013-15
3	D.J. Hayden, Houston, 2011-12
3	Deron Wilson, Southern Miss, 2010-12
3	Shawn Ferguson, Cincinnati, 1997-99
2	37 tied with

TACKLES

526	Rod Davis, Southern Miss, 2000-03
510	Marcus McGraw, Houston, 2008-11
460	Pernell Griffin, East Carolina, 1998-01
437	Anthony Cannon, Tulane, 2002-05
423	Michael Boley, Southern Miss, 2001-04
420	Mario Harvey, Marshall, 2007-10
417	Kamal Shakir, Memphis, 1997-00
415	Chris Moore, East Carolina, 2002-05
406	Marvin Burdette, UAB, 2009-12
405	Hanik Milligan, Houston, 2000-02
400	Taylor Reed, SMU, 2009-12
383	T.J. Slaughter, Southern Miss, 1996-99
378	Phillip Steward, Houston, 2009-12
372	Zac Woodfin, UAB, 2001-04
372	Jeff Kerr, East Carolina, 1997-99

TACKLES FOR LOSS

61	Chris Moore, East Carolina, 2003-05
60.5	Rod Davis, Southern Miss, 2000-03
59.5	Michael Boley, Southern Miss, 2001-04
57.5	Bruce Miller, UCF, 2007-10
57	Wayne Rogers, Houston, 1997-00
56.5	Sammy Brown, Houston, 2010-11
56	Antwan Peek, Cincinnati, 1999-02
56	Bryan Thomas, UAB, 1998-01
56	Adalius Thomas, Southern Miss, 1996-99
55	LaMarcus McDonald, TCU, 2001-02
54	Dewayne White, Louisville, 2000-02
54	T.J. Slaughter, Southern Miss, 1996-99
53.5	Cordarro Law, Southern Miss, 2008-11
50	Phillip Steward, Houston, 2009-12
49.5	Phillip Hunt, Houston, 2005-08

SACKS

37.5	Dewayne White, Louisville, 2000-02
35.5	Bruce Miller, UCF, 2007-10
34.5	Adalius Thomas, Southern Miss, 1996-99
34	Phillip Hunt, Houston, 2005-08
31	Michael Josiah, Louisville, 1999-01
30	Bryan Thomas, UAB, 1999-01
29.5	Trey Hendrickson, Florida Atlantic, 2013-16
28	Cordarro Law, Southern Miss, 2008-11
28	Michael Boley, Southern Miss, 2001-04
28	Roderick Coleman, East Carolina, 1997-98
27	C.J. Wilson, East Carolina, 2006-09
27	Antwan Peek, Cincinnati, 1999-02
26.5	Vinny Curry, Marshall, 2008-11
26	Cedric Scott, Southern Miss, 1997-00
24.5	Bo Schobel, TCU, 2001-03

MISCELLANEOUS RECORDS

EAST vs. WEST

2016	East 10, West 7
2015	East 9, West 8
2014	West 9, East 8
2013	West 10, East 5
2012	West 10, East 9
2011	West 11, East 8
2010	East 10, West 9
2009	East 13, West 6
2008	West 10, East 9
2007	East 14, West 5
2006	West 13, East 6
2005	East 12, West 7

MOST WINS IN A SEASON

13	Marshall, 2014
13	Houston, 2011
12	WKU, 2015
12	Southern Miss, 2011
12	Tulane, 1998
11	WKU, 2016
11	Tulsa, 2012
11	UCF, 2010
11	Tulsa, 2008
11	Louisville, 2004
11	TCU, 2003
11	Louisville, 2001

MOST LOSSES IN A SEASON

13	Army, 2003
12	Southern Miss, 2012
11	North Texas, 2015
11	FIU, 2013
11	Southern Miss, 2013
11	Tulane, 2011
11	Memphis, 2010
11	SMU, 2008
11	SMU, 2007
11	East Carolina, 2003
11	Army, 2002
11	Houston, 2001

LONGEST OVERALL WINNING STREAK

13	Tulane (Nov. 22, 1997-Sept. 6, 1999)
12	Marshall (Dec. 27, 2013-Nov. 22, 2014)
12	Houston (Sept. 3, 2011-Nov. 26, 2011)
12	TCU (Nov. 30, 2002-Nov. 20, 2003)

LONGEST OVERALL LOSING STREAK

23	Southern Miss (Sept. 1, 2012-Nov. 23, 2013)
19	Army (Nov. 23, 2002-Oct. 9, 2004)
15	Houston (Oct. 28, 2000-Aug. 31, 2002)

LONGEST C-USA GAMES WINNING STREAK

14	Southern Miss (Oct. 10, 1998-Nov. 4, 2000)
13	WKU (Nov. 8, 2014-Oct. 6, 2016)
13	Southern Miss (Nov. 30, 2002-Nov. 6, 2004)

LONGEST C-USA GAMES LOSING STREAK

17	SMU (Nov. 25, 2006-Sept. 12, 2009)
15	Southern Miss (Sept. 15, 2012-Nov. 23, 2013)
14	Houston (Oct. 28, 2000-Oct. 19, 2002)

MOST IMPROVED WON-LOST RECORD

7	Houston (5-7 in 2010; 13-1 in 2011)
7	UCF (0-11 in 2004; 8-5 in 2005)
6.5	SMU (1-11 in 2008; 8-5 in 2009)
6.5	Rice (3-9 in 2007; 10-3 in 2008)
6	Louisville (1-10 in 1997; 7-5 in 1998)

MOST PLAYED SERIES

66	MT-WKU (Middle Tennessee leads 34-31-1)
----	---

48	USM-LT (Southern Miss leads 33-15)
25	NT-UTEP (North Texas leads 14-8-3)

LONGEST CURRENT SERIES WIN STREAK

9	Middle Tennessee over Florida Atlantic (dating to 2008)
5	Louisiana Tech over UAB (dating to 1996)
4	Louisiana Tech over UTEP (dating to 2013)
4	Marshall over Florida Atlantic (dating to 2013)
4	North Texas over Florida Atlantic (dating to 2010)
4	WKU over FIU (dating back to 2011)
4	WKU over North Texas (dating back to 2011)

300-YARD PASSING GAMES

SEASON

*14	Case Keenum, Houston, 2011
*14	Paul Smith, Tulsa
12	Case Keenum, Houston
12	Case Keenum, Houston
10	Brandon Doughty, WKU
10	Brandon Doughty, WKU
9	Nick Mullens, Southern Miss
9	Rakeem Cato, Marshall
8	Mike White, WKU
8	Dominique Davis, East Carolina
8	Chase Clement, Rice
8	Chris Redman, Louisville

*NCAA Record

CAREER

39	Case Keenum, Houston	2007-09
23	Chris Redman, Louisville	1996-99
20	Brandon Doughty, WKU	2014-15
18	Nick Mullens, Southern Miss	2013-16
17	Kevin Kolb, Houston	2003-06
16	Patrick Ramsey, Tulane	1998-01
15	Rakeem Cato, Marshall	2011-14
15	Paul Smith, Tulsa	2005-07
15	Gino Guidugli, Cincinnati	2001-03

100-YARD RUSHING GAMES

SEASON

*13	Kevin Smith, UCF	2007
10	Devon Johnson, Marshall	2014
10	DeAngelo Williams, Memphis	2005
10	DeAngelo Williams, Memphis	2004
10	DeAngelo Williams, Memphis	2003
9	Matt Forte', Tulane	2007
8	Ito Smith, Southern Miss	2016
8	Anthony Wales, WKU	2016
8	Jordan Howard, UAB	2014
8	Trey Watts, Tulsa, 2013	
8	Zach Line, SMU	2011
8	Joe Webb, UAB	2009
8	Donald Buckram, UTEP	2009
8	Anthony Alridge, Houston	2007
8	Damion Fletcher, Southern Miss	2007
8	Joffrey Reynolds, Houston	2002

*NCAA Record

CAREER

*34	DeAngelo Williams, MEM	2002-04
22	Kevin Smith, UCF	2005-07
22	Mewelde Moore, Tulane	2000-03
20	Zach Line, SMU	2009-12
20	Damion Fletcher, Southern Miss	2006-08
18	Ray Lawry, Old Dominion	2014-16
16	Kenneth Dixon, Louisiana Tech	2013-15
16	Matt Forte', Tulane	2004-07
15	Trey Watts, Tulsa	2010-13
15	Tarrion Adams, Tulsa	2005-08
15	Joffrey Reynolds, Houston	1999-02

*NCAA Record

100-YARD RECEIVING GAMES

SEASON

11	Trent Taylor, Louisiana Tech	2016
9	Taywan Taylor, WKU	2016
8	Richie James, Middle Tennessee	2016
8	Michael Thomas, Southern Miss	2015
8	Taywan Taylor, WKU	2015
8	Patrick Edwards, Houston	2011
8	Roddy White, UAB	2004
8	Brandon Middleton, Houston	2003
7	Trent Taylor, Louisiana Tech	2015
7	Ryan Grant, Tulane	2012
7	Aldrick Robinson, SMU	2010
7	James Casey, Rice	2008
7	Arnold Jackson, Louisville	1998

CAREER

20	Trent Taylor, Louisiana Tech	2013-16
19	Taywan Taylor, WKU	2014-16
17	Patrick Edwards, Houston	2008-11
16	Emmanuel Sanders, SMU	2006-09
15	Jarett Dillard, Rice	2005-08
15	Arnold Jackson, Louisville	1997-99
15	JaJuan Dawson, Tulane	1996-99
14	Aldrick Robinson, SMU	2007-10
13	Richie James, Middle Tennessee	2015-16
13	Roddy White, UAB	2001-04
13	Brandon Middleton, Houston	1999-03
12	Tommy Shuler, Marshall	2011-14
12	Vincent Marshall, Houston	2003-05
12	Roydell Williams, Tulane	2000-04
12	Adrian Burnette, Tulane	1997-00
12	Sherrad Gideon, Southern Miss	1996-99

3,000-YARD PASSERS

5,671	Case Keenum, Houston	2009
5,631	Case Keenum, Houston	2011
5,241	Case Keenum, Houston	2008
5,055	Brandon Doughty, WKU	2015
5,065	Paul Smith, Tulsa	2007
4,830	Brandon Doughty, WKU	2014
4,617	Ryan Higgins, Louisiana Tech	2016
4,476	Nick Mullens, Southern Miss	2015
4,363	Mike White, WKU	2016
4,201	Rakeem Cato, Marshall	2012
4,139	Shane Carden, East Carolina	2013
4,119	Chase Clement, Rice	2008
4,059	David Johnson, Tulsa	2008
4,042	Chris Redman, Louisville	1998
4,033	Jeff Driskel, Louisiana Tech	2015
4,005	Brent Stockstill, Middle Tennessee	2015
3,967	Dominique Davis, East Carolina	2010
3,916	Rakeem Cato, Marshall	2013
3,903	Rakeem Cato, Marshall	2014
3,828	Kyle Padron, SMU	2010
3,809	Kevin Kolb, Houston	2006
3,650	G.J. Kinne, Tulsa	2010
3,647	Chris Redman, Louisville	1999
3,585	Jordan Palmer, UTEP	2006
3,543	Gino Guidugli, Cincinnati	2002
3,503	Jordan Palmer, UTEP	2005
3,496	Austin Davis, Southern Miss	2011
3,476	Taylor Heinicke, Old Dominion	2014
3,436	Cody Sokol, Louisiana Tech	2014
3,410	Patrick Ramsey, Tulane	1999
3,377	Chase Clement, Rice	2007
3,344	Blake Bortles, UCF	2012
3,308	Trevor Vittatoe, UTEP	2009
3,278	Garrett Gilbert, SMU	2012
3,274	Trevor Vittatoe, UTEP	2008
3,272	Nick Mullens, Southern Miss	2016
3,258	Kevin Kolb, Houston	2005
3,233	Brent Stockstill, Middle Tennessee	2016
3,225	Dominique Davis, East Carolina	2011
3,220	Martin Hankins, Memphis	2007
3,190	Shane Carden, East Carolina	2012
3,182	J.J. McDermott, SMU	2011

3,180	Darrell Hackney, UAB	2005
3,174	Danny Wimprine, Memphis	2003
3,149	Bernard Morris, Marshall	2007
3,145	Stefan LeFors, Louisville	2003
3,131	Kevin Kolb, Houston	2003
3,128	Austin Davis, Southern Miss	2008
3,119	David Piland, Houston	2012
3,103	Austin Davis, Southern Miss	2010
3,101	Trevor Vittatoe, UTEP	2007
3,090	G.J. Kinne, Tulsa	2011

1,000-YARD RUSHERS

2,567	Kevin Smith, UCF	2007
2,127	Matt Forte', Tulane	2007
1,964	DeAngelo Williams, Memphis	2005
1,948	DeAngelo Williams, Memphis	2004
1,773	Aaron Jones, UTEP	2016
1,767	Devon Johnson, Marshall	2014
1,621	Anthony Wales, WKU	2016
1,545	Joffrey Reynolds, Houston	2002
1,597	Anthony Alridge, Houston	2007
1,587	Jordan Howard, UAB	2014
1,594	Donald Buckram, UTEP	2009
1,586	Damion Fletcher, Southern Miss	2007
1,561	I'Tavious Mathers, Middle Tennessee	2016
1,542	Leon Allen, WKU	2014
1,523	Tarrion Adams, Tulsa	2008
1,523	Ahmad Bradshaw, Marshall	2006
1,494	Zach Line, SMU	2010
1,459	Ito Smith, Southern Miss	2016
1,432	Leonard Henry, East Carolina	2001
1,430	DeAngelo Williams, Memphis	2003
1,427	Joe Webb, UAB	2009
1,423	Chris Johnson, East Carolina	2007
1,421	Mewelde Moore, Tulane	2001
1,388	Damion Fletcher, Southern Miss	2006
1,357	Andre Hall, USF	2004
1,361	DeMarco McCleskey, Cincinnati	2002
1,329	Trey Watts, Tulsa	2013
1,321	Aaron Jones, UTEP	2014
1,313	Damion Fletcher, Southern Miss	2008
1,299	Kenneth Dixon, Louisiana Tech	2014
1,289	Frank Moreau, Louisville	1999
1,280	Charles Ross, Rice, 2013	
1,278	Zach Line, SMU	2012
1,269	Carlton Jones, Army	2004
1,255	Ray Lawry, Old Dominion	2016
1,247	Bryce Beall, Houston	2008
1,245	Robert Cooper, Cincinnati	1999
1,239	Curtis Steele, Memphis	2009
1,239	Antowain Smith, Houston	1996
1,225	Tarrion Adams, Tulsa	2007
1,224	Zach Line, SMU	2011
1,223	Curtis Steele, Memphis	2008
1,199	Ketric Sanford, Houston	1999
1,194	Derrick Nix, Southern Miss	2002

1,193	Vintavious Cooper, East Carolina	2013
1,188	Shawnbrey McNeal, SMU	2009
1,180	Dominique Lindsay, East Carolina	2009
1,180	Derrick Nix, Southern Miss	1998
1,178	Kevin Smith, UCF	2005
1,166	Marcus Thomas, UTEP	2007
1,157	Michael Wallace, Army	2000
1,149	Anthony Evans, Houston	2003
1,140	Essray Taliaferro, Marshall	2013
1,138	Mewelde Moore, Tulane	2002
1,136	Ray Lawry, Old Dominion	2015
1,134	Leroy Collins, Louisville	1998
1,131	Darius Marshall, Marshall	2009
1,128	Ito Smith, Southern Miss	2015
1,128	Marvin Townes, East Carolina	2003
1,109	Brynn Harvey, UCF	2009
1,108	Trey Watts, Tulsa	2012
1,107	Robert Merrill, TCU	2003
1,106	Lataivus Murray, UCF	2012
1,098	Jalen Richard, Southern Miss	2015
1,096	Quentin Smith, Rice	2006
1,095	Darius Marshall, Memphis	2008
1,091	Anthony Wales, WKU	2015
1,075	Brandin Byrd, North Texas	2013
1,074	Jarred Craft, Louisiana Tech	2016
1,070	Kenneth Dixon, Louisiana Tech	2015
1,059	Gerard Arnold, Memphis	1998
1,054	Derrick Nix, Southern Miss	1999
1,054	Ketric Sanford, Houston	1998
1,049	Vintavious Cooper, East Carolina	2012
1,045	Harold Shaw, Southern Miss	1997
1,042	Jarveon Williams, UTSA	2015
1,037	Darrin Reaves, UAB	2012
1,037	Ryan Gilbert, Houston	2005
1,029	Art Brown, East Carolina	2002
1,029	Lonta Hobbs, TCU	2002
1,021	Devin Singletary, Florida Atlantic	2016
1,021	Joe Webb, UAB	2008
1,016	Andre Anderson, Tulane	2009
1,015	Damion Fletcher, Southern Miss	2009
1,012	Richard Hall, Cincinnati	2004

1,000-YARD RECEIVERS

1,803	Trent Taylor, Louisiana Tech	2016
1,752	Patrick Edwards, Houston	2011
1,730	Taywan Taylor, WKU	2016
1,625	Richie James, Middle Tennessee	2016
1,535	Carlos Henderson, Louisiana Tech	2016
1,467	Taywan Taylor, WKU	2015
1,456	Donnie Avery, Houston	2007
1,452	Roddy White, UAB	2004
1,391	Michael Thomas, Southern Miss	2015
1,346	Richie James, Middle Tennessee	2015
1,339	Emmanuel Sanders, SMU	2009
1,329	James Casey, Rice	2008
1,319	Johnnie Lee Higgins, UTEP	2006

1,318	Nicholas Norris, WKU	2016
1,310	Jarett Dillard, Rice	2008
1,301	Aldrick Robinson, SMU	2010
1,284	Justin Hardy, East Carolina	2013
1,282	Trent Taylor, Louisiana Tech	2015
1,250	Brandon Middleton, Houston	2003
1,247	Jarett Dillard, Rice	2006
1,244	Brennan Marion, Tulsa	2007
1,235	Garrett Mills, Tulsa	2005
1,229	Justin Johnson, Houston	2011
1,214	James Cleveland, Houston	2009
1,213	J.R. Russell, Louisville	2003
1,209	Arnold Jackson, Louisville	1999
1,195	Brandon Marshall, UCF	2005
1,188	Deion Branch, Louisville	2001
1,186	Sherrod Gideon, Southern Miss	1998
1,178	Mike Walker, UCF	2006
1,175	Arnold Jackson, Louisville	1998
1,174	P.J. Franklin, Tulane	1998
1,165	Allenzae Staggers, Southern Miss	2016
1,165	Tommy Shuler, Marshall	2013
1,149	Ryan Grant, Tulane	2012
1,138	Tommy Shuler, Marshall	2014
1,138	Tommy Shuler, Marshall	2012
1,131	Damaris Johnson, Tulsa	2009
1,123	Dwayne Harris, East Carolina	2010
1,117	DeAndre Brown, Southern Miss	2008
1,116	Lance Lewis, East Carolina	2010
1,114	Jon Olinger, Cincinnati	2002
1,113	Jeremy Williams, Tulane	2009
1,112	Brennan Marion, Tulsa	2008
1,105	Justin Hardy, East Carolina	2012
1,100	Patrick Edwards, Houston	2010
1,095	Adrian Burnette, Tulane	1999
1,088	Trae Johnson, Tulsa	2007
1,075	Adrian Burnette, Tulane	2000
1,070	Kris Adams, UTEP	2010
1,060	Cole Beasley, SMU	2010
1,057	Jarett Dillard, Rice	2007
1,048	Ed Batties, Middle Tennessee	2015
1,047	Aldrick Robinson, SMU	2008
1,040	Vincent Marshall, Houston	2004
1,039	Ryan Grant, Tulane	2013
1,036	JaJuan Dawson, Tulane	1999
1,029	Tyron Carrier, Houston	2009
1,028	Hannibal Thomas, Cincinnati	2004
1,026	Tyron Carrier, Houston	2008
1,024	Charles Clay, Tulsa	2007
1,024	Aundrae Allison, East Carolina	2005
1,021	Patrick Edwards, Houston	2009
1,019	Antonio Vaughn, Old Dominion	2014
1,016	Deion Branch, Louisville	2000
1,012	Reggie Harrell, TCU	2003
1,008	Sherrod Gideon, Southern Miss	1997
1,006	Roydell Williams, Tulane	2003

C-USA TEAMS IN THE FINAL POLLS

2016

WKU (received votes in AP and Coaches Polls)

2015

WKU (24th in AP; received votes in Coaches Poll)

Marshall (received votes in Coaches Poll)

2014

Marshall (23 AP, 22 USA Today Coaches)

Louisiana Tech (received votes in Coaches Poll)

2013

East Carolina (received votes in both polls)

Marshall (received votes in Coaches Poll)

North Texas (received votes in Coaches Poll)

2012

Tulsa (received votes in both polls)

UCF (received votes in both polls)

2011

Houston (18 AP, 14 USA Today Coaches)

Southern Miss (20 AP, 19 USA Today Coaches)

2010

UCF (21 AP, 20 ESPN/USA Today Coaches)

Tulsa (24 AP)

2009

East Carolina (received votes in Coaches Poll)

Houston (received votes in Coaches Poll)

SMU (received votes in Coaches Poll)

2008

Tulsa (received votes in both polls)

Rice (received votes in both polls)

Houston (received votes in Coaches Poll)

2007

Tulsa (received votes in both polls)

UCF (received votes in Coaches Poll)

2006

Houston (received votes in Coaches Poll)

2005

Tulsa (received votes in both polls)

2004

Louisville (6 AP, 7 ESPN/USA Today)

2003

TCU (25 AP, 24 ESPN/USA Today)

2002

TCU (23 AP, 22 ESPN/USA Today)

2001

Louisville (17 AP, 16 ESPN/USA Today)

2000

Louisville (received votes in both polls)

Southern Miss (received votes in both polls)

East Carolina (received votes in both polls)

1999

Southern Miss (14 AP, 13 ESPN/USA Today)

East Carolina (received votes in both polls)

1998

Tulane (7 AP, 7 ESPN/USA Today)

1997

Southern Miss (19 AP, 19 ESPN/USA Today)

2016 - BOWLING GREEN, Ky.

(Houchens Stadium)

WKU 58, LOUISIANA TECH 44

MVP: Anthony Wales, RB, WKU

Anthony Wales rushed for 209 yards and four touchdowns, Mike White threw for 421 yards and three more scores and WKU defeated Louisiana Tech, 58-44, on Saturday in the Dynacraft Conference USA Championship Game.

The Hilltoppers (10-3) and Bulldogs (8-5), who won the regular-season matchup 55-52 on Oct. 6, combined for 1,163 yards of total offense in the highest scoring championship game, not only in C-USA history, but of any FBS Conference championship game. It is the second straight title for WKU, which becomes just the second C-USA school to win back-to-back championship games. Both the Hilltoppers and LA Tech are headed to bowl games for the third year in a row, with bowl announcements set for Sunday afternoon.

Wales was named the game's MVP after setting a new C-USA Championship record with five total touchdowns. He finished with 262 yards of total offense, catching five passes for 53 yards in addition to his work on the ground.

"I thought it was one heck of a football game and what championship games should be about," said WKU head coach Jeff Brohm. "There was a lot of high scoring going back and forth with plays being made. We were for fortunate enough to make more in the end and found a way to win."



Anthony Wales was named MVP after setting a new C-USA Championship record with five total touchdowns. He finished with 262 yards of total offense, including 209 on the ground.

After both teams traded field goals on their opening drives, Wales gave WKU a 10-3 lead with a 15-yard touchdown run. That marked the 10th consecutive game that Wales has scored at least one TD. Wales added his second scoring run on a 28-yard jaunt to make it the highest scoring first quarter in C-USA Championship Game history. It was his eighth multiple-TD game of the season.

Louisiana Tech tied it up at 17-17 when Ryan Higgins hit Carlos Henderson on a 15-yard scoring strike, Henderson's 21st TD of the season. WKU pulled back in the lead on a 10-yard TD pass from Mike White to Wales, a score set up by a 55-yard White to Taywan Taylor pass two plays earlier.

Louisiana Tech evened the game early in the second quarter when Ryan Higgins tossed a five-yard TD to Jarred Craft, pushing Higgins over the 200-yard passing mark just 19 minutes into the game.

Forty-nine seconds later, WKU reclaimed the lead when White hit Taylor on a 45-yard pass play for Taylor's second score of the game. After LA Tech booted a field goal, WKU used a 57-yard kickoff return by Kylan Towner to set up the Hilltoppers sixth scoring drive, culminating in a three-yard TD pass from White to Taylor.

After the highest scoring first half in C-USA Championship history, LA Tech struck first in the third quarter, as Higgins hit a wide-open Kam McKnight for a 53-yard touchdown. Three minutes later, McKnight would then put the Bulldogs into their first lead of the game with a one-yard scoring run on fourth down to make it 41-38.

After Skyler Simcox tied the game at 41-41 for WKU, Wales put the Hilltoppers back in the lead with his championship-record-tying fourth touchdown of the day, a 15-yard run. Wales set the record on the final score of the day, a 13-yard run with 58 seconds to play for his fifth TD of the game.

White was 21-of-31 for 421 yards, with Taywan Taylor grabbing seven passes for 194 yards and two touchdowns.

For LA Tech, Higgins was 35-of-57 passing for 502 yards and three touchdowns, while



WKU became just the second school to win the Conference USA Championship Game in back-to-back seasons.

Henderson caught nine passes for 202 receiving yards and a touchdown. Trent Taylor added 108 receiving yards of his own, while Kam McKnight saw the end zone twice, once through the air and another on the ground.

LA Tech	17	10	14	3	44
WKU	24	14	10	10	- 58

Scoring Summary:

1st Quarter

WKU - Skyler Simcox 32 yd field goal, 11:56
 LT - Jonathan Barnes 25 yd field goal, 10:18
 WKU - Anthony Wales 15 yd run (Skyler Simcox kick), 7:40
 LT - L'Jarius Sneed 48 yd interception return (Jonathan Barnes kick), 5:43
 WKU - Anthony Wales 26 yd run (Skyler Simcox kick), 3:38
 LT - Carlos Henderson 6 yd pass from Ryan Higgins (Jonathan Barnes kick), 1:34
 WKU - Anthony Wales 10 yd pass from Mike White (Skyler Simcox kick), 0:00

2nd quarter

LT - Jarred Craft 5 yd pass from Ryan Higgins (Jonathan Barnes kick), 11:06
 WKU - Taywan Taylor 45 yd pass from Mike White (Skyler Simcox kick), 10:17
 LT - Jonathan Barnes 36 yd field goal, 8:26
 WKU - Taywan Taylor 4 yd pass from Mike White (Skyler Simcox kick), 5:05

3rd Quarter

LT - Kam McKnight 53 yd pass from Ryan Higgins (Jonathan Barnes kick), 13:15
 LT - Kam McKnight 1 yd run (Jonathan Barnes kick), 10:17
 WKU - Skyler Simcox 28 yd field goal, 5:45
 WKU - Anthony Wales 15 yd run (Skyler Simcox kick), 4:05

4th Quarter

LT - Jonathan Barnes 24 yd field goal, 14:08
 WKU - Skyler Simcox 34 yd field goal, 7:19
 WKU - Anthony Wales 13 yd run (Skyler Simcox kick), 0:58

Individual Leaders

Rushing: LT - Boston Scott (9-25); WKU - Anthony Wales (36-209)
Passing: LT - Ryan Higgins (35-57-1-3, 502 yards); WKU - Mike White (21-31-3-1, 421 yards)
Receiving: LT - Carlos Henderson (9-202); WKU - Taywan Taylor (7-194)
Tackles: LT - Brandon Durman (5-3-8); WKU - T.J. McCollum (6-4-10)

2015 - BOWLING GREEN, Ky. (Houchens Stadium)

WKU 45, SOUTHERN MISS 28

MVP: Brandon Doughty, QB, WKU

Brandon Doughty threw for 410 yards with three touchdown passes and ran for another to lead WKU to a come-from-behind win over Southern Miss, 45-28, in the Conference USA Championship Game on Saturday in Bowling Green, Ky.

Doughty finished with 34 completions in 52 attempts, shaking off a first-half interception that helped put the East Division champion Hilltoppers in a 14-point first-half hole.

The Hilltoppers (11-2, 8-0) trailed 21-7 at the 9:46 mark of the first half and 28-21 early in the third quarter before scoring 24 unanswered points to put the game away and claim their first C-USA championship.

WKU becomes the first team to finish the regular season in unbeaten in league play and then win the C-USA Championship Game.

After throwing for just two yards in the first quarter, Doughty passed for 408 yards over the final three quarters of the game.

Taywan Taylor had eight catches for 165 yards and two touchdowns for WKU.

Nick Mullens was 15 of 30 for 181 yards with a touchdown for Southern Miss, but threw three costly interceptions.

WKU scored on its first possession of the game on Doughty's 5-yard touchdown pass to Antwane Grant, but the Golden Eagles (9-4, 7-1) scored 21 straight points to take a two-score lead in the second quarter.

Southern Miss benefited from two short WKU punts, getting the football at the WKU 45 and going five plays for a score with Jalen

Richard capping the drive from two yards away to tie the game.

On the next series, Southern Miss took over at the Hilltopper 32 and scored six plays later on Michael Thomas' 5-yard touchdown reception from Mullens.

The Golden Eagles built on their lead when Kalan Reed intercepted Doughty's pass and returned it 40 yards for a score.

But the Hilltoppers scored two touchdowns in the final 2:52 of the first half to tie the game. WKU first went 75 yards in 19 plays, with Doughty scoring on a 3-yard scramble to cut into the Southern Miss lead.

Then, with 1:11 to go, the Hilltoppers took possession at their own 3. Doughty marched WKU downfield, getting the tying touchdown on a 2-yard pass to Taylor with 11 seconds in the half.

Southern Miss regained the lead on its first possession of the second half. Ito Smith broke through the line and raced 37 yards to put the Eagles up 28-21.

WKU answered with Garrett Schwettman's 37-yard field goal to cut the lead to 28-24.

On the ensuing possession, Hilltoppers cornerback Wonderful Terry picked off Mullens' pass and returned it to his own 33. From there, WKU took the lead, going 67 yards in five plays with a 39-yard touchdown pass from Doughty to Taylor, putting WKU ahead for good with 1:19 to play in the third.

The Hilltoppers continued to pad the lead as Doughty hit Taylor on a 54-yard pass that



WKU QB Brandon Doughty was named MVP after throwing for 410 yards and three touchdowns

set up Andre Ferby's 2-yard touchdown to push the lead to 38-28. Ferby then capped another touchdown drive with 5:01 to play to ice the game.

WKU becomes the eighth different school to win the C-USA Championship game in its 11-year history.

Southern Miss	7	14	7	0	28
WKU	7	14	10	14	45

Scoring Summary:

1st Quarter

WKU - Antwane Grant 5 yd pass from Brandon Doughty (Garrett Schwettman kick), 12:29
 USM - Jalen Richard 2 yd run (Stephen Brauchle kick), 6:56

2nd Quarter

USM - Michael Thomas 5 yd pass from Nick Mullens (Stephen Brauchle kick), 11:26
 USM - Kalan Reed 40 yd interception return (Stephen Brauchle kick), 9:46
 WKU - Brandon Doughty 3 yd run (Garrett Schwettman kick), 2:52
 WKU - Taywan Taylor 2 yd pass from Brandon Doughty (Garrett Schwettman kick), 0:11

3rd Quarter

USM - Ito Smith 37 yd run (Stephen Brauchle kick), 12:04
 WKU - Garrett Schwettman 37 yd field goal, 1:27
 WKU - Taywan Taylor 39 yd pass from Brandon Doughty (Garrett Schwettman kick), 1:19

4th Quarter

WKU - De'Andre Ferby 3 yd run (Garrett Schwettman kick), 13:57
 WKU - De'Andre Ferby 2 yd run (Garrett Schwettman kick), 5:01

Individual Leaders

Rushing: USM - Ito Smith (15-105); WKU - De'Andre Ferby (21-57)

Passing: USM - Nick Mullens (15-30-1-3, 181 yards); WKU - Brandon Doughty (34-52-3-1, 410 yards)

Receiving: USM - Michael Thomas (6-90); WKU - Taylor Taylor (8-165)

Tackles: USM - Cornell Armstrong (8-2-10); WKU - Branden Larson (5-2-7)



WKU became the first team to go undefeated in conference play and then win the league's Championship Game in the same season.

2014 - HUNTINGTON, W. Va. (Joan C. Edwards Stadium)

MARSHALL 26, LOUISIANA TECH 23

MVP: Justin Haig, K, Marshall

Rakeem Cato's five-yard touchdown pass to Deon-Tay McManus in the corner of the end zone with 1:50 to play rallied Marshall to a 26-23 victory over Louisiana Tech in the 2014 Conference USA Football Championship Game and earned the Thundering Herd its first C-USA title.

The scoring strike was Cato's second of the game to McManus and marked a sparkling end to the senior's home career. After setting numerous school, conference and NCAA records, Cato walked off the field at Joan C. Edwards Stadium for the final time with his first conference championship.

"That's been my main goal since I walked on campus," said Cato. "I wanted to come here, start the tradition over again, and win a championship. We finally got it done today, December 6th, 2014."

Marshall head coach Doc Holliday praised the accomplishment for Cato: "I told him after the game, you know what you have all of these records and he has everything that has happened here but what was not on his resume was a championship. Now with him



Justin Haig was named MVP after kicking four field goals, including three of 40 yards or longer.



winning that championship, you can talk about him with the same breath as you do Chad [Pennington] and Byron [Leftwich] because they did that and they got that done here. Now he's got that done. That kid has meant so much to this program."

Cato finished 25-of-46 for 308 yards, hitting longtime teammate Tommy Shuler seven times for 84 yards. McManus, who became the fifth player in C-USA Championship game history to catch two touchdowns, finished with four grabs for 41 yards.

Louisiana Tech held a 10-0 lead after the first quarter. Jonathan Barnes put the Bulldogs on the board with a 26-yard field goal midway through the opening period. Kenneth Dixon extended the LA Tech lead to 10-0 with a 33-yard touchdown run at 2:53 of the first, tying the school record with his 57th career touchdown.

After Marshall got on the board with a six-yard scoring strike from Rakeem Cato to Deon-Tay McManus, Dixon would break the school's all-time TD mark seven minutes into the second quarter with a 30-yard run that pushed the Bulldogs back up by 10.

Justin Haig would finish off the first half scoring with a pair of field goals in the final four minutes. His first was a 40-yarder and his second was a career-long 46-yarder on the final play of the half that tied the C-USA Championship Game record.

Haig tied the C-USA Championship Game record with another 40-yard field goal in the third quarter, becoming the first player in title game annals to hit three field goals from 40 yards or longer.

Following a blocked punt, Dixon scored his third touchdown of the game on a 19-yard run with 18 seconds remaining in the third quarter. The score put LA Tech up 23-16 when the PAT failed.

All three of Dixon's TD runs came following a Marshall miscue (two fumbles and one blocked punt).

Haig, who was named the game's Most Valuable Player, cut the lead to 23-19 with his C-USA Championship Game record fourth field goal with 8:34 to play.

On the ensuing drive, Louisiana Tech drove to the 31-yard line, but Kyle Fischer's 49-yard field goal was wide left. Marshall



Tommy Shuler and Marshall celebrate the Thundering Herd's first C-USA Championship.

took over and went 68 yards in 11 plays for what proved to be the game-winning score.

Marshall becomes the seventh different school to win the C-USA Championship game in its 10-year history. The Thundering Herd becomes the third team in C-USA's 19 football seasons to win 12 games, joining the 1998 Tulane and 2011 Southern Miss squads.

LA Tech	10	7	6	0	23
Marshall	0	13	3	10	- 26

Scoring Summary:

1st Quarter

LT - Jonathan Barnes 26 yd field goal, 7:54
LT - Kenneth Dixon 33 yd run (Jonathan Barnes kick), 2:53

2nd quarter

MAR - Deon-Tay McManus 6 yd pass from Rakeem Cato, 14:57
LT - Kenneth Dixon 30 yd run (Jonathan Barnes kick), 7:41
MAR - Justin Haig 40 yd field goal, 3:52
MAR - Justin Haig 46 yd field goal, 0:00

3rd Quarter

MAR - Justin Haig 40 yd field goal, 10:26
LT - Kenneth Dixon 19 yd run (Jonathan Barnes kick failed), 0:18

4th Quarter

MAR - Justin Haig 24 yd field goal, 8:34
MAR - Deon-Tay McManus 5 yd pass from Rakeem Cato (Justin Haig kick), 1:50

Individual Leaders

Rushing: MAR - Remi Watson (9-40); LT - Kenneth Dixon (20-156)

Passing: MAR - Rakeem Cato (25-46-1-2, 308 yards); LT - Cody Sokol (7-20-1-0, 72 yards)

Receiving: MAR - Tommy Shuler (7-84); LT - Hunter Lee (2-13)

Tackles: MAR - Neville Hewitt (1-13-14); LT - Nick Thomason (4-8-12)



Rice captured its first conference championship since 1957 with a 41-24 win over Marshall.

2013 - HOUSTON, Texas (Rice Stadium)

RICE 41, MARSHALL 24
MVP: Luke Turner, Rice

Rice clinched its first outright conference title since 1957, running over Marshall, 41-24, in the Conference USA Championship Game.

The Owls (10-3) relied on their bruising ground attack to subdue the Herd (9-4), with running backs Charles Ross and Luke Turner delivering via versatility. Rice gained 250 of its 489 yards on the ground.

Ross rushed for 109 yards and two touchdowns, upping his season total to 14 and matching the program single-season mark set by Trevor Cobb in 1991. Turner passed for two touchdowns, doubling his career total.

The Owls' defense was exceptional, limiting the Herd to 371 yards and just 4.8 yards per play. Marshall averaged 53 points during the five-game winning streak it carried into its first C-USA Championship Game appearance.

Herd quarterback Rakeem Cato passed for 265 yards and two touchdowns in the loss.

The Owls stuffed Marshall tight end Devon Johnson on fourth down with 8:59 left to play. Two plays later, Ross rumbled in for a 16-yard touchdown that capped the scoring and the Owls' first C-USA crown.

Rice scored on its opening possession for the 12th time this season, covering 82 yards over 10 plays in grabbing a 7-0 lead. The Owls' effective run-pass mix set the stage for a trick play that culminated the march, with Turner completing a 35-yard halfback pass to Donte Moore for a touchdown at the 10:15 mark of the first quarter.

Rice opened the drive with three consecutive pass attempts and followed with four successive run plays. When Turner took the halfback toss from quarterback Taylor McHargue, the Herd secondary advanced to fill running lanes and lost coverage, leaving Moore with an open expanse to the end zone.

Rice was less methodical on its second possession, with McHargue and Jordan Taylor teaming on a 75-yard score on the second snap. That pass play was the longest in C-USA championship game history and represented a career long for Taylor, who completed the half with 131 yards.

Marshall, meanwhile, struggled to get its prolific offense rolling. The Herd managed only 58 yards in the first quarter and closed its opening two possessions with punts. Its initial scoring drive covered 64 yards yet required a dozen plays and eventually bogged down at the Rice 9.

The Herd, the league leaders in total offense (513.2 yards per game) and scoring offense (44.6 points per game), settled for a 27-yard field goal from Justin Haig that cut the deficit to 14-3 with 12:21 remaining in the half. Marshall managed to complete its ensuing possession with a 1-yard Devon Johnson touchdown run at the 9:18 mark of the second quarter, but that followed a brisk 4-play, 62-yard touchdown drive by the Owls.

Rice surprised Marshall with a hastened pace in extending to a 21-3 lead, catching the



Running back Luke Turner earned MVP honors after throwing two touchdowns and rushing for 49 yards.

Herd flat-footed in the process. McHargue opened with pass plays of 28 and 20 yards to Darrion Pollard and Taylor before Ross covered the final 14 yards on the ground, including a bruising 4-yard scoring run just 52 seconds after the possession began.

Marshall	0	10	0	14	-	24
Rice	14	7	13	7	-	41

Scoring Summary:

1st Quarter

RICE - Donte Moore 35 yd pass from Luke Turner (Chris Boswell kick), 10:15
 RICE - Jordan Haig 75 yd pass from Taylor McHargue (Chris Boswell kick), 8:05

2nd Quarter

MAR - Justin Haig 27 yd field goal, 12:21
 RICE - Charles Ross 4 yd run (Chris Boswell kick), 11:29
 MAR - Devon Johnson 1 yd run (Justin Haig kick), 9:18

3rd Quarter

RICE - Darik Dillard 17 yd run (Chris Boswell kick failed), 5:34
 RICE - Connor Cella 8 yd pass from Luke Turner (Chris Boswell kick), 0:24

4th Quarter

MAR - Essray Taliaferro 7 yd pass from Rakeem Cato (Justin Haig kick), 11:02
 RICE - Charles Ross 16 yd run (Chris Boswell kick), 8:09
 MAR - Devon Smith 3 yd pass from Rakeem Cato (Justin Haig kick), 5:35

Individual Leaders

Rushing: MAR - Essray Taliaferro (17-53); RICE - Charles Ross (18-109)
Passing: MAR - Rakeem Cato (24-41-1-2, 265 yards); RICE - Taylor McHargue (8-16-0-1, 196 yards)
Receiving: MAR - Tommy Shuler (8-78); RICE - Jordan Taylor (6-131)
Tackles: MAR - Evan McKelvey (7-3-10); RICE - Michael Kutzler (5-2-7)





Tulsa captured its second C-USA Football title, defeating UCF in the first overtime game in C-USA Championship Game history.



Trey Watts was named MVP after finishing with 134 rushing yards, 221 all-purpose yards and two touchdowns.

2012 - TULSA, Okla. (H.A. Chapman Stadium)

TULSA 33, UCF 27 (OT)
MVP: Trey Watts, Tulsa

Alex Singleton ran for 100 yards and plunged over the top for a one-yard score in overtime to lift Tulsa to a 33-27 victory over UCF on Saturday in the Conference USA Championship Game.

Tulsa won the C-USA Championship for the first time since 2005 and earned an invite to the AutoZone Liberty Bowl.

Singleton came up with just the second 100-yard game of his career, breaking the school record for touchdowns in the process. He also had a 7-yard score in the second quarter to break Tarrion Adams' mark with his 40th overall touchdown and 39th on the ground.

After Cory Dorris blocked Shawn Moffitt's 38-yard field goal on Central Florida's possession to start overtime, Tulsa (10-3) kept the ball on the ground on five straight plays. Singleton was initially given a touchdown on second-and-goal, but officials ruled on replay that he was down inside the 1.

That was no problem for the burly back whose specialty is short yardage.

UCF quarterback Blake Bortles accounted for three touchdowns for UCF (9-4).

The Golden Hurricane tied it at 27 with 5:06 remaining when Trey Watts picked up a punt that had been batted forward by UCF's Kemal Ishmael and raced 54 yards up the Tulsa sideline for a touchdown. A.J. Bouye blocked Daniel Schwarz's extra-point attempt to preserve the tie.

Tulsa limited Latavius Murray to short

gains and then forced an incomplete pass by Bortles in overtime, leading to Moffitt's field goal try.

The Golden Hurricane dumped a cooler on coach Bill Blankenship after what looked like the game-winning touchdown, but got to celebrate again after Singleton's "second" score. Offensive lineman Jared Grigg zoomed around the field to hold up a Conference USA Champions sign to the crowd, and the team mobbed near midfield to accept a bid to the Liberty Bowl.

UCF will play in the Beef 'O' Brady's Bowl in St. Petersburg, Fla.

It was the third time the teams have met in the Conference USA Championship Game since

2005. Tulsa won it in '05, with the Golden Knights taking the crown in '07. The Golden Hurricane took the rubber match by winning the second meeting between the teams at H.A. Chapman Stadium in three weeks.

Watts, the son of ex-Oklahoma quarterback and congressman J.C. Watts, had 134 yards rushing. Cody Green threw for 153 yards, with just 41 after halftime as the Golden Hurricane relied on their ground game to produce its ninth 200-yard performance of the season.

Bortles threw for 194 yards and a pair of 8-yard touchdown passes to Breshad Perriman and Quincy McDuffie. He also ran for 60 yards and another score.

Murray became the first player in UCF history to rush for touchdowns in eight straight games in a single season, scoring on

a 2-yard TD run to cut Tulsa's lead to 21-20. The extra point was blocked by Trent Martin, but Bortles' 28-yard scramble put the Golden Knights up, 27-21, late in the third quarter.

UCF then had back-to-back three-and-outs before Watts tied it with his return.

UCF	0	14	13	0	0	-	27
Tulsa	7	14	0	6	6	-	33

Scoring Summary:

1st Quarter

TLS - Thomas Roberson 20 yd pass from Cody Green (Daniel Schwarz kick), 9:28

2nd Quarter

UCF - Breshad Perriman 8 yd pass from Blake Bortles (Shawn Moffitt kick), 14:13

UCF - Quincy McDuffie 8 yd pass from Blake Bortles (Shawn Moffitt kick), 4:53

TLS - Alex Singleton 7 yd run (Daniel Schwarz kick), 2:35

TLS - Ja'Terian Douglas 2 yd run (Daniel Schwarz kick), 0:00

3rd Quarter

UCF - Latavius Murray 2 yd run (Shawn Moffitt kick blocked), 4:23

UCF - Blake Bortles 28 yd run (Shawn Moffitt kick), 2:19

4th Quarter

TLS - Trey Watts 54 yd punt return (Daniel Schwarz kick blocked), 5:06

Overtime

TLS - Alex Singleton 1 yd run, 0:00

Individual Leaders

Rushing: UCF - Latavius Murray (21-71); TLS - Trey Watts (25-134)

Passing: UCF - Blake Bortles (14-32-0-2, 194 yards); TLS - Cody Green (14-25-1-1, 153 yards)

Receiving: UCF - Breshad Perriman (3-65); TLS - Thomas Roberson (4-68)

Tackles: UCF - Kemal Ishmael (8-6-14); TLS - Dexter McCoil (5-6-11)





Southern Miss celebrates its first C-USA Championship Game victory and the school's fifth C-USA Football title.



Tracey Lampley was named Most Valuable Player after posting 240 all-purpose yards and two touchdowns.

2011 - HOUSTON, Texas (Robertson Stadium)

SOUTHERN MISS 49, HOUSTON 28
MVP: Tracey Lampley, Southern Miss

No. 23 Southern Miss claimed its first Conference USA Football Championship Game victory with a 49-28 win at No. 6 Houston. Golden Eagles wide receiver Tracey Lampley was named the game's Most Valuable Player after posting 240 all-purpose yards and two touchdown catches.

Southern Miss (11-2, 6-2 C-USA) scored the game's first 14 points and would never trail en route to posting a C-USA Championship Game-record 49 points and seven touchdowns.

What began as a defensive battle that included five punts, a missed field goal and a turnover on downs during the first seven combined possessions turned into an offensive show when senior quarterback Austin Davis hit Ryan Balentine with a 14-yard pass to open the scoring with 1:09 remaining in the opening quarter.

After forcing Houston (12-1, 8-0 C-USA) into its fourth punt in five possessions, Southern Miss began the second quarter with a three-play, 36-yard drive that took 59 seconds to open up a 14-0 lead over a Cougar team that had faced just one 14-0 deficit all season.

Houston would answer with its first touchdown of the day on its ensuing possession, sustaining an 11-play, 65-yard drive that was capped off by a nine-yard touchdown pass from Case Keenum to Justin Johnson.

After its defense forced a three-and-out on the next Southern Miss possession,

Houston evened the score at 14 with a Michael Hayes 1-yard touchdown dive that followed a 50-yard Keenum-to-Johnson pass down the middle of the field.

Davis and the Golden Eagles had an immediate answer, capping a five-play drive with a 69-yard strike to Dominique Sullivan to regain the lead and take a 21-14 advantage into halftime. The pass play was the longest in C-USA Championship Game history.

Southern Miss increased the lead with the help of its special teams when Furious Bradley blocked and recovered a Houston punt, then rambled 11 yards for the touchdown.

A promising Houston drive was cut off when Keenum's back-shoulder throw attempt was intercepted in the end zone by Deron Wilson for a touchback. Three plays later, Houston would return the favor as Phillip Steward corralled a deflected pass by Davis and took it to the Southern Miss 4-yard line.

Michael Hayes would punch it in on the next play for Houston and again pull within one score, 28-21.

The Golden Eagle offense answered back, piecing together an 11-play, 80-yard touchdown drive the featured four plays longer than 10 yards that was capped by a 17-yard scamper by Desmond Johnson to make the score 35-21.

Another quick series from Houston that ended in a punt was countered by another quick-attack Southern Miss scoring drive. The three-play 81-yard drive saw Davis find

Lampley on a 61-yard touchdown pass with less than a minute remaining in the third quarter.

Each team would add another touchdown in the final quarter to render the final score of 49-28.

The victory gave Southern Miss its first C-USA football championship since 2003.

Southern Miss	7	14	21	7	-	49
Houston	0	14	7	7	-	28

Scoring Summary:

1st Quarter

USM - Ryan Ballentine 14 yd pass from Austin Davis (Danny Hrapmann kick), 1:09

2nd Quarter

USM - Tracey Lampley 16 yd pass from Austin Davis (Danny Hrapmann kick), 13:08

HOU - Justin Johnson 9 yd pass from Case Keenum (Matt Hogan kick), 7:48

HOU - Michael Hayes 1 yd run (Matt Hogan kick), 5:47

USM - Dominique Sullivan 69 yd pass from Austin Davis (Danny Hrapmann kick), 4:16

3rd Quarter

USM - Furious Bradley 11 yd blocked punt return (Danny Hrapmann kick), 11:35

HOU - Michael Hayes 4 yd run (Matt Hogan kick), 7:05

USM - Desmond Johnson 17 yd run (Danny Hrapmann kick), 3:18

USM - Tracey Lampley 61 yd pass from Austin Davis (Danny Hrapmann kick), 0:54

4th Quarter

USM - Ronnie Thornton 26 yd interception return (Danny Hrapmann kick), 2:41

HOU - Justin Johnson 13 yd pass from Case Keenum (Matt Hogan kick), 0:03

Individual Leaders

Rushing: USM - Tracey Lampley (14-71); HOU - Michael Hayes (15-50)

Passing: USM - Austin Davis (17-33-1-4, 279 yards); HOU - Case Keenum (41-67-2-2, 373 yards)

Receiving: USM - Tracey Lampley (6-125); HOU - Justin Johnson (12-171)

Tackles: USM - Ronnie Thornton (4-10-14); HOU - Marcus McGraw (4-7-11)





UCF claimed its second C-USA title in four years with a 17-7 win over SMU in the 2010 Championship Game.



Freshman QB Jeff Godfrey guided the Knights offense to victory by completing 15-of-19 passes for 167 yards.

2010 - ORLANDO, Fla. (Bright House Networks Stadium)

UCF 17, SMU 7

MVP: Latavius Murray, UCF

Fueled by a two-touchdown performance by running back Latavius Murray, the UCF Knights earned a 17-7 win over SMU to claim the 2010 Conference USA Football Championship. The Knights claimed their second C-USA Championship title in the past four years. UCF also accepted the bid to compete in the 2010 AutoZone Liberty Bowl with the win.

Jeff Godfrey completed 15 of 19 passes for 167 yards, including a 5-yard TD throw to Murray to finish a long scoring drive in the opening quarter. Murray also scored his 10th rushing TD of the season, breaking a 36-yard run to make it 17-0 in the third quarter.

SMU (7-6), which was trying to win its first league championship since sharing the Southwest Conference crown in 1984, scored on Kyle Padron's 22-yard pass to Aldrick Robinson early in the fourth quarter.

Padron was 18-of-34 for 220 yards passing, but he also was intercepted twice and sacked five times. He drove his team into UCF territory in the closing minutes, only to have the Knights stop the threat on downs with their final sack.

UCF won for the eighth time in nine games, including three in a row since a 31-21 loss to Southern Miss ended a brief stay in the Top 25.

The first national ranking in the program's 30-year history lasted one week, yet accentuates just how far the Knights have come since going 0-11 in 2004 -- George O'Leary's first season and the year before UCF joined Conference USA.

SMU's turnaround in three years under former NFL and Hawaii coach June Jones has been just as impressive. Finally showing signs of recovering from being hit with the NCAA death penalty for rules violations,

the Mustangs are headed to bowl games in consecutive seasons for the first time since 1983 and 1984.

UCF set the tone for a dominating performance, marching 73 yards in 13 plays following

the opening kickoff to take a 7-0 lead on Godfrey's short TD throw to Murray. Nick Cattoi's 29-yard field goal made it 10-0 on the final play of the first half.

The Knights held the ball for more than 13 minutes of the first quarter, and the combined 10 points for the teams were the fewest scored in an opening half in the six-year history of the Conference USA Championship Game.

Murray's second touchdown finished an eight-play, 85-yard drive that extended UCF's lead to 17 heading into the fourth quarter.

The 6-foot-3, 221-pound running back was voted the game's most valuable

player. He carried 22 times while sharing the workload with Ronnie Weaver and Godfrey, one of the nation's top dual-threat quarterbacks.

Darius Johnson had nine receptions for 105 yards for SMU. Zach Line rushed for 94 yards on 18 attempts for the Mustangs.

SMU	0	0	0	7	-	7
UCF	7	3	7	0	-	17

Scoring Summary:

1st Quarter

UCF - Latavius Murray 5 yd pass from Jeff Godfrey (Nick Cattoi kick); 7:32

2nd Quarter

UCF - Nick Cattoi 29 yd field goal; 0:00

3rd Quarter

UCF - Latavius Murray 36 yd run (Nick Cattoi kick); 6:25

4th Quarter

SMU - Aldrick Robinson 22 yd pass from Kyle Padron (Matt Szymanski kick); 9:15

Individual Leaders

Rushing: SMU - Zach Line (18-94);

UCF - Latavius Murray (20-94)

Passing: SMU - Kyle Padron (18-34-2-1, 220 yards);

UCF - Jeff Godfrey (15-19-0-1, 167 yards)

Receiving: SMU - Darius Johnson (9-105);

UCF - Kamar Aiken (4-52)

Tackles: SMU - Chris Banjo (10-2-12);

UCF - Kemal Ishmael (4-4-8)





East Carolina became the first school to win back-to-back C-USA Football Championship games with a 38-32 victory over No. 18 Houston.



ECU's Dwayne Harris earned Most Valuable Player honors after catching nine passes for 123 yards and a touchdown.

2009 - GREENVILLE, N.C. (Dowdy-Ficklen Stadium)

East Carolina 38, Houston 32
MVP: Dwayne Harris, East Carolina

Dominique Lindsay and Giavanni Ruffin each ran for two touchdowns while East Carolina's defense hung in against Houston's powerful offense to help the Pirates beat the No. 18 Cougars, 38-32, in the Conference USA Championship Game Saturday.

Dwayne Harris also had a big day with 123 yards receiving, including a 22-yard touchdown catch. He also had a 69-yard kickoff return to set up East Carolina's first touchdown to earn MVP honors, helping the Pirates (9-4) beat the mistake-prone Cougars (10-3) for their second straight league title that will send them back to the Liberty Bowl.

East Carolina is the first team to win consecutive C-USA titles since the league went to divisional play in 2005.

Case Keenum had a big day for Houston, completing 56-of-75 passes for title game-record 527 yards and five touchdowns. Most of those went to James Cleveland, who had 19 catches for another game-record of 241 yards to go with three scores.

But while Houston had stretches where it easily moved the ball, the Cougars repeatedly cost themselves with the kind of mistakes that East Carolina needed to hang around. Keenum threw three interceptions, including one in the end zone and a second while under pressure that Van Eskridge returned 30 yards to Houston's 7 to set up Lindsay's score that gave East Carolina a 31-19 lead early in the fourth.

Houston also lost a fumble that East

Carolina converted into a field goal, while Matt Hogan missed two extra-point attempts and had a third blocked late in the game.

Then, after the Cougars defense stopped Lindsay on a fourth-and-1 to get the ball back with 1:47 to play, Keenum lofted a ball deep for L.J. Castile in the end zone that bounced off the shoulder pad of defender Travis Simmons and ricocheted to Eskridge for a game-clinching interception with 42 seconds left.

The Pirates, meanwhile, turned in the kind of steady offensive performance they seemed unable to muster earlier this season.

Coach Skip Holtz had said his offense would have to do its part to help the defense, whether it

meant moving the chains to keep Keenum on the sideline or getting into the end zone. The Pirates did a little of all of that, with Patrick Pinkney throwing for 262 yards with no turnovers, Lindsay running for 75 yards and Ruffin running for 55 yards on seven carries.

The Cougars beat the Pirates, 41-24, on the road last season, rolling up 621 yards in a dominating performance that left East Carolina's defense gasping for air. Keenum threw for 399 yards and three touchdowns in that game, but East Carolina had won seven straight home games against league opponents since, including last week's win against Southern Mississippi to clinch another East Division title and homefield advantage for the C-USA title game.

East Carolina got the clinching score when



Ruffin had a brilliant scoring run, patiently waiting for the hole to develop before sprinting free to the right side and leaping for the pylon on a 20-yard run that made it 38-26 with 6:39 to play. Keenum connected with Cleveland on the next drive to cut the deficit to 38-32 with 3:24 to play, but couldn't get the Cougars back to the end zone again.

Houston	7	12	0	13	-	32
East Carolina	7	7	10	14	-	38

Scoring Summary:

- 1st Quarter**
- HOU - James Cleveland 57 yd pass from Case Keenum (Matt Hogan kick); 5:00
- ECU - Dominique Lindsay 1 yd run (Ben Hartman kick); 1:27
- 2nd Quarter**
- HOU - James Cleveland 4 yd pass from Case Keenum (Matt Hogan kick failed); 13:04
- ECU - Giavani Ruffin 5 yd run (Ben Hartman kick); 4:21
- HOU - Tyron Carrier 21 yd pass from Case Keenum (Matt Hogan kick failed); 0:25
- 3rd Quarter**
- ECU - Dwayne Harris 22 yd pass from Patrick Pinkney (Ben Hartman kick); 12:03
- ECU - Ben Hartman 37 yd field goal; 3:29
- 4th Quarter**
- ECU - Dominique Lindsay 7 yd run (Ben Hartman kick); 13:27
- HOU - L.J. Castile 6 yd pass from Case Keenum (Matt Hogan kick); 10:02
- ECU - Giavani Ruffin 20 yd run (Ben Hartman kick); 6:39
- HOU - James Cleveland 24 yd pass from Case Keenum (Matt Hogan kick blocked); 3:24

Individual Leaders

- Rushing:** HOU - Case Keenum (7-12); ECU - Dominique Lindsay (25-75)
- Passing:** HOU - Case Keenum (56-75-5-3, 527 yards); ECU - Patrick Pinkney (21-34-0-1, 262 yards)
- Receiving:** HOU - James Cleveland (19-241); ECU - Dwayne Harris (9-121)
- Tackles:** HOU - C.J. Cavness (4-11-15); ECU - Levin Neal (7-5-12)



East Carolina celebrates its first C-USA Football Championship and the school's first league title since 1976.



Most Valuable Player Travis Simmons had a 72-yard interception return for a touchdown in the first quarter.

2008 - TULSA, Okla. (H.A. Chapman Stadium)

East Carolina 27, Tulsa 24

MVP: Travis Simmons, East Carolina

Patrick Pinkney had one last chance to hold up the family tradition and bring a conference championship back to East Carolina.

So he won this one for Dad.

Pinkney played mistake-free football, Ben Hartman kicked a 36-yard field goal with 1:43 remaining and East Carolina took advantage of seven turnovers to beat Tulsa, 27-24, in the Conference USA Championship Game for its first league title in 32 years.

"He always joked about it, being the last team to win the conference championship," said Pinkney, whose father, Reggie, was a star defensive back on the Pirates' 1976 Southern Conference title team.

"I told him at the beginning of the year, 'We'll go get it this year.'"

While the Pirates (9-4) used the league's best defense to force David Johnson, the nation's top-rated passer, into a career-high five interceptions, Pinkney was solid throughout.

The senior threw for only 122 yards and one touchdown, but protected the ball all game long and routinely threw it away when there was nothing there. That put East Carolina in position for a final 12-play, 63-yard drive that chewed up 7 minutes and set up Hartman for the game-winner.

"We finished the game," Pinkney said. "We got that drive, Ben hit that kick and that sealed it for us."

The conference crown earned the Pirates a berth in the Liberty Bowl, which was offered to them on the field during the trophy presentation. Tulsa (10-3) will try to get its top-ranked offense back on track in time for its bowl game, most likely a second straight appearance in the GMAC Bowl - although coach Todd Graham said that wasn't a done deal yet.

The normally efficient Johnson had thrown only 13 interceptions in 12 games this season, but was off-target from the start. He threw an interception on the first play of the game as the Golden Hurricane came out going for the long

ball. It was a sign of things to come.

Pinkney responded by driving the Pirates 83 yards and throwing a 13-yard touchdown pass to fullback Kevin Gidrey off of play action.

The lead grew to 14-0 when Travis Simmons picked off another of Johnson's passes and returned 72 yards it down the left sideline for a score. It was the first time all season that Johnson threw interceptions on consecutive drives.

He also fumbled on Tulsa's opening drive of the second half, and Norman Whitley bolted 69 yards up the middle for a touchdown that put East Carolina up 24-17 - with all of its points coming off of Golden Hurricane turnovers.

Van Eskridge sealed the win with 63 seconds left when he picked off a pass intended for top receiver Brennan Marion, who had crumpled to the turf after apparently injuring his right knee. It was Eskridge's second interception of the game.

"They got a lot of pressure on the quarterback, and we didn't have a very good answer for the things that they were doing," Graham said. "They were putting stress on us, and we were turning the football over."

Tulsa, which leads the nation with a 579-yard average, was held to 399 yards. Johnson finished with 195 yards on 23-for-42 passing. It was only the third time this season he was held below 200 yards passing. His only touchdown pass was an 8-yarder to Jake Collums that tied the game at 24 with 8:57 left, before East Carolina's final march.

"It's definitely not all on Dave. We just fell short as a team, as an offense," said running back Tarrion Adams, who had a pair of 1-yard touchdown runs in a burst of 17-straight first-half points for Tulsa.

The Pirates won for the sixth time in seven games after a three-game losing streak wiped away the early BCS banter that followed their back-to-back upsets of Top 25 teams Virginia Tech and West Virginia.



"I thought this football team has had more heart, they have faced more adversity and they have hung together through some very difficult times when there's not a lot of people that have believed in them," coach Skip Holtz said. "There's not a lot of people that gave them a chance in this football game."

At the end of the day, though, Pinkney was able to follow in the footsteps of his father - who set a school record in that 1976 season with 197 return yards off of his six interceptions.

Holtz, too, followed the winning ways of his pop, former Notre Dame coach Lou Holtz.

"It's big for our program. That's a long time for a conference championship," Pinkney said, before Holtz interjected.

"Are you trying to say your dad is old?" the coach asked.

And once again, the quarterback had the perfect answer: "He's got gray hair."

East Carolina	14	3	7	3	-	27
Tulsa	10	7	0	7	-	24

Scoring Summary:

1st Quarter

ECU - Kevin Gidrey 13 yd pass from Pat Pinkney (Ben Hartman kick); 4:51

ECU - Travis Simmons 72 yd interception return (Ben Hartman kick); 6:59

TLS - Tarrion Adams 1 yd run (Jarod Tracy kick); 2:28

TLS - Jarod Tracy 37 yd field goal; 0:11

2nd Quarter

TLS - Tarrion Adams 1 yd run (Jarod Tracy kick); 10:40

TLS - Ben Hartman 32 yd field goal; 4:46

3rd Quarter

ECU - Norman Whitley 69 yd run (Ben Hartman kick); 11:40

4th Quarter

TLS - Jacob Collums 8 yd pass from David Johnson (Jarod Tracy kick); 4:44

ECU - Ben Hartman 36 yd field goal; 1:43

Individual Leaders

Rushing: ECU - Whitley (14-104); TLS - Adams (28-120)

Passing: ECU - Pinkney (10-24-1-0, 122 yards); TLS - Johnson (23-42-1-5, 195 yards)

Receiving: ECU - Drew (3-28); TLS - Shelley (6-48)

Tackles: ECU - N. Johnson (6-7-13); TLS - C. Davis (5-5-10)



2007 – ORLANDO, Fla. (Bright House Networks)

UCF 44, Tulsa 25

MVP: Kevin Smith, UCF

UCF junior Kevin Smith had 284 yards and four touchdowns as UCF beat Tulsa, 44-25, for the Conference USA Championship. Smith led the Knights to victory in a rematch from the inaugural league championship game that saw Tulsa defeat UCF at the Citrus Bowl.

Smith's performance moved him into second place behind Barry Sanders on the NCAA's single-season rushing list, with one game remaining, UCF's Dec. 29 Liberty Bowl appearance.

As he had all year, the 6-foot-1, 211-pound junior downplayed his gaudy numbers.

"I'm expected to be back there and make the right cut at the right time," Smith said. "You can't run up the sideline without a hole. My guys gave it to me, and I tried not to let them down."

Then, perhaps his biggest understatement: "Coach gives me the ball a lot."

In the game, Smith also set the NCAA all-time single-season record in season rushing attempts with 415, 12 more than Marcus Allen had at USC in 1981. Allen had been ahead of Smith in season rushing yardage, but the junior passed him with a 6-yard carry in the third quarter. Smith had 24 carries for 161 yards at halftime, and piled up even more with a 74-yard TD run in the fourth quarter.

"I have coached in the BCS, and I can guarantee you that he is as good as anybody in the country," Tulsa coach Todd Graham said. "No question about it."

It was the second time in three years the teams played for the conference championship. Tulsa (9-4, 6-3) won in 2005, but the Golden Hurricane's star quarterback Paul Smith made too many mistakes this time.

Paul Smith passed for 426 yards, his third 400-yard game this season, on 28-of-55 completions, but threw three interceptions. Two were in the second half, and each one happened

inside or near the end zone.

"They play as well as anyone we've played -- physicality, speed, strength," Paul Smith said.

UCF led, 31-23, at halftime, but couldn't stop Paul Smith early. The Golden Hurricane, the country's top offense with 548 yards a game, rolled up 376 yards and 13 first downs. The Knights let Smith slip out of several third-and-long situations with long completions over the middle, including

a 29-yarder to Trae Johnson on third-and-12 that set up Tulsa's first score.

But the Knights clamped down in the second half, pressuring Smith into Tulsa's third-worst offensive outing of the season. UCF used the same blueprint when the teams met in the regular season, picking off four Smith passes in a 44-23 win.


"A lot of it is they've got some really, really explosive guys up front, and I think that's the key to their defense," Graham said.

Down 37-23, Tulsa stayed alive when Paul Smith found Brennan Marion for a 33-yard completion on fourth down to the Knights' 3-yard-line. Despite four chances at point-blank range, Tulsa couldn't score until it turned the ball over on downs and tackled UCF QB Kyle Israel for a safety.

Knights coach George O'Leary saved a touchdown in the second quarter after Paul Smith ran in an 8-yard draw. The Golden Hurricane lined up for the extra point, but O'Leary challenged, saying Tulsa had 12 players on the field. The review showed he was correct, and Tulsa came away without any points when Smith was intercepted by Johnell Neal at the 5-yard line.

Cornerback Joe Burnett scored UCF's first TD on an 83-yard punt return. It was the school's first since the conference title game in 2005, when he ran one back 68 yards.

The real offense was coming from the Smiths.



Record-setting RB Kevin Smith was named MVP after compiling 284 rushing yards and scoring four touchdowns in UCF's win.

Tulsa's senior Paul turned in his 13th-straight 300-yard game after never having one before this year.

Kevin Smith's four touchdowns gave him 30 on the season, fourth-best in history behind Sanders (39), Boise State's Brock Forsey (32) and Louisiana Tech's Troy Edwards (31).

Smith is now 180 yards behind Sanders, and averages 188 a game. After getting little recognition, the chase and Smith's nationally televised performance might nudge Heisman Trophy voters who held onto their ballots to push him higher.

Tulsa	13	10	0	2	-	25
UCF	10	21	6	7	-	44

Scoring Summary:

1st Quarter

UCF - Michael Torres 28 yd field goal; 10:45
UCF - Joe Burnett 83 yd punt return (Michael Torres kick); 7:52

TLS - Charles Clay 22 yd pass from Paul Smith (Jarod Tracy kick); 4:58

TLS - Jake Collums 8 yd pass from Paul Smith (Jarod Tracy kick failed); 1:56

2nd Quarter

UCF - Kevin Smith 3 yd run (Michael Torres kick); 13:18

UCF - Kevin Smith 46 yd run (Michael Torres kick); 10:03

TLS - Trae Johnson 27 yd pass from Paul Smith (Jarod Tracy kick); 7:38

UCF - Kevin Smith 4 yd run (Michael Torres kick); 4:07

TLS - Jarod Tracy 32 yd field goal; 1:38

3rd Quarter

UCF - Michael Torres 21 yd field goal; 4:01

UCF - Michael Torres 45 yd field goal; 0:03

4th Quarter

TLS - Team safety; 10:56

UCF - Kevin Smith 74 yd run (Michael Torres kick); 7:12

Individual Leaders

Rushing: TLS - Adams (18-41); UCF - K. Smith (39-284)

Passing: TLS - P. Smith (28-55-3-3, 426 yards); UCF - Israel (6-13-0-0, 128 yards)

Receiving: TLS - Marion (7-96); UCF - Ross (3-63)

Tackles: TLS - Chamberlain (9-0-9); UCF - C. Henderson (9-2-11)



The Knights celebrate their first conference championship game crown after defeating Tulsa.



Houston celebrates its first C-USA Football Championship since winning the league's inaugural title in 1996.



The University of Houston established a new Robertson Stadium record crowd for the 2006 C-USA Championship Game.

2006 – HOUSTON, Texas (Robertson Stadium)

Houston 34, Southern Miss 20

MVP: Vincent Marshall, Houston

Kevin Kolb threw two touchdown passes to Biren Ealy and ran for another score to lead Houston to a 34-20 win over Southern Miss in the second annual Conference USA Championship Game.

"A lot of people doubted us and said it couldn't be done," said Kolb, who completed 19-for-31 passes for 258 yards and two touchdowns. "It was done tonight and hopefully, for the program, it will continue to be done."

The Cougars (10-3) won their first C-USA title in 1996, but went 37-66 over the next nine seasons. Houston hired Art Briles in 2003 and he lured Kolb, the quarterback Briles coached in high school.

On Friday, Kolb became the conference's all-time passing leader, leapfrogging Louisville quarterback Chris Redman. Kolb, who made his 49th career start, now has 12,578 passing yards.

Kolb also had a 46-yard touchdown run in the third quarter that gave the Cougars the lead for good. His two TD passes moved him into second place on the league's career list, two behind Redman's record of 84.

After the game, Kolb only wanted to talk about the championship.

"I've been telling people since the beginning of the year that that's all that matters and that's the truth," he said. "This means a lot more to me than any records."

Vincent Marshall, Houston's career receiving leader, caught eight passes for 100 yards and had a touchdown run on a lateral for the Cougars. Marshall, a senior, was named

the game's Most Valuable Player. He finished with 224 all-purpose yards - 100 receiving, 18 on his first career pass, 22 on the TD run and 102 on three kickoff returns.

"The only thing I was thinking about was all the hard work we've put into this," Marshall said.

"It's very gratifying," Briles said. "We've battled our tails off now for four years and got this thing where it needs to be."

Jeremy Young had a touchdown run and threw a TD pass to Chris Johnson to lead the Golden Eagles (8-5), who will play Ohio in the GMAC Bowl.

"Our guys played hard and I am proud of our football team for getting to this game," said Eagles coach Jeff Bower. "We certainly would have liked to have

won it, but I'm proud of them for what they've done this year."

The Cougars trailed 17-13 at halftime, but came from behind to win for the sixth straight game.

Early in the third quarter, Kolb faked a handoff to Battle and sprinted for a touchdown, the longest run of his career.

Kolb, Conference USA's career leader in total offense, went 6-for-6 on Houston's next drive and found Ealy for a 33-yard touchdown with 2:52 left in the third quarter.

While Kolb hit his stride after a sluggish first half, Houston's defense held Southern Miss to 46 yards and two first downs in the third quarter.

Darren McCaleb kicked a 31-yard field goal midway through the fourth quarter to cut Houston's lead to 27-20.



But Kolb drove the Cougars to the Southern Miss 32, then lofted a TD pass to Ealy down the sideline with 4:25 left. After the touchdown, Kolb jogged to the sideline and high-fived quarterbacks coach Philip Montgomery.

The game drew 31,818, the largest crowd in the history of Robertson Stadium, which was built in the 1940s and expanded in 1999.

Southern Miss freshman Damion Fletcher, the league's second-leading rusher, finished with 90 yards, 13 below his average.

Southern Miss	10	7	0	3	-	20
Houston	7	6	14	7	-	34

Scoring Summary:

1st Quarter

USM - Darren McCaleb 30 yd field goal; 10:35
 HOU - Vincent Marshall 22 yd run (Ben Bell kick); 2:54
 USM - Jeremy Young 8 yd run (Darren McCaleb kick); 0:35

2nd Quarter

HOU - Jackie Battle 6 yd run (Jordan Brown rush failed); 10:01
 USM - Chris Johnson 8 yd pass from Jeremy Young (Darren McCaleb kick); 1:36

3rd Quarter

HOU - Kevin Kolb 46 yd run (Ben Bell kick); 9:41
 HOU - Biren Ealy 33 yd pass from Kevin Kolb (Ben Bell kick); 2:52

4th Quarter

USM - Darren McCaleb 31 yd field goal; 8:24
 HOU - Biren Ealy 32 yd pass from Kevin Kolb (Ben Bell kick); 4:25

Individual Leaders

Rushing: HOU - Kolb (5-57); USM - Fletcher (15-90)

Passing: HOU - Kolb (19-31-2-0, 258 yards); USM - Young (17-32-1-0, 186 yards)

Receiving: HOU - Marshall (8-100); USM - Nelson (2-66)

Tackles: HOU - Miller (5-7-12); USM - McRath (8-7-15)

2005 – ORLANDO, Fla. (Florida Citrus Bowl)

Tulsa 44, UCF 27

MVP: Garrett Mills, Tulsa

Tarrion Adams had three touchdowns, two of them rushing, and Tulsa's defense shut UCF out in the second half as the Golden Hurricane claimed their first league title in 20 years with a 44-27 victory in the inaugural Conference USA Championship Game before 51,978 at the Florida Citrus Bowl.

Adams had a 15-yard touchdown catch and a 6-yard scoring run in the first quarter - then sealed the win with a 25-yard run with 6:17 left in the third as Tulsa won for the sixth time in its last seven games. The Golden Hurricane's last league crown came in 1985, when Tulsa won the Missouri Valley Conference.

Paul Smith completed 13 of 20 passes for 205 yards and two scores for Tulsa, which held UCF to 55 yards in the second half. Uril Parrish had 100 yards and a touchdown for the Golden Hurricane, and Adams finished with 81 rushing yards.

Tulsa's Garrett Mills had eight catches for 152 yards - giving him 1,183 for the year, a new NCAA record for most receiving yards by a tight end in a season. Brigham Young's Chris Smith had 1,156 in 1990.

Kevin Smith ran for 108 yards and a touchdown for UCF, which snapped a 17-game losing streak earlier this season and will play in a bowl for the first time in the school's 10-year football history. Steven Moffett threw for 190 yards and a touchdown, but had two interceptions and lost two fumbles - with three of those turnovers coming in the second half.

UCF had a chance to cut a 14-point deficit in half early in the fourth, but Dontavious Wilcox - with no defenders in front of him - stumbled and fell at the Tulsa 10.

The Golden Knights, who'd never drawn

more than 50,220 to a home game, eventually turned the ball over on downs, and Tulsa ran 7 1/2 minutes off the clock before Brad DeVault kicked his third field goal with 2:24 left to cap the scoring.

Tulsa led 31-27 at halftime, after the teams totaled 520 yards - not including a 58-yard interception return by Tulsa's Nick Graham and a 68-yard punt return for a touchdown by UCF's Joe Burnett.

Moffett threw a 43-yard pass to Willie Thornton to open the scoring, but the Golden Hurricane answered with 21 straight points to build an early two-touchdown lead. Adams caught a 15-yard touchdown pass from Smith, then scored on a 6-yard run to give Tulsa its first lead.

After Graham picked off a Moffett pass and returned it to the UCF 2, Parrish scored one play later for a 21-7 Tulsa lead - capping

a run of three touchdowns in less than seven minutes by the Golden Hurricane.

UCF rallied with 17 unanswered points in a 5 1/2-minute stretch, with Smith scoring on a 31-yard run, Matt Prater kicking a 46-yard field goal and Burnett putting the Golden Knights back on top with his second interception return for a score in as many games.

DeVault's 29-yard field goal and Mills' 29-yard touchdown catch with 2:06 left - the one setting the NCAA record - gave Tulsa a 31-24 edge, before Prater drew the Golden Knights within four with a 40-yard field goal on the half's final play.

But UCF went scoreless in the third quarter, while Tulsa got an 18-yard field goal by DeVault and a 25-yard run by Adams midway through the period to take a 41-27 lead into the final 15 minutes.



Tulsa's Garrett Mills, who set an NCAA single-season record for receiving yards by a tight end in the game, earned MVP honors.

Tulsa	14	17	10	3	-	44
UCF	7	20	0	0	-	27

Scoring Summary:

1st Quarter

UCF - Willie Thornton 43 yd pass from Steven Moffett (Matt Prater kick); 10:58
 TLS - Tarrion Adams 15 yd pass from Paul Smith (Brad DeVault kick); 6:30
 TLS - Tarrion Adams 6 yd run (Brad DeVault kick); 1:10

2nd Quarter

TLS - Uril Parrish 2 yd run (Brad DeVault kick); 14:47
 UCF - Kevin Smith 31 yd run (Matt Prater kick); 12:30
 UCF - Matt Prater 46 yd field goal; 8:45
 UCF - Joe Burnett 68 yd punt return (Matt Prater kick); 7:02
 TLS - Brad DeVault 29 yd field goal; 3:53
 TLS - Garrett Mills 29 yd pass from Paul Smith, (Brad DeVault kick); 2:06
 UCF - Matt Prater 40 yd field goal; 0:00

3rd Quarter

TLS - Brad DeVault 18 yd field goal; 8:52
 TLS - Tarrion Adams 25 yd run (Brad DeVault kick); 6:17

4th Quarter

TLS - Brad DeVault 26 yd field goal; 2:24

Individual Leaders

Rushing: TLS - Parrish (13-83); UCF - K. Smith (15-108)
Passing: TLS - P. Smith (13-20-2-0, 205 yards); UCF - Moffett (13-27-1-2, 190 yards)
Receiving: TLS - Mills (8-152); UCF - B. Marshall (7-109)
Tackles: TLS - Bunting, McGowan, Coleman (6-1-7); UCF - Carrington (9-1-10)



Tulsa claimed its first league title in 20 years with a 44-27 victory in the inaugural C-USA Football Championship Game.

C-USA FOOTBALL CHAMPIONSHIP GAME RECORDS

INDIVIDUAL RECORDS

TOTAL OFFENSE

PLAYS

82	Case Keenum, Houston (75 pass, 7 rush)	2009
73	Case Keenum, Houston (67 pass, 6 rush)	2011
63	Paul Smith, Tulsa (55 pass, 8 rush)	2007

YARDS GAINED

539	Case Keenum, Houston (527 pass, 12 rush)	2009
424	Mike White, WKU (421 pass, 3 rush)	2016
414	Brandon Doughty, WKU (410 pass, 4 rush)	2015

YARDS PER PLAY (Min. 20 Plays)

19.27	Mike White, WKU (22 for 424)	2016
8.75	Kevin Kolb, Houston (36 for 315)	2006
7.83	Paul Smith, Tulsa (29 for 227)	2005

TOUCHDOWN RESPONSIBILITY

5	Case Keenum, Houston (5 pass)	2009
4	Brandon Doughty, WKU (3 pass, 1 rush)	2015
4	Austin Davis, Southern Miss (4 pass)	2011
4	Kevin Smith, UCF (4 rush)	2007

RUSHING

MOST RUSHES

39	Kevin Smith, UCF (284 yards)	2007
36	Anthony Wales, WKU (209 yards)	2016
28	Tarrion Adams, Tulsa (120 yards)	2008

YARDS GAINED

284	Kevin Smith, UCF (39 rushes)	2007
209	Anthony Wales, WKU (36 rushes)	2016
156	Kenneth Dixon, LA Tech (20 rushes)	2014

YARDS PER RUSH (Min. 10 rushes)

7.80	Kenneth Dixon, Louisiana Tech (20 for 156)	2014
7.43	Norman Whitley, East Carolina (14 for 104)	2008
7.28	Kevin Smith, UCF (39 for 284)	2007

LONGEST RUSH

74	Kevin Smith, UCF	2007
69	Norman Whitley, East Carolina	2008
46	Kevin Kolb, Houston	2006

ALL-PURPOSE YARDS

284	Paul Smith, UCF (284 rush)	2007
262	Anthony Wales, WKU (209 rush, 53 rec.)	2016
240	Tracey Lampley, USM (71 rush, 125 rec., 36 KOR, 8 PR)	2011

PASSING

ATTEMPTS

75	Case Keenum, Houston (56 comp., 527 yards)	2009
67	Case Keenum, Houston (41 comp., 373 yards)	2011
57	Ryan Higgins, Louisiana Tech (35 comp., 502 yards)	2016

COMPLETIONS

56	Case Keenum, Houston (75 att., 527 yards)	2009
41	Case Keenum, Houston (67 att., 373 yards)	2011
35	Ryan Higgins, Louisiana Tech (57 att., 502 yards)	2016

COMPLETION PERCENTAGE (Min. 10 comp.)

78.9	Jeff Godfrey, UCF (15-of-19)	2010
74.7	Case Keenum, Houston (56-of-75)	2009
67.7	Mike White, WKU (21 of 31)	2016

YARDS GAINED

527	Case Keenum, Houston (56-of-75)	2009
502	Ryan Higgins, Louisiana Tech (35 of 57)	2016
426	Paul Smith, Tulsa (28 of 55)	2007

TOUCHDOWN PASSES

5	Case Keenum, Houston	2009
4	Austin Davis, Southern Miss	2011
3	four tied with	2007

INTERCEPTIONS

5	David Johnson, Tulsa	2008
3	Nick Mullens, Southern Miss	2015
3	Paul Smith, Tulsa	2007

LONGEST PASS FROM SCRIMMAGE

75	Taylor McHargue to Jordan Taylor, Rice	2013
74	Ryan Higgins to Carlos Henderson, Louisiana Tech	2016
69	Austin Davis to Dominique Sullivan, Southern Miss	2011

RECEIVING

CATCHES

19	James Cleveland, Houston (241 yards)	2009
12	Justin Johnson, Houston (171 yards)	2011
11	Trent Taylor, Louisiana Tech (108 yards)	2016

YARDS GAINED

241	James Cleveland, Houston (19 rec.)	2009
171	Justin Johnson, Houston (12 rec.)	2011
165	Taywan Taylor, WKU (8 rec.)	2015

YARDS PER CATCH (Min. 3 rec.)

27.7	Trent Taylor, WKU (7 catches, 194 yards)	2016
24.3	Biren Ealy, Houston (3 rec., 73 yards)	2006
23.8	Dominique Sullivan, Southern Miss (4 rec., 95 yards)	2011

TOUCHDOWN CATCHES

2	Taywan Taylor, WKU	2016
2	Taywan Taylor, WKU	2015
2	Deon-Tay McManus, Marshall	2014
2	Justin Johnson, Houston	2011
2	Tracey Lampley, Southern Miss	2011
2	James Cleveland, Houston	2009
2	Biren Ealy, Houston	2006
1	20 tied with	

SCORING

MOST POINTS

24	Kevin Smith, UCF (4 TDs)	2007
18	Tarrion Adams, Tulsa (3 TDs)	2005
16	Skyler Simcox, WKU (3 FG, 3 XP)	2016

MOST TOUCHDOWNS

4	Anthony Wales, WKU	2016
4	Kevin Smith, UCF	2007
3	Kenneth Dixon, Louisiana Tech	2014
3	Tarrion Adams, Tulsa	2005
2	11 tied with	

FIELD GOAL ATTEMPTS

4	Skyler Simcox, WKU (3 made)	2016
4	Justin Haig, Marshall (4 made)	2014
3	Jonathan Barnes, Louisiana Tech (3 made)	2016
3	Michael Torres, UCF (3 made)	2007
3	Brad DeVault, Tulsa (3 made)	2005
3	Ben Hartman, East Carolina (2 made)	2008

FIELD GOALS MADE

4	Justin Haig, Marshall (4 att.)	2014
3	Skyler Simcox, WKU (4 att.)	2016
3	Jonathan Barnes, Louisiana Tech (3 att.)	2016
3	Michael Torres, UCF (3 att.)	2007
3	Brad DeVault, Tulsa (3 att.)	2005

LONG FIELD GOALS

46	Justin Haig, Marshall	2014
46	Matt Prater, UCF	2005
45	Michael Torres, UCF	2007

PAT KICKS ATTEMPTED

7	Skyler Simcox, WKU	2016
7	Danny Hrapmann, Southern Miss	2011
6	Garrett Schwettman, WKU	2015
6	Chris Boswell, Rice	2013

PAT KICKS MADE

7	Skyler Simcox, WKU	2016
7	Danny Hrapmann, Southern Miss	2011
6	Garrett Schwettman, WKU	2015
5	Chris Boswell, Rice	2013
5	Michael Torres, UCF	2007
5	Brad DeVault, Tulsa	2005

TOTAL POINTS SCORED BY KICKING

16	Skyler Simcox, WKU (3 FG, 7 XP)	2016
14	Jonathan Barnes, Louisiana Tech (3 FG, 5 XP)	2016
14	Justin Haig, Marshall (4 FG, 2 XP)	2014
14	Michael Torres, UCF (3 FG, 5 XP)	2007
14	Brad DeVault, Tulsa (3 FG, 5 XP)	2005

PUNTING

MOST PUNTS

10	Logan McPherson, Louisiana Tech (301 yards)	2014
8	Jamie Boyle, UCF (319 yards)	2012
7	Richie Leone, Houston (244 yards)	2011
7	Matt Dodge, East Carolina (296 yards)	2008

YARDS PUNTED

319	Jamie Boyle, UCF (8 punts)	2012
301	Logan McPherson, Louisiana Tech (10 punts)	2014
296	Matt Dodge, East Carolina (7 punts)	2008

PUNTING AVERAGE (Min. 3 punts)

50.2	Blake Clingan, UCF (4 punts, 203 yards)	2010
49.2	James Farrimond, Rice (5 punts, 246 yards)	2013
48.8	Chase Turner, Houston (4 punts, 195 yards)	2009

LONGEST PUNT

73	Matt Dodge, East Carolina	2008
61	Blake Clingan, UCF	2010
58	Matt Dodge, East Carolina	2008

PUNT RETURNS

MOST RETURNS

3	Travis Simmons, East Carolina (22 yards)	2008
3	Ashlan Davis, Tulsa (6 yards)	2005
2	Joe Burnett, UCF (82 yards)	2005

YARDS RETURNED

83	Joe Burnett, UCF (1 return)	2007
82	Joe Burnett, UCF (2 returns)	2005
54	Trey Watts, Tulsa (1 return)	2012

GAIN PER RETURN (Min. 2 ret.)

41.0	Joe Burnett, UCF (2 ret., 82 yards)	2005
7.3	Travis Simmons, East Carolina (3 ret., 22 yards)	2008
2.0	Ashlan Davis, Tulsa (3 ret., 6 yards)	2005

LONG PUNT RETURNS

83	Joe Burnett, UCF	2007
68	Joe Burnett, UCF	2005
54	Trey Watts, Tulsa	2012

KICKOFF RETURNS

MOST RETURNS

7	Michael Thomas, USM (136 yards)	2015
6	Roy Roberts, Tulsa (109 yards)	2007
5	Carlos Henderson, Louisiana Tech (105 yards)	2014
5	Deandre Reaves, Marshall (118 yards)	2013

**YARDS RETURNED**

178	Kylen Towner, WKU (2 returns)	2016
136	Michael Thomas, USM (7 returns)	2015
118	Deandre Reaves, Marshall (5 returns)	2013

GAIN PER RETURN (Min. 2 ret.)

89.0	Kylen Towner, WKU (2 returns)	2016
39.0	Ashlan Davis, Tulsa (2 ret., 78 yards)	2005
34.0	Vincent Marshall, Houston (3 ret., 102 yards)	2006

LONG KICKOFF RETURNS

69	Dwayne Harris, East Carolina	2009
57	Kylen Towner, WKU	2016
44	Deandre Reaves, Marshall	2014

INTERCEPTIONS**MOST INTERCEPTIONS**

2 (tied)	Van Eskridge, East Carolina (30 yards)	2009
2	Van Eskridge, East Carolina (40 yards)	2008
2	Johnell Neal, UCF (26 yards)	2007
1	17 tied with	

YARDS RETURNED

59	Jason Venson, UCF (1 return)	2007
58	Nick Graham, Tulsa (1 return)	2005
48	L'Jarius Sneed, Louisiana Tech (1 return)	2016

INTERCEPTIONS FOR TOUCHDOWNS

1	L'Jarius Sneed, Louisiana Tech (48 yds.)	2016
1	Travis Simmons, East Carolina (72 yds.)	2008

LONGEST INTERCEPTION RETURNS

72	Van Eskridge, East Carolina	2008
59	Jason Venson, UCF	2007
58	Nick Graham, Tulsa	2005

LONGEST FUMBLE RECOVERY RETURN

40	Travis Simmons, East Carolina	2008
10	Chadd Evans, Tulsa	2005
0	seven tied with	

TEAM RECORDS**MOST RUSHES**

69	Tulsa vs. UCF (290 yards)	2012
55	Tulsa vs. East Carolina (204 yards)	2008
49	UCF vs. Tulsa (308 yards)	2007

YARDS GAINED RUSHING

308	UCF vs. Tulsa (49 att.)	2007
290	Tulsa vs. UCF (69 att.)	2012
248	Rice vs. Marshall (48 att.)	2013

RUSHING TOUCHDOWNS

4	WKU vs. Louisiana Tech	2016
4	East Carolina vs. Houston	2009
4	UCF vs. Tulsa	2007
3	six tied with	

Most recently: WKU vs. Southern Miss 2015**PASSING ATTEMPTS**

76	Houston vs. East Carolina (527 yards)	2009
67	Houston vs. Southern Miss (373 yards)	2011
57	Louisiana Tech vs. WKU (502 yards)	2016

COMPLETIONS

56	Houston vs. East Carolina (527 yards)	2009
41	Houston vs. Southern Miss (373 yards)	2011
35	Louisiana Tech vs. WKU (502 yards)	2016

COMPLETION PERCENTAGE

78.9	UCF vs. SMU (15 of 19)	2010
74.4	Houston vs. East Carolina (56 of 75)	2009
67.7	WKU vs. Louisiana Tech (21 of 31)	2016

PASSING YARDS

527	Houston vs. East Carolina (56 of 75)	2009
507	Louisiana Tech vs. WKU (35 of 57)	2016
438	Tulsa vs. UCF (29 of 57)	2007

PASSING TOUCHDOWNS

5	Houston vs. East Carolina	2009
4	Southern Miss vs. Houston	2011
3	six tied with	

Most Recently:

WKU vs. Louisiana Tech	2016
Louisiana Tech vs. WKU	2016

TOTAL OFFENSIVE PLAYS

98	Houston vs. Southern Miss (428 yards)	2011
97	Tulsa vs. East Carolina (399 yards)	2008
92	Tulsa vs. UCF (470 yards)	2007

TOTAL OFFENSIVE YARDS

656	WKU vs. Louisiana Tech (72 plays)	2016
557	Houston vs. East Carolina (94 plays)	2009
521	WKU vs. Marshall (88 plays)	2015

TOTAL YARDS PER PLAY

9.11	WKU vs. Louisiana Tech (72 for 656)	2016
7.38	Rice vs. Marshall (66 for 487)	2013
7.03	UCF vs. Tulsa (62 for 436)	2007

TOTAL FIRST DOWNS

33	Houston vs. East Carolina	2009
31	WKU vs. Louisiana Tech	2016
28	Tulsa vs. East Carolina	2008

FIRST DOWNS RUSHING

17	Tulsa vs. UCF	2012
14	Rice vs. Marshall	2013
13	WKU vs. Louisiana Tech	2016

FIRST DOWNS PASSING

29	Houston vs. East Carolina	2009
20	Louisiana Tech vs. WKU	2016
18	Houston vs. Southern Miss	2011

MOST PUNTS

10	Louisiana Tech vs. Marshall (301 yards)	2014
8	UCF vs. Tulsa (319 yards)	2012
7	Houston vs. Southern Miss (244 yards)	2011
7	East Carolina vs. Tulsa (296 yards)	2008

YARDS PUNTING

319	UCF vs. Tulsa (8 punts)	2012
301	Louisiana Tech vs. Marshall (10 punts)	2014
296	East Carolina vs. Tulsa (7 punts)	2008

PUNTING AVERAGE

50.2	UCF vs. SMU (4 for 201)	2010
48.8	East Carolina vs. Houston (4 for 195)	2009
47.3	Rice vs. Marshall (6 for 284)	2013

PUNT RETURN YARDS

83	UCF vs. Tulsa (1 att.)	2007
82	UCF vs. Tulsa (2 att.)	2005
54	Tulsa vs. UCF (1 att.)	2013

PUNT RETURN AVERAGE

41.0	UCF vs. Tulsa (2 for 82)	2005
25.5	Southern Miss vs. Houston (2 for 51)	2011
15.5	Louisiana Tech vs. Marshall (2 for 31)	2014

KICKOFF RETURN YARDS

182	WKU vs. Louisiana Tech (8 ret.)	2016
159	Southern Miss vs. WKU (8 ret.)	2015
150	UCF vs. Tulsa (8 ret.)	2005

KICKOFF RETURN AVERAGE

39.0	Tulsa vs. UCF (2 for 78)	2005
29.3	Marshall vs. Louisiana Tech (3 for 88)	2014
25.6	Houston vs. Southern Miss (5 for 128)	2006

MOST POINTS SCORED

58	WKU vs. Louisiana Tech	2016
49	Southern Miss vs. Houston	2011
45	WKU vs. Southern Miss	2015

MOST TOUCHDOWNS

7	WKU vs. Louisiana Tech	2016
7	Southern Miss vs. Houston	2011

6	WKU vs. Southern Miss	2015
6	Rice vs. Marshall	2013

MOST FIELD GOALS

4	Marshall vs. Louisiana Tech	2014
3	WKU vs. Louisiana Tech	2016
3	Louisiana Tech vs. WKU	2016
3	UCF vs. Tulsa	2007
3	Tulsa vs. UCF	2005

FEWEST POINTS ALLOWED

7	by UCF vs. SMU	2010
17	by SMU vs. UCF	2010
20	by Houston vs. Southern Miss	2006

FEWEST RUSHING YARDS ALLOWED

5	by WKU vs. Louisiana Tech	2016
30	by East Carolina vs. Houston	2009
32	by UCF vs. Tulsa	2007

FEWEST PASSING YARDS ALLOWED

72	by Marshall vs. Louisiana Tech	2014
122	by East Carolina vs. Tulsa	2008
128	by Tulsa vs. UCF	2007

FEWEST TOTAL YARDS ALLOWED

268	by Marshall vs. Louisiana Tech	2014
278	by East Carolina vs. Tulsa	2008
311	by SMU vs. UCF	2010

MOST INTERCEPTIONS

5	by East Carolina vs. Tulsa	2008
3	by UCF vs. Tulsa	2007
2	three tied with	

MOST TURNOVERS GAINED

7	by East Carolina vs. Tulsa	2008
4	by Louisiana Tech vs. Marshall	2014
3	by WKU vs. Southern Miss	2015
3	by UCF vs. Tulsa	2007
3	by Tulsa vs. UCF	2005

MOST PENALTIES

12	Southern Miss vs. Houston	2011
9	Marshall vs. Louisiana Tech	2014
9	Rice vs. Marshall	2013

MOST PENALTY YARDS

85	Southern Miss vs. Houston	2011
81	Rice vs. Marshall	2013
75	WKU vs. Louisiana Tech	2016
75	Marshall vs. Louisiana Tech	2014
75	UCF vs. Tulsa	2005

MOST TIME OF POSSESSION

35:03	WKU vs. Southern Miss	2015
34:46	Tulsa vs. UCF	2005
33:02	Louisiana Tech vs. Marshall	2014

MISCELLANEOUS**ATTENDANCE**

51,978	Orlando (UCF vs. Tulsa)	2005
44,128	Orlando (UCF vs. Tulsa)	2007
41,045	Orlando (UCF vs. SMU)	2010
33,048	Greenville (East Carolina vs. Houston)	2009
32,413	Houston (Houston vs. Southern Miss)	2011
31,818	Houston (Houston vs. Southern Miss)	2006
23,711	Huntington (Marshall vs. Louisiana Tech)	2014
22,740	Tulsa (Tulsa vs. East Carolina)	2008
20,247	Houston (Rice vs. Marshall)	2013
17,635	Tulsa (Tulsa vs. UCF)	2012
16,825	Bowling Green (WKU vs. Southern Miss)	2015
13,213	Bowling Green (WKU vs. Louisiana Tech)	2016

WARMEST GAME

77	Orlando (UCF vs. Tulsa)	2007
----	-------------------------	------

COLDEST GAME

37	Houston (Rice vs. Marshall)	2013
----	-----------------------------	------

2016 STANDINGS



East Division							C-USA							All Games						
W-L	Pct.	H	A	Div.	Pts	Opp	W-L	Pct.	H	A	Pts	Opp	W-L	Pct.	H	A	Pts	Opp		
xWKU	7-1	.875	4-0	3-1	5-0	407	173	11-3	.786	6-1	5-2	637	344							
OLD DOMINION	7-1	.875	4-0	3-1	4-1	313	217	10-3	.769	6-0	4-3	456	354							
MIDDLE TENNESSEE	5-3	.625	2-2	3-1	3-2	310	300	8-5	.615	3-2	5-3	516	465							
FIU	4-4	.500	2-2	2-2	3-3	234	269	4-8	.333	2-5	2-3	288	418							
CHARLOTTE	3-5	.375	0-4	3-1	2-3	202	246	4-8	.333	1-5	3-3	302	415							
FLORIDA ATLANTIC	2-6	.250	1-3	1-3	0-5	235	315	3-9	.250	2-4	1-5	317	477							
MARSHALL	2-6	.250	2-2	0-4	2-4	162	256	3-9	.250	3-4	0-5	317	423							

West Division							C-USA							All Games						
W-L	Pct.	H	A	Div.	Pts	Opp	W-L	Pct.	H	A	Pts	Opp	W-L	Pct.	H	A	Pts	Opp		
LOUISIANA TECH	6-2	.750	4-0	2-2	4-1	354	235	9-5	.643	5-0	4-5	620	470							
UTSA	5-3	.625	3-1	2-2	3-2	281	249	6-7	.462	4-2	2-5	379	363							
SOUTHERN MISS	4-4	.500	3-1	1-3	3-2	258	246	7-6	.538	4-2	3-4	427	384							
NORTH TEXAS	3-5	.375	2-2	1-3	2-3	194	282	5-8	.385	3-3	2-5	322	424							
RICE	2-6	.250	1-3	1-3	1-4	197	294	3-9	.250	2-4	1-5	279	436							
UTEP	2-6	.250	1-3	1-3	2-3	215	280	4-8	.333	3-4	1-4	316	419							

x- Conference USA Champion

CHARLOTTE (4-8, 3-5 C-USA)

S1	at (19) Louisville	L	7-63	0-1
S10	ELON	W	47-14	1-1
S17	EASTERN MICHIGAN	L	19-37	1-2
S24	at Temple	L	20-48	1-3
O1	OLD DOMINION	L	17-52	1-4
O9	at Florida Atlantic	W	28-23	2-4
O15	FIU	L	26-27	2-5
O22	at Marshall	W	27-24	3-5
N5	at Southern Miss	W	38-27	4-5
N12	RICE	L	21-22	4-6
N19	MIDDLE TENNESSEE	L	31-38	4-7
N26	at UTSA	L	14-33	4-8

FIU (4-8, 4-4 C-USA)

S3	at UCF	W	15-14	1-0
S1	INDIANA	L	13-34	0-1
S9	MARYLAND	L	14-31	0-2
S17	at Massachusetts	L	13-21	0-3
S24	UCF	L	14-53	0-4
O1	FLORIDA ATLANTIC	W	33-31	1-4
O8	at UTEP	W	35-21	2-4
O15	at Charlotte	W	27-26	3-4
O22	LOUISIANA TECH	L	24-44	3-5
O29	MIDDLE TENNESSEE	L	35-42	3-6
N5	at WKU	L	21-49	3-7
N19	MARSHALL	W	31-14	4-7
N26	at Old Dominion	L	28-42	4-8

FLORIDA ATLANTIC (3-9, 2-6 C-USA)

S5	at Tulsa	L	44-47 (ot)	0-1
S3	SOUTHERN ILLINOIS	W	38-30	1-0
S10	at (25) Miami (Fla.)	L	10-38	1-1
S17	at Kansas State	L	7-63	1-2
S24	BALL STATE	L	27-31	1-3
O1	at FIU	L	31-33	1-4
O9	CHARLOTTE	L	23-28	1-5
O15	at Marshall	L	21-27	1-6
O29	WKU	L	3-52	1-7
N5	at Rice	W	42-25	2-7
N12	UTEP	W	35-31	3-7
N19	OLD DOMINION	L	24-42	3-8
N26	at Middle Tennessee	L	56-77	3-9

LOUISIANA TECH (9-5, 6-2 C-USA)

S3	at Arkansas	L	20-21	0-1
S10	SOUTH CAROLINA ST.	W	53-24	1-1
S17	at Texas Tech	L	45-59	1-2
S24	at Middle Tennessee	L	34-38	1-3
O1	UTEP	W	28-7	2-3
O6	WKU	W	55-52	3-3
O15	at Massachusetts	W	56-28	4-3
O22	at FIU	W	44-24	5-3
O29	RICE	W	61-16	6-3
N5	at North Texas	W	45-24	7-3
N12	UTSA	W	63-35	8-3
N25	at Southern Miss	L	24-39	8-4
D3	at WKU (C-USA Championship)	L	44-58	8-5
D23	vs. Navy (Armed Forces Bowl)	W	48-45	9-5

MARSHALL (3-9, 2-6 C-USA)

S10	MORGAN STATE	W	62-0	1-0
S17	AKRON	L	38-65	1-1
S24	(3) LOUISVILLE	L	28-59	1-2
O1	at Pittsburgh	L	27-43	1-3
O8	at North Texas	L	21-38	1-4
O15	FLORIDA ATLANTIC	W	27-21	2-4
O22	CHARLOTTE	L	24-27	2-5
O29	at Southern Miss	L	14-24	2-6
N5	at Old Dominion	L	14-38	2-7
N12	MIDDLE TENNESSEE	W	42-17	3-7
N19	at FIU	L	14-31	3-8
N26	WKU	L	6-60	3-9

MIDDLE TENNESSEE (8-5, 5-3 C-USA)

S3	ALABAMA A&M	W	55-0	1-0
S10	at Vanderbilt	L	24-47	1-1
S17	at Bowling Green	W	41-21	2-1
S24	LOUISIANA TECH	W	38-34	3-1
O1	at North Texas	W	30-13	4-1
O15	WKU	L	43-44 (2OT)	4-2

O22	at Missouri	W	51-45	5-2
O29	at FIU	W	42-35	6-2
N5	UTSA	L	25-45	6-3
N12	at Marshall	L	17-42	6-4
N19	at Charlotte	W	38-31	7-4
N26	FLORIDA ATLANTIC	W	77-56	8-4
D24	vs. Hawaii (Hawaii Bowl)	L	35-52	8-5

NORTH TEXAS (5-8, 3-5 C-USA)

A30	at (24) Texas	L	7-38	0-1
S3	SMU	L	21-34	0-1
S10	BETHUNE-COOKMAN	W	41-20	1-1
S17	at (23) Florida	L	0-32	1-2
S24	at Rice	W	42-35 (ot)	2-2
O1	MIDDLE TENNESSEE	L	13-30	2-3
O8	MARSHALL	W	38-21	3-3
O22	at Army	W	35-18	4-3
O29	at UTSA	L	17-31	4-4
N5	LOUISIANA TECH	L	24-45	4-5
N12	at WKU	L	7-45	4-6
N19	SOUTHERN MISS	W	29-23	5-6
N26	at UTEP	L	24-52	5-7
D27	vs. Army (Heart of Dallas Bowl)	L	31-38 (ot)	5-8

OLD DOMINION (10-3, 7-1 C-USA)

S4	HAMPTON	W	54-21	1-0
S10	at Appalachian State	L	7-31	1-1
S17	at NC State	L	22-49	1-2
S24	UTSA	W	33-19	2-2
O1	at Charlotte	W	52-17	3-2
O7	MASSACHUSETTS	W	36-16	4-2
O22	at WKU	L	24-59	4-3
O29	at UTEP	W	31-21	5-3
N5	MARSHALL	W	38-14	6-3
N12	SOUTHERN MISS	W	51-35	7-3
N19	at Florida Atlantic	W	42-24	8-3
N26	FIU	W	42-28	9-3
D23	vs. Eastern Michigan (Bahamas Bowl)	W		
24-20	10-3			

RICE (3-9, 2-6 C-USA)

S1	at WKU	L	14-46	0-1
S10	at Army	L	14-31	0-2
S16	BAYLOR	L	10-38	0-3
S24	NORTH TEXAS	L	35-42 (ot) 0-4	
O1	at Southern Miss	L	28-44	0-5
O15	UTSA	L	13-14	0-6
O22	PRAIRIE VIEW A&M	W	65-44	1-6
O29	at Louisiana Tech	L	16-61	1-7
N5	FLORIDA ATLANTIC	L	25-42	1-8
N12	at Charlotte	W	22-21	2-8
N19	UTEP	W	44-24	3-8
N26	at Stanford	L	17-41	3-9

SOUTHERN MISS (7-6, 4-4 C-USA)

S3	at Kentucky	W	44-35	1-0
S10	SAVANNAH STATE	W	56-0	2-0
S17	TROY	L	31-37	2-1
S24	at UTEP	W	34-7	3-1
O1	RICE	W	44-28	4-1
O8	at UTSA	L	32-55	4-2
O15	at (25) LSU	L	10-45	4-3
O29	MARSHALL	W	24-14	5-3
N5	CHARLOTTE	L	27-38	5-4
N12	at Old Dominion	L	35-51	5-5
N19	at North Texas	L	23-29	5-6
N25	LOUISIANA TECH	W	39-24	6-6
D24	vs. La.-Lafayette (New Orleans Bowl)	W	28-21	7-6

UTEP (4-8, 2-6 C-USA)

S3	NEW MEXICO ST.	W	38-22	1-0
S10	at (11) Texas	L	7-41	1-1
S17	ARMY	L	14-66	1-2
S24	SOUTHERN MISS	L	7-34	1-3
O1	at Louisiana Tech	L	7-28	1-4
O8	FIU	L	21-35	1-5
O22	at UTSA	W	52-49 (5ot)	2-5
O29	OLD DOMINION	L	21-31	2-6
N5	HOUSTON BAPTIST	W	42-10	3-6
N12	at Florida Atlantic	L	31-35	3-7
N19	at Rice	L	24-44	3-8
N26	NORTH TEXAS	W	52-24	4-8

UTSA (6-7, 5-3 C-USA)

S3	ALABAMA STATE	W	26-13	1-0
S10	at Colorado St.	L	14-23	1-1
S17	ARIZONA STATE	L	28-32	1-2
S24	at Old Dominion	L	19-33	1-3
O8	SOUTHERN MISS	W	55-32	2-3
O15	at Rice	W	14-13	3-3
O22	UTEP	L	49-52 (5ot)	3-4
O29	NORTH TEXAS	W	31-17	4-4
N5	at Middle Tennessee	W	45-25	5-4
N12	at Louisiana Tech	L	35-63	5-5
N19	at (22) Texas A&M	L	10-23	5-6
N26	CHARLOTTE	W	33-14	6-6
D17	vs. New Mexico (New Mexico Bowl)	L	20-23	6-7

WKU (11-3, 7-1 C-USA)

S1	RICE	W	46-14	1-0
S10	at (1) Alabama	L	10-38	1-1
S17	at Miami (Ohio)	W	31-24	2-1
S24	VANDERBILT	L	30-31 (ot)	2-2
O1	HOUSTON BAPTIST	W	50-3	3-2
O6	at Louisiana Tech	L	52-55	3-3
O15	at Middle Tennessee	W	44-43 (2ot)	4-3
O22	OLD DOMINION	W	59-24	5-3
O29	at Florida Atlantic	W	52-3	6-3
N5	FIU	W	49-21	7-3
N12	NORTH TEXAS	W	45-7	8-3
N26	at Marshall	W	60-6	9-3
D3	LA TECH (C-USA Champ Game)	W	58-44	10-3
D20	vs. Memphis (Boca Raton Bowl)	W	51-31	11-3

Most Valuable Player

Ryan White, QB, WKU

Offensive Player of the Year

Carlos Henderson, WR, Louisiana Tech

Defensive Player of the Year

Trey Hendrickson, DE, Florida Atlantic

Special Teams Player of the Year

Carlos Henderson, WR, Louisiana Tech

Newcomer of the Year

Mike White, QB, WKU

Freshman of the Year

Josiah Tauaefa, LB, UTSA

Coach of the Year

Skip Holtz, Louisiana Tech

HIGHLIGHTS

WKU became just the second school to win the C-USA Championship Game in back-to-back seasons...The league sent a record seven teams to bowl games, including Old Dominion and UTSA, which each had their first bowl appearance...C-USA posted a winning record in bowl games for the sixth consecutive year and is now 22-11 in bowl games over that period...Ten players received All-America recognition from at least one major outlet, with UTEP RB Aaron Jones, UTEP OL Will Hernandez and WKU OL Forrest Lamp earning recognition from multiple outlets, including Associated Press. Six players earned spots on various Freshman All-America teams, with Charlotte S Ben DeLuca, Middle Tennessee WR Ty Lee and UTSA LB Josiah Tauaefa earning recognition by multiple outlets...Middle Tennessee LB Steven Rhodes was the recipient of the Armed Forces Merit Award...Five Conference USA players were named to the CoSIDA Academic All-District Team...C-USA had six individual leaders and one team leader in national statistical categories: WKU RB Anthony Wales led the FBS in rushing touchdowns and scoring, LA Tech WR Trent Taylor led

2015 STANDINGS

East Division

	C-USA						All Games						
	W-L	Pct.	H	A	Div.	Pts	Opp	W-L	Pct.	H	A	Pts	Opp
X-WKU	8-0	1.000	4-0	4-0	5-0	405	188	12-2	.857	6-0	6-2	620	363
MIDDLE TENNESSEE	6-2	.750	4-0	2-2	4-1	293	206	7-6	.538	5-1	2-5	442	346
MARSHALL	6-2	.750	4-0	2-2	4-2	259	133	10-3	.769	6-0	4-3	407	231
FIU	3-5	.375	3-1	0-4	2-4	216	270	5-7	.417	4-1	1-6	306	358
FLORIDA ATLANTIC	3-5	.375	1-3	2-2	3-3	177	201	3-9	.250	1-5	2-4	270	345
OLD DOMINION	3-5	.375	2-2	1-3	1-4	215	298	5-7	.417	3-4	2-3	291	429
CHARLOTTE	0-8	.000	0-4	0-4	0-5	140	310	2-10	.167	1-5	1-5	210	435

West Division

	C-USA						All Games						
	W-L	Pct.	H	A	Div.	Pts	Opp	W-L	Pct.	H	A	Pts	Opp
SOUTHERN MISS	7-1	.875	4-0	3-1	5-0	348	143	9-5	.643	5-1	4-4	559	358
LOUISIANA TECH	6-2	.750	3-1	3-1	4-1	283	208	9-4	.692	5-1	4-3	488	349
UTSA	3-5	.375	1-3	2-2	2-3	191	231	3-9	.250	1-5	2-4	271	405
UTEP	3-5	.375	2-2	1-3	2-3	138	214	5-7	.417	3-2	2-5	248	395
RICE	3-5	.375	1-3	2-2	1-4	174	271	5-7	.417	3-3	2-4	313	430
NORTH TEXAS	1-7	.125	1-3	0-4	1-4	146	312	1-11	.083	1-4	0-7	182	495

x- Conference USA Champion



CHARLOTTE (2-10, 0-8 C-USA)

S4	at Georgia State	W	23-20	1-0
S12	PRESBYTERIAN	W	34-10	2-0
S19	at Middle Tennessee	L	14-73	2-1
S26	FLORIDA ATLANTIC	L	7-17	2-2
O2	TEMPLE	L	3-37	2-3
O17	at Old Dominion	L	34-37	2-4
O24	SOUTHERN MISS	L	10-44	2-5
O31	MARSHALL	L	10-34	2-6
N7	at FIU	L	31-48	2-7
N14	UTSA	L	27-30 (ot)	2-8
N21	at Kentucky	L	10-58	2-9
N28	at Rice	L	7-27	2-10

FIU (5-7, 3-5 C-USA)

S3	at UCF	W	15-14	1-0
S12	at Indiana	L	22-36	1-1
S19	N.C. CENTRAL	W	39-14	2-1
S26	at Louisiana Tech	L	17-27	2-2
O3	at Massachusetts	L	14-24	2-3
O10	UTEP	W	52-12	3-3
O17	at Middle Tennessee	L	34-42	3-4
O24	OLD DOMINION	W	41-12	4-4
O31	at Florida Atlantic	L	17-31	4-5
N7	CHARLOTTE	W	48-31	5-5
N14	at Marshall	L	0-52	5-6
N21	WKU	L	7-63	5-7

FLORIDA ATLANTIC (3-9, 3-5 C-USA)

S5	at Tulsa	L	44-47 (ot)	0-1
S11	MIAMI (FLA.)	L	20-44	0-2
S19	BUFFALO	L	15-33	0-3
S26	at Charlotte	W	17-7	1-3
O10	RICE	L	26-27	1-4
O17	MARSHALL	L	17-33	1-5
O24	at UTEP	L	17-27	1-6
O31	FIU	W	31-17	2-6
N7	at WKU	L	19-35	2-7
N14	MIDDLE TENNESSEE	L	17-24	2-8
N21	at (8) Florida	L	14-20 (ot)	2-9
N28	at Old Dominion	W	33-31	3-9

LOUISIANA TECH (9-4, 6-2 C-USA)

S5	SOUTHERN	W	62-15	1-0
S10	at WKU	L	38-41	1-1
S19	at Kansas State	L	33-39 (3ot)	1-2
S26	FIU	W	27-17	2-2
O3	LOUISIANA-LAFAYETTE	W	43-14	3-2
O10	at UTSA	W	34-31	4-2
O17	at Mississippi State	L	20-45	4-3
O24	MIDDLE TENNESSEE	W	45-16	5-3
O30	at Rice	W	42-17	6-3
N7	NORTH TEXAS	W	56-13	7-3
N21	at UTEP	W	17-15	8-3
N28	SOUTHERN MISS	L	24-58	8-4
D19	vs. Arkansas State (R+L Carriers New Orleans Bowl)	W	47-28	9-4

MARSHALL (10-3, 6-2 C-USA)

S6	PURDUE	W	41-31	1-0
S12	at Ohio	L	10-21	1-1
S19	NORFOLK STATE	W	45-7	2-1
S26	at Kent State	W	36-29 (2ot)	3-1
O3	OLD DOMINION	W	27-7	4-1
O9	SOUTHERN MISS	W	31-10	5-1
O17	at Florida Atlantic	W	33-17	6-1
O24	NORTH TEXAS	W	30-13	7-1
O31	at Charlotte	W	34-10	8-1
N7	at Middle Tennessee	L	24-27 (3ot)	8-2
N14	FIU	W	52-0	9-2
N27	at WKU	L	28-49	9-3
D26	vs. Connecticut (St. Petersburg Bowl)	W	16-10	10-3

MIDDLE TENNESSEE (7-6, 6-2 C-USA)

S5	JACKSON STATE	W	70-14	1-0
S12	at (3) Alabama	L	10-37	1-1
S19	CHARLOTTE	W	73-14	2-1
S26	at Illinois	L	25-27	2-2
O3	VANDERBILT	L	13-17	2-3
O10	at WKU	L	28-58	2-4

O17	FIU	W	42-34	3-4
O24	at Louisiana Tech	L	16-45	3-5
N7	MARSHALL	W	27-24 (3ot)	4-5
N14	at Florida Atlantic	W	24-17	5-5
N21	NORTH TEXAS	W	41-7	6-5
N28	at UTSA	W	42-7	7-5
D24	vs. Western Michigan (Popeyes Bahamas Bowl)	L	31-45	7-6

NORTH TEXAS (1-11, 1-7 C-USA)

A30	at (24) Texas	L	7-38	0-1
S12	at SMU	L	13-31	0-1
S19	RICE	L	24-38	0-2
S26	at Iowa	L	16-62	0-3
O3	at Southern Miss	L	14-49	0-4
O10	PORTLAND STATE	L	7-66	0-5
O15	WKU	L	28-55	0-6
O24	at Marshall	L	13-30	0-7
O31	UTSA	W	30-23	1-7
N7	at Louisiana Tech	L	13-56	1-8
N14	at Tennessee	L	0-24	1-9
N21	at Middle Tennessee	L	7-41	1-10
N28	UTEP	L	17-20	1-11

OLD DOMINION (5-7, 3-5 C-USA)

S5	at Eastern Michigan	W	38-34	1-0
S12	NORFOLK STATE	W	24-10	2-0
S19	NC STATE	L	14-38	2-1
S26	APPALACHIAN STATE	L	0-49	2-2
O3	at Marshall	L	7-27	2-3
O17	CHARLOTTE	W	37-34	3-3
O24	at FIU	L	12-41	3-4
O31	WKU	L	30-55	3-5
N7	at UTSA	W	36-31	4-5
N14	UTEP	W	31-21	5-5
N21	at Southern Miss	L	31-56	5-6
N28	FLORIDA ATLANTIC	L	31-33	5-7

RICE (5-7, 3-5 C-USA)

S5	WAGNER	W	56-16	1-0
S12	at Texas	L	28-42	1-1
S19	at North Texas	W	38-24	2-1
S26	at (4) Baylor	L	17-70	2-2
O3	WKU	L	10-49	2-3
O10	at Florida Atlantic	W	27-26	3-3
O24	ARMY	W	38-31	4-3
O30	LOUISIANA TECH	L	17-42	4-4
N6	at UTEP	L	21-24	4-5
N14	SOUTHERN MISS	L	10-65	4-6
N21	at UTSA	L	24-34	4-7
N28	CHARLOTTE	W	27-7	5-7

SOUTHERN MISS (9-5, 7-1 C-USA)

S5	MISSISSIPPI STATE	L	16-34	0-1
S12	AUSTIN PEAY	W	52-6	1-1
S19	at Texas State	W	56-50	2-1
S26	at Nebraska	L	28-36	2-2
O3	NORTH TEXAS	W	49-14	3-2
O9 (Fri.)	at Marshall	L	10-31	3-3
O17	UTSA	W	32-10	4-3
O24	at Charlotte	W	44-10	5-3
O31	UTEP	W	34-13	6-3
N14	at Rice	W	65-10	7-3
N21	OLD DOMINION	W	56-31	8-3
O17	at Louisiana Tech	W	58-24	9-3
D5	at WKU (C-USA Champ)	L	28-45	9-4
D26	vs. Washington (Zaxby's Heart of Dallas Bowl)	L	31-44	9-5

UTEP (5-7, 3-5 C-USA)

S5	at (18) Arkansas	L	13-48	0-1
S12	at Texas Tech	L	20-69	0-2
S19	at New Mexico State	W	50-47 (ot)	1-2
S26	INCARNATE WORD	W	27-17	2-2
O3	UTSA	L	6-25	2-3
O10	at FIU	L	12-52	2-4
O24	FLORIDA ATLANTIC	W	27-17	3-4
O31	at Southern Miss	L	13-34	3-5
N6	RICE	W	24-21	4-5
N14	at Old Dominion	L	21-31	4-6
N21	LOUISIANA TECH	L	15-17	4-7
N28	at North Texas	W	20-17	5-7

UTSA (3-9, 3-5 C-USA)

S3	at (22) Arizona	L	32-42	0-1
S12	KANSAS STATE	L	3-30	0-2
S19	at (25) Oklahoma State	L	14-69	0-3
S26	COLORADO STATE	L	31-33	0-4
O3	at UTEP	W	25-6	1-4
O10	LOUISIANA TECH	L	31-34	1-5
O17	at Southern Miss	L	10-32	1-6
O31	at North Texas	L	23-30	1-7
N7	OLD DOMINION	L	31-36	1-8
N14	at Charlotte	W	30-27 (ot)	2-8
N21	RICE	W	34-24	3-8
N28	MIDDLE TENNESSEE	L	7-42	3-9

WKU (12-2, 8-0 C-USA)

S3	at Vanderbilt	W	14-12	1-0
S10	LOUISIANA TECH	W	41-38	2-0
S19	at Indiana	L	35-38	2-1
S26	MIAMI (OHIO)	W	56-14	3-1
O3	at Rice	W	49-10	4-1
O10	MIDDLE TENNESSEE	W	58-28	5-1
O15	at North Texas	W	55-28	6-1
O24	at (5) LSU	L	20-48	6-2
O31	at Old Dominion	W	55-30	7-2
N7	FLORIDA ATLANTIC	W	35-19	8-2
N21	at FIU	W	63-7	9-2
N27	MARSHALL	W	49-28	10-2
D5	SOUTHERN MISS (C-USA Champ)	W	45-28	11-2
D21	(vs. South Florida) Miami Beach Bowl	W	45-35	12-2

Most Valuable Player

Brandon Doughty, QB, WKU

Offensive Player of the Year

Nick Mullens, QB, Southern Miss

Defensive Player of the Year

Evan McKelvey, LB, Marshall

Special Teams Player of the Year

Deandre Reaves, KR/PR, Marshall

Newcomer of the Year

Jeff Driskel, QB, Louisiana Tech

Freshman of the Year

Brent Stockstill, QB, Middle Tennessee

Coach of the Year

Todd Monken, Southern Miss

HIGHLIGHTS

C-USA Champion WKU finished the season nationally-ranked (No. 24 in AP), while Marshall received votes in the final polls. C-USA's non-conference winning percentage was its best since 2000. C-USA went 3-2 (.600) in bowl games and is now 18-8 in bowl games over the past five years. WKU senior QB Brandon Doughty led the FBS in passing yards, passing touchdowns, completion percentage and points responsible for; Louisiana Tech running back Kenneth Dixon led the FBS in scoring; WKU kicker Garrett Garrettschmidt led the FBS in field goal percentage; Florida Atlantic punter Dalton Schomp led the FBS in punting. Dixon established an all-time FBS record for touchdowns during the R+L Carriers New Orleans Bowl with 87 before finishing second in that category when Navy's Keenan Reynolds passed him later in the bowl season. UTSA senior tight end David Morgan II was selected to the USA Today All-America Second Team and WKU's Doughty received third team All-America honors from Athlon's. Louisiana Tech defensive end Jaylon Ferguson, Middle Tennessee quarterback Brent Stockstill and Middle Tennessee wide receiver Richie James were named to various Freshman All-America teams.

2014 STANDINGS

East Division							C-USA							All Games						
	W-L	Pct.	H	A	Div.	Pts	Opp	W-L	Pct.	H	A	Pts	Opp	W-L	Pct.	H	A	Pts	Opp	
X-MARSHALL	7-1	.875	3-1	4-0	5-1	378	183	13-1	.929	6-1	7-0	638	294	13-1	.929	6-1	7-0	638	294	
MIDDLE TENNESSEE	5-3	.625	4-0	1-3	4-2	270	273	6-6	.500	5-1	1-5	379	378	6-6	.500	5-1	1-5	379	378	
WKU	4-4	.500	3-1	1-3	2-3	347	347	8-5	.615	5-1	3-4	577	519	8-5	.615	5-1	3-4	577	519	
UAB	4-4	.500	2-2	2-2	2-3	258	243	6-6	.500	3-3	3-3	398	359	6-6	.500	3-3	3-3	398	359	
OLD DOMINION	4-4	.500	2-2	2-2	2-3	272	337	6-6	.500	4-2	2-4	392	456	6-6	.500	4-2	2-4	392	456	
FIU	3-5	.375	2-2	1-3	3-2	202	205	4-8	.333	3-5	1-3	276	298	4-8	.333	3-5	1-3	276	298	
FLORIDA ATLANTIC	2-6	.250	2-2	0-4	1-5	212	276	3-9	.250	3-2	0-7	288	413	3-9	.250	3-2	0-7	288	413	

West Division							C-USA							All Games						
	W-L	Pct.	H	A	Div.	Pts	Opp	W-L	Pct.	H	A	Pts	Opp	W-L	Pct.	H	A	Pts	Opp	
LOUISIANA TECH	7-1	.875	4-0	3-1	5-0	357	159	9-5	.643	4-1	5-4	523	346	9-5	.643	4-1	5-4	523	346	
RICE	5-3	.625	3-1	2-2	4-1	248	243	8-5	.615	4-1	4-4	374	370	8-5	.615	4-1	4-4	374	370	
UTEP	5-3	.625	4-0	1-3	3-2	213	208	7-6	.538	5-1	2-5	346	365	7-6	.538	5-1	2-5	346	365	
UTSA	3-5	.375	3-1	0-4	2-3	133	214	4-8	.333	3-3	1-5	205	311	4-8	.333	3-3	1-5	205	311	
NORTH TEXAS	2-6	.250	2-2	0-4	0-5	175	262	4-8	.333	4-2	0-6	326	358	4-8	.333	4-2	0-6	326	358	
SOUTHERN MISS	1-7	.125	0-4	1-3	1-4	169	284	3-9	.250	2-4	1-5	228	425	3-9	.250	2-4	1-5	228	425	

x- Conference USA Champion



FIU (4-8, 3-5 C-USA)

A30	BETHUNE-COOKMAN	L	12-14	0-1
S6	WAGNER	W	34-3	1-1
S13	PITTSBURGH	L	25-42	1-2
S20	LOUISVILLE	L	3-34	1-3
S27	at UAB	W	34-20	2-3
O2	FLORIDA ATLANTIC	W	38-10	3-3
O11	at UTSA	L	13-16	3-4
O18	(24) MARSHALL	L	13-45	3-5
N1	RICE	L	17-31	3-6
N8	at Old Dominion	L	35-38	3-7
N15	MIDDLE TENNESSEE	W	38-28	4-7
N22	at North Texas	L	14-17	4-8

FLORIDA ATLANTIC (3-9, 2-6 C-USA)

A30	at (22) Nebraska	L	7-55	0-1
S6	at Alabama	L	0-41	0-2
S13	TULSA	W	50-21	1-2
S20	at Wyoming (Mtn. West Net)	L	19-20	1-3
S27	UTSA	W	41-37	2-3
O2	at FIU	L	10-38	2-4
O18	WKU	W	45-38	3-4
O25	at (22) Marshall	L	16-35	3-5
N1	UAB	L	28-31	3-6
N8	at North Texas	L	10-31	3-7
N22	at Middle Tennessee	L	34-35	3-8
N29	OLD DOMINION	L	28-31	3-9

LOUISIANA TECH (9-5, 7-1 C-USA)

A30	at (3) Oklahoma	L	16-48	0-1
S6	at Louisiana-Lafayette	W	48-20	1-1
S11	at North Texas	W	42-21	2-1
S20	NORTHWESTERN STATE	L	27-30	2-2
S27	at (5) Auburn	L	17-45	2-3
O4	UTEP	W	55-3	3-3
O18	UTSA	W	27-20	4-3
O25	at Southern Miss	W	31-20	5-3
N1	WKU	W	59-10	6-3
N8	at UAB	W	40-24	7-3
N22	at Old Dominion	L	27-30	7-4
N29	RICE	W	76-31	8-4
D6	at Marshall (C-USA Champ.)	L	23-26	8-5
D26	vs. Illinois (Zaxby's Heart of Dallas Bowl)	W	35-18	9-5

MARSHALL (13-1, 7-1 C-USA)

A30	at Miami (Ohio)	W	42-27	1-0
S6	RHODE ISLAND	W	48-7	2-0
S13	OHIO	W	44-14	3-0
S20	at Akron	W	48-17	4-0
O4	at Old Dominion	W	56-14	5-0
O11	MIDDLE TENNESSEE	W	49-24	6-0
O18	at FIU	W	45-13	7-0
O25	FLORIDA ATLANTIC	W	35-16	8-0
N8	at Southern Miss	W	63-17	9-0
N15	RICE	W	41-14	10-0
N22	at UAB (WVAH)	W	23-18	11-0
N28	WKU	L	66-67 (ot)	11-1
D6	LA TECH (C-USA Champ.)	W	26-23	12-1
D23	vs. Northern Illinois (Boca Raton Bowl)	W	52-23	13-1

MIDDLE TENNESSEE (6-6, 5-3 C-USA)

A30	SAVANNAH STATE	W	61-7	1-0
S6	at Minnesota	L	24-35	1-1
S13	WKU	W	50-47 (3ot)	2-1
S20	at Memphis	L	17-36	2-2
S26	at Old Dominion	W	41-28	3-2
O4	SOUTHERN MISS	W	37-31	4-2
O11	at Marshall	L	24-49	4-3
O18	UAB	W	34-22	5-3
N1	BYU	L	7-27	5-4
N15	at FIU	L	28-38	5-5
N22	FLORIDA ATLANTIC	W	35-34	6-5
N29	at UTEP	L	21-24	6-6

NORTH TEXAS (4-8, 2-6 C-USA)

A30	at (24) Texas	L	7-38	0-1
S6	SMU	W	43-6	1-1
S11	LOUISIANA TECH	L	21-42	1-2
S20	NICHOLLS STATE	W	77-3	2-2
O4	at Indiana	L	24-49	2-3
O11	at UAB	L	21-56	2-4
O18	SOUTHERN MISS	L	20-30	2-5
O25	at Rice	L	21-41	2-6
N8	FLORIDA ATLANTIC	W	31-10	3-6
N15	at UTEP	L	17-35	3-7
N22	FIU	W	17-14	4-7
N29	at UTSA	L	27-34	4-8

OLD DOMINION (6-6, 4-4 C-USA)

A30	HAMPTON	W	41-28	1-0
S6	at NC State	L	34-46	1-1
S13	EASTERN MICHIGAN	W	17-3	2-1
S20	at Rice	W	45-42	3-1
S26	MIDDLE TENNESSEE	L	28-41	3-2
O4	MARSHALL	L	14-56	3-3
O11	at UTEP	L	35-42	3-4
O25	at WKU	L	51-66	3-5
N1	at Vanderbilt	L	28-42	3-6
N8	FIU	W	38-35	4-6
N22	LOUISIANA TECH	W	30-27 (ot)	5-6
N29	at Florida Atlantic	W	31-28	6-6

RICE (8-5, 5-3 C-USA)

A30	at (17) Notre Dame	L	17-48	0-1
S13	at (7) Texas A&M	L	10-38	0-2
S20	OLD DOMINION	L	42-45	0-3
S27	at Southern Miss	W	41-23	1-3
O4	HAWAII	W	28-14	2-3
O11	at Army	W	41-21	3-3
O25	NORTH TEXAS	W	41-21	4-3
N1	at FIU	W	31-17	5-3
N8	UTSA	W	17-7	6-3
N15	at (21) Marshall	L	14-41	6-4
N21	UTEP	W	31-13	7-4
N29	at Louisiana Tech	L	31-76	7-5
D24	vs. Fresno State (Hawaii Bowl)	W	30-6	8-5

SOUTHERN MISS (3-9, 1-7 C-USA)

A30	at Mississippi State	L	0-49	0-1
S6	ALCORN STATE	W	26-20	1-1
S13	at Alabama	L	12-52	1-2
S20	APPALACHIAN STATE	W	21-20	2-2
S27	RICE	L	23-41	2-3
O4	at Middle Tennessee	L	31-37	2-4
O18	at North Texas	W	30-20	3-4
O25	LOUISIANA TECH	L	20-35	3-5
N1	at UTEP	L	14-35	3-6
N8	(22) MARSHALL	L	17-63	3-7
N13	at UTSA	L	10-12	3-8
N29	UAB	L	24-45	3-9

UTEP (7-6, 5-3 C-USA)

A30	at New Mexico	W	31-24	1-0
S6	TEXAS TECH	L	26-30	1-1
S13	NEW MEXICO STATE	W	42-24	2-1
S27	at (25) Kansas State	L	28-58	2-2
O4	at Louisiana Tech	L	3-55	2-3
O11	OLD DOMINION	W	42-35	3-3
O25	at UTSA	W	34-0	4-3
N1	SOUTHERN MISS	W	35-14	5-3
N8	at WKU	W	27-35	5-4
N15	NORTH TEXAS	L	35-17	6-4
N21	at Rice	L	13-31	6-5
N29	MIDDLE TENNESSEE	W	24-21	7-5
D20	vs. Utah St. (Gildan New Mexico Bowl)	L	6-21	7-6

UTSA (4-8, 3-5 C-USA)

A29	at Houston	W	27-7	1-0
S4	ARIZONA	L	23-26	1-1
S13	at Oklahoma State	L	13-43	1-2
S27	at Florida Atlantic	L	37-41	1-3
O4	NEW MEXICO	L	9-21	1-4
O11	FIU	W	16-13	2-4
O18	at Louisiana Tech	L	20-27	2-5
O25	UTEP	L	0-34	2-6
N8	at Rice	L	7-17	2-7
N13	SOUTHERN MISS	W	12-10	3-7
N22	at WKU	L	7-45	3-8
N29	NORTH TEXAS	W	34-27	4-8

WKU (8-5, 4-4 C-USA)

A29	BOWLING GREEN	W	59-31	1-0
S6	at Illinois	L	34-42	1-1
S13	at Middle Tennessee	L	47-50 (3ot)	1-2
S27	at Navy	W	36-27	2-2
O4	UAB	L	39-42	2-3
O18	at Florida Atlantic	L	38-45	2-4
O25	OLD DOMINION	W	66-51	3-4
N1	at Louisiana Tech	L	10-59	3-5
N8	UTEP	W	35-27	4-5
N15	ARMY	W	52-24	5-5
N22	UTSA	W	45-7	6-5
N28	at (19) Marshall (Popeyes Bahamas Bowl)	W	67-66 (ot)	7-5
D24	vs. Central Mich.	W	49-48	8-5

Most Valuable Player

Brandon Doughty, QB, WKU

Offensive Player of the Year

Rakeem Cato, QB, Marshall

Defensive Player of the Year

Neville Hewitt, LB, Marshall

Special Teams Player of the Year

J.J. Nelson, KR/PR, UAB

Newcomer of the Year

Cody Sokol, QB, Louisiana Tech

Freshman of the Year

Ray Lawry, DB, Old Dominion

Coach of the Year

Doc Holliday, Marshall

HIGHLIGHTS

C-USA Champion Marshall (league record-tying 13 victories) finished the season nationally-ranked (No. 22), while West Division Louisiana Tech received votes in the final polls...C-USA's non-conference winning percentage was its best since 2000...With a 4-1 record, C-USA clinched the best winning percentage (.800) in bowl games among all leagues for the third time in four years. C-USA now has a record of 15-6 in bowl games over the past four years...C-USA finished the 2014 season with a record of 17-4 vs. Group of Five conference members and were 20-5 vs. Group of Five members plus Independents...WKU redshirt senior QB Brandon Doughty was the winner of the Sammy Baugh Award, given to the nation's top quarterback...He threw five TDs in the Popeyes Bahamas Bowl to give him an FBS-leading and C-USA-record 49 on the season. Doughty led the FBS with 4,830 passing yards...Marshall senior QB Rakeem Cato closed his career with at least one TD pass in 46 consecutive games, the NCAA record for all divisions. He threw a school record 40 TD passes on the season left as the school's all-time leader in pass completions and passing TDs...LA Tech junior RB Kenneth Dixon became the first player in C-USA history to score at least one TD in 14 games in a season. The only FBS player to score in every game in 2014, Dixon ran for 22 scores and caught six more TDs for a season total of 28...UAB senior KR/PR J.J. Nelson was selected to numerous All-American teams and finished the campaign ranked No. 1 in the FBS in kickoff return average (38.3 yards), the fifth-highest season mark in FBS history.

2013 STANDINGS

East Division

C-USA							All Games						
W-L	Pct.	H	A	Div.	Pts	Opp	W-L	Pct.	H	A	Pts	Opp	
MARSHALL	7-1	.875	4-0	3-1	5-1	376	183	10-4	.714	6-0	4-4	590	321
EAST CAROLINA	6-2	.750	4-0	2-2	5-1	326	190	10-3	.769	5-1	5-2	522	322
MIDDLE TENNESSEE	6-2	.750	3-1	3-1	5-1	279	201	8-5	.615	5-1	3-4	377	341
FLORIDA ATLANTIC	4-4	.500	2-2	2-2	3-3	218	168	6-6	.500	3-2	3-4	317	267
UAB	1-7	.125	0-4	1-3	1-5	191	355	2-10	.167	1-4	1-6	315	525
FIU	1-7	.125	0-4	1-3	1-5	94	257	1-11	.083	0-6	1-5	117	444
SOUTHERN MISS	1-7	.125	0-4	1-3	1-5	167	341	1-11	.083	0-5	1-6	205	503

West Division

C-USA							All Games						
W-L	Pct.	H	A	Div.	Pts	Opp	W-L	Pct.	H	A	Pts	Opp	
X-RICE	7-1	.875	4-0	3-1	5-1	242	158	10-4	.714	6-0	4-4	415	342
NORTH TEXAS	6-2	.750	3-1	3-1	4-2	262	112	9-4	.692	5-1	4-3	414	231
UTSA	6-2	.750	3-1	3-1	5-1	210	150	7-5	.583	3-3	4-2	307	316
TULANE	5-3	.625	4-0	1-3	4-2	180	140	7-6	.538	5-2	2-4	322	278
LOUISIANA TECH	3-5	.375	2-2	1-3	1-5	163	213	4-8	.333	2-4	2-4	230	315
TULSA	2-6	.250	0-4	2-2	2-4	175	257	3-9	.250	1-5	2-4	253	407
UTEP	1-7	.125	1-3	0-4	0-6	135	293	2-10	.167	1-4	1-6	261	472

x- Conference USA Champion



EAST CAROLINA (10-3, 6-2 C-USA)

A31	OLD DOMINION	W	52-38	1-0
S5	FLORIDA ATLANTIC	W	31-13	2-0
S14	VIRGINIA TECH	L	10-15	2-1
S28	at North Carolina	W	55-31	3-1
O5	at Middle Tennessee	W	24-17	4-1
O12	at Tulane	L	33-36 (3ot)	4-2
O19	SOUTHERN MISS	W	55-14	5-2
N2	at FIU	W	34-13	6-2
N9	TULSA	W	58-24	7-2
N16	UAB	W	63-14	8-2
N23	at NC State	W	42-28	9-2
N29	at Marshall	L	28-59	9-3
D23	vs. Ohio (Beef 'O' Brady's Bowl)	W	37-20	10-3

FIU (1-11, 1-7 C-USA)

A31	at Maryland	L	10-43	0-1
S6	UCF	L	0-38	0-2
S14	BETHUNE-COOKMAN	L	13-34	0-3
S21	at (6) Louisville	L	0-72	0-4
O5	at Southern Miss	W	24-23	1-4
O12	UAB	L	24-27	1-5
O26	LOUISIANA TECH	L	7-23	1-6
N2	EAST CAROLINA	L	13-34	1-7
N9	at Middle Tennessee	L	0-48	1-8
N16	at UTEP	L	10-33	1-9
N23	MARSHALL	L	10-48	1-10
N29	at Florida Atlantic	L	6-21	1-11

FLORIDA ATLANTIC (6-6, 4-4 C-USA)

A30	at Miami (Fla.)	L	6-34	0-1
S5	at East Carolina	L	13-31	0-2
S14	at South Florida	W	28-10	1-2
S21	MIDDLE TENNESSEE	L	35-42 (ot)	1-3
S28	at Rice	L	14-18	1-4
O5	at UAB	W	37-23	2-4
O12	MARSHALL	L	23-24	2-5
O26	at (11) Auburn	L	10-45	2-6
N2	TULANE	W	34-17	3-6
N16	at Southern Miss	W	41-7	4-6
N23	NEW MEXICO STATE	W	55-10	5-6
N29	FIU	W	21-6	6-6

LOUISIANA TECH (4-8, 3-5 C-USA)

A31	at NC State	L	14-40	0-1
S7	LAMAR	W	27-14	1-1
S12	TULANE	L	15-24	1-2
S21	at Kansas	L	10-13	1-3
S28	vs. Army (Dallas)	L	16-35	1-4
O5	at UTEP	W	38-35	2-4
O19	NORTH TEXAS	L	13-28	2-5
O26	at FIU	W	23-7	3-5
N9	SOUTHERN MISS	W	36-13	4-5
N16	at Rice	L	14-52	4-6
N23	TULSA	L	14-24	4-7
N30	at UTSA	L	10-30	4-8

MARSHALL (10-4, 7-1 C-USA)

A31	MIAMI (OHIO)	W	52-14	1-0
S7	GARDNER-WEBB	W	55-0	2-0
S14	at Ohio	L	31-34	2-1
S21	at Virginia Tech	L	21-29 (3ot)	2-2
O5	UTSA	W	34-10	3-2
O12	at Florida Atlantic	W	24-23	4-2
O24	at Middle Tennessee	L	49-51	4-3
N2	SOUTHERN MISS	W	61-13	5-3
N9	UAB	W	56-14	6-3
N14	at Tulsa	W	45-34	7-3
N23	at FIU	W	48-10	8-3
N29	EAST CAROLINA	W	59-28	9-3
D7	at Rice (C-USA Champ.)	L	24-41	9-4
D27	vs. Maryland (Military Bowl)	W	31-20	10-4

MIDDLE TENNESSEE (8-5, 6-2 C-USA)

A29	WESTERN CAROLINA	W	45-24	1-0
S7	at North Carolina	L	20-40	1-1
S14	MEMPHIS	W	17-15	2-1
S21	at Florida Atlantic	W	42-35 (ot)	3-1
S27	at BYU	L	10-37	3-2
O5	EAST CAROLINA	L	17-24	3-3
O12	at North Texas	L	7-34	3-4

O24	MARSHALL	W	51-49	4-4
N2	at UAB	W	24-21	5-4
N9	FIU	W	48-0	6-4
N23	at Southern Miss	W	42-21	7-4
N30	UTEP	W	48-17	8-4
D30	vs. Navy (Armed Forces Bowl)	L	6-24	8-5

NORTH TEXAS (9-4, 6-2 C-USA)

A31	IDAHO	W	40-6	1-0
S7	at Ohio	L	21-27	1-1
S14	BALL STATE	W	34-27	2-1
S21	at (9) Georgia	L	21-45	2-2
O5	at Tulane	L	21-24	2-3
O12	MIDDLE TENNESSEE	W	34-7	3-3
O19	at Louisiana Tech	W	28-13	4-3
O26	at Southern Miss	W	55-14	5-3
O31	RICE	W	28-16	6-3
N9	UTEP	W	41-7	7-3
N23	UTSA	L	13-21	7-4
N30	at Tulsa	W	42-10	8-4
J1	vs. UNLV (Heart of Dallas Bowl)	W	36-14	9-4

RICE (10-4, 7-1 C-USA)

A31	at (6) Texas A&M	L	31-52	0-1
S14	KANSAS	W	23-14	1-1
S21	HOUSTON (@Reliant)	L	26-31	1-2
S28	FLORIDA ATLANTIC	W	18-14	2-2
O5	at Tulsa	W	30-27 (ot)	3-2
O12	at UTSA	W	27-21	4-2
O19	at New Mexico State	W	45-10	5-2
O26	UTEP	W	45-7	6-2
O31	at North Texas	L	16-28	6-3
N16	LOUISIANA TECH	W	52-14	7-3
N21	at UAB	W	37-34 (ot)	8-3
N30	TULANE	W	17-13	9-3
D7	MARSHALL (C-USA Champ)	W	41-24	10-3
D31	vs. Mississippi St. (Liberty Bowl)	L	7-44	10-4

SOUTHERN MISS (1-11, 1-7 C-USA)

A31	TEXAS STATE	L	15-22	0-1
S7	at Nebraska	L	14-56	0-2
S14	at Arkansas	L	3-24	0-3
S28	at Boise State	L	7-60	0-4
O5	FIU	W	23-24	0-5
O19	at East Carolina	L	14-55	0-6
O26	NORTH TEXAS	L	14-55	0-7
N2	at Marshall	L	13-61	0-8
N9	at Louisiana Tech	L	13-36	0-9
N16	FLORIDA ATLANTIC	L	7-41	0-10
N23	MIDDLE TENNESSEE	L	21-42	0-11
N30	at UAB	W	62-27	1-11

TULANE (7-6, 5-4 C-USA)

A31	JACKSON STATE	W	34-7	1-0
S7	SOUTH ALABAMA	L	39-41	1-1
S12	at Louisiana Tech	W	24-15	2-1
S21	at Syracuse	L	17-52	2-2
S28	at Louisiana-Monroe	W	31-14	3-2
O5	NORTH TEXAS	W	24-21	4-2
O12	EAST CAROLINA	W	36-33 (3ot)	5-2
O26	TULSA	W	14-7	6-2
N2	at Florida Atlantic	L	17-34	6-3
N9	at UTSA	L	7-10	6-4
N23	UTEP	W	45-3	7-4
N30	at Rice	L	13-17	7-5
D21	vs. Louisiana-Lafayette (R-L Carriers New Orleans Bowl)	L	21-24	7-6

TULSA (3-9, 2-6 C-USA)

A29	at Bowling Green	L	7-34	0-1
S7	COLORADO STATE	W	30-27	1-1
S14	at (13) Oklahoma	L	20-51	1-2
S26	IOWA STATE	L	21-38	1-3
O5	RICE	L	27-30 (ot)	1-4
O12	at UTEP	W	34-20	2-4
O26	at Tulane	L	7-14	2-5
N2	UTSA	L	15-34	2-6
N9	at East Carolina	L	24-58	2-7
N14	MARSHALL	L	34-45	2-8
N23	at Louisiana Tech	W	24-14	3-8
N30	NORTH TEXAS	L	10-42	3-9

UAB (2-10, 1-7 C-USA)

A31	at Troy	L	31-34 (ot)	0-1
S7	at LSU	L	17-56	0-2
S21	NORTHWESTERN STATE	W	52-28	1-2
S28	at Vanderbilt	L	24-52	1-3
O5	FLORIDA ATLANTIC	L	23-37	1-4
O12	at FIU	W	27-24	2-4
O26	at UTSA	L	31-52	2-5
N2	MIDDLE TENNESSEE	L	21-24	2-6
N9	at Marshall	L	14-56	2-7
N16	at East Carolina	L	14-63	2-8
N21	RICE	L	34-37 (ot)	2-9
N30	SOUTHERN MISS	L	27-62	2-10

UTEP (2-10, 1-7 C-USA)

S7	NEW MEXICO	L	35-42 (ot)	0-1
S14	at New Mexico State	W	42-21	1-1
S21	UTSA	L	13-32	1-2
S28	at Colorado State	L	42-59	1-3
O5	LOUISIANA TECH	L	35-38	1-4
O12	TULSA	L	20-34	1-5
O26	at Rice	L	7-45	1-6
N2	at (12) Texas A&M	L	7-57	1-7
N9	at North Texas	L	7-41	1-8
N16	FIU	W	33-10	2-8
N23	at Tulane	L	3-45	2-9
N30	at Middle Tennessee	L	17-48	2-10

UTSA (7-5, 6-2 C-USA)

A31	at New Mexico	W	21-13	1-0
S7	OKLAHOMA STATE	L	35-56	1-1
S14	at Arizona	L		

2012 STANDINGS



East Division		C-USA						All Games					
	W-L	Pct.	H	A	Div.	Pts	Opp	W-L	Pct.	H	A	Pts	Opp
UCF	7-1	.875	4-0	3-1	5-0	310	173	10-4	.714	5-1	5-3	496	309
EAST CAROLINA	7-1	.875	4-0	3-1	4-1	296	224	8-5	.615	5-1	3-4	409	411
MARSHALL	4-4	.500	2-2	2-2	2-3	340	346	5-7	.417	3-3	2-4	491	517
MEMPHIS	4-4	.500	3-1	1-3	2-3	204	224	4-8	.333	3-3	1-5	293	363
UAB	2-6	.250	1-3	1-3	2-3	237	330	3-9	.250	2-4	1-5	339	450
SOUTHERN MISS	0-8	.000	0-4	0-4	0-5	168	302	0-12	.000	0-6	0-6	236	454

West Division		C-USA						All Games					
	W-L	Pct.	H	A	Div.	Pts	Opp	W-L	Pct.	H	A	Pts	Opp
X- TULSA	7-1	.875	4-0	3-1	4-1	291	188	11-3	.786	7-0	4-3	486	331
SMU	5-3	.625	4-0	1-3	3-2	259	193	7-6	.538	5-2	2-4	397	334
RICE	4-4	.500	2-2	2-2	3-2	261	233	7-6	.538	3-3	4-3	414	390
HOUSTON	4-4	.500	3-1	1-3	3-2	277	288	5-7	.417	4-3	1-4	389	432
UTEP	2-6	.250	1-3	1-3	1-4	170	240	3-9	.250	2-4	1-5	254	357
TULANE	2-6	.250	2-2	0-4	1-4	222	294	2-10	.167	2-5	0-5	257	461

x- Conference USA Champion

EAST CAROLINA (8-5, 7-1 C-USA)

S 1	APPALACHIAN STATE	W	35-13	1-0
S 8	at (9) South Carolina	L	10-48	1-1
S 15	at Southern Miss	W	24-14	2-1
S 22	at North Carolina	L	6-27	2-2
S 29	UTEP	W	28-18	3-2
O 4	at UCF	L	20-40	3-3
O 13	MEMPHIS	W	41-7	4-3
O 20	at UAB	W	45-38	5-3
O 27	NAVY	L	28-56	5-4
N 3	HOUSTON	W	48-28	6-4
N 17	at Tulane	W	28-23	7-4
N 23	MARSHALL	W	65-59 (2ot)	8-4
D 22	vs. La.-Lafayette (New Orleans Bowl)	L	34-43	8-5

HOUSTON (5-7, 4-4 C-USA)

S 1	TEXAS STATE	L	13-30	0-1
S 8	LOUISIANA TECH	L	49-56	0-2
S 15	at (22) UCLA	L	6-37	0-3
S 29	vs. Rice	W	35-14	1-3
O 6	NORTH TEXAS	W	44-21	2-3
O 13	UAB	W	39-17	3-3
O 18	at SMU	L	42-72	3-4
O 27	UTEP	W	45-35	4-4
N 3	at East Carolina	L	28-48	4-5
N 10	TULSA	L	7-41	4-6
N 17	at Marshall	L	41-44	4-7
N 24	TULANE	W	40-17	5-7

MARSHALL (5-7, 4-4 C-USA)

S 1	at (11) West Virginia	L	34-69	0-1
S 8	WESTERN CAROLINA	W	52-24	1-1
S 15	OHIO	L	24-27	1-2
S 22	at Rice	W	54-51 (2ot)	2-2
S 29	at Purdue	L	41-51	2-3
O 6	TULSA	L	38-45	2-4
O 20	at Southern Miss	W	59-24	3-4
O 27	UCF	L	17-54	3-5
N 3	MEMPHIS	W	38-28	4-5
N 10	at UAB	L	31-38	4-6
N 17	HOUSTON	W	44-41	5-6
N 23	at East Carolina	L	59-65 (ot)	5-7

MEMPHIS (4-8, 4-4 C-USA)

S 1	UT-MARTIN	L	17-20	0-1
S 8	at Arkansas State	L	28-33	0-2
S 15	MIDDLE TENNESSEE	L	30-48	0-3
S 22	at Duke	L	14-38	0-4
O 6	RICE	W	14-10	1-4
O 13	at East Carolina	L	7-41	1-5
O 20	UCF	L	17-35	1-6
O 27	at SMU	L	13-44	1-7
N 3	at Marshall	L	28-38	1-8
N 10	TULANE	W	37-23	2-8
N 17	at UAB	W	46-9	3-8
N 24	SOUTHERN MISS	W	42-24	4-8

RICE (7-6, 4-4 C-USA)

A 30	UCLA	L	24-49	0-1
S 8	at Kansas	W	25-24	1-1
S 15	at Louisiana Tech	L	37-56	1-2
S 22	MARSHALL	L	51-54 (2ot)	1-3
S 29	HOUSTON	L	14-35	1-4
O 6	at Memphis	L	10-14	1-5
O 13	UTSA	W	34-14	2-5
O 20	at Tulsa	L	24-28	2-6
O 27	SOUTHERN MISS	W	44-17	3-6
N 3	at Tulane	W	49-47	4-6
N 17	SMU	W	36-14	5-6
N 24	at UTEP	W	33-24	6-6
D 29	vs. Air Force (Armed Forces Bowl)	W	33-14	7-6

SMU (7-6, 5-3 C-USA)

S 2	at Baylor	L	24-59	0-1
S 8	STEPHEN F. AUSTIN	W	52-0	1-1
S 15	TEXAS A&M	L	3-48	1-2
S 29	(14) TCU	L	16-24	1-3
O 6	at UTEP	W	17-0	2-3
O 13	at Tulane	L	26-27	2-4
O 18	HOUSTON	W	72-42	3-4
O 27	MEMPHIS	W	44-13	4-4
N 3	at UCF	L	17-42	4-5
N 10	SOUTHERN MISS	W	34-6	5-5
N 17	at Rice	L	14-36	5-6
N 24	TULSA	W	35-27	6-6
D 24	vs. Fresno St. (Sheraton Hawai'i Bowl)	W	43-10	7-6

SOUTHERN MISS (0-12, 0-8 C-USA)

S 1	at (16) Nebraska	L	20-49	0-1
S 15	EAST CAROLINA	L	14-24	0-2
S 22	at Western Kentucky	L	17-42	0-3
S 29	(17) LOUISVILLE	L	17-21	0-4
O 6	BOISE STATE	L	14-40	0-5
O 13	at UCF	L	31-38 (2ot)	0-6
O 20	MARSHALL	L	24-59	0-7
O 27	at Rice	L	17-44	0-8
N 3	UAB	L	19-27	0-9
N 10	at SMU	L	6-34	0-10
N 17	UTEP	L	33-34	0-11
N 24	at Memphis	L	24-42	0-12

TULANE (2-10, 2-6 C-USA)

S 1	RUTGERS	L	12-24	0-1
S 8	at Tulsa	L	10-45	0-2
S 22	MISSISSIPPI	L	0-39	0-3
S 29	LOUISIANA-MONROE	L	10-63	0-4
O 6	at Louisiana-Lafayette	L	13-41	0-5
O 13	SMU	W	27-26	1-5
O 20	at UTEP	L	20-24	1-6
O 27	UAB	W	55-45	2-6
N 3	RICE	L	47-49	2-7
N 10	at Memphis	L	23-37	2-8
N 17	EAST CAROLINA	L	23-28	2-9
N 24	at Houston	L	17-40	2-10

TULSA (11-3, 7-1 C-USA)

S 1	at Iowa State	L	23-38	0-1
S 8	TULANE	W	45-10	1-1
S 15	NICHOLLS STATE	W	66-16	2-1
S 22	FRESNO STATE	W	27-26	3-1
S 29	at UAB	W	49-42	4-1
O 6	at Marshall	W	45-38	5-1
O 11	UTEP	W	33-11	6-1
O 20	RICE	W	28-24	7-1
N 3	at Arkansas	L	15-19	7-2
N 10	at Houston	W	41-7	8-2
N 17	UCF	W	23-21	9-2
N 24	at SMU	L	27-35	9-3
D 1	UCF (C-USA Championship)	W	33-27 (ot)	10-3
D 31	vs. Iowa State (AutoZone Liberty Bowl)	W	31-17	11-3

UAB (3-9, 2-6 C-USA)

S 1	TROY	L	29-39	0-1
S 15	at (8) South Carolina	L	6-49	0-2
S 22	at (16) Ohio State	L	15-29	0-3
S 29	TULSA	L	42-49	0-4
O 6	SOUTHEASTERN LOUISIANA	W	52-3	1-4
O 13	at Houston	L	17-39	1-5
O 20	EAST CAROLINA	L	38-45	1-6
O 27	at Tulane	L	45-55	1-7
N 3	at Southern Miss	W	27-19	2-7
N 10	MARSHALL	W	38-31	3-7
N 17	MEMPHIS	L	9-46	3-8
N 24	at UCF	L	24-49	3-9

UCF (10-4, 7-1 C-USA)

A 30	at Akron	W	56-14	1-0
S 8	at (14) Ohio State	L	16-31	1-1
S 15	FIU	W	33-20	2-1
S 29	MISSOURI	L	16-21	2-2
O 4	EAST CAROLINA	W	40-20	3-2
O 13	SOUTHERN MISS	W	38-31 (2ot)	4-2
O 20	at Memphis	W	35-17	5-2
O 27	at Marshall	W	54-17	6-2
N 3	SMU	W	42-17	7-2
N 10	at UTEP	W	31-24	8-2
N 17	at Tulsa	L	21-23	8-3
N 24	UAB	W	49-24	9-3
D 1	at Tulsa (C-USA Championship)	L	27-33 (ot)	9-4
D 21	vs. Ball State (Beef 'O' Brady's Bowl)	W	38-17	10-4

UTEP (3-9, 2-6 C-USA)

S 1	(4) OKLAHOMA	L	7-24	0-1
S 8	at Mississippi	L	10-28	0-2
S 15	NEW MEXICO STATE	W	41-28	1-2
S 22	at Wisconsin	L	26-37	1-3
S 29	at East Carolina	L	18-28	1-4
O 6	SMU	L	0-17	1-5
O 11	at Tulsa	L	11-33	1-6
O 20	TULANE	W	24-20	2-6
O 27	at Houston	L	35-45	2-7
N 10	UCF	L	24-31	2-8
N 17	at Southern Miss	W	34-33	3-8
N 24	RICE	L	24-33	3-9

Most Valuable Player

Rakeem Cato, QB, Marshall

Offensive Player of the Year

Zach Line, RB, SMU

Defensive Player of the Year

Kemal Ishmael, DB, UCF

Special Teams Player of the Year

Quincy McDuffie, KR, UCF

Newcomer of the Year

Vintavious Cooper, RB, East Carolina

Freshman of the Year

Kevin Grooms, RB, Marshall

Coach of the Year

Bill Blankenship, Tulsa

HIGHLIGHTS

Tulsa finished the season ranked No. 25 in the USA Today Coaches Poll, marking its second top 25 finish in three years. C-USA has had at least one team ranked in the final polls three straight years...Conference USA produced a 4-1 bowl record for the second straight season. The .800 winning percentage was the best among all conferences, earning the league the Bowl Challenge Cup for the first time...Tulsa won its second C-USA Championship (2005), playing the first overtime game in C-USA Football Championship Game history (33-27 over UCF)...Tulane junior K Cairo Santos won the Lou Groza Award, given to the nation's top placekicker. It was third time that a C-USA player has won that award...East Carolina junior DI Matt Milner and UCF senior DB Lyle Dankenbring were each named second team Academic All-Americans...A total of 36 Conference USA players participated in postseason All-Star games...For the first time in C-USA history, three different schools finished league play with just one defeat. UCF, East Carolina and Tulsa all finished with 7-1 conference records...Rice junior K Chris Boswell tied an NCAA record with three 50+ yard field goals in one game and led the FBS with six field goals of 50 yards or longer...Marshall QB Rakeem Cato led the FBS in passing offense, averaging 350.1 yards per game...UCF's Quincy McDuffie led the FBS in kickoff return average at 34.2 per game...In a Sept. 8 game vs. Louisiana Tech, Houston junior QB David Piland set an NCAA single-game record for most pass attempts without an interception, going 53-of-77 for 580 yards and 4 TDs.

2011 STANDINGS


East Division

	C-USA					All Games							
	W-L	Pct.	H	A	Div.	Pts	Opp	W-L	Pct.	H	A	Pts	Opp
x-Southern Miss	6-2	.750	4-0	2-2	3-2	279	164	12-2	.857	6-0	6-2	516	291
MARSHALL	5-3	.625	4-0	1-3	4-1	217	241	7-6	.538	4-1	3-5	284	372
EAST CAROLINA	4-4	.500	3-1	1-3	3-2	210	244	5-7	.417	3-3	2-4	315	387
UAB	3-5	.375	2-2	1-3	3-2	181	319	3-9	.250	2-3	1-6	242	441
UCF	3-5	.375	3-1	0-4	2-3	206	176	5-7	.417	5-1	0-6	325	220
MEMPHIS	1-7	.125	0-4	1-3	0-5	120	271	2-10	.167	1-5	1-5	195	421

West Division

	C-USA					All Games							
	W-L	Pct.	H	A	Div.	Pts	Opp	W-L	Pct.	H	A	Pts	Opp
HOUSTON	8-0	1.000	4-0	4-0	5-0	455	160	13-1	.929	6-1	7-0	690	314
TULSA	7-1	.875	3-1	4-0	4-1	300	160	8-5	.615	4-2	4-3	430	355
SMU	5-3	.625	4-0	1-3	3-2	197	184	8-5	.615	5-1	3-4	336	300
RICE	3-5	.375	3-1	0-4	2-3	210	260	4-8	.333	4-1	0-7	280	400
UTEP	2-6	.250	1-3	1-3	1-4	217	261	5-7	.417	3-3	2-4	319	364
TULANE	1-7	.125	0-4	1-3	0-5	137	289	2-11	.154	1-5	1-6	274	487

x- Conference USA Champion



EAST CAROLINA (5-7, 4-4 C-USA)

S3	vs. (12) S. Carolina (Charlotte, N.C.)	L	37-56	0-1
S10	(11) VIRGINIA TECH	L	10-17	0-2
S24	UAB	W	28-23	1-2
O1	NORTH CAROLINA	L	20-35	1-3
O8	at Houston	L	3-56	1-4
O15	at Memphis	W	35-17	2-4
O22	at Navy	W	38-35	3-4
O29	TULANE	W	34-13	4-4
N5	(24) SOUTHERN MISS	L	28-48	4-5
N12	at UTEP	L	17-22	4-6
N19	UCF	W	38-31	5-6
N26	at Marshall	L	27-34 (ot)	5-7

HOUSTON (13-1, 8-0 C-USA)

S3	UCLA	W	38-34	1-0
S10	at North Texas	W	48-23	2-0
S17	at Louisiana Tech	W	35-34	3-0
S24	GEORGIA STATE	W	56-0	4-0
S29	at UTEP	W	49-42	5-0
O8	EAST CAROLINA	W	56-3	6-0
O22	MARSHALL	W	63-28	7-0
O27	RICE	W	73-34	8-0
N5	at UAB	W	56-13	9-0
N10	at Tulane	W	73-17	10-0
N19	SMU	W	37-7	11-0
N25	at Tulsa	W	48-16	12-0
D3	(23) SOUTHERN MISS (C-USA Champ)	W	28-49	12-1
J2	vs. (22) Penn State (TicketCity Bowl)	W	30-14	13-1

MARSHALL (7-6, 5-3 C-USA)

S4	at (24) West Virginia	L	13-34	0-1
S10	SOUTHERN MISS	W	26-20	1-1
S17	at Ohio	L	7-44	1-2
S24	(11) VIRGINIA TECH	L	10-30	1-3
O1	at Louisville	W	17-13	2-3
O8	at UCF	L	6-16	2-4
O15	RICE	W	24-20	3-4
O22	at (20) Houston	L	28-63	3-5
O29	UAB	W	59-14	4-5
N12	at Tulsa	L	17-59	4-6
N17	at Memphis	W	23-22	5-6
N26	EAST CAROLINA	W	34-27 (ot)	6-6
D20	vs. FIU (Beef 'O' Brady's Bowl)	W	20-10	7-6

MEMPHIS (2-10, 1-7 C-USA)

S1	(20) MISSISSIPPI STATE	L	14-59	0-1
S10	at Arkansas State	L	3-47	0-2
S17	AUSTIN PEAY	W	27-6	1-2
S24	SMU	L	0-42	1-3
O1	at Middle Tennessee	L	31-38	1-4
O8	at Rice	L	6-28	1-5
O15	EAST CAROLINA	L	17-35	1-6
O22	at Tulane	W	33-17	2-6
O29	at UCF	L	0-41	2-7
N12	UAB	L	35-41	2-8
N17	MARSHALL	L	22-23	2-9
N26	at Southern Miss	L	7-44	2-10

RICE (4-8, 3-5 C-USA)

S3	at (24) Texas	L	9-34	0-1
S10	PURDUE	W	24-22	1-1
S24	at (17) Baylor	L	31-56	1-2
O1	at Southern Miss	L	24-48	1-3
O8	MEMPHIS	W	28-6	2-3
O15	at Marshall	L	20-24	2-4
O22	TULSA	L	20-38	2-5
O27	at (18) Houston	L	34-73	2-6
N5	UTEP	W	41-37	3-6
N12	at Northwestern	L	6-28	3-7
N19	TULANE	W	19-7	4-7
N26	at SMU	L	24-27	4-8

SMU (8-5, 5-3 C-USA)

S4	at (8) Texas A&M	L	14-46	0-1
S10	UTEP	W	28-17	1-1
S17	NORTHWESTERN STATE	W	40-7	2-1
S24	at Memphis	W	42-0	3-1
O1	at (20) TCU	W	40-33 (ot)	4-1
O15	UCF	W	38-17	5-1
O22	at Southern Miss	L	3-27	5-2
O29	at Tulsa	L	7-38	5-3
N5	TULANE	W	45-24	6-3
N12	NAVY	L	17-24	6-4
N19	at (10) Houston	L	7-37	6-5
N26	RICE	W	27-24	7-5
J7	vs. Pittsburgh (BBVA Compass Bowl)	W	28-6	8-5

SOUTHERN MISS (12-2, 6-2 C-USA)

S3	LOUISIANA TECH	W	19-17	1-0
S10	at Marshall	L	20-26	1-1
S17	SOUTHEASTERN LOUISIANA	W	52-6	2-1
S24	at Virginia	W	30-24	3-1
O1	RICE	W	48-24	4-1
O8	at Navy	W	63-35	5-1
O22	SMU	W	27-3	6-1
O29	at UTEP	W	31-13	7-1
N5	at East Carolina	W	48-28	8-1
N12	UCF	W	30-29	9-1
N17	at UAB	L	31-34	9-2
N26	MEMPHIS	W	44-7	10-2
D3	at (6) Houston (C-USA Champ)	W	49-28	11-2
D24	vs. Nevada (Sheraton Hawaii Bowl)	W	24-17	12-2

TULANE (2-11, 1-7 C-USA)

S3	SOUTHEASTERN LOUISIANA	W	47-33	1-0
S10	TULSA	L	3-31	1-1
S17	at UAB	W	49-10	2-1
S24	at Duke	L	27-48	2-2
O1	at Army	L	6-45	2-3
O8	SYRACUSE	L	34-37	2-4
O15	UTEP	L	7-44	2-5
O22	MEMPHIS	L	17-33	2-6
O29	at East Carolina	L	13-34	2-7
N5	at SMU	L	24-45	2-8
N10	(11) HOUSTON	L	17-73	2-9
N19	at Rice	L	7-19	2-10
N26	at Hawai'i	L	23-35	2-11

TULSA (8-5, 7-1 C-USA)

S3	at (1) Oklahoma	L	14-47	0-1
S10	at Tulane	W	31-3	1-1
S17	(7) OKLAHOMA STATE	L	33-59	1-2
S24	at (4) Boise State	L	21-41	1-3
O1	NORTH TEXAS	W	41-24	2-3
O15	UAB	W	37-20	3-3
O22	at Rice	W	38-20	4-3
O29	SM	W	38-7	5-3
N3	at UCF	W	24-17	6-3
N12	MARSHALL	W	59-17	7-3
N19	at UTEP	W	57-28	8-3
N25	(7) HOUSTON	L	16-48	8-4
D30	vs. BYU (Armed Forces Bowl)	L	21-24	8-5

UAB (3-9, 3-5 C-USA)

S10	at (18) Florida	L	0-39	0-1
S17	TULANE	L	10-49	0-2
S24	at East Carolina	L	23-28	0-3
O1	at Troy	L	23-24	0-4
O8	MISSISSIPPI STATE	L	3-21	0-5
O15	at Tulsa	L	20-37	0-6
O20	UCF	W	26-24	1-6
O29	at Marshall	L	14-59	1-7
N5	(14) HOUSTON	L	13-56	1-8
N12	at Memphis	W	41-35	2-8
N17	SOUTHERN MISS	W	34-31	3-8
N26	at Florida Atlantic	L	35-38	3-9

UCF (5-7, 3-5 C-USA)

S3	CHARLESTON SOUTHERN	W	62-0	1-0
S10	BOSTON COLLEGE	W	30-3	2-0
S17	at Florida International	L	10-17	2-1
S23	at BYU	L	17-24	2-2
O8	MARSHALL	W	16-6	3-2
O15	at SMU	L	17-38	3-3
O20	at UAB	L	24-26	3-4
O29	MEMPHIS	W	41-0	4-4
N3	TULSA	L	17-24	4-5
N12	at (20) Southern Miss	L	29-30	4-6
N19	at East Carolina	L	31-38	4-7
N25	UTEP	W	31-14	5-7

UTEP (5-7, 2-6 C-USA)

S3	STONY BROOK	W	31-24 (ot)	1-0
S10	at SMU	L	17-28	1-1
S17	at New Mexico State	W	16-10	2-1
S24	at (18) South Florida	L	24-52	2-2
S29	HOUSTON	L	42-49	2-3
O15	at Tulane	W	44-7	3-3
O22	COLORADO STATE	W	31-17	4-3
O29	(25) SOUTHERN MISS	L	13-31	4-4
N5	at Rice	L	37-41	4-5
N12	EAST CAROLINA	W	22-17	5-5
N19	TULSA	L	28-57	5-6
N25	at UCF	L	14-31	5-7

Most Valuable Player

Case Keenum, QB, Houston

Offensive Player of the Year

Patrick Edwards, WR, Houston

Defensive Player of the Year

Vinny Curry, DE, Marshall

Special Teams Player of the Year

Tyron Carrier, KR, Houston

Newcomer of the Year

D.J. Hayden, DB, Houston

Freshman of the Year

Jeremy Grove, LB, East Carolina

Coach of the Year

Kevin Sumlin, Houston

HIGHLIGHTS

C-USA had two teams ranked in the top 20 of the final polls for the first time. Houston finished as high as No. 14 (*USA Today* Coaches Poll), while Southern Miss ranked as high as No. 19 (*USA Today* Coaches Poll). For the second straight season C-USA had two teams nationally-ranked to end the year. Over the last two years, Houston, Southern Miss, Tulsa and UCF have each closed the season in the rankings. The only conferences that have had more than four different schools ranked in the final poll over the last two seasons are the Big Ten, Big 12 and SEC...Houston tied LSU for the most victories in the FBS this season with 13, while Southern Miss was tied for third place among all teams...According to the computers used to determine the BCS rankings, C-USA ranked the highest among the five non-AQ conferences...With a 4-1 bowl record, C-USA tied for the best winning percentage among all conferences at .800. Included in C-USA's postseason wins were victories over No. 22 Penn State of the Big Ten and Pittsburgh of the Big East. The win over Penn State marked the first time that C-USA has defeated a ranked team from an AQ conference in a bowl game...Conference USA produced its highest single-season victory total against teams from BCS AQ leagues. Included were wins over teams from the ACC, Big East, Big Ten and Pac-12...Houston senior QB Case Keenum won the Sammy Baugh Award, given to the nation's top passer. Keenum, who also won the award in 2009, is just the second two-time winner...Southern Miss senior QB Austin Davis was named the winner of the Burtlesworth Trophy, which is given to the nation's most outstanding player who began his career as a walk-on...Five C-USA players were named First-Team Academic All-District, while East Carolina DE Matt Milner was named a Second-Team Academic All-American...C-USA produced three National Defensive Players of the Week: Houston LB Sammy Brown, Marshall DE Vinny Curry and SMU LB Ja'Gared Davis...Two C-USA schools were honored as the Tostitos Fiesta Bowl National Team of the Week. SMU won the award on Oct. 3 and Houston was honored on Nov. 28.

2010 STANDINGS


East Division

	C-USA						All Games						
	W-L	Pct.	H	A	Div.	Pts	Opp	W-L	Pct.	H	A	Pts	Opp
x-UCF	7-1	.875	3-1	4-0	4-1	326	165	11-3	.786	5-2	6-1	449	240
EAST CAROLINA	5-3	.625	3-1	2-2	4-1	346	327	6-7	.462	4-2	2-5	478	572
SOUTHERN MISS	5-3	.625	2-2	3-1	3-2	360	277	8-5	.615	4-2	4-3	479	384
MARSHALL	4-4	.500	3-1	1-3	2-3	170	209	5-7	.417	4-2	1-5	250	345
UAB	3-5	.375	2-2	1-3	2-3	198	253	4-8	.333	3-3	1-5	316	379
MEMPHIS	0-8	.000	0-4	0-4	0-5	128	306	1-11	.083	1-5	0-6	173	478

West Division

	C-USA						All Games						
	W-L	Pct.	H	A	Div.	Pts	Opp	W-L	Pct.	H	A	Pts	Opp
SMU	6-2	.750	3-1	3-1	3-2	232	201	7-7	.500	4-3	3-4	360	359
TULSA	6-2	.750	4-0	2-2	4-1	346	233	10-3	.769	6-0	4-3	538	394
HOUSTON	4-4	.500	2-2	2-2	3-2	327	245	5-7	.417	3-3	2-4	452	386
UTEP	3-5	.375	3-1	0-4	2-3	182	207	6-7	.462	5-1	1-6	338	357
RICE	3-5	.375	3-1	0-4	1-4	269	337	4-8	.333	3-4	1-4	344	462
TULANE	2-6	.250	1-3	1-3	2-3	219	343	4-8	.333	2-5	2-3	299	446

x- Conference USA Champion



EAST CAROLINA (6-7, 5-3 C-USA)

S5	TULSA	W	51-49	1-0
S11	MEMPHIS	W	49-27	2-0
S18	at Virginia Tech	L	27-49	2-1
O2	at North Carolina	L	17-42	2-2
O9	at Southern Miss	W	44-43	3-2
O16	NC STATE	W	33-27 (ot)	4-2
O23	MARSHALL	W	37-10	5-2
O30	at UCF	L	35-49	5-3
N6	NAVY	L	35-76	5-4
N11	at UAB	W	54-42	6-4
N20	at Rice	L	38-62	6-5
N26	SMU	L	38-45 (ot)	6-6
D29	vs. Maryland (Military Bowl)	L	20-51	6-7

HOUSTON (5-7, 4-4 C-USA)

S4	TEXAS STATE	W	68-28	1-0
S10	UTEP	W	54-24	2-0
S18	at UCLA	L	13-31	2-1
S25	TULANE	W	42-23	3-1
O9	MISSISSIPPI STATE	L	24-47	3-2
O16	at Rice	L	31-34	3-3
O23	at SMU	W	45-20	4-3
O30	at Memphis	W	56-17	5-3
N5	UCF	L	33-40	5-4
N13	TULSA	L	25-28	5-5
N20	at Southern Miss	L	41-59	5-6
N27	at Texas Tech	L	20-35	5-7

MARSHALL (5-7, 4-4 C-USA)

S2	at (2) Ohio State	L	7-45	0-1
S10	(22) WEST VIRGINIA	L	21-24 (ot)	0-2
S18	at Bowling Green	L	28-44	0-3
S25	OHIO	W	24-23	1-3
O2	at Southern Miss	L	16-41	1-4
O13	UCF	L	14-35	1-5
O23	at East Carolina	L	10-37	1-6
O30	UTEP	W	16-12	2-6
N6	at UAB	W	31-17	3-6
N13	MEMPHIS	W	28-13	4-6
N20	at SMU	L	17-31	4-7
N27	TULANE	W	38-23	5-7

MEMPHIS (1-11, 0-8 C-USA)

S4	at Mississippi State	L	7-49	0-1
S11	at East Carolina	L	27-49	0-2
S18	MIDDLE TENNESSEE	W	24-17	1-2
S25	at UTEP	L	13-16	1-3
O2	TULSA	L	7-48	1-4
O9	at Louisville	L	0-56	1-5
O16	SOUTHERN MISS	L	19-41	1-6
O30	HOUSTON	L	17-56	1-7
N6	TENNESSEE	L	14-50	1-8
N13	at Marshall	L	13-28	1-9
N20	at UAB	L	15-31	1-10
N27	UCF	L	17-37	1-11

RICE (4-8, 3-5 C-USA)

S4	(4) TEXAS	L	17-34	0-1
S11	at North Texas	W	32-31	1-1
S18	NORTHWESTERN	L	13-30	1-2
S25	BAYLOR	L	13-30	1-3
O2	SMU	L	31-42	1-4
O9	at UTEP	L	24-44	1-5
O16	HOUSTON	W	34-31	2-5
O23	at UCF	L	14-41	2-6
N6	at Tulsa	L	27-64	2-7
N13	at Tulane	L	49-54	2-8
N20	EAST CAROLINA	W	62-38	3-8
N27	UAB	W	28-23	4-8

SMU (7-7, 6-2 C-USA)

S5	at Texas Tech	L	27-35	0-1
S11	UAB	W	28-7	1-1
S18	WASHINGTON STATE	W	35-21	2-1
S24	(4) TCU	L	24-41	2-2
O2	at Rice	W	42-31	3-2
O9	TULSA	W	21-18	4-2
O16	at Navy	L	21-28	4-3
O23	HOUSTON	L	20-45	4-4
O30	at Tulane	W	31-17	5-4
N6	at UTEP	L	14-28	5-5
N20	MARSHALL	W	31-17	6-5
N27	at East Carolina	W	45-38 (OT)	7-5
D4	at (25) UCF (C-USA Champ.)	L	7-17	7-6
D30	vs. Army (Armed Forces Bowl)	L	14-16	7-7

SOUTHERN MISS (8-5, 5-3 C-USA)

S2	at South Carolina	L	13-41	0-1
S11	PRAIRIE VIEW A&M	W	34-7	1-1
S17	KANSAS	W	31-16	2-1
S25	at Louisiana Tech	W	13-12	3-1
O2	MARSHALL	W	41-16	4-1
O9	EAST CAROLINA	L	43-44	4-2
O16	at Memphis	W	41-19	5-2
O30	UAB	L	49-50 (2ot)	5-3
N6	at Tulane	W	46-30	6-3
N13	at (23) UCF	W	31-21	7-3
N20	HOUSTON	W	59-41	8-3
N26	at Tulsa	L	50-56	8-4
D21	vs. Louisville (Beef 'O' Brady's Bowl)	L	28-31	8-5

TULANE (4-8, 2-6 C-USA)

S2	SOUTHEASTERN LOUISIANA	W	27-21	1-0
S11	MISSISSIPPI	L	13-27	1-1
S25	at Houston	L	23-42	1-2
O2	at Rutgers	W	17-14	2-2
O9	ARMY	L	23-41	2-3
O16	at Tulsa	L	24-52	2-4
O23	at UTEP	W	34-24	3-4
O30	SMU	L	17-31	3-5
N6	SOUTHERN MISS	L	30-46	3-6
N13	RICE	W	54-49	4-6
N20	UCF	L	14-61	4-7
N27	at Marshall	L	23-38	4-8

TULSA (10-3, 6-2 C-USA)

S5	at East Carolina	L	49-51	0-1
S11	BOWLING GREEN	W	33-20	1-1
S18	at Oklahoma State	L	28-65	1-2
S25	CENTRAL ARKANSAS	W	41-14	2-2
O2	at Memphis	W	48-7	3-2
O9	at SMU	L	18-21	3-3
O16	TULANE	W	52-24	4-3
O30	at Notre Dame	W	28-27	5-3
N6	RICE	W	64-27	6-3
N13	at Houston	W	28-25	7-3
N20	UTEP	W	31-28	8-3
N26	SOUTHERN MISS	W	56-50	9-3
D24	at (25) Hawai'i (Sheraton Hawai'i Bowl)	W	62-35	10-3

UAB (4-8, 3-5 C-USA)

S2	FLORIDA ATLANTIC	L	31-32	0-1
S11	at SMU	L	7-28	0-2
S18	TROY	W	34-33	1-2
S25	at Tennessee	L	29-32 (ot)	1-3
O6	at UCF	L	7-42	1-4
O16	UTEP	W	21-6	2-4
O23	at Mississippi State	L	24-29	2-5
O30	at Southern Miss	W	50-49 (2ot)	3-5
N6	MARSHALL	L	17-31	3-6
N11	EAST CAROLINA	L	42-54	3-7
N20	MEMPHIS	W	31-15	4-7
N27	at Rice	L	23-28	4-8

UCF (11-3, 7-1 C-USA)

S4	SOUTH DAKOTA	W	38-7	1-0
S11	NC STATE	L	21-28	1-1
S18	at Buffalo	W	24-10	2-1
S25	at Kansas State	L	13-17	2-2
O6	UAB	W	42-7	3-2
O13	at Marshall	W	35-14	4-2
O23	RICE	W	41-14	5-2
O30	EAST CAROLINA	W	49-35	6-2
N5	at Houston	W	40-33	7-2
N13	SOUTHERN MISS	L	21-31	7-3
N20	at Tulane	W	61-14	8-3
N27	at Memphis	W	37-17	9-3
D4	SMU (C-USA Championship)	W	17-7	10-3
D31	vs. Georgia (Liberty Bowl)	W	10-6	11-3

UTEP (6-7, 3-5 C-USA)

S4	ARKANSAS-PINE BLUFF	W	31-10	1-0
S10	at Houston	L	24-54	1-1
S18	NEW MEXICO STATE	W	42-10	2-1
S25	MEMPHIS	W	16-13	3-1
O2	at New Mexico	W	38-20	4-1
O9	RICE	W	44-24	5-1
O16	at UAB	L	6-21	5-2
O23	TULANE	L	24-34	5-3
O30	at Marshall	L	12-16	5-4
N6	SMU	W	28-14	6-4
N13	at (14) Arkansas	L	21-58	6-5
N20	at Tulsa	L	28-31	6-6
D18	vs. BYU (New Mexico Bowl)	L	24-52	6-7

Most Valuable Player

Dwayne Harris, WR/KR, East Carolina

Offensive Player of the Year

G.J. Kinne, QB, Tulsa

Defensive Player of the Year

Bruce Miller, DE, UCF

Special Teams Player of the Year

Damaris Johnson, KR/PR, Tulsa

Newcomer of the Year

Dominique Davis, QB, East Carolina

Freshman of the Year

Jeff Godfrey, QB, UCF

Coach of the Year

George O'Leary, UCF

HIGHLIGHTS

For the first time in its 15 football seasons, two Conference USA teams were ranked in the final poll of the season. UCF was ranked No. 21 and Tulsa was No. 24 in the final AP poll. It was the first time the Knights had ever been ranked in the final poll, while the Golden Hurricane were ranked at the end of the season for the first time since 1991...Conference USA sent six teams to bowl games for the fifth time in six seasons. UCF's 10-6 win over Georgia in the AutoZone Liberty Bowl marked the school's first-ever bowl victory...Tulsa's Damaris Johnson became the NCAA's active leader in all-purpose yards during the Golden Hurricane's Sheraton Hawai'i Bowl victory at No. 25 Hawai'i and finished the game with 7,796 yards. He broke the FBS record for career kickoff return yardage earlier in the season and closed the year with 3,417 kickoff return yards...UCF DE Bruce Miller became just the second player in league history to win Defensive Player of the Year honors in back-to-back seasons and closed his career ranked fifth all-time in sacks in FBS history with 35.5...East Carolina QB Dominique Davis was named C-USA Newcomer of the Year after helping set 15 single-season school offensive records. He led the nation in completions and ranked second in points responsible for per game and third in touchdown passes...Southern Miss equaled a school record by posting its 17th consecutive winning season...Rice S Travis Bradshaw was an Academic All-American and five C-USA players were Academic All-District selections...Rice joined Northwestern in sharing the American Football Coaches Association's 2010 Academic Achievement Award for having a graduation rate of better than 90 percent among its student-athletes. Four other C-USA schools were among those recognized by the AFCA for having graduation rates higher than 75 percent.

2009 STANDINGS

East Division

	C-USA						All Games						
	W-L	Pct.	H	A	Div.	Pts	Opp	W-L	Pct.	H	A	Pts	Opp
x-EAST CAROLINA	7-1	.875	4-0	3-1	5-0	254	149	9-5	.643	6-1	3-4	378	307
UCF	6-2	.750	4-0	2-2	3-2	255	145	8-5	.615	6-1	2-4	340	293
SOUTHERN MISS	5-3	.625	4-0	1-3	3-2	256	200	7-6	.538	6-0	1-6	428	336
MARSHALL	4-4	.500	2-2	2-2	2-3	197	185	7-6	.538	4-2	3-4	286	320
UAB	4-4	.500	2-2	2-2	2-3	231	228	5-7	.417	3-2	2-5	333	388
MEMPHIS	1-7	.125	1-3	0-4	0-5	165	272	2-10	.167	2-4	0-6	262	418

West Division

	C-USA						All Games						
	W-L	Pct.	H	A	Div.	Pts	Opp	W-L	Pct.	H	A	Pts	Opp
HOUSTON	6-2	.750	4-0	2-2	4-1	379	242	10-4	.714	6-0	4-4	591	421
SMU	6-2	.750	4-0	2-2	4-1	228	219	8-5	.615	5-1	3-4	380	359
UTEP	3-5	.375	3-1	0-4	2-3	289	269	4-8	.333	3-3	1-5	358	402
TULSA	3-5	.375	1-3	2-2	2-3	230	242	5-7	.417	2-4	3-3	351	328
RICE	2-6	.250	2-2	0-4	2-3	154	322	2-10	.167	2-4	0-6	219	519
TULANE	1-7	.125	1-3	0-4	1-4	131	296	3-9	.250	2-4	1-5	193	440

x- Conference USA Champion



EAST CAROLINA (9-5, 7-1 C-USA)

S5	APPALACHIAN STATE	W	29-24	1-0
S12	at West Virginia	L	20-35	1-1
S19	at (19) North Carolina	L	17-31	1-2
S26	UCF	W	19-14	2-2
O3	at Marshall	W	21-17	3-2
O10	at SMU	L	21-28	3-3
O17	RICE	W	49-13	4-3
O27	at Memphis	W	38-19	5-3
N5	(22) VIRGINIA TECH	L	3-16	5-4
N15	at Tulsa	W	44-17	6-4
N21	UAB	W	37-21	7-4
N28	SOUTHERN MISS	W	25-20	8-4
D5	(18) HOUSTON (C-USA Championship)	W	38-32	9-4
J2	vs. Arkansas (Liberty Bowl)	L	17-20	9-5

HOUSTON (10-4, 6-2 C-USA)

S5	NORTHWESTERN STATE	W	55-7	1-0
S12	at (5) Oklahoma State	W	45-35	2-0
S26	TEXAS TECH	W	29-28	3-0
O3	at UTEP	L	41-58	3-1
O10	at Mississippi State	W	31-24	4-1
O17	at Tulane	W	44-16	5-1
O24	SMU	W	38-15	6-1
O31	SOUTHERN MISS	W	50-43	7-1
N7	at Tulsa	W	46-45	8-1
N14	at UCF	L	32-37	8-2
N21	MEMPHIS	W	55-14	9-2
N28	RICE	W	73-14	10-2
D5	at East Carolina (C-USA Champ.)	L	32-38	10-3
D31	vs. Air Force (Armed Forces Bowl)	L	20-47	10-4

MARSHALL (7-6, 4-4 C-USA)

S5	SOUTHERN ILLINOIS	W	31-28	1-0
S12	at (14) Virginia Tech	L	10-52	1-1
S19	BOWLING GREEN	W	17-10	2-1
S26	at Memphis	W	27-16	3-1
O3	EAST CAROLINA	L	17-21	3-2
O10	at Tulane	W	31-10	4-2
O17	at West Virginia	L	7-24	4-3
O24	UAB	W	27-7	5-3
N1	at UCF	L	20-21	5-4
N14	SOUTHERN MISS	L	20-27	5-5
N21	SMU	W	34-31	6-5
N28	at UTEP	L	21-52	6-6
D26	vs. Ohio (Little Caesars Pizza Bowl)	W	21-17	7-6

MEMPHIS (2-10, 1-7 C-USA)

S6	(8) Mississippi	L	14-45	0-1
S12	at Middle Tennessee	L	14-31	0-2
S19	UT-MARTIN	W	41-14	1-2
S26	MARSHALL	L	16-27	1-3
O3	at UCF	L	14-32	1-4
O10	UTEP	W	35-20	2-4
O17	at Southern Miss	L	16-36	2-5
O27	East Carolina	L	19-38	2-6
N7	at Tennessee	L	28-56	2-7
N14	UAB	L	21-31	2-8
N21	at (22) Houston	L	14-55	2-9
N27	at Tulsa	L	30-33 (ot)	2-10

RICE (2-10, 2-6 C-USA)

S5	at UAB	L	24-44	0-1
S12	at Texas Tech	L	10-55	0-2
S19	at (16) Oklahoma State	L	24-41	0-3
S26	VANDERBILT	L	17-36	0-4
O3	TULSA	L	10-27	0-5
O10	NAVY	L	14-63	0-6
O17	at East Carolina	L	13-49	0-7
O24	UCF	L	7-49	0-8
N7	at SMU	L	28-31	0-9
N14	TULANE	W	28-20	1-9
N21	UTEP	W	30-29	2-9
N28	at (20) Houston	L	14-73	2-10

SMU (8-5, 6-2 C-USA)

S5	STEPHEN F. AUSTIN	W	31-23	1-0
S12	at UAB	L	35-33	2-0
S19	at Washington State	L	27-30 (OT)	2-1
O3	at (10) TCU	L	14-39	2-2
O10	EAST CAROLINA	W	28-21	3-2
O17	NAVY	L	35-38 (OT)	3-3
O24	at (17) Houston	L	15-38	3-4
O31	at Tulsa	W	27-13	4-4
N7	RICE	W	31-28	5-4
N14	UTEP	W	35-31	6-4
N21	at Marshall	L	31-34	6-5
N28	TULANE	W	26-21	7-5
D24	vs. Nevada (Hawaii Bowl)	W	45-10	8-5

SOUTHERN MISS (7-6, 5-3 C-USA)

S5	ALCORN STATE	W	52-0	1-0
S12	UCF	W	26-19	2-0
S19	VIRGINIA	W	37-34	3-0
S26	at (19) Kansas	L	28-35	3-1
O1	at UAB	L	17-30	3-2
O10	at Louisville	L	23-25	3-3
O17	MEMPHIS	W	36-16	4-3
O24	TULANE	W	43-6	5-3
O31	at (15) Houston	L	43-50	5-4
N14	at Marshall	W	27-20	6-4
N21	TULSA	W	44-34	7-4
N28	at East Carolina	L	20-25	7-5
D20	vs. Middle Tennessee (New Orleans Bowl)	L	32-42	7-6

TULANE (3-9, 1-7 C-USA)

S4	TULSA	L	13-37	0-1
S12	(9) BYU	L	3-54	0-2
S26	McNEESE STATE	W	42-32	1-2
O3	at Army	W	17-16	2-2
O10	MARSHALL	L	10-31	2-3
O17	(23) HOUSTON	L	16-44	2-4
O24	at Southern Miss	L	6-43	2-5
O31	at (10) LSU	L	0-42	2-6
N7	UTEP	W	45-38 (ot)	3-6
N14	at Rice	L	20-28	3-7
N21	at UCF	L	0-49	3-8
N28	at SMU	L	21-26	3-9

TULSA (5-7, 3-5 C-USA)

S4	at Tulane	W	37-13	1-0
S12	at New Mexico	W	44-10	2-0
S19	at (12) Oklahoma	L	0-45	2-1
S26	SAM HOUSTON STATE	W	56-3	3-1
O3	at Rice	W	27-10	4-1
O14	(5) BOISE STATE	L	21-28	4-2
O21	at UTEP	L	24-28	4-3
O31	SMU	L	13-27	4-4
N7	(13) HOUSTON	L	45-46	4-5
N15	EAST CAROLINA	L	17-44	4-6
N21	at Southern Miss	L	34-44	4-7
N27	MEMPHIS	W	33-30 (ot)	5-7

UAB (5-7, 4-4 C-USA)

S5	RICE	W	44-24	1-0
S12	SMU	L	33-35	1-1
S19	at Troy	L	14-27	1-2
S26	at Texas A&M	L	19-56	1-3
O1	SOUTHERN MISS	W	30-17	2-3
O17	at Mississippi	L	48-13	2-4
O24	at Marshall	L	7-27	2-5
O31	at UTEP	W	38-33	3-5
N7	FLORIDA ATLANTIC	W	56-29	4-5
N14	at Memphis	W	31-21	5-5
N21	at East Carolina	L	21-37	5-6
N28	UCF	L	27-34	5-7

UCF (8-5, 6-2 C-USA)

S5	SAMFORD	W	28-24	1-0
S12	at Southern Miss	L	19-26	1-1
S19	BUFFALO	W	23-17	2-1
S26	at East Carolina	L	14-19	2-2
O3	MEMPHIS	W	32-14	3-2
O17	(9) MIAMI (Fla.)	L	7-27	3-3
O24	at Rice	W	49-7	4-3
N1	MARSHALL	W	21-20	5-3
N7	at (2) Texas	L	3-35	5-4
N14	(12) HOUSTON	W	37-32	6-4
N21	TULANE	W	49-0	7-4
N28	at UAB	W	34-27	8-4
D19	vs. Rutgers (St. Petersburg Bowl)	L	24-45	8-5

UTEP (4-8, 3-5 C-USA)

S5	BUFFALO	L	17-23	0-1
S12	(24) KANSAS	L	7-34	0-2
S19	at New Mexico State	W	38-12	1-2
S26	at (2) Texas	L	7-64	1-3
O3	(12) HOUSTON	W	58-41	2-3
O10	at Memphis	L	20-35	2-4
O21	TULSA	W	28-24	3-4
O31	UAB	L	33-28	3-5
N7	at Tulane	L	38-45 (ot)	3-6
N14	at SMU	L	31-35	3-7
N21	at Rice	L	29-30	3-8
N28	MARSHALL	W	52-21	4-8

Most Valuable Player

Case Keenum, QB, Houston

Offensive Player of the Year

Joe Webb, QB, UAB

Defensive Player of the Year

Bruce Miller, DE, UCF

Special Teams Player of the Year

Dwayne Harris, KR/PR, East Carolina

Newcomer of the Year

James Cleveland, Houston

Freshman of the Year

Charles Sims, RB, Houston


Coach of the Year

Kevin Sumlin, Houston

HIGHLIGHTS

For the fourth time in five years, Conference USA sent six teams to bowl games. SMU's 45-10 win over Nevada in the Sheraton Hawaii Bowl highlighted the postseason, as the Mustangs capped off the most-improved record in the FBS by posting the school's first bowl victory since 1984...Houston's Case Keenum won the Sammy Baugh Award, given to the nation's top quarterback. He became the only the second QB in NCAA history to throw for at least 5,000 yards twice, tossing for 5,671 yards and 44 touchdowns. Keenum led the FBS in pass completions (492), passing yards (5,671), total offense (416.4 ypg) and points responsible for (20.86 ppg)...Tulsa WR Damaris Johnson led the FBS in all-purpose running with 224.4 yards per game...SMU's Emmanuel Sanders wrapped-up the season ranked No. 1 in active career touchdowns and active career receiving yards...UCF CB Josh Robinson tied for the national lead among freshmen in interceptions with six...Rice S Travis Bradshaw led the country in solo tackles...C-USA produced a league-record nine players that rushed for more than 1,000 yards. UTEP's Donald Buckram led the group with a school-record 1,594 rushing yards, fourth in the FBS...Houston led the nation in four team statistical categories: passing offense, scoring offense, total offense and fumbles recovered...UAB QB Joe Webb became the only player to pass for 2,000 yards and rush for 1,000 yards in consecutive seasons. His 1,427 rushing yards in 2009 was the third-highest total by a quarterback in FBS history...SMU's Margus Hunt had seven blocked kicks on the season (3 PATs, 4 FGs), the second-highest total in NCAA history...The conference produced three Academic All-Americans and 10 Academic All-District selections. Six C-USA schools were among the 41 schools recognized by the AFCA for having graduation rates higher than 75 percent among its football student-athletes.

2008 STANDINGS



East Division								All Games							
C-USA	W-L	Pct.	H	A	Div.	Pts	Opp	W-L	Pct.	H	A	Pts	Opp		
x-EAST CAROLINA	6-2	.750	3-1	3-1	4-1	187	156	9-5	.643	3-2	5-3	328	295		
SOUTHERN MISS	4-4	.500	2-2	2-2	3-2	270	190	7-6	.538	3-3	4-3	398	313		
MEMPHIS	4-4	.500	2-2	2-2	2-3	227	209	6-7	.462	4-3	2-4	353	358		
UAB	3-5	.375	1-3	2-2	2-3	178	255	4-8	.333	2-3	2-5	273	375		
UCF	3-5	.375	1-2	2-3	2-3	137	204	4-8	.333	2-4	2-4	199	289		
MARSHALL	3-5	.375	2-2	1-3	2-3	184	211	4-8	.333	3-3	1-5	246	332		

West Division								All Games							
C-USA	W-L	Pct.	H	A	Div.	Pts	Opp	W-L	Pct.	H	A	Pts	Opp		
TULSA	7-1	.875	4-0	3-1	4-1	395	247	11-3	.786	7-1	4-2	661	391		
RICE	7-1	.875	4-0	3-1	4-1	353	278	10-3	.769	7-0	3-3	537	433		
HOUSTON	6-2	.750	4-0	2-2	4-1	349	256	8-5	.615	5-1	3-4	528	402		
UTEP	4-4	.500	3-1	1-3	2-3	295	302	5-7	.417	2-3	3-4	395	444		
TULANE	1-7	.125	1-2	0-5	1-4	147	305	2-10	.167	2-4	0-6	200	414		
SMU	0-8	.000	0-4	0-4	0-5	188	297	1-11	.083	1-5	0-6	256	458		

x- Conference USA Champion

EAST CAROLINA (9-5, 6-2 C-USA)

A30	vs. (15) Virginia Tech	W	27-22	1-0
S6	(8) WEST VIRGINIA	W	24-3	2-0
S13	at Tulane	W	28-24	3-0
S20	at North Carolina State	L	24-30 (OT)	3-1
S27	HOUSTON	L	24-41	3-2
O11	at Virginia	L	20-35	3-3
O18	MEMPHIS	W	30-10	4-3
N2	at UCF	W	13-10 (OT)	5-3
N8	MARSHALL	W	19-16 (OT)	6-3
N15	at Southern Miss	L	3-21	6-4
N22	at UAB	W	17-13	7-4
N28	UTEP	W	53-21	8-4
D6	Tulsa (C-USA Championship)	W	27-24	9-4
J2	Kentucky (AutoZone Liberty Bowl)	L	19-23	9-5

MARSHALL (4-8, 3-5 C-USA)

A30	ILLINOIS STATE	W	35-10	1-0
S6	at (11) WISCONSIN	L	14-51	1-1
S13	MEMPHIS	W	17-16	2-1
S22	at Southern Miss	W	34-27	3-1
S27	at West Virginia	L	3-27	3-2
O3	Cincinnati	L	10-33	3-3
O18	at UAB	L	21-23	3-4
O28	HOUSTON	W	37-23	4-4
N8	at East Carolina	L	16-19 (OT)	4-5
N15	UCF	L	14-30	4-6
N22	at Rice	L	10-35	4-7
N29	TULSA	L	35-38	4-8

MEMPHIS (6-7, 4-4 C-USA)

A30	at Mississippi	L	24-41	0-1
S6	RICE	L	35-42	0-2
S13	at Marshall	L	16-17	0-3
S20	NICHOLLS STATE	W	31-10	1-3
S27	ARKANSAS STATE	W	29-17	2-3
O2	at UAB	W	33-30	3-3
O12	LOUISVILLE	L	28-35	3-4
O18	at East Carolina	L	10-30	3-5
O25	SOUTHERN MISS	W	36-30	4-5
N8	at SMU	W	31-26	5-5
N22	UCF	L	21-28	5-6
N29	TULANE	W	45-6	6-6
D20	South Florida (St. Petersburg Bowl)	L	14-41	6-7

SOUTHERN MISS (7-6, 4-4 C-USA)

A30	LOUISIANA-LAFAYETTE	W	51-21	1-0
S6	at (9) Auburn	L	13-27	1-1
S13	at Arkansas State	W	27-24	2-1
S20	MARSHALL	L	27-34	2-2
O4	UTEP	L	37-40 (2OT)	2-3
O11	(15) BOISE STATE	L	7-24	2-4
O18	at Rice	L	40-45	2-5
O25	at Memphis	L	30-36	2-6
N1	UAB	W	70-14	3-6
N8	at UCF	W	17-6	4-6
N15	EAST CAROLINA	W	21-3	5-6
N29	at SMU	W	28-12	6-6
D21	Troy (New Orleans Bowl)	W	30-27 (OT)	7-6

UAB (4-8, 3-5 C-USA)

A30	TULSA	L	22-45	0-1
S6	at Florida Atlantic	L	34-49	0-2
S13	at Tennessee	L	3-35	0-3
S20	ALABAMA STATE	W	45-10	1-3
S27	at South Carolina	L	13-26	1-4
O2	MEMPHIS	L	30-33	1-5
O9	at Houston	L	20-45	1-6
O18	MARSHALL	W	23-21	2-6
N1	at Southern Miss	L	14-70	2-7
N15	at Tulane	W	41-24	3-7
N22	EAST CAROLINA	L	13-17	3-8
N29	at UCF	W	15-0	4-8

UCF (4-8, 3-5 C-USA)

A30	SOUTH CAROLINA STATE	W	17-0	1-0
S6	(17) SOUTH FLORIDA	L	24-31	1-1
S20	at Boston College	L	7-34	1-2
S27	at UTEP	L	14-58	1-3
O4	SMU	W	41-17	2-3
O11	at Miami (Fla.)	L	14-20	2-4
O26	at (18) Tulsa	L	19-49	2-5
N2	EAST CAROLINA	L	10-13 (OT)	2-6
N8	SOUTHERN MISS	L	6-17	2-7
N15	at Marshall	W	30-14	3-7
N22	at Memphis	W	28-21	4-7
N29	UAB	L	0-15	4-8

HOUSTON (8-5, 6-2 C-USA)

A30	SOUTHERN	W	55-3	1-0
S6	at Oklahoma State	L	37-56	1-1
S13	AIR FORCE	L	28-31	1-2
S20	at Colorado State	L	25-28	1-3
S27	at (23) East Carolina	W	41-24	2-3
O9	UAB	W	45-20	3-3
O18	at SMU	W	44-38	4-3
O28	at Marshall	L	23-37	4-4
N8	TULANE	W	42-12	5-4
N15	(24) TULSA	W	70-30	6-4
N22	UTEP	W	56-47	7-4
N29	at Rice	L	42-56	7-5
D31	Air Force (Armed Forces Bowl)	W	34-28	8-5

RICE (10-3, 7-1 C-USA)

A29	SMU	W	56-27	1-0
S6	at Memphis	W	42-35	2-0
S13	at Vanderbilt	L	21-38	2-1
S20	at (7) Texas	L	10-52	2-2
S27	NORTH TEXAS	W	77-20	3-2
O4	at Tulsa	L	28-53	3-3
O18	SOUTHERN MISS	W	45-40	4-3
O25	at Tulane	W	42-17	5-3
N1	at UTEP	W	49-44	6-3
N8	ARMY	W	38-31	7-3
N22	MARSHALL	W	35-10	8-3
N29	HOUSTON	W	56-42	9-3
D30	Western Michigan (Texas Bowl)	W	38-14	10-3

SMU (1-11, 0-8 C-USA)

A29	at Rice	L	27-56	0-1
S6	TEXAS STATE	W	47-36	1-1
S13	at (12) Texas Tech	L	7-43	1-2
S20	TCU	L	7-48	1-3
S25	at Tulane	L	27-34	1-4
O4	at UCF	L	17-31	1-5
O11	TULSA	L	31-37	1-6
O18	HOUSTON	L	38-44	1-7
O25	at Navy	L	7-34	1-8
N8	MEMPHIS	L	26-31	1-9
N15	at UTEP	L	10-36	1-10
N29	SOUTHERN MISS	L	12-28	1-11

TULANE (2-10, 1-7 C-USA)

S6	at (13) Alabama	L	6-20	0-1
S13	(14) EAST CAROLINA	L	24-28	0-2
S20	LOUISIANA-MONROE	W	24-10	1-2
S25	SMU	W	34-27	2-2
O4	ARMY (Tad Gormley Stadium)	L	13-44	2-3
O11	at UTEP	L	21-24	2-4
O25	RICE	L	17-42	2-5
N1	at (15) LSU	L	10-35	2-6
N8	at Houston	L	14-42	2-7
N15	UAB	L	24-41	2-8
N22	Tulsa	L	7-56	2-9
N29	at Memphis	L	6-45	2-10

TULSA (11-3, 7-1 C-USA)

A30	at UAB	W	45-22	1-0
S6	at North Texas	W	56-26	2-0
S20	NEW MEXICO	W	56-14	3-0
S27	CENTRAL ARKANSAS	W	62-34	4-0
O4	RICE	W	63-28	5-0
O11	at SMU	W	37-31	6-0
O18	UTEP	W	77-35	7-0
O26	UCF	W	49-19	8-0
N1	at Arkansas	L	23-30	8-1
N15	at Houston	L	30-70	8-2
N22	TULANE	W	56-7	9-2
N29	at Marshall	W	38-35	10-2
D6	EAST CAROLINA (C-USA Champ.)	L	24-27	10-3
J6	(22) Ball State (GMAC Bowl)	W	45-13	11-3

UTEP (5-7, 4-4 C-USA)

A28	at Buffalo	L	17-42	0-1
S6	(9) TEXAS	L	13-42	0-2
S20	New Mexico State	L	33-34	0-3
S27	UCF	W	58-13	1-3
O4	at Southern Miss	W	40-37 (2OT)	2-3
O11	TULANE	W	24-21	3-3
O18	at (19) Tulsa	L	35-77	3-4
N1	RICE	L	44-49	3-5
N8	at Louisiana-Lafayette	W	37-24	4-5
N15	SMU	W	36-10	5-5
N22	at Houston	L	47-56	5-6
N28	at East Carolina	L	21-53	5-7

Most Valuable Player

Chase Clement, QB, Rice

Offensive Player of the Year

Case Keenum, QB, Houston

Defensive Player of the Year

Phillip Hunt, DL, Houston

Special Teams Player of the Year

Joe Burnett, PR/KR, UCF

Newcomer of the Year

Curtis Steele, RB, Memphis

Freshman of the Year

Bryce Beall, RB, Houston


Coach of the Year

David Bailiff, Rice

HIGHLIGHTS

Conference USA sent six teams to bowl games. C-USA teams posted wins in four of those games, the most bowl wins in a single season in league history... For the first time in league history, Conference USA posted three victories over nationally-ranked teams in the same season...Three C-USA individuals and two C-USA teams led the nation in a statistical category. Included was Tulsa leading the nation in total offense for the second consecutive season, while Houston QB Case Keenum led the FBS in total offense and UAB DB Kevin Sanders led the country in interceptions...Two Conference USA teams set or tied new school records for victories in a season. Tulsa finished 11-3, becoming the first C-USA team since 2004 to win 11 games. Rice matched its school record with 10 victories, including seven straight to end the season...Conference USA was one of two FBS conferences that averaged more than 400 yards of total offense in 2008, with league teams averaging 401.8 yards per game. Only the Big 12, at 439.6 ypg., was higher. C-USA also trailed only the Big 12 in touchdown passes per game, with C-USA teams throwing 2.04 per outing to the Big 12's 2.33. C-USA finished second among FBS conferences in scoring at 28.8 points per game, trailing only the Big 12 at 35.6 ppg. C-USA ran more total plays per game (69.9) than any conference other than the Big 12 (71.0)...East Carolina and Tulsa were both nationally-ranked, giving C-USA two nationally-ranked teams for the first time since 2004...Rice's passing duo of Chase Clement and Jarett Dillard became the most productive passing combination in NCAA history on Sept. 27 against North Texas, breaking the previous record of 39. Clement and Dillard went on to finish with 52 career TDs as a tandem. Dillard became the first player in NCAA history to catch 20 or more touchdowns in two different seasons, finishing his career with a C-USA-record-tying 60 scores.

2007 STANDINGS



East Division

	C-USA						All Games						
	W-L	Pct.	H	A	Div.	Pts	Opp	W-L	Pct.	H	A	Pts	Opp
x UCF	7-1	.875	4-0	3-1	4-1	349	196	10-4	.714	6-1	4-3	502	372
EAST CAROLINA	6-2	.750	3-1	3-1	3-2	294	227	8-5	.615	4-2	4-3	403	395
MEMPHIS	6-2	.750	3-1	3-1	3-2	259	282	7-6	.538	4-3	3-3	380	419
SOUTHERN MISS	5-3	.625	1-3	4-0	3-2	254	183	7-6	.538	3-3	4-3	361	314
MARSHALL	3-5	.375	3-1	0-4	2-3	223	244	3-9	.250	3-3	0-6	298	411
UAB	1-7	.125	1-3	0-4	0-5	158	302	2-10	.167	2-3	0-7	235	421

West Division

	C-USA						All Games						
	W-L	Pct.	H	A	Div.	Pts	Opp	W-L	Pct.	H	A	Pts	Opp
TULSA	6-2	.750	4-0	2-2	4-1	328	251	10-4	.714	5-1	5-3	576	467
HOUSTON	6-2	.750	3-1	3-1	4-1	288	248	8-5	.615	5-1	3-4	449	379
TULANE	3-5	.375	1-3	2-2	3-2	215	256	4-8	.333	2-5	2-3	293	375
RICE	3-5	.375	1-3	2-2	2-3	308	340	3-9	.250	1-5	2-4	377	515
UTEP	2-6	.250	1-3	1-3	2-3	286	353	4-8	.333	3-3	1-5	403	445
SMU	0-8	.000	0-4	0-4	0-5	251	331	1-11	.083	1-5	0-6	340	47

x- Conference USA Champion

EAST CAROLINA (8-5, 6-2 C-USA)

S1	at (9) Virginia Tech	L	7-17	0-1
S8	NORTH CAROLINA	W	34-31	1-1
S15	SOUTHERN MISS	L	21-28	1-2
S22	at (5) West Virginia	L	7-48	1-3
S29	at Houston	W	37-35	2-3
O6	UCF	W	52-38	3-3
O13	at UTEP	W	45-42 (ot)	4-3
O20	NORTH CAROLINA STATE	L	20-34	4-4
O27	UAB	W	41-6	5-4
N3	at Memphis	W	56-40	6-4
N10	at Marshall	L	7-26	6-5
N24	TULANE	W	35-12	7-5
D23	(22) Boise State (Sheraton Hawai'i Bowl)	W	41-38	8-5

MARSHALL (3-9, 3-5 C-USA)

S1	at Miami (Fla.)	L	3-31	0-1
S8	(3) WEST VIRGINIA	L	23-48	0-2
S15	NEW HAMPSHIRE	L	35-48	0-3
S22	at Cincinnati	L	14-40	0-4
O2	at Memphis	L	21-24	0-5
O13	at Tulsa	L	31-38	0-6
O21	SOUTHERN MISS	L	24-33	0-7
O27	RICE	W	34-21	1-7
N3	at UCF	L	13-47	1-8
N10	EAST CAROLINA	W	26-7	2-8
N17	at Houston	L	28-35	2-9
N24	UAB	W	46-39	3-9

MEMPHIS (7-6, 6-2 C-USA)

S1	MISSISSIPPI	L	21-23	0-1
S15	JACKSONVILLE STATE	W	35-14	1-1
S22	at UCF	L	20-56	1-2
S27	at Arkansas State	L	31-35	1-3
O2	MARSHALL	W	24-21	2-3
O13	MIDDLE TENNESSEE STATE	L	7-21	2-4
O20	at Rice	W	38-35	3-4
O27	at Tulane	W	28-27	4-4
N3	EAST CAROLINA	L	40-56	4-5
N10	at Southern Miss	W	29-26	5-5
N17	UAB	W	25-9	6-5
N24	SMU	W	55-52 (3ot)	7-5
D21	FAU (R+L Carriers New Orleans Bowl)	L	27-44	7-6

SOUTHERN MISS (7-6, 5-3 C-USA)

S1	TENNESSEE-MARTIN	W	35-13	1-0
S8	at (24) Tennessee	L	9-39	1-1
S15	at East Carolina	W	28-21	2-1
S27	at Boise State	L	16-38	2-2
O3	RICE	L	29-31	2-3
O13	SMU	W	28-7	3-3
O21	at Marshall	W	33-24	4-3
O28	UCF	L	17-34	4-4
N3	at UAB	W	37-7	5-4
N10	MEMPHIS	L	26-29	5-5
N17	at UTEP	W	56-30	6-5
N24	ARKANSAS STATE	W	16-10	7-5
D22	(20) Cincinnati (Papajohns.com Bowl)	L	21-31	7-6

UAB (2-10, 1-7 C-USA)

S1	at Michigan State	L	18-55	0-1
S8	at Florida State	L	24-34	0-2
S15	ALCORN STATE	W	22-0	1-2
S29	at Tulsa	L	30-38	1-3
O6	at Mississippi State	L	13-30	1-4
O13	TULANE	W	26-21	2-4
O20	HOUSTON	L	10-49	2-5
O27	at East Carolina	L	6-41	2-6
N3	SOUTHERN MISS	L	7-37	2-7
N10	UCF	L	31-45	2-8
N17	at Memphis	L	9-25	2-9
N24	at Marshall	L	39-46	2-10

UCF (10-4, 7-1 C-USA)

S1	at North Carolina State	W	25-23	1-0
S15	(6) TEXAS	L	32-35	1-1
S22	MEMPHIS	W	56-20	2-1
S29	LOUISIANA-LAFAYETTE	W	37-19	3-1
O6	at East Carolina	L	38-52	3-2
O13	at (5) UCF	L	12-64	3-3
O20	TULSA	W	44-23	4-3
O28	at Southern Miss	W	34-17	5-3
N3	MARSHALL	W	47-13	6-3
N10	at UAB	W	45-31	7-3
N17	at SMU	W	49-20	8-3
N24	UTEP	W	36-20	9-3
D1	TULSA (C-USA Championship)	W	44-25	10-3
D29	Mississippi State (AutoZone Liberty Bowl)	L	3-10	10-4

HOUSTON (8-5, 6-2 C-USA)

S1	at Oregon	L	27-48	0-1
S15	at Tulane	W	34-10	1-1
S22	COLORADO STATE	W	38-27	2-1
S29	EAST CAROLINA	L	35-37	2-2
O6	at Alabama	L	20-34	2-3
O13	RICE	W	56-48	3-3
O20	at UAB	W	49-10	4-3
O27	at UTEP	W	34-31	5-3
N4	SMU	W	38-28	6-3
N10	at Tulsa	L	7-56	6-4
N17	MARSHALL	W	35-28	7-4
N24	TEXAS SOUTHERN	W	59-6	8-4
D28	TCU (Texas Bowl)	L	13-20	8-5

RICE (3-9, 3-5 C-USA)

S1	NICHOLLS STATE	L	14-16	0-1
S8	at Baylor	L	17-42	0-2
S15	TEXAS TECH	L	24-59	0-3
S22	at (7) Texas	L	14-58	0-4
O3	at Southern Miss	W	31-29	1-4
O13	at Houston	L	48-56	1-5
O20	MEMPHIS	L	25-38	1-6
O27	at Marshall	L	21-34	1-7
N3	UTEP	W	56-48	2-7
N10	at SMU	W	43-42	3-7
N17	TULANE	L	31-45	3-8
N24	TULSA	L	43-48	3-9

SMU (1-11, 0-8 C-USA)

S3	TEXAS TECH	L	9-49	0-1
S8	NORTH TEXAS	W	45-31	1-1
S15	at Arkansas State	L	28-45	1-2
S22	at TCU	L	7-21	1-3
S29	UTEP	L	45-48 (ot)	1-4
O13	at Southern Miss	L	7-28	1-5
O20	TULANE	L	34-41 (ot)	1-6
O27	at Tulsa	L	23-29	1-7
N4	at Houston	L	28-38	1-8
N10	RICE	L	42-43	1-9
N17	UCF	L	20-49	1-10
N24	at Memphis	L	52-55 (3ot)	1-11

TULANE (4-8, 3-5 C-USA)

S8	MISSISSIPPI STATE	L	17-38	0-1
S15	HOUSTON	L	10-34	0-2
S22	SOUTHEASTERN LOUISIANA	W	35-27	1-2
S29	(2) LSU	L	9-34	1-3
O6	at Army	L	17-20 (ot)	1-4
O13	at UAB	L	21-26	1-5
O20	at SMU	W	41-34 (ot)	2-5
O27	MEMPHIS	L	27-28	2-6
N3	TULSA	L	25-49	2-7
N10	UTEP	W	34-19	3-7
N17	at Rice	W	45-31	4-7
N24	at East Carolina	L	12-35	4-8

TULSA (10-4, 6-2 C-USA)

A30	at Louisiana-Monroe	W	35-17	1-0
S15	BYU	W	55-47	2-0
S21	(4) OKLAHOMA	L	21-62	2-1
S29	UAB	W	38-30	3-1
O6	at UTEP	L	47-48	3-2
O13	MARSHALL	W	38-31	4-2
O20	at UCF	L	23-44	4-3
O27	SMU	W	29-23	5-3
N3	at Tulane	W	49-25	6-3
N10	HOUSTON	W	56-7	7-3
N17	at Army	W	49-39	8-3
N24	at Rice	W	48-43	9-3
D1	at UCF (C-USA Championship)	L	25-44	9-4
J6	Bowling Green (GMAC Bowl)	W	63-7	10-4

UTEP (4-8, 2-6 C-USA)

S1	NEW MEXICO	W	10-6	1-0
S8	at Texas Tech	L	31-45	1-1
S15	at New Mexico State	L	24-29	1-2
S22	TEXAS SOUTHERN	W	52-12	2-2
S29	at SMU	W	48-45 (ot)	3-2
O6	TULSA	W	48-47	4-2
O13	EAST CAROLINA	L	42-45 (ot)	4-3
O27	HOUSTON	L	31-34	4-4
N3	at Rice	L	48-56	4-5
N10	at Tulane	L	19-34	4-6
N17	SOUTHERN MISS	L	30-56	4-7
N24	at UCF	L	20-36	4-8

Offensive Player of the Year

Paul Smith, QB, Tulsa

Defensive Player of the Year

Gerald McRath, Southern Miss

Special Teams Player of the Year

Chris Johnson, East Carolina

Freshman of the Year

Case Keenum, QB, Houston


Coach of the Year

George O'Leary, UCF

HIGHLIGHTS

Conference USA became just the second conference to produce a pair of 2,000-yard rushers in the same season when UCF's Kevin Smith and Tulane's Matt Forte both accomplished the rushing feat. Smith and Forte are just the 12th and 13th players in FBS history to reach the 2,000-yard mark and they finished first and second among the 2007 NCAA rushing leaders...UCF's Kevin Smith was named a consensus All-American, the league's first since 2003...Tulsa QB Paul Smith led C-USA and finished second in the NCAA in total offense at 370.3 yards per game. In addition to his league-record 47 TD passes, he also rushed for 13 scores. Smith threw for over 300 yards in all 14 games and threw for three or more TDs in 11 games...Conference USA players produced the top individual rushing performance (342 yards by Tulane's Matt Forte) on Oct. 20 vs. SMU) and the top individual receiving performance (346 yards by Houston's Donnie Avery on Oct. 13 vs. Rice) in the FBS during the 2007 season. C-USA is the first conference in major college football history to have a 300-yard rusher and a 300-yard receiver in the same season...Against Rice on Oct. 13 Houston's Avery had 345 receiving yards and Anthony Alridge had 205 yards rushing (and four TDs). It was the first time ever in major college football history that a team produced a 200-yard rusher and 300-yard receiver in the same game...The league produced six bowl teams for only the second time in its history. Tulsa defeated Bowling Green, 63-7 in the GMAC Bowl to establish a new NCAA record for victory margin in a bowl game and East Carolina defeated No. 22 Boise State, 41-38 in the Sheraton Hawai'i Bowl. Houston, Memphis, Southern Miss and UCF also participated in bowl games...Tulsa QB Paul Smith was named the winner of the third annual Wuerffel Trophy, presented to the college football player who best combines exemplary community service with athletic and academic achievement.

2006 STANDINGS



East Division	C-USA							All Games						
	W-L	Pct.	H	A	Div.	Pts	Opp	W-L	Pct.	H	A	Pts	Opp	
SOUTHERN MISS	6-2	.750	3-1	3-1	4-1	213	132	9-5	.643	5-1	4-4	356	260	
EAST CAROLINA	5-3	.625	3-1	2-2	4-1	188	154	7-6	.538	4-2	3-4	280	270	
MARSHALL	4-4	.500	3-1	1-3	2-3	233	222	5-7	.417	4-1	1-6	311	351	
UCF	3-5	.375	1-3	2-2	3-2	173	211	4-8	.333	2-5	2-3	232	345	
UAB	2-6	.250	2-2	0-4	2-3	177	220	3-9	.250	3-3	0-6	225	297	
MEMPHIS	1-7	.125	0-4	1-3	0-5	193	256	2-10	.167	1-6	1-4	281	365	

West Division	C-USA							All Games						
	W-L	Pct.	H	A	Div.	Pts	Opp	W-L	Pct.	H	A	Pts	Opp	
x- HOUSTON	7-1	.875	4-0	3-1	5-0	275	173	10-4	.714	7-1	3-3	458	329	
RICE	6-2	.750	3-1	3-1	3-2	255	244	7-6	.538	3-1	4-5	350	432	
TULSA	5-3	.625	3-1	2-2	2-3	226	155	8-5	.615	5-1	3-4	360	262	
SMU	4-4	.500	3-1	1-3	2-3	216	212	6-6	.500	5-1	1-5	325	294	
UTEP	3-5	.375	2-2	1-3	2-3	202	246	5-7	.417	3-3	2-4	328	375	
TULANE	2-6	.250	2-2	0-4	1-4	130	256	4-8	.333	3-2	1-6	224	400	

x- Conference USA Champion

EAST CAROLINA (7-6, 5-3 C-USA)

S2	at Navy	L	23-28	0-1
S9	at UAB	L	12-17	0-2
S16	MEMPHIS	W	35-20	1-2
S23	(4) WEST VIRGINIA	L	10-27	1-3
O7	VIRGINIA	W	31-21	2-3
O14	TULSA	L	10-31	2-4
O21	SMU	W	38-21	3-4
O28	at Southern Miss	W	20-17 (ot)	4-4
N4	at UCF	W	23-10	5-4
N11	MARSHALL	W	33-20	6-4
N18	at Rice	L	17-18	6-5
N25	at N. Carolina St.	W	21-16	7-5
D23	vs. USF	L	7-24	7-6

(Papajohns.com Bowl)

MARSHALL (5-7, 4-4 C-USA)

S2	at (5) West Virginia	L	10-42	0-1
S9	HOFSTRA	W	54-31	1-1
S16	at Kansas State	L	7-23	1-2
S23	at (17) Tennessee	L	7-33	1-3
O4	(Wed.) UCF	L	22-23	1-4
O14	at SMU	L	21-31	1-5
O21	at UAB	W	31-24	2-5
O28	MEMPHIS	W	41-27	3-5
N4	TULANE	W	42-21	4-5
N11	at East Carolina	L	20-33	4-6
N18	UTEP	W	49-21	5-6
N25	at Southern Miss	L	7-42	5-7

MEMPHIS (2-10, 1-7 C-USA)

S3	at Mississippi	L	25-28	0-1
S9	CHATTANOOGA	W	33-14	1-1
S16	at East Carolina	L	20-35	1-2
S30	(15) TENNESSEE	L	7-41	1-3
O7	at UAB	L	29-35	1-4
O14	ARKANSAS STATE	L	23-26	1-5
O21	TULSA	L	14-35	1-6
O28	at Marshall	L	27-41	1-7
N5	(Sun.) SOUTHERN MISS	L	21-42	1-8
N11	UCF	L	24-26	1-9
N18	HOUSTON	L	20-23 (ot)	1-10
N25	at UTEP	W	38-19	2-10

SOUTHERN MISS (9-5, 6-2 C-USA)

S2	at (7) Florida	L	7-34	0-1
S9	SOUTHEASTERN LA.	W	45-0	1-1
S16	NORTH CAROLINA STATE	W	37-17	2-1
S26	(Tue.) at UCF	W	19-14	3-1
O3	(Tue.) at Tulsa	L	6-20	3-2
O14	HOUSTON	W	31-27	4-2
O21	at Virginia Tech	L	6-36	4-3
O28	EAST CAROLINA	L	17-20 (ot)	4-4
N5	(Sun.) at Memphis	W	42-21	5-4
N11	at Tulane	W	31-3	6-4
N18	UAB	W	25-20	7-4
N25	MARSHALL	W	42-7	8-4
D1	at Houston	L	20-34	8-5
J7	vs. Ohio	W	28-7	9-5

(GMAC Bowl)

UAB (3-9, 2-6 C-USA)

S2	at (10) Oklahoma	L	17-24	0-1
S9	EAST CAROLINA	W	17-12	1-1
S16	at (9) Georgia	L	0-34	1-2
S23	MISSISSIPPI STATE	L	10-16 (ot)	1-3
S30	TROY	W	21-3	2-3
O7	MEMPHIS	W	35-29	3-3
O14	at Rice	L	33-34	3-4
O21	MARSHALL	L	24-31	3-5
O31	(Tue.) at SMU	L	9-22	3-6
N10	(Fri.) UTEP	L	17-36	3-7
N18	at Southern Miss	L	20-25	3-8
N25	at UCF	L	2-31	3-9

UCF (4-8, 3-5 C-USA)

S2	VILLANOVA	W	35-16	1-0
S9	at (7) Florida	L	0-42	1-1
S16	USF	L	17-24	1-2
S26	(Tue.) SOUTHERN MISS	L	14-19	1-3
O4	(Wed.) at Marshall	W	23-22	2-3
O13	(Fri.) PITTSBURGH	L	7-52	2-4
O21	RICE	L	29-40	2-5
O28	at Houston	L	31-51	2-6
N4	EAST CAROLINA	L	10-23	2-7
N11	at Memphis	W	26-24	3-7
N18	at Tulane	L	9-10	3-8
N25	UAB	W	31-22	4-8

HOUSTON (10-4, 7-1 C-USA)

S2	at Rice	W	31-30	1-0
S9	TULANE	W	45-7	2-0
S16	GRAMBLING	W	42-22	3-0
S23	OKLAHOMA STATE	W	34-25	4-0
S30	at Miami (Fla.)	L	13-14	4-1
O7	LOUISIANA-LAFAYETTE	L	28-31	4-2
O14	at Southern Miss	L	27-31	4-3
O21	UTEP	W	34-17	5-3
O28	UCF	W	51-31	6-3
N4	TULSA	W	27-10	7-3
N11	at SMU	W	37-27	8-3
N18	at Memphis	W	23-20	9-3
D1	SOUTHERN MISS	W	34-20	10-3
D29	(C-USA Championship Game) vs. South Carolina (AutoZone Liberty Bowl)	L	36-44	10-4

RICE (7-6, 6-2 C-USA)

S2	HOUSTON	L	30-31	0-1
S9	at UCLA	L	16-26	0-2
S16	* (8) TEXAS	L	7-52	0-3
S23	at (17) Florida St.	L	7-55	0-4
S30	at Army	W	48-14	1-4
O7	at Tulane	L	24-38	1-5
O14	UAB	W	34-33	2-5
O21	at UCF	W	40-29	3-5
N4	at UTEP	W	37-31	4-5
N11	at Tulsa	W	41-38 (2ot)	5-5
N18	EAST CAROLINA	W	18-17	6-5
N25	SMU	W	31-27	7-5
D22	vs. Troy	L	24-412	7-6

SMU (6-6, 4-4 C-USA)

S2	at (25) Texas Tech	L	3-35	0-1
S9	at North Texas	L	6-24	0-2
S16	SAM HOUSTON STATE	W	45-14	1-2
S23	ARKANSAS STATE	W	55-9	2-2
S30	at Tulane	W	33-28	3-2
O7	at UTEP	L	21-24	3-3
O14	MARSHALL	W	31-21	4-3
O21	at East Carolina	L	21-38	4-4
O31	(Tue.) UAB	W	22-9	5-4
N11	HOUSTON	L	27-37	5-5
N18	TULSA	W	34-24	6-5
N25	at Rice	L	27-31	6-6

TULANE (4-8, 2-6 C-USA)

S9	at Houston	L	7-45	0-1
S16	at Mississippi State	W	32-29	1-1
S23	at (10) LSU	L	7-49	1-2
S30	SMU	L	28-33	1-3
O7	RICE	W	38-24	2-3
O14	at UTEP	L	20-34	2-4
O21	at (7) Auburn	L	13-38	2-5
O28	ARMY	W	42-28	3-5
N4	at Marshall	L	21-42	3-6
N11	SOUTHERN MISS	L	3-31	3-7
N18	UCF	W	10-9	4-7
N24	(Fri.) at Tulsa	L	3-31	4-8

TULSA (8-5, 5-3 C-USA)

A31	(Thu.) STEPHEN F. AUSTIN	W	45-7	1-0
S9	at BYU	L	24-49	1-1
S16	NORTH TEXAS	W	28-3	2-1
S23	at Navy	W	24-23 (ot)	3-1
O3	(Tue.) SOUTHERN MISS	W	20-6	4-1
O14	at East Carolina	W	31-10	5-1
O21	at Memphis	W	35-14	6-1
O27	(Fri.) UTEP	W	30-20	7-1
N4	at Houston	L	10-27	7-2
N11	RICE	L	38-41 (2ot)	7-3
N18	at SMU	L	24-34	7-4
N24	(Fri.) TULANE	W	31-3	8-4
D23	vs. Utah	L	13-25	8-5

(Bell Helicopter Armed Forces Bowl)

UTEP (5-7, 3-5 C-USA)

A31	(Thu.) at San Diego State	W	34-27	1-0
S9	(25) TEXAS TECH	L	35-38 (ot)	1-1
S23	at New Mexico	L	13-26	1-2
S30	NEW MEXICO STATE	W	44-38	2-2
O7	SMU	W	24-21	3-2
O14	TULANE	W	34-20	4-2
O21	at Houston	L	17-34	4-3
O27	(Fri.) at Tulsa	L	20-30	4-4
N4	RICE	L	31-37	4-5
N10	(Fri.) at UAB	W	36-17	5-5
N18	at Marshall	L	21-49	5-6
N25	MEMPHIS	L	19-38	5-7

Offensive Player of the Year

Kevin Kolb, Houston

Defensive Players of the Year

Albert McClellan, Marshall
Nick Bunting, Tulsa

Special Teams Player of the Year

Johnnie Lee Higgins, UTEP

Freshman of the Year

Justin Willis, SMU

Coaches of the Year

Art Briles, Houston
Todd Graham, Rice

HIGHLIGHTS


Two C-USA teams (East Carolina and UCF) set new school records for single-season home attendance...Houston established a new Robertson Stadium record for attendance when it hosted the second annual Conference USA Football Championship Game on Dec. 1...The Cougars defeated Southern Miss in the game, 34-20, for their first conference title since the league's inaugural season in 1996...Led by C-USA Offensive Player of the Year QB Kevin Kolb, the Cougars posted their highest win total since 1990 and represented C-USA in the AutoZone Liberty Bowl. Houston was joined by Southern Miss (GMAC), Tulsa (Bell Helicopter Armed Forces Bowl), East Carolina (Papajohns.com) and Rice (R+L Carriers New Orleans) in postseason play...Rice's bowl appearance was its first since 1961, ending the nation's second-longest postseason drought, while becoming the nation's second most-improved team. Sophomore wide receiver Jarrett Dillard was a big contributor to the Owls' turnaround season, leading the nation in touchdown receptions with 21, scoring at least one TD in each game...The league was sparked by two of the most productive freshmen in Division I-A. Southern Miss RB Damion Fletcher led all true freshmen in rushing yards with 1,388, while also scoring 11 touchdowns. SMU redshirt QB Justin Willis re-wrote the Mustangs passing records, throwing for 2,047 yards, a school-record 26 touchdown passes and just six interceptions.

2005 STANDINGS

East Division	C-USA						All Games						
	W-L	Pct.	H	A	Div.	Pts	Opp	W-L	Pct.	H	A	Pts	Opp
UCF	7-1	.875	4-0	3-1	3-1	245	204	8-5	.615	4-2	4-3	373	373
MEMPHIS	5-3	.625	3-1	2-2	2-2	207	201	7-5	.583	4-2	3-3	326	276
SOUTHERN MISS	5-3	.625	2-2	3-1	3-1	238	182	7-5	.583	3-2	4-3	355	272
EAST CAROLINA	4-4	.500	2-2	2-2	2-2	194	232	5-6	.455	3-2	2-4	267	317
UAB	3-5	.375	1-3	2-2	2-2	235	212	5-6	.455	2-3	3-3	307	264
MARSHALL	3-5	.375	2-2	3-1	1-3	135	199	4-7	.364	3-3	1-4	204	285

West Division	C-USA						All Games						
	W-L	Pct.	H	A	Div.	Pts	Opp	W-L	Pct.	H	A	Pts	Opp
x- TULSA	6-2	.750	3-1	3-1	3-1	276	180	9-4	.692	4-2	5-2	430	305
UTEP	5-3	.625	3-1	2-2	2-2	269	236	8-4	.667	4-1	4-3	382	311
HOUSTON	4-4	.500	2-2	2-2	2-2	241	218	6-6	.500	3-4	3-2	337	324
SMU	4-4	.500	2-2	2-2	2-2	177	176	5-6	.455	3-3	2-3	229	280
TULANE	1-7	.125	0-0	0-3	1-3	171	257	2-9	.182	1-5	1-4	234	348
RICE	1-7	.125	1-3	0-4	0-4	201	292	1-10	.089	1-4	0-6	241	447

x- Conference USA Champion



EAST CAROLINA (5-6, 4-4 C-USA)

S3	DUKE	W	24-21
S17	at Wake Forest	L	34-44
S 24	at West Virginia	L	15-20
O1	SOUTHERN MISS	L	7-33
O8	RICE	W	41-28
O15	at SMU	W	24-17
O22	at Memphis (I)	L	24-27
O29	UCF	L	20-30
N12	at Tulsa	L	13-45
N19	at Marshall	W	34-29
N26	UAB	W	31-23

MARSHALL (4-7, 3-5 C-USA)

S1	WILLIAM & MARY	W	36-24
S10	KANSAS STATE	L	19-21
S 24	at UCF	L	13-23
O1	SMU	W	16-13 (ot)
O8	at (3) Virginia Tech	L	14-41
O15	UAB	W	20-19
O22	at UTEP	L	3-31
O29	vs. Tulane	W	27-26
N8	SOUTHERN MISS	L	24-27 (ot)
N19	EAST CAROLINA	L	29-34
N26	at Memphis	L	3-26

MEMPHIS (7-5, 5-3 C-USA)

S5	MISSISSIPPI	L	6-10
S17	CHATTANOOGA	W	59-14
S24	at Tulsa	L	31-37 (ot)
O1	UTEP	W	27-20
O8	at UCF	L	17-38
O15	at Houston	W	35-20
O22	EAST CAROLINA	W	27-24
N1	UAB	L	20-37
N12	at Tennessee	L	16-20
N19	at Southern Miss	W	24-22
N26	MARSHALL	W	26-3
D26	vs. Akron	W	38-31
	(Motor City Bowl)		

SOUTHERN MISS (7-5, 5-3 C-USA)

S10	at Alabama	L	21-30
S17	McNEESE STATE	W	48-20
O1	at East Carolina	W	33-7
O8	TULSA	L	17-34
O15	UCF	W	52-31
O21	at UAB	W	37-28
O29	at North Carolina State	L	17-21
N8	at Marshall	W	27-24 (ot)
N13	at Houston	L	24-27
N19	MEMPHIS	L	22-24
N26	TULANE	W	26-7
D20	vs. Arkansas State	W	31-19
	(New Orleans Bowl)		

UAB (5-6, 3-5 C-USA)

S 3	at Tennessee	L	10-17
S10	at Troy State	W	27-7
S17	JACKSONVILLE STATE	W	35-28
O1	RICE	W	45-26
O8	SMU	L	27-28
O15	at Marshall	L	19-20
O21	SOUTHERN MISS	L	28-37
N1	at Memphis	W	37-20
N12	UCF	L	21-27
N19	at UTEP	W	35-23
N26	at East Carolina	L	23-31

UCF (8-5, 7-1 C-USA)

S1	at South Carolina	L	15-24
S17	at USF	L	14-31
S24	MARSHALL	W	23-13

O1	at Louisiana-Lafayette	W	24-21
O8	MEMPHIS	W	38-17
O15	at Southern Miss	L	31-52
O21	TULANE	W	34-24
O29	at East Carolina	W	30-20
N5	HOUSTON	W	31-29
N12	at UAB	W	27-21
N19	at Rice	W	31-28
D3	TULSA	L	27-44
	C-USA CHAMPIONSHIP GAME		
D24	vs. Nevada	L	48-49 (ot)
	(Sheraton Hawai'i Bowl)		

HOUSTON (6-6, 4-4 C-USA)

S1	OREGON	L	24-38
S10	SAM HOUSTON STATE	W	31-10
S16	at UTEP	L	41-44 (2ot)
O1	at Tulsa	W	30-23
O8	vs. Tulane	W	35-14
O15	MEMPHIS	L	20-35
O22	at Mississippi State	W	28-16
N5	at UCF	L	29-31
N13	SOUTHERN MISS	W	27-24
N19	SMU	L	24-29
N26	RICE	W	35-18
D23	vs. Kansas	L	13-42
	(Fort Worth Bowl)		

RICE (1-10, 1-7 C-USA)

S10	at UCLA	L	21-63
S17	at (2) Texas	L	10-51
O1	at UAB	L	26-45
O8	at East Carolina	L	28-41
O15	TULSA	L	21-41
O22	NAVY	L	9-41
O29	UTEP	L	31-38
N5	at SMU	L	7-27
N12	TULANE	W	42-34
N19	UCF	L	28-31
N26	at Houston	L	18-35

SMU (5-6, 4-4 C-USA)

S3	BAYLOR	L	23-28
S10	(22) TCU	W	21-10
S17	at Texas A&M	L	8-66
S24	TULANE	L	10-31
O1	at Marshall	L	13-16 (ot)
O8	at UAB	W	28-27
O15	EAST CAROLINA	L	17-24
O22	at Tulsa	L	13-20
N5	RICE	W	27-7
N19	at Houston	W	29-24
N26	UTEP	W	40-27

TULANE (2-9, 1-7 C-USA)

S17	#MISSISSIPPI ST.	L	14-21
S24	at SMU	W	31-10
O1	§SE LOUISIANA	W	28-21
O8	%HOUSTON	L	14-35
O14	&- UTEP	L	21-45

O21	at UCF	L	24-34
O29	IMARSHALL	L	26-27
N5	at Navy	L	21-49
N12	at Rice	L	34-42
N19	*TULSA	L	14-38
N26	at Southern Miss	L	7-26

- Independence Stadium (Shreveport, La.)

\$ - Tiger Stadium (Baton Rouge, La.)

% - Cajun Field (Lafayette, La.)

& - Joe Aillet Stadium (Ruston, La.)

! - Ladd-Peebles Stadium (Mobile, Ala.)

* - Malone Stadium (Monroe, La.)

*Tad Gormley Stadium

TULSA (9-4, 6-2 C-USA)

S1	MINNESOTA	L	10-41
S10	at (16) Oklahoma	L	15-31
S17	at North Texas	W	54-2
S24	MEMPHIS	W	37-31 (ot)
O1	HOUSTON	L	23-30
O8	at Southern Miss	W	34-17
O15	at Rice	W	41-21
O22	SMU	W	20-13
N5	at UTEP	L	38-41
N12	EAST CAROLINA	W	45-13
N19	*at Tulane	W	38-14
D3	at UCF (C-USA Championship Game)	W	44-27
D31	vs. Fresno State	W	31-24
	(AutoZone Liberty Bowl)		

UTEP (8-4, 5-3 C-USA)

S3	at New Mexico State	W	34-17
S16	HOUSTON	W	44-41 (2ot)
S24	NEW MEXICO	W	21-13
O1	at Memphis	L	20-27
O14	&vs. Tulane	W	45-21
O22	MARSHALL	W	31-3
O29	at Rice	W	38-31
N5	TULSA	W	41-38
N12	TEXAS SOUTHERN	W	45-0
N19	UAB	L	23-35
N26	at SMU	L	27-40
D21	vs. Toledo	L	13-45
	(GMAC Bowl)		

Offensive Player of the Year

DeAngelo Williams, RB, Memphis

Defensive Player of the Year

Kevis Coley, LB, Southern Miss

Special Teams Player of the Year

Stephen Gostkowski, K, Memphis

Freshman of the Year

Kevin Smith, RB, UCF


Coach of the Year

George O'Leary, UCF

HIGHLIGHTS

Tulsa defeated UCF, 44-27 in the inaugural C-USA Football Championship Game presented by Xbox 360. A UCF school-record crowd of 51,978 was on hand at the Citrus Bowl for the game...C-USA sent a league-record six teams to bowl games. Tulsa won the Liberty Bowl and UTEP (GMAC), UCF (Sheraton Hawaii), Houston (Fort Worth), Southern Miss (New Orleans) and Memphis (Motor City) each participated in the postseason...Three-time C-USA Offensive Player of the Year DeAngelo Williams of Memphis closed out his career as the NCAA's all-time leader in all-purpose yards (7,573), while ranking fourth in rushing yards (6,026)...UCF completed the fourth-largest turnaround in NCAA history, going from 0-11 in 2004 to 9-4 and the school's first bowl game in 2005...Tulsa TE Garrett Mills set a new NCAA record for receiving yards by a tight end with 1,235...Following Hurricane Katrina, Tulane's displaced football team headquartered in Ruston, La., and played its "home" games in six different stadiums in Louisiana and Alabama. The squad earned the 2005 FWAAs Courage Award and the 2005 Disney's Wide World of Sports Spirit Award, which is given annually to college football's most inspirational athlete or team...Six new schools, Marshall, Rice, SMU, Tulsa, UCF and UTEP made their debuts as members of Conference USA.

2004 STANDINGS



C-USA							All Games					
	W-L	Pct.	H	A	Pts	Opp	W-L	Pct.	H	A	Pts	Opp
x- LOUISVILLE	8-0	1.000	4-0	4-0	453	155	11-1	.917	5-0	6-1	597	236
MEMPHIS	5-3	.625	3-1	2-2	276	254	8-4	.667	4-1	3-4	430	375
UAB	5-3	.625	3-1	2-2	241	231	7-5	.583	4-1	3-4	372	351
SOUTHERN MISS	5-3	.625	3-1	2-2	238	218	7-5	.583	3-2	3-3	309	298
CINCINNATI	5-3	.625	3-1	2-2	254	244	7-5	.583	4-1	3-4	344	320
TULANE	3-5	.375	2-2	1-3	204	294	5-6	.455	4-2	1-4	300	361
TCU	3-5	.375	2-2	1-3	235	258	5-6	.455	4-2	1-4	362	373
USF	3-5	.375	1-3	2-2	233	265	4-7	.364	2-4	2-3	271	351
HOUSTON	3-5	.375	3-1	0-4	197	243	3-8	.273	3-2	0-6	230	354
EAST CAROLINA	2-6	.250	2-2	0-4	177	300	2-9	.182	2-3	0-6	231	439
ARMY	2-6	.250	1-3	1-3	222	275	2-9	.182	1-4	1-5	260	388

x- Conference USA Champion

ARMY (2-9, 2-6 C-USA)

S11	LOUISVILLE	L	21-52
S18	at Houston	L	21-35
S25	at Connecticut	L	3-40
O2	TCU	L	17-21
O9	CINCINNATI	W	48-29
O16	at USF	W	42-35
O30	at East Carolina	L	28-38
N6	AIR FORCE	L	22-31
N13	at Tulane	L	31-45
N20	UAB	L	14-20
D4	vs. Navy (Philadelphia)	L	13-42

CINCINNATI (7-5, 5-3 C-USA)

S4	at (9) Ohio State	L	6-27
S11	MIAMI (OHIO)	W	45-26
S18	at Syracuse	L	7-9
S25	at East Carolina	W	24-19
O2	UAB	L	27-30
O9	at Army	L	29-48
O23	MEMPHIS	W	49-10
O30	TCU	W	21-10
N6	at (21) Southern Miss	W	52-24
N20	USF	W	45-23
N27	at (7) Louisville	L	7-70
D23	vs. Marshall (PlainsCapital Fort Worth Bowl)	W	32-14

EAST CAROLINA (2-9, 2-6 C-USA)

S4	at (10) West Virginia	L	23-56
S11	WAKE FOREST	L	17-31
S25	CINCINNATI	L	19-24
O2	at (22) Louisville	L	7-59
O9	TULANE	W	27-25
O23	at Southern Miss	L	10-51
O30	ARMY	W	38-28
N6	at Houston	L	24-34
N13	at USF	L	17-41
N20	MEMPHIS	L	35-38
N27	vs. N.C. State (in Charlotte)	L	14-52

HOUSTON (3-8, 3-5 C-USA)

S5	vs. Rice (Reliant Stadium)	L	7-10
S11	at (2) Oklahoma	L	13-63
S18	ARMY	W	35-21
S23	(4) MIAMI (FLA.)	L	13-38
O2	at Memphis	L	14-41
O7	at Southern Miss	L	29-35 (ot)
O23	at TCU	L	27-34
O30	TULANE	W	24-3
N6	EAST CAROLINA	W	34-24
N13	at UAB	L	7-20
N20	(8) LOUISVILLE	L	27-65

LOUISVILLE (11-1, 8-0 C-USA)

S5	KENTUCKY	W	28-0
S11	at Army	W	52-21
S25	at North Carolina	W	34-0
O2	EAST CAROLINA	W	59-7
O14	at (3) Miami (Fla.)	L	38-41
O22	USF	W	41-9
N4	at Memphis	W	56-49
N10	TCU	W	55-28
N20	at Houston	W	65-27

N27	CINCINNATI	W	70-7
D4	at Tulane	W	55-7
D31	vs. (10) Boise State (AutoZone Liberty Bowl)	W	44-40

MEMPHIS (8-4, 5-3 C-USA)

S4	at Mississippi	W	20-13
S11	CHATTANOOGA	W	52-21
S18	at Arkansas State	W	47-35
S25	at UAB	L	28-35
O2	HOUSTON	W	41-14
O16	TULANE	W	49-24
O23	at Cincinnati	L	10-49
N4	(14) LOUISVILLE	L	49-56
N12	SOUTHERN MISS	W	30-26
N20	at East Carolina	W	38-35
N27	at USF	W	31-15
D23	vs. Bowling Green (GMAC Bowl)	L	35-52

SOUTHERN MISS (7-5, 5-3 C-USA)

S1	OKLAHOMA STATE	W	17-9
S11	at Nebraska	W	21-17
S25	at Tulane	W	32-14
O2	at USF	W	27-20
O7	HOUSTON	W	35-29 (ot)
O16	at Alabama	L	3-27
O23	EAST CAROLINA	W	51-10
N6	CINCINNATI	L	24-52
N12	at Memphis	L	26-30
N20	at TCU	L	17-42
N27	UAB	W	26-21
D4	(4) CALIFORNIA	L	16-26
D23	vs. North Texas (Wyndham New Orleans Bowl)	W	31-10

TCU (5-6, 3-5 C-USA)

S2	NORTHWESTERN	W	48-45 (2ot)
S11	SMU	W	44-0
S18	at Texas Tech	L	35-70
S25	USF	L	44-45 (2ot)
O2	at Army	W	21-17
O15	at UAB	L	25-41
O23	HOUSTON	W	34-27
O30	at Cincinnati	L	10-21
N10	at (12) Louisville	L	28-55
N20	SOUTHERN MISS	W	42-17
N27	TULANE	L	31-35

TULANE (5-6, 3-5 C-USA)

S4	at Mississippi State	L	7-28
S11	FLORIDA A&M	W	39-19
S25	SOUTHERN MISS	L	14-32
O9	at East Carolina	L	25-27
O16	at Memphis	L	24-49
O23	*UAB	W	59-55

O30	at Houston	L	3-24
N6	NAVY	W	42-10
N13	ARMY	W	45-31
N27	at TCU	W	35-31
D4	(7) LOUISVILLE	L	7-55

*Tad Gormley Stadium

UAB (7-5, 5-3 C-USA)

S4	BAYLOR	W	56-14
S18	at (8) Florida State	L	7-34
S25	MEMPHIS	W	35-28
O2	at Cincinnati	W	30-27
O9	at Mississippi State	W	27-13
O15	TCU (ESPN)	W	41-25
O23	at Tulane	L	55-59
N3	USF	L	20-45
N13	HOUSTON	W	20-7
N20	at Army	W	20-14
N27	at Southern Miss	L	21-26
D24	vs. Hawai'i (Sheraton Hawai'i Bowl)	L	40-59

USF (4-7, 3-5 C-USA)

S11	TENNESSEE TECH	W	21-7
S18	at South Carolina	L	3-34
S25	at TCU	W	45-44 (2ot)
O2	SOUTHERN MISS	L	20-27
O16	ARMY	L	35-42
O22	at (16) Louisville	L	9-41
N3	at UAB	W	45-20
N13	EAST CAROLINA	W	41-17
N20	at Cincinnati	L	23-45
N27	MEMPHIS	L	15-31
D4	PITTSBURGH	L	14-43

Offensive Player of the Year

Stefan LeFors, QB, Louisville
DeAngelo Williams, RB, Memphis

Defensive Player of the Year

Michael Boley, LB, Southern Miss

Special Teams Player of the Year

John Eubanks, KR, Southern Miss

Freshman of the Year

Brian Brohm, QB, Louisville

Coach of the Year

Bobby Petrino, Louisville

HIGHLIGHTS

Louisville finished ranked No. 6 in the Associated Press poll, marking the highest ranking that a C-USA school has ever achieved...C-USA produced five of the top 13 individual scorers in Division I...Louisville QB Stefan LeFors led the nation in passing efficiency at 181.7, nearly breaking the all-time record held by Tulane's Shaun King...Louisville topped the nation in total offense at 539.0 yards per game...Memphis made back-to-back bowl appearances for the first time in school history, while UAB played in a bowl game for the first time ever...Memphis RB DeAngelo Williams set a new single-season rushing record with 1,948 yards and also set a league record with 22 touchdowns...On October 23, Tulane's Lester Ricard and UAB's Darrell Hackney became the first two C-USA quarterbacks to each pass for 400 yards in a game.

2003 STANDINGS

	C-USA						All Games					
	W-L	Pct.	H	A	Pts	Opp	W-L	Pct.	H	A	Pts	Opp
x- SOUTHERN MISS	8-0	1.000	4-0	4-0	226	117	9-4	.692	5-1	4-3	291	226
TCU	7-1	.875	4-0	3-1	269	202	11-2	.846	6-1	5-1	380	276
LOUISVILLE	5-3	.625	3-1	2-2	289	242	9-4	.692	5-1	4-3	450	361
MEMPHIS	5-3	.625	2-2	3-1	217	138	9-4	.692	4-2	5-2	393	250
USF	5-3	.625	2-2	3-1	177	160	7-4	.636	4-2	3-2	276	224
HOUSTON	4-4	.500	1-3	3-1	286	301	7-6	.538	3-3	4-3	448	468
UAB	4-4	.500	2-2	2-2	189	190	5-7	.417	2-3	3-4	249	287
TULANE	3-5	.375	1-3	2-2	244	274	5-7	.417	3-3	2-4	337	424
CINCINNATI	2-6	.250	2-2	0-4	190	216	5-7	.417	4-2	1-5	303	319
EAST CAROLINA	1-7	.125	0-4	1-3	174	280	1-11	.083	0-6	1-5	217	428
ARMY	0-8	.000	0-4	0-4	127	268	0-13	.000	0-6	0-7	206	476

x- Conference USA Champion



ARMY (0-13, 0-8 C-USA)

S6	CONNECTICUT	L	21-48
S13	RUTGERS	L	21-36
S20	TULANE	L	33-50
S27	USF	L	0-28
O4	at (20) TCU	L	0-27
O11	at Louisville	L	10-34
O18	EAST CAROLINA	L	32-38
O25	at Cincinnati	L	29-33
N1	at UAB	L	9-24
N8	at Air Force	L	3-31
N15	HOUSTON	L	14-34
N22	at Hawai'i	L	28-59
D6	vs. Navy (in Philadelphia)	L	6-34

CINCINNATI (5-7, 2-6 C-USA)

S1	EAST CAROLINA	W	40-3
S13	at West Virginia	W	15-13
S20	TEMPLE	W	30-24 (3ot)
S27	at Miami (Ohio)	L	37-42
O4	SOUTHERN MISS	L	20-22
O11	at UAB	L	14-31
O25	ARMY	W	33-29
O31	at USF	L	17-24 (2ot)
N8	RHODE ISLAND	W	31-24
N15	at (9) TCU	L	10-43
N22	at Memphis	L	16-21
N28	LOUISVILLE	L	40-43

EAST CAROLINA (1-11, 1-7 C-USA)

S1	at Cincinnati	L	3-40
S6	WEST VIRGINIA	L	7-48
S13	at (2) Miami (Fla.)	L	3-38
S20	at Wake Forest	L	16-34
S30	HOUSTON	L	13-27
O11	NORTH CAROLINA	L	17-28
O18	at Army	W	38-32
O25	LOUISVILLE	L	20-36
N1	at Memphis	L	24-41
N8	USF	L	37-38 (ot)
N22	at Tulane	L	18-28
N29	SOUTHERN MISS	L	21-38

HOUSTON (7-6, 4-4 C-USA)

A30	RICE	W	48-14
S6	at (5) Michigan	L	3-50
S13	at Louisiana-Lafayette	W	21-14
S20	MISSISSIPPI STATE	W	42-35
S30	at East Carolina	W	27-13
O11	at Tulane	W	45-42
O18	MEMPHIS	L	14-45
O25	TCU	L	55-62
N8	SOUTHERN MISS	L	10-31
N15	at Army	W	34-14
N22	at Louisville	L	45-66
N29	UAB	W	56-28
D25	at Hawai'i	L	48-54 (3ot)

(Sheraton Hawai'i Bowl)

LOUISVILLE (9-4, 5-3 C-USA)

A31	at Kentucky	W	40-24
S13	at Syracuse	W	30-20
S20	UTEP	W	42-14
S27	TEMPLE	W	21-12

O4	at USF	L	28-31 (ot)
O11	ARMY	W	34-10
O17	TULANE	W	47-28
O25	at East Carolina	W	36-20
N5	at (12) TCU	L	28-31
N15	MEMPHIS	L	7-37
N22	HOUSTON	W	66-45
N28	at Cincinnati	W	43-40
D18	vs. (14) Miami (Ohio) (GMAC Bowl)	L	28-49

MEMPHIS (9-4, 5-3 C-USA)

A30	TENNESSEE TECH	W	40-10
S6	MISSISSIPPI	W	44-34
S13	at Southern Miss	L	6-23
S27	ARKANSAS STATE	W	38-16
O4	UAB	L	10-24
O11	at Mississippi State	L	27-35
O18	at Houston	W	45-14
O25	at Tulane	W	41-9
N1	EAST CAROLINA	W	41-24
N15	at Louisville	W	37-7
N22	CINCINNATI	W	21-16
N29	USF	L	16-21
D16	vs. North Texas (New Orleans Bowl)	W	27-17

SOUTHERN MISS (9-4, 8-0 C-USA)

A30	at California	L	2-34
S4	at UAB	W	17-12
S13	MEMPHIS	W	23-6
S25	(11) NEBRASKA	L	14-38
O4	at Cincinnati	W	22-20
O11	at Alabama	L	3-17
O25	USF	W	27-6
N1	LOUISIANA-LAFAYETTE	W	48-3
N8	at Houston	W	31-10
N15	TULANE	W	28-14
N20	(9) TCU	W	40-28
N29	at East Carolina	W	38-21
D31	vs. (25) Utah (AXA Liberty Bowl)	L	0-17

TCU (11-2, 7-1 C-USA)

S1	at Tulane	W	38-35
S6	NAVY	W	17-3
S20	VANDERBILT	W	30-14
S27	at Arizona	W	13-10
O4	ARMY	W	27-0
O10	at USF	W	13-10
O18	UAB	W	27-24
O25	at Houston	W	62-55
N5	(25) LOUISVILLE	W	31-28
N15	CINCINNATI	W	43-10
N20	at Southern Miss	L	28-40
N29	at SMU	W	20-13
D23	vs. (16) Boise State (PlainsCapital Fort Worth Bowl)	L	31-34

TULANE (5-7, 3-5 C-USA)

S1	(25) TCU	L	35-38
S6	*NORTHWESTERN (LA) ST.	W	27-24
S13	MISSISSIPPI STATE	W	31-28
S20	at Army	W	50-33
S27	at (13) Texas	L	18-63
O11	*HOUSTON	L	42-45
O17	at Louisville	L	28-47
O25	MEMPHIS	L	9-41
N1	at Navy	L	17-35
N8	at UAB	W	38-24
N15	at Southern Miss	L	14-28
N22	EAST CAROLINA	W	28-18

*Tad Gormley Stadium

UAB (5-7, 4-4 C-USA)

A30	at Baylor	W	24-19
S4	SOUTHERN MISS	L	12-17
S13	TROY STATE	L	9-20
S20	at South Carolina	L	10-42
O4	at Memphis	W	24-10
O11	CINCINNATI	W	31-14
O18	at (13) TCU	L	24-27
O25	at (4) Georgia	L	13-16
N1	ARMY	W	24-9
N8	TULANE	L	24-38
N22	at USF	W	22-19
N29	at Houston	L	28-56

USF (7-4, 5-3 C-USA)

A30	vs. Alabama*	L	17-40
S6	NICHOLLS STATE	W	27-17
S27	at Army	W	28-0
O4	LOUISVILLE	W	31-28 (ot)
O10	(17) TCU	L	10-13
O18	CHARLESTON SOUTHERN	W	55-7
O25	at Southern Miss	L	6-27
O31	CINCINNATI	W	24-17 (2ot)
N8	at East Carolina	W	38-37 (ot)
N22	UAB	L	19-22
N29	at Memphis	W	21-16

*Birmingham, Ala.

Offensive Player of the Year

DeAngelo Williams, RB, Memphis

Defensive Player of the Year

Rod Davis, LB, Southern Miss

Special Teams Player of the Year

Nick Browne, K, TCU

Freshman of the Year

Kevin Kolb, QB, Houston

Coach of the Year

Jeff Bower, Southern Miss

HIGHLIGHTS

For the first time in Conference USA's eight seasons, four different teams won at least eight games in the same season...TCU reached the 10-win mark for the second-straight season and third time in four years. Southern Miss won at least eight games for the fifth time in eight years. Louisville reached the eight-win mark for the third time in four years, and Memphis won nine games for the first time since 1963... When TCU reached No. 6 in the Nov. 10 BCS rankings, it represented the highest ranking that a non-BCS school had ever achieved... C-USA posted a record total of 11 wins over BCS league teams. Seven different teams (Cincinnati, Houston, Louisville, Memphis, TCU, Tulane and UAB) defeated at least one BCS league team in 2003. Five of C-USA's 11 wins came on the road. The 11 wins over BCS leagues were the second most of any Division I-A conference during the regular season. Only the Big Ten with 13 had more.

2002 STANDINGS



C-USA

	W-L	Pct.	H	A	Pts	Opp
x- TCU	6-2	.750	4-0	2-2	263	179
CINCINNATI	6-2	.750	4-0	2-2	259	174
SOUTHERN MISS	5-3	.625	3-1	2-2	161	142
LOUISVILLE	5-3	.625	2-2	3-1	243	200
TULANE	4-4	.500	3-1	1-3	185	147
UAB	4-4	.500	3-1	1-3	218	232
EAST CAROLINA	4-4	.500	3-1	1-3	250	266
HOUSTON	3-5	.375	2-2	1-3	235	293
MEMPHIS	2-6	.222	2-2	0-4	190	223
ARMY	1-7	.125	0-4	1-3	158	300

All Games

	W-L	Pct.	H	A	Pts	Opp
	10-2	.833	6-0	4-2	361	222
	7-7	.500	4-3	3-4	409	329
	7-6	.538	5-1	2-5	282	238
	7-6	.538	3-3	4-3	371	319
	8-5	.615	5-2	3-3	361	282
	5-7	.417	4-2	1-5	268	370
	4-8	.333	3-2	1-6	335	399
	5-7	.417	3-3	2-4	320	393
	3-9	.250	3-3	0-6	303	327
	1-11	.083	1-6	0-5	226	491

x- Conference USA Champion

ARMY (1-11, 1-7 C-USA)

S7	HOLY CROSS	L	21-30
S14	at Rutgers	L	0-44
S21	LOUISVILLE	L	14-45
S28	SOUTHERN MISS	L	6-27
O5	at East Carolina	L	24-59
O12	TCU	L	27-46
O19	at Houston	L	42-56
O26	UAB	L	26-29
N9	AIR FORCE	L	30-49
N16	at Tulane	W	14-10
N23	at Memphis	L	10-38
D7	vs. Navy		
	(E. Rutherford, N.J.)	L	12-58

CINCINNATI (7-7, 6-2 C-USA)

S2	TCU	W	36-29 (ot)
S14	WEST VIRGINIA	L	32-35
S21	(6) OHIO STATE	L	19-23
S28	at Temple	W	35-22
O5	MIAMI (OHIO)	L	26-31
O12	at Tulane	L	17-35
O19	at Southern Miss	L	14-23
O26	MEMPHIS	W	48-10
N7	at Louisville	W	24-14
N16	HOUSTON	W	47-14
N23	at (25) Hawai'i	L	19-20
N30	UAB	W	31-23
D6	at East Carolina	W	42-26
D17	vs. North Texas		
	(New Orleans Bowl)	L	19-24

EAST CAROLINA (4-8, 4-4 C-USA)

A31	at Duke	L	16-23
S7	at Wake Forest	L	22-27
S14	TULANE	W	24-20
S28	at West Virginia	L	17-37
O5	ARMY	W	59-24
O19	USF	L	30-46
O26	at Louisville	L	20-44
N9	at Houston	W	54-48 (3ot)
N16	at UAB	L	29-36
N23	(22) TCU	W	31-28
N30	at Southern Miss	L	7-24
D6	CINCINNATI	L	26-42

HOUSTON (5-7, 3-5 C-USA)

A31	at Rice	W	24-10
S7	TULANE	L	13-34
S14	LOUISIANALAFAYETTE	W	36-17
S21	at (2) Texas	L	11-41
O5	at TCU	L	17-34
O12	at UAB	L	34-51
O19	ARMY	W	56-42
N2	at Memphis	W	26-21
N9	EAST CAROLINA	L	48-54 (3ot)
N16	at Cincinnati	L	14-47
N23	USF	L	14-32
N30	LOUISVILLE	W	27-10

LOUISVILLE (7-6, 5-3 C-USA)

S1	KENTUCKY	L	17-22
S7	at Duke	W	40-3
S14	at Colorado State	L	33-36

S21	at Army	W	45-14
S26	(4) FLORIDA STATE	W	26-20 (ot)
O8	at Memphis	W	38-32
O19	TCU	L	31-45
O26	EAST CAROLINA	W	44-20
N7	CINCINNATI	L	14-24
N14	at Southern Miss	W	20-17 (2ot)
N23	UAB	W	41-21
N30	at Houston	L	10-27
D18	vs. (24) Marshall		
	(GMAC Bowl)	L	15-38

MEMPHIS (3-9, 2-6 C-USA)

A31	MURRAY STATE	W	52-6
S7	at Mississippi	L	16-38
S14	at Southern Miss	L	14-33
S21	TULANE	W	38-10
S28	at UAB	L	17-31
O8	LOUISVILLE	L	32-38
O19	MISSISSIPPI STATE	L	17-29
O26	at Cincinnati	L	10-48
N2	HOUSTON	L	21-26
N9	at USF	L	28-31
N23	ARMY	W	38-10
N30	at TCU	L	20-27

SOUTHERN MISS (7-6, 5-3 C-USA)

A31	JACKSON STATE	W	55-7
S7	ILLINOIS	W	23-20
S14	MEMPHIS	W	33-14
S21	at Alabama	L	7-20
S28	at Army	W	27-6
O12	at USF	L	13-16
O19	CINCINNATI	W	23-14
O30	at TCU	L	7-37
N9	at UAB	W	20-13
N14	LOUISVILLE	L	17-20
N23	at Tulane	L	10-31
N30	EAST CAROLINA	W	24-7
D27	vs. Oklahoma State		
	(Houston Bowl)	L	23-33

TCU (10-2, 6-2 C-USA)

S2	at Cincinnati	L	29-36 (ot)
S7	at Northwestern	W	48-24
S14	SMU	W	17-6
S21	NORTH TEXAS	W	16-10
O5	HOUSTON	W	34-17
O12	at Army	W	46-27
O19	at Louisville	W	45-31
O30	SOUTHERN MISS	W	37-7
N9	TULANE	W	17-10
N23	at East Carolina	L	28-31

N30	MEMPHIS	W	27-20
D31	vs. (21) Colorado State		
	(AXA Liberty Bowl)	W	17-3

TULANE (8-5, 4-4 C-USA)

A31	SOUTHERN	W	37-19
S7	at Houston	W	34-13
S14	at East Carolina	L	20-24
S21	at Memphis	L	10-38
S28	(2) TEXAS	L	0-49
O5	at Louisiana-Monroe	W	52-9
O12	CINCINNATI	W	35-17
O19	UAB	W	35-14
O26	NAVY	W	51-30
N9	at TCU	L	10-17
N16	ARMY	L	10-14
N23	SOUTHERN MISS	W	31-10
D25	at Hawai'i		
	(ConAgra Foods Hawai'i Bowl)	W	36-28

UAB (5-7, 4-4 C-USA)

A31	at Florida	L	3-51
S7	TROY STATE	W	27-26
S14	PITTSBURGH	L	20-26
S21	at Louisiana-Lafayette	L	0-34
S28	MEMPHIS	W	31-17
O12	HOUSTON	W	51-34
O19	at Tulane	L	14-35
O26	at Army	W	29-26
N9	SOUTHERN MISS	L	13-20
N16	EAST CAROLINA	W	36-29
N23	at Louisville	L	21-41
N30	at Cincinnati	L	23-31

Offensive Player of the Year

Dave Ragone, QB, Louisville

Defensive Player of the Year

LaMarcus McDonald, LB, TCU

Special Teams Player of the Year

Broderick Clark, KR, Louisville

Freshman of the Year

Lonta Hobbs, RB, TCU

Coach of the Year

Gary Patterson, TCU

HIGHLIGHTS

TCU and Cincinnati shared the regular season championship, making the Horned Frogs and Bearcats the fifth and sixth teams to earn at least a share of the C-USA regular season crown in the league's first seven seasons...TCU finished ranked in both major polls, closing at No. 22 in the ESPN/USA Today Coaches poll and No. 23 in the Associated Press rankings...For the first time ever, Conference USA produced five bowl teams, with Cincinnati, Louisville, Southern Miss, TCU and Tulane all participating in postseason action...Louisville defeated No. 4 Florida State, 26-20 in overtime on Sept. 26, marking the highest ranked opponent that a C-USA team has ever defeated...TCU led the nation in total defense (240.3 ypg) and rushing defense (64.8 ypg)...Tulane topped Division I-A in turnovers gained with 43, intercepting 22 passes and forcing 21 fumbles.

2001 STANDINGS

	C-USA						All Games					
	W-L	Pct.	H	A	Pts	Opp	W-L	Pct.	H	A	Pts	Opp
x- LOUISVILLE	6-1	.857	3-0	3-1	237	136	11-2	.846	6-0	5-2	394	223
CINCINNATI	5-2	.714	1-2	4-0	205	189	7-5	.583	3-3	4-2	322	269
EAST CAROLINA	5-2	.714	1-2	4-0	252	184	6-6	.500	2-3	4-3	421	360
UAB	5-2	.714	3-1	2-1	204	116	6-5	.545	4-1	2-4	265	206
TCU	4-3	.571	2-1	2-2	192	194	6-6	.500	2-2	4-4	289	285
SOUTHERN MISS	4-3	.571	3-1	1-2	191	101	6-5	.545	4-1	2-4	278	186
MEMPHIS	3-4	.429	2-2	1-2	196	183	5-6	.455	4-2	1-4	294	281
ARMY	2-5	.286	2-2	0-3	150	257	3-8	.273	2-3	1-5	229	359
TULANE	1-6	.143	1-2	0-4	180	306	3-9	.250	2-3	1-6	344	495
HOUSTON	0-7	.000	0-4	0-3	137	278	0-11	.000	0-6	0-5	190	432

x- Conference USA Champion



ARMY (3-8, 2-5 C-USA)

S8	CINCINNATI	L	21-24	0-1
S22	at UAB	L	3-55	0-2
S29	at Boston College	L	10-31	0-3
O6	HOUSTON	W	28-14	1-3
O13	EAST CAROLINA	L	26-49	1-4
O20	at TCU	L	20-38	1-5
O27	TULANE	W	42-35	2-5
N3	at Air Force	L	24-34	2-6
N10	BUFFALO	L	19-26	2-7
N17	at Memphis	L	10-42	2-8
D1	vs. Navy at Philadelphia	W	26-17	3-8

CINCINNATI (7-5, 5-2 C-USA)

S2	PURDUE	L	14-19	0-1
S8	at Army	W	24-21	1-1
S22	at Miami (Ohio)	L	14-21	1-2
O6	TULANE	W	46-33	2-2
O13	at UAB	W	31-17	3-2
O20	at Houston	W	29-28	4-2
O27	LOUISVILLE	L	13-28	4-3
N3	CONNECTICUT	W	45-28	5-3
N10	EAST CAROLINA	L	26-28	5-4
N24	at Memphis	W	36-34	6-4
D1	LOUISIANA-MONROE	W	42-10	7-4
D29	vs. (25) Toledo (Motor City Bowl)	L	16-23	7-5

EAST CAROLINA (6-6, 5-2 C-USA)

S1	WAKE FOREST	L	19-21	0-1
S8	at Tulane	W	51-24	1-1
S22	WILLIAM & MARY	W	38-23	2-1
S29	at Syracuse	L	30-44	2-2
O6	at North Carolina	L	21-24	2-3
O13	at Army	W	49-26	3-3
O20	MEMPHIS	W	32-11	4-3
O30	at TCU	W	37-30	5-3
N10	at Cincinnati	W	28-26	6-3
N15	(19) LOUISVILLE	L	34-39	6-4
N23	SOUTHERN MISS	L	21-28	6-5
D19	vs. (25) Marshall (GMAC Bowl)	L	61-64	6-6

HOUSTON (0-11, 0-7 C-USA)

S1	RICE	L	14-21	0-1
S22	(4) TEXAS	L	26-53	0-2
S29	TCU	L	17-34	0-3
O6	at Army	L	14-28	0-4
O13	MEMPHIS	L	33-52	0-5
O20	CINCINNATI	L	28-29	0-6
O27	at Southern Miss	L	14-58	0-7
N3	at USF	L	6-45	0-8
N10	at (25) Louisville	L	10-34	0-9
N17	UAB	L	21-43	0-10
D1	at (16) Georgia	L	7-35	0-11

LOUISVILLE (11-2, 6-1 C-USA)

A23	NEW MEXICO STATE	W	45-24	1-0
S1	at Kentucky	W	36-10	2-0
S8	WESTERN CAROLINA	W	31-7	3-0
S22	at Illinois	L	10-34	3-1
S29	MEMPHIS	W	38-21	4-1
O4	COLORADO STATE	W	7-2	5-1
O16	SOUTHERN MISS	W	24-14	6-1
O27	at Cincinnati	W	28-13	7-1
N3	at Tulane	W	52-7	8-1
N10	HOUSTON	W	34-10	9-1
N15	at East Carolina	W	39-34	10-1
N23	at TCU	L	22-37	10-2
D31	vs. (17) BYU (AXA Liberty Bowl)	W	28-10	11-2

MEMPHIS (5-6, 3-4 C-USA)

S3	at (18) Mississippi State	L	10-30	0-1
S8	CHATTANOOGA	W	43-10	1-1
S22	USF	W	17-9	2-1
S29	at Louisville	L	21-38	2-2
O6	SOUTHERN MISS	W	22-17	3-2
O13	at Houston	W	52-33	4-2
O20	at East Carolina	L	11-32	4-3
O27	UAB	L	14-17	4-4
N10	at (6) Tennessee	L	28-49	4-5
N17	ARMY	W	42-10	5-5
N24	CINCINNATI	L	34-36	5-6

SOUTHERN MISS (6-5, 4-3 C-USA)

S1	OKLAHOMA STATE	W	17-9	1-0
S22	at Louisiana Lafayette	W	35-10	2-0
S29	UAB	W	3-0	3-0
O6	at Memphis	L	17-22	3-1
O16	at Louisville	L	14-24	3-2
O27	HOUSTON	W	58-14	4-2
N3	at Penn State	L	20-38	4-3
N17	TULANE	W	59-6	5-3
N23	at East Carolina	W	28-21	6-3
N29	at Alabama	L	15-28	6-4
D7	TCU	L	12-14	6-5

TCU (6-6, 4-3 C-USA)

A25	at (4) Nebraska	L	7-21	0-1
S1	at North Texas	W	19-5	1-1
S8	at SMU	W	38-10	2-1
S22	NORTHWESTERN (LA.) STATE	L	24-27 (ot)	2-2
S29	at Houston	W	34-17	3-2
O13	at Tulane	L	22-48	3-3
O20	ARMY	W	38-20	4-3

O30	EAST CAROLINA	L	30-37	4-4
N10	at UAB	L	17-38	4-5
N23	(17) LOUISVILLE	W	37-22	5-5
D7	at Southern Miss	W	14-12	6-5
D28	vs. Texas A&M (galleryfurniture.com Bowl)	L	9-28	6-6

TULANE (3-9, 1-6 C-USA)

A25	at BYU	L	35-70	0-1
S1	at (14) Louisiana State	L	17-48	0-2
S8	EAST CAROLINA	L	24-51	0-3
S22	UCF	L	29-36	0-4
S29	SOUTHERN	W	41-7	1-4
O6	at Cincinnati	L	33-46	1-5
O13	TCU	W	48-22	2-5
O20	at UAB	L	27-34	2-6
O27	at Army	L	35-42	2-7
N3	LOUISVILLE	L	7-52	2-8
N10	at Navy	W	42-28	3-8
N17	at Southern Miss	L	6-59	3-9

UAB (6-5, 5-2 C-USA)

A30	MONTANA STATE	W	41-13	1-0
S8	at (5) Florida State	L	7-29	1-1
S22	ARMY	W	55-3	2-1
S29	at Southern Miss	L	0-3	2-2
O6	at UCF	L	7-24	2-3
O13	CINCINNATI	L	17-31	2-4
O20	TULANE	W	34-27	3-4
O27	at Memphis	W	17-14	4-4
N10	TCU	W	38-17	5-4
N17	at Houston	W	43-21	6-4
D1	at Pittsburgh	L	6-24	6-5

Offensive Player of the Year

Dave Ragone, QB, Louisville

Defensive Player of the Year

Dewayne White, DE, Louisville

Special Teams Player of the Year

Seth Marler, K, Tulane

Freshman of the Year

Gino Guidugli, QB, Cincinnati

Coach of the Year

John L. Smith, Louisville


HIGHLIGHTS

Louisville finished ranked No. 17 in the nation and joined National Champion Miami (Fla.) as the only schools that repeated as conference champions...For the second year in a row, Conference USA produced six bowl-eligible teams. The only leagues that produced more bowl-eligible teams were the SEC (9), Big 12 (8) and ACC (7)...For the second straight year, a Conference USA player was awarded the Lou Groza Award, given to the nation's top placekicker. Tulane junior kicker Seth Marler earned the award in 2001... Louisville and TCU each made their fourth-straight bowl appearances... Southern Miss posted its eighth-consecutive winning season... UAB led the nation in rushing defense, allowing just 57.8 yards per game.

2000 STANDINGS

	C-USA						All Games					
	W-L	Pct.	H	A	Pts	Opp	W-L	Pct.	H	A	Pts	Opp
x- LOUISVILLE	6-1	.857	3-1	3-0	255	159	9-3	.750	6-1	3-2	405	268
CINCINNATI	5-2	.714	4-0	1-2	187	165	7-5	.583	6-0	1-5	289	285
EAST CAROLINA	5-2	.714	3-1	2-1	206	125	8-4	.667	4-2	4-2	370	256
SOUTHERN MISS	4-3	.571	1-2	3-1	180	150	8-4	.667	2-2	6-2	314	203
UAB	3-4	.429	1-2	2-2	144	156	7-4	.636	4-2	3-2	238	192
TULANE	3-4	.429	3-1	0-3	192	205	6-5	.545	4-1	2-4	329	346
MEMPHIS	2-5	.286	1-2	1-3	109	146	4-7	.364	2-4	2-3	176	199
HOUSTON	2-5	.286	1-2	1-3	154	249	3-8	.273	2-2	1-6	211	370
ARMY	1-6	.143	1-2	0-4	129	204	1-10	.091	1-4	0-6	224	372

x- Conference USA Champion



ARMY (1-10, 1-6 C-USA)

S4	at Cincinnati	L	17-23
S9	BOSTON COLLEGE	L	17-55
S16	at Houston	L	30-31
S23	MEMPHIS	L	16-26
O7	at New Mexico State	L	23-42
O14	at East Carolina	L	21-42
O21	TULANE	W	21-17
N4	AIR FORCE	L	27-41
N11	at Louisville	L	17-38
N18	UAB	L	7-27
D2	vs. Navy (in Baltimore)	L	28-30

CINCINNATI (7-5, 5-2 C-USA)

S4	ARMY	W	23-17
S9	SYRACUSE	W	12-10
S16	at (4) Wisconsin	L	25-28 (ot)
S23	at Indiana	L	6-42
S30	at Tulane	L	19-24
O7	HOUSTON	W	48-31
O14	at Louisville	L	24-38
O28	MIAMI (OHIO)	W	45-15
N4	UAB	W	33-21
N11	at Memphis	W	13-10 (ot)
N18	(20) SOUTHERN MISS	W	27-24
D27	vs. Marshall (Motor City Bowl)	L	14-25

EAST CAROLINA (8-4, 5-2 C-USA)

S2	at Duke	W	38-0
S7	(9) VIRGINIA TECH	L	28-45
S16	TULANE	W	37-17
S23	SYRACUSE	W	34-17
O7	at Memphis	L	10-17
O14	ARMY	W	42-21
O19	at Louisville	W	28-25
O28	UAB	L	13-16
N11	HOUSTON	W	62-20
N18	at West Virginia	L	24-42
N24	at Southern Miss	W	14-9
D27	vs. Texas Tech (galleryfurniture.com Bowl)	W	40-27

HOUSTON (3-8, 2-5 C-USA)

S2	at Rice	L	27-30 (ot)
S9	at Louisiana State	L	13-28
S16	ARMY	W	31-30
S23	at (15) Texas	L	0-48
S30	SMU	W	17-15
O7	at Cincinnati	L	31-48
O21	at Memphis	W	33-30 (3ot)
O28	(14) SOUTHERN MISS	L	3-6

N4	at Tulane	L	23-41
N11	at East Carolina	L	20-62
N18	LOUISVILLE	L	13-32

LOUISVILLE (9-3, 6-1 C-USA)

S2	KENTUCKY	W	40-34
S9	GRAMBLING	W	52-0
S23	at (2) Florida State	L	0-31
S30	CONNECTICUT	W	41-22
O7	at UAB	W	38-17
O14	CINCINNATI	W	38-24
O19	EAST CAROLINA	L	25-28
O28	TULANE	W	35-32
N4	at (11) Southern Miss	W	49-28
N11	ARMY	W	38-17
N18	at Houston	W	32-13
D31	vs. (23) Colorado State (Liberty Bowl)	L	17-22

MEMPHIS (4-7, 2-5 C-USA)

S2	MISSISSIPPI STATE	L	3-17
S9	LOUISIANA-MONROE	W	28-0
S16	at Arkansas State	W	19-17
S23	at Army	W	26-16
S30	at Southern Miss	L	3-24
O7	EAST CAROLINA	W	17-10
O14	at UAB	L	9-13
O21	HOUSTON	L	30-33 (3ot)
N4	TENNESSEE	L	17-19
N11	CINCINNATI	L	10-13 (ot)
N18	at Tulane	L	14-37

SOUTHERN MISS (8-4, 4-3 C-USA)

S2	at (12) Tennessee	L	16-19
S16	at (13) Alabama	W	21-0
S23	at Oklahoma State	W	28-6
S30	MEMPHIS	W	24-3
O7	USF	W	41-7
O14	at Tulane	W	56-24
O28	at Houston	W	6-3
N4	LOUISVILLE	L	28-49
N11	at UAB	W	33-30 (2ot)
N18	at Cincinnati	L	24-27
N24	EAST CAROLINA	L	9-14
D20	vs. (13) TCU (Mobile Alabama Bowl)	W	28-21

TULANE (6-5, 3-4 C-USA)

S2	at (17) Mississippi	L	20-49
S16	at East Carolina	L	17-37
S23	at SMU	W	29-17
S30	CINCINNATI	W	24-19
O7	at Louisiana	W	38-37
O14	(16) SOUTHERN MISS	L	24-56
O21	at Army	L	17-21
O28	at Louisville	L	32-35
N4	HOUSTON	W	41-23
N11	NAVY	W	50-38
N18	MEMPHIS	W	37-14

UAB (7-4, 3-4 C-USA)

S7	CHATTANOOGA	W	20-15
S16	*at Kansas	L	20-23
S23	at Louisiana State	W	13-10
S30	LOUISIANALAFAYETTE	W	47-2
O7	LOUISVILLE	L	17-38
O14	MEMPHIS	W	13-9
O21	MIDDLE TENN. ST.	W	14-9
O28	at East Carolina	W	16-13
N4	at Cincinnati	L	21-33
N11	SOUTHERN MISS	L	30-33 (2ot)
N18	at Army	W	27-7

*designated Conference USA game

Offensive Player of the Year

Dave Ragone, QB, Louisville

Defensive Players of the Year

Cedric Scott, DE, Southern Miss

Wayne Rogers, LB, Houston

Special Teams Player of the Year

Jonathan Ruffin, K, Cincinnati

Freshman of the Year

Mewelde Moore, RB, Tulane

Coach of the Year

John L. Smith, Louisville


HIGHLIGHTS

For the first time in league history, Conference USA had five schools that posted at least seven regular season wins. The only conferences that had more seven-win teams were the SEC (8) and the Big 12 (7)... Four Conference USA teams went to bowl games. ... Conference USA is the only Division I-A conference that had four teams ranked in the top 15 in total defense. Southern Miss was ranked third, Memphis sixth, UAB 11th and Louisville placed 15th...Cincinnati's Jonathan Ruffin won the Lou Groza Award, given to the nation's top place kicker. A consensus All-American, he connected on a nation-leading 26 field goals, the sixth-highest total in NCAA history... Louisville's Anthony Floyd led the nation in interceptions with a Conference USA record 10.

1999 STANDINGS

	C-USA						All Games					
	W-L	Pct.	H	A	Pts	Opp	W-L	Pct.	H	A	Pts	Opp
x- SOUTHERN MISS	6-0	1.000	3-0	3-0	189	88	9-3	.750	5-0	4-3	333	189
EAST CAROLINA	4-2	.667	2-1	2-1	191	133	9-3	.750	*6-1	3-2	333	225
LOUISVILLE	4-2	.667	2-1	2-1	196	180	7-5	.583	4-3	3-2	446	362
MEMPHIS	4-2	.667	1-2	3-0	158	96	5-6	.455	2-4	3-2	232	182
UAB	4-2	.667	2-1	2-1	140	129	5-6	.455	3-2	2-4	248	279
HOUSTON	3-3	.500	2-1	1-2	131	152	7-4	.636	4-1	3-3	254	211
TULANE	1-5	.167	1-2	0-3	127	236	3-8	.273	3-2	0-6	279	399
ARMY	1-5	.167	1-2	0-3	125	197	3-8	.273	3-3	0-5	225	317
CINCINNATI	0-6	.000	0-3	0-3	121	167	3-8	.273	2-4	1-4	275	289

x- Conference USA Champion *- includes wins in Charlotte and Raleigh



ARMY (3-8, 1-5 C-USA)

S11	WAKE FOREST	L	15-34
S18	at Tulane	L	28-48
S25	BALL STATE	W	41-21
O2	(19) EAST CAROLINA	L	14-33
O7	LOUISVILLE	W	59-52 (2ot)
O16	at (25) Southern Miss	L	0-24
O23	NEW MEXICO STATE	W	35-18
N6	at Air Force	L	0-28
N13	at Memphis	L	10-14
N20	HOUSTON	L	14-26
D4	vs. Navy (in Philadelphia)	L	9-19

CINCINNATI (3-8, 0-6 C-USA)

S4	KENT	W	41-3
S11	TROY STATE	L	24-31
S18	(8) WISCONSIN	W	17-12
S25	at Ohio State	L	20-34
O9	at Houston	L	20-23
O16	UAB	L	21-24 (ot)
O23	at (21) Southern Miss	L	20-28
O30	at Miami (Ohio)	W	52-42
N6	LOUISVILLE	L	13-23
N13	at (24) East Carolina	L	34-48
N20	MEMPHIS	L	13-21

EAST CAROLINA (9-3, 4-2 C-USA)

S4	vs. West Virginia	W	30-23
S11	DUKE	W	27-9
S18	at South Carolina	W	21-3
S25	(9) MIAMI -FLA.	W	27-23
O2	at Army	W	33-14
O9	SOUTHERN MISS	L	22-39
O23	TULANE	W	52-7
O30	at Houston	W	19-3
N6	at UAB	L	17-36
N13	CINCINNATI	W	48-34
N20	NORTH CAROLINA STATE	W	23-6
D22	vs. TCU	L	14-28

(Mobile Alabama Bowl)

HOUSTON (7-4, 3-3 C-USA)

S4	RICE	W	28-3
S11	at (22) Alabama	L	10-37
S18	LOUISIANA-LAFAYETTE	W	45-0
S25	at UAB	L	10-29
O9	CINCINNATI	W	23-20
O16	at North Carolina	W	20-12
O23	at Louisville	L	33-39
O30	(17) EAST CAROLINA	L	3-19
N6	TULANE	W	36-31

N13	at Louisiana State	W	20-7
N20	at Army	W	26-14

LOUISVILLE (7-5, 4-2 C-USA)

S4	at Kentucky	W	56-28
S11	CHATTANOOGA	W	58-30
S18	ILLINOIS	L	36-41
S25	OKLAHOMA	L	21-42
O2	EASTERN MICHIGAN	W	45-10
O7	at Army	L	52-59 (2ot)
O16	at Memphis	W	32-31
O23	HOUSTON	W	39-33
O30	UAB	W	23-14
N6	at Cincinnati	W	23-13
N20	(17) SOUTHERN MISS	L	27-30
D30	vs. Boise State	L	31-34

(Humanitarian Bowl)

MEMPHIS (5-6, 4-2 C-USA)

S4	MISSISSIPPI	L	0-3
S11	at Mississippi State	L	10-13
S18	ARKANSAS STATE	W	31-26
S25	at (7) Tennessee	L	16-17
O2	MISSOURI	L	17-27
O9	at UAB	W	38-14
O16	LOUISVILLE	L	31-32
O30	at Tulane	W	49-7
N6	(25) SOUTHERN MISS	L	5-20
N13	ARMY	W	14-10
N20	at Cincinnati	W	21-13

SOUTHERN MISS (9-3, 6-0 C-USA)

S6	TULANE	W	48-14
S11	NORTHWESTERN (LA.) ST.	W	40-6
S18	at (4) Nebraska	L	13-20
S25	at (5) Texas A&M	L	6-23
O9	at (16) East Carolina	W	39-22
O16	ARMY	W	24-0
O23	CINCINNATI	W	28-20
O30	at (14) Alabama	L	14-35
N6	at Memphis	W	20-5
N13	LOUISIANA-LAFAYETTE	W	48-0
N20	at Louisville	W	30-27
D31	vs. Colorado State	W	23-17

(AXA Liberty Bowl)

TULANE (3-8, 1-5 C-USA)

S6	at Southern Miss	L	14-48
S11	SMU	W	53-19
S18	ARMY	W	48-28
O2	at (22) Syracuse	L	17-47
O9	at (25) Mississippi	L	13-20
O16	LOUISIANA-LAFAYETTE	W	48-32
O23	at (20) East Carolina	L	7-52
O30	MEMPHIS	L	7-49
N6	at Houston	L	31-36
N13	at Navy	L	21-45
N20	UAB	L	20-23 (ot)

UAB (5-6, 4-2 C-USA)

S4	at Missouri	L	28-31
S11	at (11) Virginia Tech	L	10-31
S25	HOUSTON	W	29-10
O2	LOUISIANA-MONROE	W	47-0
O9	MEMPHIS	L	14-38
O16	at Cincinnati	W	24-21 (ot)
O23	at Wake Forest	L	3-47
O30	at Louisville	L	14-23
N6	(17) EAST CAROLINA	W	36-17
N13	LOUISIANA TECH	L	20-41
N20	at Tulane	W	23-20 (ot)

Offensive Player of the Year

Chris Redman, QB, Louisville

Defensive Player of the Year

Adalius Thomas, DE, Southern Miss

Special Teams Player of the Year

Rodregis Brooks, PR, UAB

Co-Freshmen of the Year

LaDaris Vann, WR, Cincinnati

Travis Anglin, QB, Memphis

Coach of the Year

Jeff Bower, Southern Miss


HIGHLIGHTS

Southern Miss finished ranked 13th in the final ESPN/USA Today Coaches Poll and 14th in the final Associated Press Poll...Cincinnati defeated No. 8 Wisconsin on September 18...East Carolina beat No. 9 Miami on September 25, a game that was moved to Raleigh after severe flooding from Hurricane Floyd hit Greenville...C-USA was the only Division I-A conference in which every team averaged at least 20 points per game...UAB made its football debut in Conference USA and tied for second place in the league standings...Louisville quarterback Chris Redman won the Johnny Unitas Golden Arm Award after throwing for 3,647 yards and a school-record 29 touchdowns.

1998 STANDINGS

	C-USA						All Games					
	W-L	Pct.	H	A	Pts	Opp	W-L	Pct.	H	A	Pts	Opp
x- TULANE	6-0	1.000	3-0	3-0	239	149	12-0	1.000	6-0	*6-0	540	295
SOUTHERN MISS	5-1	.833	2-0	2-1	207	80	7-5	.583	4-1	*3-4	384	238
LOUISVILLE	4-2	.600	3-0	1-2	238	203	7-5	.583	5-1	2-4	473	435
EAST CAROLINA	3-3	.500	1-2	2-1	171	215	6-5	.545	3-2	3-3	274	297
ARMY	2-4	.333	1-2	1-2	171	199	3-8	.272	1-4	2-4	257	325
HOUSTON	2-4	.333	1-2	1-2	175	196	3-8	.272	1-4	3-3	254	317
MEMPHIS	1-5	.167	1-2	0-3	152	213	2-9	.182	2-4	0-5	226	340
CINCINNATI	1-5	.167	1-2	0-3	161	259	2-9	.182	1-5	1-4	259	456

x- Conference USA Champion *-includes bowl game at neutral field



ARMY (3-8, 2-4 C-USA)

S12	MIAMI (OHIO)	L	13-14
S19	CINCINNATI	W	37-20
26	at Rutgers	L	15-27
O3	at East Carolina	L	25-30
O10	at Houston	W	38-28
O17	SOUTHERN MISS	L	13-37
O24	at (18) Notre Dame	L	17-20
N7	(21) AIR FORCE	L	7-35
N14	TULANE	L	35-49
N21	at Louisville	L	23-35
D5	vs. Navy (in Philadelphia)	W	34-30

CINCINNATI (2-9, 1-5 C-USA)

S5	TULANE	L	34-52
S12	MIAMI (FLA.)	L	12-38
S19	at Army	L	20-37
S26	INDIANA	L	14-48
O3	at Louisville	L	19-62
O10	at (24) Syracuse	L	21-63
O17	at Memphis	L	23-41
O24	MIAMI (OHIO)	L	0-41
N5	EAST CAROLINA	L	21-24
N14	HOUSTON	W	44-43
N21	at Arkansas State	W	51-7

EAST CAROLINA (6-5, 3-3 C-USA)

S5	at Virginia Tech	L	3-38
S12	CHATTANOOGA	W	31-0
S19	at Ohio	W	21-14
O3	ARMY	W	30-25
O10	UAB	W	26-7
O17	at Alabama	L	22-23
O24	at Southern Miss	L	7-41
O31	HOUSTON	L	31-34
N5	at Cincinnati	W	24-21
N14	LOUISVILLE	L	45-63
N21	at Memphis	W	34-31

HOUSTON (3-8, 2-4 C-USA)

S5	at California	L	10-14
S12	MINNESOTA	L	7-14
S19	(4) UCLA	L	24-42
S27	at (4) Tennessee	L	7-42
O3	MEMPHIS	W	35-14
O10	ARMY	L	28-38

O24	at North Texas	W	31-9
O31	at East Carolina	W	34-31
N7	SOUTHERN MISS	L	15-21
N14	at Cincinnati	L	43-44
N21	at (12) Tulane	L	20-48

LOUISVILLE (7-5, 4-2 C-USA)

S5	KENTUCKY	L	34-68
S12	at Utah	L	22-45
S19	at Illinois	W	35-9
S26	BOSTON COLLEGE	W	52-28
O3	CINCINNATI	W	62-19
O10	at Southern Miss	L	21-56
O17	at (23) Tulane	L	22-28
O24	MEMPHIS	W	35-32
O31	WESTERN KENTUCKY	W	63-34
N14	at East Carolina	W	63-45
N21	ARMY	W	35-23
D23	#vs. Marshall (Motor City Bowl)	L	29-48

MEMPHIS (2-9, 1-5 C-USA)

S5	at Mississippi	L	10-30
S12	MISS. STATE	L	6-14
S19	at Minnesota	L	14-41
O3	at Houston	L	14-35
O10	(19) ARKANSAS	L	9-23
O17	CINCINNATI	W	41-23
O24	at Louisville	L	32-35
O31	ARKANSAS STATE	W	35-19
N7	(15) TULANE	L	31-41
N14	at Southern Miss	L	3-45
N21	EAST CAROLINA	L	31-34

SOUTHERN MISS (7-5, 5-1 C-USA)

S5	at (13) Penn State	L	6-34
S19	(17) TEXAS A&M	L	6-24
S26	SOUTHWESTERN LA.	W	55-0
O3	at (25) Tulane	L	7-21

O10	LOUISVILLE	W	56-21
O17	at Army	W	37-13
O24	EAST CAROLINA	W	41-7
O31	at Alabama	L	20-30
N7	at Houston	W	21-15
N14	MEMPHIS	W	45-3
N21	at Nevada	W	55-28
D30	#vs. Idaho (Humanitarian Bowl)	L	35-42

TULANE (12-0, 6-0 C-USA)

S5	at Cincinnati	W	52-34
S12	at SMU	W	31-21
S26	NAVY	W	42-24
O3	SOUTHERN MISS	W	21-7
O17	LOUISVILLE	W	28-22
O24	at Rutgers	W	52-24
O31	SOUTHWESTERN LA.	W	72-20
N7	at Memphis	W	41-31
N14	at Army	W	49-35
N21	HOUSTON	W	48-20
N26	LOUISIANA TECH	W	63-30
D31	#vs. Brigham Young (AXA/Equitrade Liberty Bowl)	W	42-35

Offensive Player of the Year

Chris Redman, QB, Louisville

Defensive Player of the Year

Adaluis Thomas, DE, Southern Miss

Special Teams Player of the Year

Ryan White, K, Memphis

Freshman of the Year

Derrick Nix, RB, Southern Miss

Coach of the Year

Tommy Bowden, Tulane

HIGHLIGHTS


Tulane finished as one of two unbeaten teams (national champion Tennessee) in Division I-A, capping a 12-0 season with a win over BYU in the AXA/Equitable Liberty Bowl...Tulane finished ranked No. 7 in both polls, the league's highest ranking...Louisville posted the largest improvement in Division I-A, going from 1-10 in 1997 to 7-4 and a berth in the Motor City Bowl in 1998...After 108 years as an independent, Army made its conference debut...Louisville and Southern Miss were two of six teams in I-A that had a 2,000-yard passer, a 1,000-yard rusher and a 1,000-yard receiver...Ryan White of Memphis was the only kicker in any division of college football that did not miss a kick the entire season, hitting all 16 field goal attempts and all 22 extra-points.

1997 STANDINGS

	C-USA						All Games					
	W-L	Pct.	H	A	Pts	Opp	W-L	Pct.	H	A	Pts	Opp
x- SOUTHERN MISS	6-0	1.000	3-0	3-0	198	85	9-3	.750	4-0	*5-3	335	210
TULANE	5-1	.833	3-0	2-1	211	124	7-4	.636	4-2	3-2	375	225
EAST CAROLINA	4-2	.667	2-1	2-1	148	131	5-6	.455	3-2	2-4	214	298
CINCINNATI	2-4	.333	2-1	0-3	127	136	8-4	.667	5-1	**3-3	321	252
MEMPHIS	2-4	.333	2-1	0-3	104	143	4-7	.364	4-2	0-5	218	243
HOUSTON	2-4	.333	1-2	1-2	118	188	3-8	.273	1-4	2-4	216	410
LOUISVILLE	0-6	.000	0-3	0-3	139	236	1-10	.091	1-5	0-5	245	407

x- Conference USA Champion

*includes neutral field win at AXA/Equitable Liberty Bowl. **includes neutral field win at Humanitarian Bowl



CINCINNATI (8-4, 2-4 C-USA)

A28	TULSA	W	34-24
S6	at Tulane	L	17-31
S20	KANSAS	W	34-7
S27	at Boston College	W	24-6
O4	MEMPHIS	W	20-17
O11	UAB	W	33-29
O18	at Houston	L	38-41 (2ot)
O25	at Miami (Ohio)	W	34-31 (ot)
N1	(24) SOUTHERN MISS	L	17-24
N8	LOUISVILLE	W	28-9
N13	at East Carolina	L	7-14
D29	vs. Utah State	W	35-19

(Humanitarian Bowl)

EAST CAROLINA (5-6, 4-2 C-USA)

S6	at West Virginia	L	17-24
S13	WAKE FOREST	W	25-24
S20	SOUTH CAROLINA	L	0-26
O4	at Syracuse	L	0-56
O11	SOUTHERN MISS	L	13-23
O18	at Tulane	L	16-33
O25	MEMPHIS	W	32-10
N1	at Louisville	W	45-31
N8	at Houston	W	28-27
N13	CINCINNATI	W	14-7
N22	at North Carolina State	L	24-37

HOUSTON (3-8, 2-4 C-USA)

A30	at (15) Alabama	L	17-42
S6	CALIFORNIA	L	3-35
S13	PITTSBURGH	L	24-35
S27	at Minnesota	W	45-43
O4	at (22) UCLA	L	10-66
O18	CINCINNATI	W	41-38 (2ot)
O25	at Louisville	W	36-22
N1	at Memphis	L	3-24
N8	EAST CAROLINA	L	27-28
N15	at Southern Miss	L	0-33
N22	TULANE	L	10-44

LOUISVILLE (1-10, 0-6 C-USA)

A30	at Kentucky	L	24-38
S6	UTAH	L	21-27
S13	ILLINOIS	W	26-14
S20	(1) PENN STATE	L	21-57
S27	at Oklahoma	L	14-35
O4	at Southern Miss	L	24-42
O11	TULANE	L	33-64
O25	HOUSTON	L	22-36
N1	EAST CAROLINA	L	31-45
N8	at Cincinnati	L	9-28
N15	at Memphis	L	20-21

MEMPHIS (4-7, 2-4 C-USA)

A30	at Mississippi State	L	10-13
S6	UAB	W	28-7
S13	at (21) Michigan State	L	21-51
S20	MINNESOTA	L	17-20
O4	at Cincinnati	L	17-20
O11	ARKANSAS STATE	W	38-9
O25	at East Carolina	L	10-32
N1	HOUSTON	W	24-3
N8	at Tulane	L	14-26
N15	LOUISVILLE	W	21-20
N22	SOUTHERN MISS	L	18-42

SOUTHERN MISS (9-3, 6-0 C-USA)

A30	at (1) Florida	L	6-21
S6	at Illinois	W	24-7
S20	NEVADA	W	35-19
S27	at (19) Alabama	L	13-27
O4	LOUISVILLE	W	42-24
O11	at East Carolina	W	23-13
O25	TULANE	W	34-13
N1	at Cincinnati	W	24-17
N8	at (7) Tennessee	L	20-44
N15	HOUSTON	W	33-0
N22	at Memphis	W	42-18
D31	vs. Pittsburgh	W	41-7

(AXA Liberty Bowl)

TULANE (7-4, 5-1 C-USA)

S6	CINCINNATI	W	31-17
S13	RICE	L	24-30
S20	at Syracuse	L	19-30
O4	ARMY	W	41-0
O11	at Louisville	W	64-33
O18	EAST CAROLINA	W	33-16
O25	at Southern Miss	L	13-34
N1	at SW Louisiana	W	56-0
N8	MEMPHIS	W	26-14
N15	MISSISSIPPI	L	24-41
N22	at Houston	W	44-10

Offensive Player of the Year

Shaun King, QB, Tulane

Defensive Player of the Year

Patrick Surtain, CB, Southern Miss

Special Teams Player of the Year

Tinker Keck, PR, Cincinnati

Freshman of the Year

Jason McKinley, QB, Houston

Coach of the Year

Jeff Bower, Southern Miss

HIGHLIGHTS

Southern Miss finished ranked No. 19 in both major polls, following a 9-3 season that included a 41-7 win over Pittsburgh in the AXA/Equitable Liberty Bowl...Tulane posted the second-largest turnaround in Division I-A, going from 2-9 in 1996 to 7-4 in 1997 under first-year head coach Tommy Bowden...Cincinnati made its first bowl appearance since 1950, defeating Big West Champion Utah State, 35-19...East Carolina made its Conference USA debut, finishing in third place...Cincinnati's Tinker Keck tied an NCAA record by returning four punts for touchdowns, including two in a game against Louisville.

1996 STANDINGS

	C-USA						All Games					
	W-L	Pct.	H	A	Pts	Opp	W-L	Pct.	H	A	Pts	Opp
x -HOUSTON	4-1	.800	3-0	1-1	171	124	7-5	.583	4-2	*3-3	361	341
SOUTHERN MISS	4-1	.800	2-0	2-1	141	108	8-3	.727	4-0	4-3	285	247
CINCINNATI	2-3	.400	1-1	1-2	88	100	6-5	.545	4-2	2-3	229	212
LOUISVILLE	2-3	.400	1-2	1-1	57	102	5-6	.455	2-3	3-3	182	205
MEMPHIS	2-3	.400	2-0	0-3	65	92	4-7	.364	3-3	1-4	141	219
TULANE	1-4	.200	0-3	1-1	109	105	2-9	.182	1-5	1-4	213	268

x- Conference USA Champion

*includes neutral loss at St. Jude Liberty Bowl



CINCINNATI (6-5, 2-3 C-USA)

A30	TULANE	L	14-34
S7	KENTUCKY	W	24-3
S14	at (14) Kansas St.	L	0-35
S28	MIAMI (OHIO)	W	30-23 (3ot)
O5	at Memphis	L	16-18
O12	BOSTON COLLEGE	L	17-24
O19	HOUSTON	W	31-20
O26	at Louisville	W	10-7
N2	at Southern Miss	L	17-21
N16	at UAB	W	34-14
N23	NE LOUISIANA	W	35-13

HOUSTON (7-5, 4-1 C-USA)

A31	SAM HOUSTON ST.	W	43-25
S7	at (17) Louisiana St.	L	34-35
S14	at Pittsburgh	W	42-35 (OT)
S21	(15) Southern Cal	L	9-26
O5	at Southwestern La.	W	31-24
O12	MEMPHIS	W	37-20
O19	at Cincinnati	L	20-31
O26	NORTH CAROLINA	L	14-42
N2	at Tulane	W	20-17
N9	SOUTHERN MISS	W	56-49 (OT)
N16	LOUISVILLE	W	38-7
D27	vs. (22) Syracuse	L	17-30

(St. Jude Liberty Bowl)

LOUISVILLE (5-6, 2-3 C-USA)

A31	at Kentucky	W	38-14
S7	at (6) Penn State	L	7-24
S14	BAYLOR	L	13-14
S21	at Michigan State	W	30-20
S28	SOUTHERN MISS	L	7-24
O12	at Tulane	W	23-20
O19	NORTHERN ILLINOIS	W	27-3
O26	CINCINNATI	L	7-10
N2	MEMPHIS	W	13-10
N9	at North Carolina	L	10-28
N16	at Houston	L	7-38

MEMPHIS (4-7, 2-3 C-USA)

A31	(11) MIAMI (FLA.)	L	7-30
S7	MISSISSIPPI STATE	L	10-31
S14	at Missouri	W	19-16
S21	TULANE	W	17-10
O5	CINCINNATI	W	18-16
O12	at Houston	L	20-37
O19	at Southern Miss	L	0-16
O26	at Southwestern La.	L	9-13
N2	at Louisville	L	10-13
N9	TENNESSEE	W	21-17
N23	EAST CAROLINA	L	10-20

SOUTHERN MISS (8-3, 4-1 C-USA)

A31	at Georgia	W	11-7
S7	at (13) Alabama	L	10-20
S14	UTAH STATE	W	31-24
S21	SOUTHWESTERN LA.	W	52-27
S28	at Louisville	W	24-7
O10	at East Carolina	W	28-7
O19	MEMPHIS	W	16-0
O26	at Tulane	W	31-28
N2	CINCINNATI	W	21-17
N9	at Houston	L	49-56 (OT)
N16	at (3) Florida State	L	14-54

TULANE (2-9, 1-4 C-USA)

A30	at Cincinnati	W	34-14
S14	RICE	L	14-21
S21	at Memphis	L	10-17
O5	TCU	W	35-7
O12	LOUISVILLE	L	20-23
O19	at Army	L	10-34
O26	SOUTHERN MISS	L	28-31
N2	HOUSTON	L	17-20
N9	SYRACUSE	L	7-31
N16	at Navy	L	21-35
N23	at Louisiana State	L	17-35

Offensive Player of the Year

Antowain Smith, RB, Houston

Defensive Player of the Year

Tyrus McCloud, LB, Louisville

Special Teams Player of the Year

Jeff Liggon, KR, Tulane

Freshman of the Year

Ketric Sanford, RB/KR, Houston

Coach of the Year

Kim Helton, Houston

HIGHLIGHTS

Tulane upset pre-season C-USA favorite Cincinnati, 34-14, in the first-ever C-USA football game on August 30 in Nippert Stadium...Southern Miss won at Georgia and Louisville won at Kentucky in the opening weekend of the season...Houston became the first team to represent C-USA in a bowl, when the co-regular season champion Cougars battled Syracuse in the St. Jude Liberty Bowl...Memphis produced one of the biggest upsets of the college football season on Nov. 9, when the Tigers defeated No. 6 Tennessee, 21-17, at a sold-out Liberty Bowl Memorial Stadium...Conference USA had the largest attendance increase of any Division I-A conference, drawing 160,677 more fans than it did the year before.

BOWL RESULTS

2016

Saturday, December 17
R+L CARRIERS NEW ORLEANS BOWL
(New Orleans, La.)
Southern Miss 28, Louisiana-Lafayette 21

Saturday, December 17
GILDAN NEW MEXICO BOWL
(Albuquerque, N.M.)
New Mexico 23, UTSA 20

Tuesday, December 20
BOCA RATON BOWL
(Boca Raton, Florida)
WKU 51, Memphis 31

Friday, December 23
POPEYES BAHAMAS BOWL
(Nassau, Bahamas)
Old Dominion 24, Eastern Michigan 20

Friday, December 23
LOCKHEED MARTIN ARMED FORCES BOWL
(Fort Worth, Texas)
Louisiana Tech 48, Navy 45

Saturday, December 24
HAWAII BOWL
(Honolulu, Hawaii)
Hawaii 52, Middle Tennessee 35

Tuesday, December 27
ZAXBY'S HEART OF DALLAS BOWL
(Dallas, Texas)
Army 38, North Texas 31 (ot),

2015

Saturday, December 19
R+L CARRIERS NEW ORLEANS BOWL
(New Orleans, La.)
Louisiana Tech 47, Arkansas State 28

Monday, December 21
MIAMI BEACH BOWL
(Miami, Fla.)
WKU 45, South Florida 35

Thursday, December 24
POPEYES BAHAMAS BOWL
(Nassau, Bahamas)
Western Michigan 45, Middle Tennessee 31

Saturday, December 26
ST. PETERSBURG BOWL
(St. Petersburg, Fla.)
Marshall 16, Connecticut 10

Friday, December 26
ZAXBY'S HEART OF DALLAS BOWL
(Dallas, Texas)
Washington 44, Southern Miss 31

2014

Saturday, December 20
GILDAN NEW MEXICO BOWL
(Albuquerque, N.M.)
Utah State 21, UTEP 6

Tuesday, December 23
BOCA RATON BOWL
(Boca Raton, Fla.)
Marshall 52, Northern Illinois 23

Wednesday, December 24
POPEYES BAHAMAS BOWL
(Nassau, Bahamas)
WKU 49, Central Michigan 48

Wednesday, December 24
HAWAII BOWL
(Honolulu, Hawaii)
Rice 30, Fresno State 6

Friday, December 26
ZAXBY'S HEART OF DALLAS BOWL
(Dallas, Texas)
Louisiana Tech 35, Illinois 18

2013

Saturday, December 21
R+L CARRIERS
NEW ORLEANS BOWL
(New Orleans, La.)
Louisiana-Lafayette 24, Tulane 21

Monday, December 23
BEEF 'O' BRADY'S BOWL
(St. Petersburg, Fla.)
East Carolina 37, Ohio 20

Friday, December 27
MILITARY BOWL
(Annapolis, Md.)
Marshall 31, Maryland 20

Monday, December 30
BELL HELICOPTER ARMED FORCES BOWL
(Fort Worth, Texas)
Navy 24, Middle Tennessee 6

Tuesday, December 31
AUTO ZONE LIBERTY BOWL
(Memphis, Tenn.)
Mississippi State 44, Rice 7

Wednesday, January 1
HEART OF DALLAS BOWL
(Dallas, Texas)
North Texas 36, UNLV 14

2012

Friday, December 21
BEEF 'O' BRADY'S BOWL
(St. Petersburg, Fla.)
UCF 38, Ball State 17

Saturday, December 22
R+L CARRIERS NEW ORLEANS BOWL
(New Orleans, La.)
Louisiana-Lafayette 43, East Carolina 34

Monday, December 24
SHERATON HAWAII BOWL
(Honolulu, Hawaii)
SMU 43, Fresno State 10

Saturday, December 29
BELL HELICOPTER ARMED FORCES BOWL
(Fort Worth, Texas)
Rice 33, Air Force 14

Monday, December 31
AUTO ZONE LIBERTY BOWL
(Memphis, Tenn.)
Tulsa 31, Iowa State 17

2011

Tuesday, December 20
BEEF 'O' BRADY'S BOWL ST. PETERSBURG
(St. Petersburg, Fla.)
Marshall 20, FIU 10

Saturday, December 24
SHERATON HAWAII BOWL
(Honolulu, Hawaii)
(21) Southern Miss 24, Nevada 17

Friday, December 30
BELL HELICOPTER ARMED FORCES BOWL
(Dallas, Texas)
BYU 24, Tulsa 21

Monday, January 2
TICKET CITY BOWL
(Dallas, Texas)
(17) Houston 30, (22) Penn State 14

Saturday, January 7
BBVA COMPASS BOWL
(Birmingham, Ala.)
SMU 28, Pittsburgh 6

2010

Saturday, December 18
NEW MEXICO BOWL
(Albuquerque, N.M.)
BYU 52, UTEP 24

Tuesday, December 21
BEEF 'O' BRADY'S ST. PETERSBURG BOWL
(St. Petersburg, Fla.)
Louisville 31, Southern Miss 28

Friday, December 24
SHERATON HAWAII BOWL (Honolulu, Hawaii)
Tulsa 62, (25) Hawaii 35

Wednesday, December 29
MILITARY BOWL (Washington, D.C.)
Maryland 51, East Carolina 20

Thursday, December 30
BELL HELICOPTER ARMED FORCES BOWL
(Dallas, Texas)
Army 16, SMU 14

Friday, December 31
AUTOZONE LIBERTY BOWL
(Memphis, Tenn.)
(24) UCF 10, Georgia 6

2009
Saturday, December 19
BEEF 'O' BRADY'S ST. PETERSBURG BOWL
(St. Petersburg, Fla.)
Rutgers 45, UCF 24

Sunday, December 20
R+L CARRIERS NEW ORLEANS BOWL
(New Orleans, La.)
Middle Tennessee 42, Southern Miss 32

Thursday, December 24
SHERATON HAWAII BOWL (Honolulu, Hawaii)
SMU 45, Nevada 10

Saturday, December 26
LITTLE CAESARS PIZZA BOWL
(Detroit, Mich.)
Marshall 21, Ohio 17

Wednesday, December 31
BELL HELICOPTER ARMED FORCES BOWL
(Fort Worth, Texas)
Air Force 47, Houston 20

Friday, January 2
AUTOZONE LIBERTY BOWL
(Memphis, Tenn.)
Arkansas 20, East Carolina 17 (ot)

2008

Saturday, December 20
ST. PETERSBURG BOWL
(St. Petersburg, Fla.)
South Florida 41, Memphis 14

Sunday, December 21

**R+L CARRIERS NEW ORLEANS BOWL
(New Orleans, La.)**

Southern Miss 30, Troy 27 (ot)

Tuesday, December 30

TEXAS BOWL (Houston, Texas)

Rice 38, Western Michigan 14

Wednesday, December 31

**BELL HELICOPTER ARMED FORCES BOWL
(Fort Worth, Texas)**

Houston 34, Air Force 28

Friday, January 2

**AUTOZONE LIBERTY BOWL
(Memphis, Tenn.)**

Kentucky 25, East Carolina 19

Tuesday, January 6

GMAC BOWL (Mobile, Ala.)

Tulsa 63, Bowling Green 7

2007

Friday, December 21

**R+L CARRIERS NEW ORLEANS BOWL
(New Orleans, La.)**

Florida Atlantic 44, Memphis 27

Saturday, December 22

**PAPAJOHNS.COM BOWL
(Birmingham, Ala.)**

(20) Cincinnati 31, Southern Miss 21

Sunday, December 23

SHERATON HAWAII BOWL (Honolulu, Hawaii)

East Carolina 41, (22) Boise State 38

Friday, December 28

TEXAS BOWL (Houston, Texas)

TCU 20, Houston 13

Saturday, December 29

**AUTOZONE LIBERTY BOWL
(Memphis, Tenn.)**

Mississippi State 10, UCF 3

Sunday, January 6

GMAC BOWL (Mobile, Ala.)

Tulsa 63, Bowling Green 7

2006

Friday, December 22

**R+L CARRIERS NEW ORLEANS BOWL
(New Orleans, La.)**

Troy 41, Rice 17

Saturday, December 23

PAPAJOHNS.COM BOWL (Birmingham, Ala.)

USF 24, East Carolina 7

Saturday, December 23

**BELL HELICOPTER ARMED FORCES BOWL
(Fort Worth, Texas)**

Utah 25, Tulsa 13

Sunday, January 7

GMAC BOWL (Mobile, Ala.)

Southern Miss 28, Ohio 7

Friday, December 29

AUTOZONE LIBERTY BOWL (Memphis, Tenn.)

South Carolina 44, Houston 36

2005

Tuesday, December 20

NEW ORLEANS BOWL (Lafayette, La.)

Southern Miss 31, Arkansas State 19

Wednesday, December 21

GMAC BOWL (Mobile, Ala.)

Toledo 45, UTEP 13

Friday, December 23

FORT WORTH BOWL (Fort Worth, Texas)

Kansas 42, Houston 13

Saturday, December 24

SHERATON HAWAII BOWL (Honolulu, Hawaii)

Nevada 49, UCF 48 (ot)

Monday, December 26

MOTOR CITY BOWL (Detroit, Mich.)

Memphis 38, Akron 31

Saturday, December 31

AUTOZONE LIBERTY BOWL (Memphis, Tenn.)

Tulsa 31, Fresno State 24

2004

Tuesday, December 14

**WYNDHAM NEW ORLEANS BOWL
(New Orleans, La.)**

Southern Miss 31, North Texas 10

Wednesday, December 22

GMAC BOWL (Mobile, Ala.)

Bowling Green 52, Memphis 35

Thursday, December 23

**PLAINSCAPITAL FORT WORTH BOWL
(Fort Worth, Texas)**

Cincinnati 32, Marshall 14

Friday, December 24

SHERATON HAWAII BOWL (Honolulu, Hawaii)

Hawaii 59, UAB 40

Friday, December 31

AUTOZONE LIBERTY BOWL (Memphis, Tenn.)

(7) Louisville 44, (10) Boise State 40

2003

Tuesday, December 16

NEW ORLEANS BOWL (New Orleans, La.)

Memphis 27, North Texas 17

Thursday, December 18

GMAC BOWL (Mobile, Ala.)

(14) Miami (Ohio) 49, Louisville 28

Tuesday, December 23

**PLAINSCAPITAL FORT WORTH BOWL
(Fort Worth, Texas)**

(16) Boise State 34, (19) TCU 31

Thursday, December 25

SHERATON HAWAII BOWL (Honolulu, Hawaii)

Hawaii 54, Houston 48 (3ot)

Wednesday, December 31

AXA LIBERTY BOWL (Memphis, Tenn.)

(25) Utah 17, Southern Miss 0

2002

Tuesday, December 17

NEW ORLEANS BOWL (New Orleans, La.)

North Texas 24, Cincinnati 19

Wednesday, December 18

GMAC BOWL (Mobile, Ala.)

(24) Marshall 38, Louisville 15

Wednesday, December 25

**CONAGRA FOODS HAWAII BOWL
(Honolulu, Hawaii)**

Tulane 36, Hawaii 28

Friday, December 27

HOUSTON BOWL (Houston, Texas)

Oklahoma State 33, Southern Miss 23

Tuesday, December 31

AXA LIBERTY BOWL (Memphis, Tenn.)

TCU 17, (21) Colorado State 3

2001

Wednesday, December 19

GMAC BOWL (Mobile, Ala.)

(25) Marshall 64, East Carolina 61 (2ot)

Friday, December 28

GALLERYFURNITURE.COM BOWL (Houston, Texas)

Texas A&M 28, TCU 9

Saturday, December 29

MOTOR CITY BOWL (Pontiac, Mich.)

(25) Toledo 23, Cincinnati 16

Monday, December 31

AXA LIBERTY BOWL (Memphis, Tenn.)

(22) Louisville 28, (17) BYU 10

2000

Wednesday, December 20

GMAC MOBILE ALABAMA BOWL (Mobile, Ala.)

Southern Miss 28, (13) TCU 21

Wednesday, December 27

MOTOR CITY BOWL (Pontiac, Mich.)

Marshall 25, Cincinnati 14

GALLERYFURNITURE.COM BOWL (Houston, Texas)

East Carolina 40, Texas Tech 27

Friday, December 29

AXA LIBERTY BOWL (Memphis, Tenn.)

(23) Colorado State 22, (22) Louisville 17

1999

Wednesday, December 22

MOBILE ALABAMA BOWL (Mobile, Ala.)

TCU 28, (19) East Carolina 14

Thursday, December 30

**CRUCIAL.COM HUMANITARIAN BOWL
(Boise, Idaho)**

Boise State 34, Louisville 31

Friday, December 31

AXA LIBERTY BOWL (Memphis, Tenn.)

(14) Southern Miss 23, Colorado State 17

1998

Wednesday, December 23

MOTOR CITY BOWL (Pontiac, Mich.)

Marshall 48, Louisville 29

Wednesday, December 30

HUMANITARIAN BOWL (Boise, Idaho)

Idaho 42, Southern Miss 35

Thursday, December 31

**AXA/EQUITABLE LIBERTY BOWL
(Memphis, Tenn.)**

(10) Tulane 41, Brigham Young 27

1997

Monday, December 29

HUMANITARIAN BOWL (Boise, Idaho)

Cincinnati 35, Utah State 19

Wednesday, December 31

AXA LIBERTY BOWL (Memphis, Tenn.)

(22) Southern Miss 41, Pittsburgh 7

1996

Friday, December 27

ST. JUDE LIBERTY BOWL (Memphis, Tenn.)

(22) Syracuse 30, Houston 17

ANNUAL LEADERS

YEAR-BY-YEAR INDIVIDUAL LEADERS

Rushing

Year	Player, School	G	Att.	Yards	TD	YPG
2016	Aaron Jones, UTEP	12	229	1,773	17	147.8
2015	Ray Lawry, ODU	12	194	1,136	11	103.3
2014	Devon Johnson, MAR	13	206	1,767	17	135.9
2013	Trey Watts, TLS	12	268	1,329	11	110.8
2012	Latavius Murray, UCF	11	198	1,106	15	100.5
2011	Zach Line, SMU	10	208	1,224	17	122.4
2010	Zach Line, SMU	14	244	1,494	10	106.7
2009	Donald Buckram, UTEP	12	259	1,594	18	132.8
2008	Damion Fletcher, USM	12	219	1,313	10	109.4
2007	Kevin Smith, UCF	14	450	2,567	29	183.4
2006	Ahmad Bradshaw, MAR	12	249	1,523	19	126.9
2005	DeAngelo Williams, MEM	11	310	1,964	18	178.5
2004	DeAngelo Williams, MEM	12	313	1,948	22	162.3
2003	DeAngelo Williams, MEM	11	243	1,430	10	130.0
2002	Joffrey Reynolds, HOU	12	316	1,545	11	128.8
2001	Leonard Henry, ECU	11	184	1,432	16	130.2
2000	Michael Wallace, ARMY	10	192	1,157	11	115.7
1999	Frank Moreau, LOU	10	233	1,289	17	128.9
1998	Derrick Nix, USM	11	226	1,180	9	107.3
1997	Harold Shaw, USM	11	245	1,045	16	95.0
1996	Antowain Smith, HOU	11	202	1,239	14	112.6

Passing Efficiency

Year	Player, School	G	Att.	Cmp.	Pct.	INT	Yards	TD	Rating
2016	Mike White, WKU	14	416	280	67.3	7	4,363	37	181.4
2015	Brandon Doughty, WKU	14	540	388	71.8	9	5,055	48	176.5
2014	Brandon Doughty, WKU	13	552	375	67.9	10	4,830	49	167.1
2013	Shane Carden, ECU	13	549	387	70.5	10	4,139	33	150.0
2012	Rakeem Cato, MAR	12	584	406	69.5	11	4,201	37	147.1
2011	Case Keenum, HOU	14	428	603	71.0	5	5,631	48	174.0
2010	Jeff Godfrey, UCF	14	238	159	66.8	8	2,159	13	154.3
2009	Case Keenum, HOU	14	700	492	70.3	15	5,671	44	154.8
2008	David Johnson, TLS	14	400	258	64.5	18	4,059	46	178.7
2007	Paul Smith, TLS	14	544	327	60.1	19	5,065	47	159.8
2006	Kevin Kolb, HOU	14	432	292	67.6	4	3,809	30	162.7
2005	Darrell Hackney, UAB	11	386	242	62.7	12	3,180	22	144.5
2004	Stefan LeFors, LOU	12	257	189	73.5	3	2,596	20	181.7
2003	Kevin Kolb, HOU	13	360	220	61.1	6	3,131	25	153.8
2002	Gino Guidugli, CIN	14	472	258	54.7	21	3,543	22	124.2
2001	Dave Ragone, LOU	12	383	231	60.3	7	3,056	23	143.5
2000	Dave Ragone, LOU	11	354	216	61.0	11	2,621	27	142.2
1999	Jeff Kelly, USM	11	260	153	58.8	11	2,062	21	143.7
1998	Shaun King, TLN	11	328	223	68.0	6	2,232	36	183.3
1997	Shaun King, TLN	11	363	199	54.8	14	2,567	24	128.3
1996	Lee Roberts, USM	10	142	86	60.6	7	1,296	12	155.3

Total Offense

Year	Player, School	G	Rush	Pass	Plays	Tot.	YPG
2016	Ryan Higgins, LT	13	277	4,617	584	4,894	376.5
2015	Brandon Doughty, WKU	14	-122	5,055	567	4,933	352.4
2014	Brandon Doughty, WKU	13	-52	4,830	591	4,778	367.5
2013	Shane Carden, ECU	13	103	4,139	639	4,242	326.3
2012	Rakeem Cato, MAR	12	31	4,201	641	4,232	352.7
2011	Case Keenum, HOU	14	35	5,631	660	5,666	404.7
2010	G.J. Kinne, TLS	13	561	3,650	618	4,211	323.9
2009	Case Keenum, HOU	14	158	5,671	760	5,829	416.4
2008	Case Keenum, HOU	13	221	5,020	665	5,241	403.2
2007	Paul Smith, TLS	14	119	5,065	649	5,184	370.3
2006	Jordan Palmer, UTEP	12	-76	3,585	476	3,509	292.4
2005	Darrell Hackney, UAB	11	105	3,180	437	3,285	298.6
2004	Kevin Kolb, HOU	11	51	2,766	471	2,817	256.1
2003	Stefan LeFors, LOU	13	405	3,145	428	3,550	273.1
2002	Gino Guidugli, CIN	14	27	3,543	541	3,570	255.0
2001	Dave Ragone, LOU	12	66	3,056	475	3,122	260.2
2000	Patrick Ramsey, TLN	10	53	2,833	428	2,886	288.6
1999	Chris Redman, LOU	11	-124	3,647	533	3,523	320.3
1998	Chris Redman, LOU	10	33	4,042	513	4,009	400.9
1997	Shaun King, TLN	11	511	2,567	487	3,078	279.8
1996	Chuck Clements, HOU	11	-83	2,417	380	2,334	212.2

Receptions Per Game

Year	Player, School	G	Rec.	Yards	TD	RPG
2016	Trent Taylor, LT	14	136	1,803	12	9.71
2015	Richie James, MAR	13	108	1,346	8	8.31
2014	Tommy Shuler, MAR	14	92	1,138	9	6.57
2013	Justin Hardy, ECU	13	114	1,284	8	8.77
2012	Tommy Shuler, MAR	12	110	1,149	6	9.17
2011	Cole Beasley, SMU	11	79	954	2	7.18
2010	Dwayne Harris, ECU	13	101	1,123	10	7.77
2009	James Cleveland, HOU	12	104	1,214	14	8.67
2008	James Casey, RICE	13	111	1,329	13	8.54
2007	Donnie Avery, HOU	13	91	1,456	7	7.00
2006	Mike Walker, UCF	12	90	1,178	7	7.50
2005	Aundrae Allison, ECU	11	83	1,024	7	7.55
2004	J.R. Russell, LOU	12	73	968	7	6.09
2003	Terrance Copper, ECU	12	87	897	2	7.25
2002	LaDaris Vann, CIN	14	71	844	5	5.07
2001	LaDaris Vann, CIN	11	73	902	3	6.64
2000	Brian Robinson, HOU	11	77	870	6	7.00
1999	JaJuan Dawson, TLN	10	94	1,036	8	9.40
1998	Arnold Jackson, LOU	11	91	1,175	10	8.27
1997	Miguel Montano, LOU	11	67	875	1	6.09
1996	Damion Johnson, HOU	11	52	708	5	4.73

Receiving Yards Per Game

Year	Player, School	G	Rec.	Yards	TD	YPG
2016	Trent Taylor, LT	14	136	1,883	12	128.8
2015	Michael Thomas, USM	13	71	1,391	14	107.0
2014	Antonio Vaughan, ODU	12	63	1,019	12	84.9
2013	Justin Hardy, ECU	13	114	1,284	8	98.8
2012	Ryan Grant, TLN	12	76	1,149	6	95.8
2011	Patrick Edwards, HOU	14	89	1,752	20	125.1
2010	Aldrick Robinson, SMU	14	65	1,301	14	92.9
2009	Emmanuel Sanders, SMU	13	98	1,339	7	103.0
2008	Aldrick Robinson, SMU	10	59	1,047	11	104.7
2007	Donnie Avery, HOU	13	91	1,456	7	112.0
2006	Johnnie Lee Higgins, UTEP	12	82	1,319	13	109.9
2005	Garrett Mills, TLS	13	87	1,235	9	95.0
2004	Roddy White, UAB	12	71	1,452	14	121.0
2003	Brandon Middleton, HOU	13	55	1,250	14	96.2
2002	Jon Olinger, CIN	14	54	1,114	7	79.6
2001	Deion Branch, LOU	12	72	1,188	9	99.0
2000	Adrian Burnette, TLN	11	74	1,075	14	97.7
1999	Arnold Jackson, LOU	11	101	1,209	9	109.9
1998	Sherrod Gideon, USM	11	66	1,186	13	107.8
1997	Sherrod Gideon, USM	11	54	1,008	9	91.6
1996	Damion Johnson, HOU	11	52	708	5	64.4

All-Purpose Yards

Year	Player, School	G	Rush	Rec.	PR	KOR	Yards	YPG
2016	Carlos Henderson, LT	13	133	1,535	0	805	2,473	190.2
2015	Kenneth Dixon, LT	11	1,070	467	0	0	1,537	139.7
2014	Leon Allen, WKU	13	1,542	476	0	0	2,018	155.2
2013	Trey Watts, TLS	12	1,329	395	147	186	2,057	171.4
2012	Trey Watts, TLS	14	1,108	343	154	586	2,191	168.5
2011	Patrick Edwards, HOU	14	6	1,752	210	0	1,968	140.6
2010	Damaris Johnson, TLS	13	560	872	292	904	2,628	202.2
2009	Damaris Johnson, TLS	12	175	1,131	256	113	2,693	224.4
2008	Damaris Johnson, TLS	14	327	743	23	1,382	2,475	176.8
2007	Chris Johnson, ECU	13	1,423	528	0	1,009	2,960	227.7
2006	Johnnie Lee Higgins, UTEP	12	-2	1,319	281	275	1,873	156.1
2005	DeAngelo Williams, MEM	11	1,964	78	0	33	2,075	188.6
2004	DeAngelo Williams, MEM	12	1,948	210	0	72	2,230	185.8
2003	DeAngelo Williams, MEM	11	1,430	384	0	299	2,113	192.1
2002	William White, Army	11	13	384	10	1239	1,646	149.6
2001	Mewelde Moore, TLN	12	1,421	756	0	82	2,259	188.2
2000	Keith Stokes, ECU	10	66	442	416	503	1,427	142.7
1999	Frank Moreau, LOU	10	1,289	285	0	0	1,574	157.4
1998	Arnold Jackson, LOU	11	33	1,175	216	131	1,555	141.4
1997	Ketric Sanford, HOU	9	636	101	0	530	1,267	140.8
1996	Antowain Smith, HOU	11	1,239	201	0	15	1,455	132.3

Scoring

Year	Player, School	G	TD	XPT	FG	Pts.	PPG
2016	Anthony Wales, WKU	13	29	0	0	174	13.4
2015	Kenneth Dixon, LT	11	26	0	0	156	14.2
2014	Kenneth Dixon, LT	14	28	0	0	168	12.0
2013	Justin Haig, MAR	14	0	77	11	110	7.9
2012	Alex Singleton, TLS	14	25	0	0	150	10.7
2011	Danny Hrapmann, USM	14	0	61	23	130	9.3
2010	Patrick Edwards, HOU	12	14	0	0	86	7.2
2009	Donald Buckram, UTEP	12	21	0	0	126	10.5
2008	Jarett Dillard, RICE	13	20	0	0	120	9.2
2007	Kevin Smith, UCF	14	30	0	0	180	12.9
2006	Ahmad Bradshaw, MAR	12	21	0	0	126	10.5
2005	DeAngelo Williams, MEM	11	19	0	0	114	10.4
2004	DeAngelo Williams, MEM	12	23	0	0	138	11.5
2003	Nick Browne, TCU	13	0	38	28	122	9.4
2002	Art Brown, ECU	10	17	2	0	104	10.4
2001	Leonard Henry, ECU	11	18	0	0	108	9.8
2000	Jonathon Ruffin, CIN	11	0	26	26	104	9.5
1999	Frank Moreau, LOU	10	17	0	0	102	10.2
1998	Leroy Collins, LOU	11	19	2	0	116	10.5
1997	Brad Palazzo, TLN	11	0	40	23	109	9.9
1996	Antowain Smoth, HOU	11	15	2	0	92	8.4

Punting

Year	Player, School	G	Att.	Yards	Avg.
2016	Tyler Sarrazin, USM	13	54	2,431	45.0
2015	Dalton Schomp, FAU	12	45	2,160	48.0
2014	Dalton Schomp, FAU	12	50	2,272	45.4
2013	Hunter Mullins, UAB	12	51	2,200	43.1
2012	Richie Leone, HOU	12	60	2,730	45.5
2011	Ian Campbell, UTEP	12	48	2,214	46.1
2010	Kyle Martens, RICE	12	52	2,391	46.0
2009	Matt Dodge, ECU	14	67	3,069	45.8
2008	Ross Thevenot, TLN	12	45	2,061	45.8
2007	Thomas Morstead, SMU	12	57	2,545	44.6
2006	Thomas Morstead, SMU	12	50	2,191	43.8
2005	Luke Johnson, USM	12	53	2,378	44.9
2004	Chris Beckman, TLN	11	52	2,219	42.7
2003	Ryan Dougherty, ECU	12	64	2,846	44.5
2002	Jared Preston, ECU	12	73	3,170	43.4
2001	Dan MacElroy, ARMY	11	51	2,264	44.4
2000	Casey Roussel, TLN	11	59	2,609	44.2
1999	Andrew Bayes, ECU	11	47	2,259	48.1
1998	Graham White, ARMY	11	47	2,101	44.7
1997	Brad Hill, TLN	11	42	1,940	46.2
1996	Steve Smith, CIN	11	68	2,795	41.1

Punt Returns

Year	Player, School	G	No.	Yards	TD	Avg.
2016	Trent Taylor, LT	14	17	178	0	10.5
2015	Richard Leonard, FIU	12	15	160	0	10.7
2014	J.J. Nelson, UAB	12	26	277	0	10.7
2013	Brelan Chancellor, NT	13	24	386	1	16.1
2012	Keiwone Malone, MEM	12	22	261	0	11.9
2011	Tracey Lampley, USM	14	31	356	1	11.5
2010	Patrick Edwards, HOU	12	15	231	1	15.4
2009	Damaris Johnson, TLS	12	18	256	1	14.2
2008	Joe Burnett, UCF	12	26	378	0	14.5
2007	Quintin Demps, UTEP	12	15	200	0	13.3
2006	Johnnie Lee Higgins, UTEP	12	12	281	2	23.4
2005	Joe Burnett, UCF	13	28	463	2	16.5
2004	Travis Williams, ECU	10	20	354	1	17.7
2003	Carl Jones, CIN	9	9	135	0	15.0
2002	Aris Comeaux, ARMY	9	12	233	2	19.4
2001	Anthony Floyd, LOU	12	14	198	1	14.1
2000	Omari Thompson, ARMY	11	12	211	2	17.6
1999	Rodregis Brooks, UAB	11	20	350	0	17.5
1998	Cornelius Bonner, CIN	9	9	122	0	13.6
1997	Tinker Keck, CIN	11	39	575	4	14.7
1996	Charles West, HOU	11	18	236	1	13.1

Kickoff Returns

Year	Player, School	G	No.	Yards	TD	Avg.
2016	Kenneth Whyte, FAU	11	39	916	0	23.5
2015	Deandre Reaves, MAR	13	23	693	2	30.1
2014	J.J. Nelson, UAB	12	22	843	4	38.3
2013	Autrey Golden, UTEP	11	28	782	2	27.9
2012	Quincy McDuffie, UCF	14	17	582	3	34.2
2011	Vernon Frazier, UTEP	12	29	884	0	30.5
2010	Quincy McDuffie, UCF	14	27	869	2	32.2
2009	Tyron Carrier, HOU	14	34	986	4	29.0
2008	Joe Burnett, UCF	12	26	745	2	28.7
2007	Darius Marshall, MEM	12	19	556	1	29.3
2006	Michael Grandberry, MEM	12	21	517	0	24.6
2005	Jessie Henderson, SMU	11	24	663	1	27.6
2004	John Eubanks, USM	12	21	618	1	29.4
2003	J.R. Reed, USF	11	18	570	1	31.7
2002	Broderick Clark, LOU	12	26	827	2	31.8
2001	Omari Thompson, ARMY	11	28	739	1	26.4
2000	Zek Parker, LOU	11	26	752	0	28.9
1999	Zek Parker, LOU	11	35	860	2	24.6
1998	Mike Smith, HOU	9	12	349	1	29.1
1997	Eric Booth, USM	11	22	766	2	34.8
1996	Eric Booth, USM	11	12	352	0	29.3

Field Goals

Year	Player, School	G	FG	FGA	Pct.	FG/G
2016	Jonathan Barnes, LT	14	22	27	81.5	1.57
2015	Jonathan Barnes, LT	13	22	26	84.6	1.69
2014	Corey Acosta, USM	12	19	25	76.0	1.58
2013	Kyle Fischer, LT	12	18	23	78.3	1.50
2012	Chris Boswell, RICE	14	23	29	79.3	1.77
2011	Danny Hrapmann, USM	14	23	34	67.6	1.64
2010	Danny Hrapmann, USM	13	26	31	83.9	2.00
2009	Ben Hartman, ECU	13	20	30	66.7	1.54
2008	Ben Hartman, ECU	11	21	31	67.7	1.91
2007	Swayze Waters, UAB	12	22	28	78.6	1.63
2006	Michael Torres, UCF	11	17	24	70.8	1.55
2005	Darren McCaleb, USM	12	23	29	82.1	1.92
2004	Stephen Gostkowski, MEM	12	20	24	93.3	1.67
2003	Nick Browne, TCU	13	28	23	84.8	2.15
2002	Nick Browne, TCU	12	23	30	76.7	1.92
2001	Kevin Miller, ECU	11	14	17	82.4	1.27
	Nick Browne, TCU	11	14	20	70.0	1.27
2000	Jonathan Ruffin, CIN	11	26	29	89.7	2.36
1999	Seth Marler, TLN	11	15	21	71.4	1.36
1998	Ryan White, MEM	11	16	16	100.0	1.45
1997	Brad Palazzo, TLN	11	23	28	82.1	2.09
1996	Ted Lane, MEM	10	12	18	66.7	1.20

Interceptions

Year	Player, School	G	Int.	Yards	TD	IPG
2016	Xavier Woods, LT	14	5	45	0	0.36
2015	Fellonte Misher, ODU	12	4	82	0	0.33
	Kevin Byard, MT	12	4	50	0	0.33
	Bennett Okotcha, UTSA	12	4	39	0	0.33
	Cre'von LeBlanc, FAU	12	4	27	0	0.33
	Terrence Winchester, CHA	12	4	1	0	0.33
2014	Kevin Byard, MT	12	6	1	0	0.50
2013	D'Joun Smith, FAU	12	7	112	1	0.58
2012	D.J. Hayden, HOU	9	4	171	2	0.44
2011	Bryce Callahan, RICE	12	6	25	0	0.50
2010	Dexter McCoil, TLS	12	6	63	0	0.50
2009	Josh Robinson, UCF	13	6	84	1	0.46
2008	Kevin Sanders, UAB	12	7	55	0	0.58
2007	Johnell Neal, UCF	13	6	159	1	0.46
	Brandon Sumrall, USM	13	6	101	1	0.46
2006	Quintin Demps, UTEP	12	7	61	0	0.58
2005	Nick Graham, TLS	13	6	66	0	0.46
2004	Kerry Rhodes, LOU	12	6	56	1	0.50
2003	J.R. Reed, USF	11	7	45	0	0.64
2002	Jason Goss, TCU	12	8	27	0	0.67
	Lynaris Elpheage, TLN	13	8	133	1	0.62
2001	Glenn Sumter, MEM	11	6	61	0	0.55
2000	Anthony Floyd, LOU	11	10	152	1	0.91
1999	Rodregis Brooks, UAB	11	9	152	1	0.82
1998	K. Dale Rowland, ARMY	11	5	79	1	0.45
1997	Patrick Surtain, USM	11	6	127	0	0.55
1996	Monty Montgomery, HOU	11	6	87	0	0.60

Tackles

Year	Player, School	G	Solo	Ast.	Total
2016	Keith Brown, WKU	14	60	71	131
2015	T.J. Ricks, ODU	12	47	76	123
2014	Neville Hewitt, MAR	12	42	81	123
2013	Michael Mudoh, TLS	12	60	73	133
2012	Marvin Burdette, UAB	12	90	67	157
2011	Curnelius Arnick, TLS	13	99	60	159
2010	Jamon Hughes, MEM	12	70	77	147
2009	Marcus McGraw, HOU	14	79	77	156
2008	Gerald McRath, USM	13	78	59	137
2007	Will Dunbar, UAB	12	69	53	122
2006	Troy Collavo, UTEP	12	42	83	125
2005	Kevis Coley, USM	12	81	69	150
2004	Greg Washington, ARMY	11	73	76	149
2003	Rod Davis, USM	12	111	53	164
2002	Rod Davis, USM	13	122	46	168
2001	Hanik Milligan, HOU	10	82	71	153
2000	Wayne Rogers, HOU	11	87	47	134
1999	Kamal Shakir, MEM	11	87	56	143
1998	T.J. Slaughter, USM	11	96	51	147
1997	Brad Jackson, CIN	11	93	75	168
1996	Tyrus McCloud, LOU	11	93	51	144

Quarterback Sacks

Year	Player, School	G	UA	Ast.	Total
2016	Jaylon Ferguson, LT	14	13	3	14.5
2015	Trey Hendrickson, FAU	12	10	7	13.5
2014	Houston Bates, LT	14	8	4	10
	Diaheem Watkins, UAB	12	10	0	10
2013	Aaron Bellazin, NT	13	8	2	9
2012	Jared St. John, TLS	14	11	1	11.5
2011	Sammy Brown, HOU	14	13	1	13.5
2010	Vinny Curry, MAR	12	11	2	12
2009	Bruce Miller, UCF	13	11	4	13
2008	Phillip Hunt, HOU	13	14	0	14
2007	Phillip Hunt, HOU	13	8	5	13
2006	Albert McClellan, MAR	12	10	3	13
2005	Paul Carrington, UCF	13	9	0	9
2004	Larry McSwain, UAB	12	10	3	13
2003	Bo Schobel, TCU	13	13	4	17
2002	Dewayne White, LOU	13	10	1	11
	Rod Davis, USM	13	10	1	11
	LeMarcus McDonald, TCU	12	6	5	11
2001	Dewayne White, LOU	12	15	0	15
2000	Andre Arnold, MEM	11	13	0	13
	Michael Josiah, LOU	11	13	0	13
1999	Tramont Lawless, MEM	11	9	0	9
	Adalius Thomas, USM	11	9	0	9
1998	Roderick Coleman, ECU	11	12	2	14
1997	Roderick Coleman, ECU	11	14	1	15
1996	Carl Powell, LOU	11	10	1	11

YEAR-BY-YEAR TEAM LEADERS**Scoring Offense**

Year	School	G	Pts.	Avg.
2016	WKU	14	637	45.5
2015	WKU	14	620	44.3
2014	Marshall	14	638	45.6
2013	Marshall	14	590	42.1
2012	Marshall	12	491	40.9
2011	Houston	14	690	49.3
2010	Tulsa	13	538	41.4
2009	Houston	14	591	42.2
2008	Tulsa	14	661	47.2
2007	Tulsa	14	576	41.1
2006	Houston	14	462	33.0
2005	Tulsa	13	430	33.1
2004	Louisville	12	597	49.8
2003	Louisville	13	450	34.6
2002	Cincinnati	14	426	30.4
2001	East Carolina	11	360	32.7
2000	Louisville	11	388	35.3
1999	Louisville	11	412	37.5
1998	Tulane	11	499	45.4
1997	Tulane	11	375	34.1
1996	Houston	11	344	31.3

Rushing Offense

Year	School	G	Att.	Yards	Avg.	TD	YPG
2016	Old Dominion	13	500	2,595	5.2	27	199.6
2015	Southern Miss	14	502	2,517	5.0	31	179.8
2014	Marshall	14	559	3,807	6.8	40	271.9
2013	Rice	14	699	3,193	4.6	31	228.1
2012	Tulsa	14	689	3,440	5.0	41	245.7
2011	Southern Miss	14	553	2,872	5.2	17	205.1
2010	Tulsa	13	537	2,820	5.3	32	216.9
2009	UAB	12	463	2,759	6.0	17	229.9
2008	Tulsa	14	674	3,752	5.6	40	268.0
2007	UCF	14	670	3,287	4.9	41	234.8
2006	Southern Miss	14	535	2,378	4.4	23	169.9
2005	Memphis	12	597	3,215	5.4	28	267.9
2004	Louisville	12	534	3,005	5.6	47	250.4
2003	Louisville	13	518	2,966	5.7	35	228.2
2002	TCU	12	589	2,438	4.1	23	203.2
2001	East Carolina	11	417	2,230	5.3	27	202.7
2000	UAB	11	473	1,801	3.8	14	163.7
1999	Army	11	636	2,915	4.6	24	265.0
1998	Army	11	610	3,510	5.3	25	293.8
1997	Cincinnati	11	593	2,371	4.0	22	215.5
1996	Cincinnati	11	521	1,995	3.8	16	181.4

Passing Offense

Year	School	G	Att.	Cmp.	Pct.	Int.	Yards	TD	YPG
2016	Louisiana Tech	14	543	352	66.7	9	5,087	43	363.4
2015	WKU	14	554	398	71.8	9	5,211	50	372.2
2014	WKU	13	557	378	67.9	10	4,866	49	374.3
2013	ECU	13	565	397	70.3	10	4,265	35	328.1
2012	Marshall	12	607	424	69.9	12	4,381	39	365.1
2011	Houston	14	682	479	70.2	6	6,301	54	450.1
2010	Houston	12	484	298	61.6	20	3,927	34	327.2
2009	Houston	14	747	525	70.3	15	6,072	47	433.7
2008	Houston	13	610	411	67.4	11	5,221	45	401.6
2007	Tulsa	14	564	336	59.6	19	5,194	49	371.0
2006	UTEP	12	446	289	64.8	17	3,744	29	312.0
2005	UTEP	12	458	268	58.5	20	3,607	29	300.6
2004	Louisville	12	359	256	71.3	5	3,463	27	288.6
2003	Memphis	13	470	260	55.3	13	3,419	23	263.0
2002	Cincinnati	14	520	281	54.0	23	3,877	24	276.9
2001	Tulane	12	511	294	57.5	14	3,498	27	291.5
2000	Tulane	11	505	288	57.0	16	3,569	28	324.5
1999	Louisville	11	501	322	64.3	13	3,687	29	335.2
1998	Louisville	11	515	338	65.6	15	4,498	33	408.9
1997	Louisville	11	473	276	58.4	14	3,282	19	298.4
1996	Houston	11	356	224	62.9	13	2,464	22	224.0

Total Offense

Year	School	G	Rush	Pass	Plays	Yards	TD	YPG
2016	WKU	14	2,609	4,715	958	7,324	77	523.1
2015	WKU	14	2,159	5,211	1,018	7,370	80	526.4
2014	Marshall	14	2,243	2,756	1,056	4,999	36	357.1
2013	Marshall	14	2,883	4,122	1,093	7,005	76	500.4
2012	Marshall	12	2,030	4,381	1,087	6,411	63	534.2
2011	Houston	14	2,086	6,301	1,102	8,387	87	599.1
2010	Tulsa	13	2,820	3,753	1,006	6,573	64	505.6
2009	Houston	14	1,815	6,072	1,150	7,887	70	563.4
2008	Tulsa	14	3,752	4,226	1,097	7,978	87	569.9
2007	Tulsa	14	2,421	5,194	1,126	7,615	77	543.9
2006	Houston	14	2,356	3,889	935	6,245	59	446.1
2005	Houston	12	1,997	3,268	899	5,265	42	438.8
2004	Louisville	12	3,005	3,463	893	6,468	74	539.0
2003	Louisville	13	2,966	3,389	913	6,355	55	488.8
2002	Cincinnati	14	1,990	3,877	1,108	5,867	45	419.1
2001	Tulane	12	1,602	3,498	926	5,100	39	425.0
2000	Tulane	11	1,420	3,569	896	4,989	38	453.5
1999	Louisville	11	1,437	3,687	851	5,124	48	465.8
1998	Louisville	11	1,658	4,498	883	6,156	62	559.6
1997	Tulane	11	2,012	2,598	791	4,610	41	419.1
1996	Houston	11	1,993	2,464	753	4,457	43	405.2

Rushing Defense

Year	School	G	Att.	Yards	Avg.	TD	YPG
2016	WKU	14	456	1,361	3.0	16	97.2
2015	Louisiana Tech	13	440	1,546	3.5	13	118.9
2014	Louisiana Tech	14	500	1,655	3.3	19	118.2
2013	East Carolina	13	465	1,517	3.3	12	116.7
2012	SMU	13	418	1,533	3.7	14	117.9

2011	UCF	12	347	1,306	3.8	9	108.8
2010	UCF	14	451	1,517	3.4	9	108.4
2009	UCF	13	416	1,076	2.6	12	82.8
2008	UCF	12	449	1,513	3.4	18	126.1
2007	Tulane	12	409	1,591	3.9	17	132.6
2006	SMU	12	403	1,290	3.2	16	107.5
2005	Memphis	12	419	1,507	3.6	10	125.6
2004	Louisville	12	419	1,308	3.1	10	109.0
2003	TCU	13	443	1,218	2.7	13	93.7
2002	TCU	12	393	778	2.0	9	64.8
2001	UAB	11	333	630	1.9	6	57.3
2000	Memphis	11	346	800	2.3	6	72.7
1999	Southern Miss	11	403	1,006	2.5	6	91.5
1998	Houston	11	436	1,564	3.6	19	142.2
1997	Cincinnati	11	337	921	2.7	10	83.7
1996	Louisville	11	437	892	2.0	9	81.1

Pass Efficiency Defense

Year	School	G	Att.	Cmp.	Pct.	Int.	Yards	TD	Eff.
2016	North Texas	12	354	182	51.4	14	2,603	20	123.9
2015	Marshall	13	452	225	49.8	15	2,504	15	100.6
2014	Marshall	14	466	254	54.5	13	2,756	21	113.5
2013	Florida Atlantic	12	344	162	47.1	13	1,938	11	97.4
2012	UCF	14	480	288	60.0	11	3,048	16	119.8
2011	Southern Miss	14	535	308	57.6	19	3,142	14	108.4
2010	UCF	14	475	258	54.3	17	2,898	21	113.0
2009	SMU	13	435	243	55.9	17	2,995	20	121.1
2008	UCF	12	398	208	52.3	18	2,492	14	107.4
2007	UCF	14	528	290	54.9	24	3,266	26	114.0
2006	Southern Miss	14	393	206	52.4	17	2,524	14	109.5
2005	Tulsa	13	358	193	53.9	22	2,383	9	105.8
2004	Louisville	12	385	195	50.6	17	2,363	18	108.8
2003	USF	11	352	173	49.1	13	1,979	14	102.1
2002	TCU	12	406	158	38.9	22	2,105	16	84.6
2001	Southern Miss	11	373	194	52.0	14	2,197	8	101.1
2000	Southern Miss	11	370	186	50.3	14	1,788	9	91.3
1999	East Carolina	11	389	200	51.4	17	2,294	10	100.7
1998	Southern Miss	11	299	165	55.2	10	1,903	8	110.8
1997	Southern Miss	11	429	225	52.4	17	2,278	13	99.1
1996	Louisville	11	328	158	48.2	10	1,702	11	96.7

Total Defense

Year	School	G	Rush	Pass	Plays	Yards	TD	YPG
2016	Southern Miss	13	1,949	2,274	739	4,223	47	324.8
2015	Marshall	13	2,186	2,504	998	4,690	27	360.8
2014	Marshall	14	2,243	2,756	1,056	4,999	36	357.1
2013	Florida Atlantic	12	1,979	1,938	800	3,917	29	326.4
2012	Tulsa	14	1,674	3,195	1,001	4,869	39	347.8
2011	UCF	12	1,306	2,334	732	3,640	21	303.3
2010	UCF	14	1,517	2,898	926	4,415	30	315.4
2009	UCF	13	1,076	3,481	871	4,557	32	350.5
2008	East Carolina	14	1,901	2,761	942	4,662	34	333.0
2007	Houston	13	1,818	2,935	864	4,753	49	365.6
2006	Tulsa	13	1,796	2,063	767	3,859	30	296.8
2005	Marshall	11	1,780	1,963	716	3,743	30	340.3
2004	Louisville	12	1,308	2,363	804	3,671	28	305.9
2003	Memphis	13	1,435	2,410	879	3,845	26	295.8
2002	TCU	12	778	2,105	799	2,883	25	240.2
2001	UAB	11	630	2,295	719	2,925	19	265.9
2000	Southern Miss	11	1,166	1,788	783	2,954	17	268.5
1999	Southern Miss	11	1,006	2,229	754	3,235	14	294.1
1998	Southern Miss	11	1,787	1,903	766	3,690	21	335.5
1997	Southern Miss	11	1,184	2,278	796	3,462	21	314.7
1996	Louisville	11	892	1,702	765	2,594	20	235.8

Punting

Year	School	G	Att.	Yards	Avg.
2016	Southern Miss	13	55	2,431	40.5
2015	Florida Atlantic	12	56	2,512	41.7
2014	UTSA	12	84	3,459	39.3
2013	Florida Atlantic	12	72	3,077	37.6
2012	UTEP	12	66	2,814	39.8
2011	UTEP	12	48	2,214	40.5
2010	Rice	12	55	2,501	39.9
2009	East Carolina	14	68	3,077	39.1
2008	East Carolina	14	73	3,207	43.9
2007	SMU	12	58	2,545	39.3
2006	SMU	12	51	2,191	37.0
2005	Memphis	12	63	2,788	39.2
2004	USF	11	57	2,380	38.8

2003	East Carolina	12	65	2,852	40.6
2002	East Carolina	12	75	3,177	42.4
2001	Cincinnati	11	65	2,826	43.5
2000	Tulane	11	59	2,609	44.2
1999	Cincinnati	11	55	2,320	39.4
1998	Southern Miss	11	55	2,145	39.0
1997	Tulane	11	42	1,940	46.2
1996	Southern Miss	11	73	2,897	39.7

Punt Returns

Year	School	G	No.	Yards	TD	Avg.
2016	WKU	14	15	269	3	17.9
2015	FIU	12	19	206	1	10.8
2014	FIU	12	21	382	1	18.2
2013	North Texas	13	32	457	4	14.3
2012	Memphis	12	25	300	1	12.0
2011	Houston	14	24	317	2	13.2
2010	Houston	12	16	228	1	14.2
2009	Tulsa	12	20	282	1	14.1
2008	UCF	12	8	369	0	13.2
2007	UTEP	12	22	299	0	13.6
2006	UTEP	12	13	260	2	20.0
2005	UCF	13	28	463	2	16.5
2004	East Carolina	11	28	440	1	15.7
2003	Southern Miss	13	35	451	1	12.9
2002	Tulane	13	28	484	2	17.3
2001	Louisville	12	35	420	2	12.0
2000	Army	11	17	290	3	17.1
1999	UAB	11	23	440	2	19.1
1998	Cincinnati	11	15	233	1	15.5
1997	Cincinnati	11	40	582	4	14.6
1996	Southern Miss	11	23	322	1	14.0

Kickoff Returns

Year	School	G	No.	Yards	TD	Avg.
2016	WKU	14	48	1,280	1	26.7
2015	Marshall	13	29	800	2	27.6
2014	UAB	12	47	1,323	4	28.1
2013	East Carolina	13	28	703	0	25.1
2012	Tulsa	14	36	959	1	26.6
2011	UCF	12	42	1,131	1	26.9
2010	UCF	14	45	1,250	2	27.8
2009	UCF	13	53	1,314	1	24.8
2008	UCF	12	47	1,172	2	24.9
2007	East Carolina	13	62	1,506	1	24.3
2006	SMU	12	44	1,010	1	23.0
2005	Marshall	11	40	906	1	22.6
2004	UAB	12	39	920	0	23.6
2003	USF	11	30	755	1	25.2
2002	TCU	12	32	742	1	23.2
2001	East Carolina	11	40	948	1	23.7
2000	Louisville	11	31	810	0	26.1
1999	Louisville	11	39	910	2	23.3
1998	Army	11	45	1,078	0	24.0
1997	Southern Miss	11	31	873	2	28.2
1996	Southern Miss	11	30	759	0	25.3

Field Goals

Year	School	G	FG	FGA	Pct.	FG/G
2016	Louisiana Tech	14	22	27	.923	1.57
2015	WKU	14	15	16	.938	1.07
2014	North Texas	12	15	17	.882	1.25
2013	Tulsa	12	16	19	.842	1.33
2012	Tulane	12	21	21	1.000	1.75
2011	UAB	12	16	19	.842	1.33
2010	East Carolina	13	16	18	.889	1.23
2009	Tulsa	12	13	14	.929	1.09
2008	UAB	12	19	24	.792	1.58
2007	UTEP	12	17	20	.850	1.42
2006	UCF	12	17	24	.708	1.42
2005	Southern Miss	12	23	28	.821	1.92
2004	Southern Miss	12	16	19	.842	1.33
2003	TCU	13	28	34	.824	2.15
2002	TCU	12	23	30	.767	1.92
2001	Tulane	12	15	16	.938	1.25
2000	Cincinnati	11	29	32	.906	2.64
1999	UAB	11	12	16	.750	1.09
1998	Memphis	11	16	16	100.0	1.45
1997	Tulane	11	23	28	.821	2.09
1996	Cincinnati	11	13	21	.619	1.18



Interceptions

Year	School	G	Int.	Yards	TD	IPG
2016	Charlotte	12	16	155	1	1.33
2015	Middle Tennessee	13	17	349	3	1.31
2014	Louisiana Tech	14	26	343	2	1.17
2013	Tulane	13	19	382	3	1.46
2012	SMU	13	21	557	8	1.62
2011	Houston	14	21	238	2	1.50
2010	Tulsa	13	24	444	4	1.85
2009	East Carolina	14	17	283	2	1.21
2008	East Carolina	14	22	278	3	1.57
2007	UCF	14	24	392	2	1.71
2006	Southern Miss	14	17	277	4	1.24
2005	Tulsa	12	22	246	1	1.83
2004	Louisville	12	17	116	1	1.42
2003	Cincinnati	12	19	179	1	1.58
2002	TCU	12	22	237	0	1.83
	Tulane	12	22	400	3	1.83
2001	Louisville	12	17	153	1	1.42
2000	Louisville	11	27	328	2	2.45
1999	UAB	11	19	315	2	1.73
1998	East Carolina	11	15	204	2	1.36
1997	Tulane	11	26	362	2	2.36
1996	Southern Miss	11	18	282	1	1.64

Turnover Margin

Year	School	G	Gained	Lost	Margin
2016	Old Dominion	13	23	10	+13
2015	WKU	14	31	17	+14
2014	Louisiana Tech	14	42	26	+16
2013	Middle Tennessee	13	33	21	+12
2012	SMU	13	37	23	+14
2011	Houston	14	31	15	+16
2010	Tulsa	13	36	19	+17
2009	East Carolina	14	34	23	+11
2008	Rice	13	31	16	+15
2007	East Carolina	13	31	14	+17
2006	Houston	14	25	16	+9
2005	Tulsa	13	36	17	+19
2004	Louisville	12	27	16	+11
2003	Tulane	12	31	26	+5
	Southern Miss	13	33	28	+5
2002	Tulane	13	43	21	+22
2001	Louisville	12	31	23	+8
2000	Louisville	11	38	26	+12
	Cincinnati	11	34	22	+12
1999	Southern Miss	11	30	20	+10
1998	Tulane	11	26	11	+15
1997	Tulane	11	34	20	+14
1996	Southern Miss	11	34	20	+14

Tackles

Year	School	G	Solo	Ast.	Total
2016	WKU	14	536	489	1,025
2015	Marshall	13	450	641	1,091
2014	Marshall	14	531	621	1,152
2013	Marshall	14	568	536	1,104
2012	Houston	12	469	668	1,137
2011	Houston	14	579	538	1,117
2010	UTEP	13	457	606	1,063
2009	Houston	14	580	665	1,245
2008	Houston	13	545	543	1,088
2007	East Carolina	13	542	562	1,104
2006	Houston	14	461	52	1,013
2005	UTEP	12	491	494	985
2004	Army	11	537	404	941
2003	Army	13	726	592	1,318
2002	Cincinnati	14	722	637	1,359
2001	East Carolina	11	589	488	1,077
2000	Army	11	640	439	1,079
1999	Southern Miss	11	603	442	1,045
1998	Southern Miss	11	762	461	1,223
1997	Southern Miss	11	686	461	1,147
1996	Southern Miss	11	704	471	1,175

Tackles for Loss

Year	School	G	Total	Yards
2016	Southern Miss	13	94	410
2015	Southern Miss	14	95	372
2014	Louisiana Tech	14	114	454
2013	Tulane	13	110	439
2012	Tulsa	14	110	504
2011	Houston	14	108	427
2010	UCF	14	88	348
2009	UCF	13	94	434
2008	UCF	12	98	365
2007	East Carolina	13	98	383
2006	SMU	12	86	320
2005	UTEP	12	88	358
2004	Cincinnati	12	89	360
2003	TCU	12	123	454
2002	TCU	12	152	526
2001	Louisville	12	87	400
2000	Southern Miss	11	113	474
1999	Southern Miss	11	118	434
1998	Southern Miss	11	114	453
1997	Tulane	11	91	363
1996	Louisville	11	145	742

Quarterback Sacks

Year	School	G	Total
2016	Louisiana Tech	14	44
2015	Florida Atlantic	12	35
2014	Rice	13	39
2013	North Texas	13	39
2012	Tulsa	14	53
2011	SMU	13	33
2010	UCF	14	32
2009	UCF	13	38
2008	Tulsa	14	38
2007	UCF	14	39
2006	Rice	13	33
2005	Southern Miss	12	31
2004	Louisville	12	37
2003	TCU	13	39
2002	Tulane	13	49
2001	Louisville	12	41
2000	Louisville	11	50
1999	Houston	11	43
1998	Southern Miss	11	52
1997	East Carolina	11	41
1996	Louisville	11	46

ALL-TIME HONORS

ALL-CONFERENCE

2016

FIRST TEAM

OFFENSE

QB Ryan Higgins, Sr., Louisiana Tech
 RB I'Tavius Mathers, Sr., Middle Tenn.
 RB Aaron Jones, Jr., UTEP
 OL Darrell Brown, Sr., Louisiana Tech
 OL Cameron Tom, Sr., Southern Miss
 OL Will Hernandez, Jr., UTEP
 OL Max Halpin, Sr., WKU
 OL Forrest Lamp, Sr., WKU
 TE Hayden Plinke, Sr., UTEP
 WR Carlos Henderson, Jr., LA Tech
 WR Trent Taylor, Sr., Louisiana Tech
 WR Richie James, So., Middle Tennessee
 WR Taywan Taylor, Sr., WKU

DEFENSE

DL Larry Ogunjobi, Sr., Charlotte
 DL Trey Hendrickson, Sr., Florida Atl.
 DL Jaylon Ferguson, So., Louisiana Tech
 DL Dylan Bradley, Sr., Southern Miss
 LB TJ Ricks, Sr., Old Dominion
 LB Emmanuel Ellerbee, Jr., Rice
 LB Josiah Tauaefa, Fr., UTSA
 LB Keith Brown, Sr., WKU
 DB Xavier Woods, Sr., Louisiana Tech
 DB Jeremy Cutrer, Sr., Middle Tennessee
 DB D'Nerius Antoine, Sr., Southern Miss
 DB Branden Leston, Sr., WKU

SPECIAL TEAMS

K Canon Rooker, Jr., Middle Tennessee
 P Eric Keena, Sr., North Texas
 KR Carlos Henderson, Jr., LA Tech
 PR Nacarius Fant, Jr., WKU
 LS William Eads, Sr., Middle Tennessee

SECOND TEAM

OFFENSE

QB Mike White, Jr., WKU
 RB Ito Smith, Jr., Southern Miss
 RB Anthony Wales, Sr., WKU
 OL Joseph Brunson, Sr., Louisiana Tech
 OL O'Shea Dugas, So., Louisiana Tech
 OL Daniel Stephens, Sr., Middle Tenn.
 OL Troy Butler, Sr., Old Dominion
 OL Darrell Williams, Jr., Sr., WKU
 TE Jonnu Smith, Sr., FIU
 WR Zach Pascal, Sr., Old Dominion
 WR Nicholas Norris, Sr., WKU

DEFENSE

DL Rashaad Coward, Sr., Old Dominion
 DL Oshane Ximines, So., Old Dominion
 DL Marcus Davenport, Jr., UTSA
 DL Omarious Bryant, Sr., WKU
 LB Anthony Wint, Jr., FIU
 LB Jordan Harris, Sr., Louisiana Tech
 LB Alvin Jones, Jr., UTEP
 DB Kishawn McClain, Jr., North Texas
 DB Brandon Addison, Jr., Old Dominion
 DB Michael Egwuagu, Sr., UTSA
 DB Joe Brown, Jr., WKU

SPECIAL TEAMS

K Jonathan Barnes, So., Louisiana Tech
 K Parker Shaunfield, So., Southern Miss
 P Jake Collins, So., WKU
 KR Kylan Townner, Jr., WKU
 PR Trent Taylor, Sr., Louisiana Tech
 LS Darrell Travis, Sr., Louisiana Tech

HONORABLE MENTION

OFFENSE

QB Brent Stockstill, So., Middle Tennessee
 QB David Washington, Sr., Old Dominion
 QB Nick Mullens, Sr., Southern Miss
 RB Kalif Phillips, So., Charlotte
 RB Alex Gardner, Jr., FIU
 RB Devin Singletary, Fr., Florida Atlantic
 RB Jarred Craft, Jr., Louisiana Tech
 RB Ray Lawry, Jr., Old Dominion
 OL Nate Davis, So., Charlotte
 OL Dieugot Joseph, Sr., FIU
 OL Michael Montero, Sr., FIU
 OL Dillon DeBoer, Sr., Florida Atlantic
 OL Antonyo Woods, Jr., Florida Atlantic

OL Chandler Brewer, So., Middle Tennessee
 OL Josh Chester, Sr., Middle Tennessee
 OL Maurquice Shakir, Sr., Middle Tennessee
 OL Jordan Murray, So., North Texas
 OL Sam Rice, Sr., North Texas
 OL Calvin Anderson, So., Rice
 OL Trey Martin, Jr., Rice
 OL Jevonte Domond, Sr., UTSA
 TE Kam McKnight, So., Louisiana Tech
 TE Ryan Yurachek, Jr., Marshall
 TE Julian Allen, Jr., Southern Miss
 WR Austin Duke, Sr., Charlotte
 WR Thomas Owens, Jr., FIU
 WR Kalib Woods, Jr., Florida Atlantic
 WR Dennis Andrews, Sr., Middle Tennessee
 WR Ty Lee, Fr., Middle Tennessee
 WR Jonathan Duhart, Jr., Old Dominion
 WR Allenzae Staggers, Jr., Southern Miss
 WR Josh Stewart, Jr., UTSA

DEFENSE

DL Brandon Banks, Sr., Charlotte
 DL Aaron Brown, Sr., Louisiana Tech
 DL Deldrick Canty, Jr., Louisiana Tech
 DL Ryan Bee, So., Marshall
 DL Gary Thompson, Sr., Marshall
 DL Chris Hale, Sr., Middle Tennessee
 DL Shaquille Huff, Sr., Middle Tennessee
 DL Jimal McBride, Sr., Middle Tennessee
 DL Steven Rhodes, Sr., Middle Tennessee
 DL Bunmi Rotimi, Jr., Old Dominion
 DL Xavier Thigpen, Jr., Southern Miss
 DL Chris Johnson, Jr., WKU
 LB Nick Cook, Sr., Charlotte
 LB Trevyon Williams, Jr., FIU
 LB Azeez Al-Shaair, So., Florida Atlantic
 LB Russell Farris, Jr., Louisiana Tech
 LB Chris Melton, So., Middle Tennessee
 LB D.J. Sanders, Jr., Middle Tennessee
 LB Joshua Wheeler, Jr., North Texas
 LB Anthony Wilson, Sr., Old Dominion
 LB Alex Lyons, Sr., Rice
 LB Elijah Parker, Sr., Southern Miss
 LB Nick Usher, Sr., UTEP
 LB Joel Iyiegbuniwie, So., WKU
 LB T.J. McCollum, Jr., WKU
 DB Niko Gonzalez, Jr., FIU
 DB Raekwon Williams, Jr., Florida Atlantic
 DB Jalen Young, So., Florida Atlantic
 DB Sedrick Cooper, Jr., Louisiana Tech
 DB Prince Sam, Sr., Louisiana Tech
 DB Rodney Allen, Jr., Marshall
 DB Nate Brooks, So., North Texas
 DB Eric Jenkins, Jr., North Texas
 DB Tabari McGaskey, Sr., Rice
 DB Jordan Moore, Sr., UTSA
 DB Leverick Johnson, Jr., WKU

SPECIAL TEAMS

K Austin Taylor, Sr., FIU
 K Greg Joseph, Jr., Florida Atlantic
 K Trevor Moore, Jr., North Texas
 K Skyler Simcox, So., WKU
 P Dalton Schomp, Sr., Florida Atlantic
 P Jack Fox, So., Rice
 P Tyler Sarrazin, Sr., Southern Miss
 P Alan Luna, Jr., UTEP
 KR Chris Montgomery, Jr., Charlotte
 KR Kerrith Whyte, Fr., Florida Atlantic
 PR Tyler Wilson, Fr., North Texas
 PR Terry Juniel, So., UTEP
 LS Keaston Sinicki, Sr., Charlotte
 LS Sam Medlock, Sr., FIU
 LS Reed Buce, Jr., Old Dominion
 LS Matt Bayliss, Jr., UTSA
 LS Nolan Dowling, Sr., WKU

2015

FIRST TEAM

OFFENSE

QB Brandon Doughty, Sr., WKU
 RB Kenneth Dixon, Sr., Louisiana Tech
 RB Jalen Richard, Sr., Southern Miss
 OL Sebastian Johansson, Sr., Marshall
 OL Jaylen Hunter, Sr., Middle Tennessee
 OL Andrew Reue, Sr., Rice
 OL Cameron Tom, Jr., Southern Miss
 OL Forrest Lamp, Jr., WKU
 TE Tyler Higbee, Sr., WKU
 WR Trent Taylor, Jr., Louisiana Tech

WR Richie James, Fr., Middle Tennessee
 WR Taywan Taylor, Jr., WKU

DEFENSE

DL Michael Wakefield, Sr., FIU
 DL Trevon Coley, Sr., Florida Atlantic
 DL Trey Hendrickson, Jr., Florida Atlantic
 DL Vernon Butler, Sr., Louisiana Tech
 LB Evan McKelvey, Sr., Marshall
 LB T.T. Barber, Sr., Middle Tennessee
 LB Nick Holt, Sr., WKU
 DB Richard Leonard, Sr., FIU
 DB Xavier Woods, Jr., Louisiana Tech
 DB Kevin Byard, Sr., Middle Tennessee
 DB Kalan Reed, Sr., Southern Miss

SPECIAL TEAMS

K Garrett Schwettman, Sr., WKU
 P Dalton Schomp, Jr., Florida Atlantic
 KR Deandre Reaves, Sr., Marshall
 PR Richard Leonard, Sr., FIU
 LS Lance Schuffert, Sr., Southern Miss

SECOND TEAM

OFFENSE

QB Nick Mullens, Jr., Southern Miss
 RB Kalif Phillips, Jr., Charlotte
 RB Ray Lawry, So., Old Dominion
 RB Ito Smith, So., Southern Miss
 RB Anthony Wales, Jr., WKU
 OL Michael Montero, Jr., FIU
 OL Reggie Bain, Sr., Florida Atlantic
 OL Darrell Brown, Jr., Louisiana Tech
 OL Jens Danielsens, Sr., Louisiana Tech
 OL Michael Selby, Jr., Marshall
 OL Rashod Hill, Sr., Southern Miss
 TE David Morgan II, Sr., UTSA
 WR Ed Batties, Sr., Middle Tennessee
 WR Zach Pascal, Jr., Old Dominion
 WR Mike Thomas, Sr., Southern Miss

DEFENSE

DL Larry Ogunjobi, Jr., Charlotte
 DL Jarquez Samuel, Sr., Marshall
 DL Michael Smith, Sr., Southern Miss
 DL Jason Neill, Sr., UTSA
 LB Anthony Wint, So., FIU
 LB Nick Thomason, Sr., Louisiana Tech
 LB T.J. Ricks, Jr., Old Dominion
 LB Brian Anderson, Sr., Southern Miss
 DB Cre'von LeBlanc, Sr., Florida Atlantic
 DB Bryson Abraham, Sr., Louisiana Tech
 DB Jeremy Cutrer, Jr., Middle Tennessee
 DB Bennett Okotcha, Sr., UTSA

SPECIAL TEAMS

K Jonathan Barnes, So., Louisiana Tech
 P Tyler Williams, Sr., Marshall
 KR Kylan Townner, So., WKU
 PR Deandre Reaves, Sr., Marshall
 LS Matt Cincotta, Sr., Marshall

HONORABLE MENTION

OFFENSE

QB Jeff Driskel, Sr., Louisiana Tech
 QB Brent Stockstill, Fr., Middle Tennessee
 RB Aaron Jones, Jr., UTEP
 RB Jarveen Williams, Jr., UTSA
 OL Mikingson Marsalle, Sr., Florida Atlantic
 OL Kelly Parfait, Jr., Florida Atlantic
 OL David Mahaffey, Jr., Louisiana Tech
 OL Josh Robinson, Sr., Louisiana Tech
 OL Maurquice Shakir, Jr., Middle Tennessee
 OL Kaydon Kirby, Jr., North Texas
 OL Will Hernandez, So., UTEP
 TE Jonnu Smith, Jr., FIU
 TE Ryan Yurahek, So., Marshall
 TE Hayden Plinke, Jr., UTEP
 WR Jenson Stoshak, Sr., Florida Atlantic
 WR Carlos Henderson, So., Louisiana Tech
 WR Paul Turner, Sr., Louisiana Tech
 WR Davonte Allen, Sr., Marshall
 WR Zach Wright, Jr., Rice
 WR Casey Martin, Sr., Southern Miss
 WR Kerry Thomas, Jr., UTSA
 WR Jared Dangerfield, Sr., WKU
 WR Nicholas Norris, Jr., WKU

DEFENSE

DL Denzell Perine, Sr., FIU
 DL Vontarrius Dora, Sr., Louisiana Tech

DL Jaylon Ferguson, Fr., Louisiana Tech
 DL Gary Thompson, Jr., Marshall
 DL Pat McNeil, Sr., Middle Tennessee
 DL Dylan Bradley, Jr., Southern Miss
 DL Andrew Bolton, Sr., Southern Miss
 DL Nick Usher, Jr., UTEP
 DL Marcus Davenport, So., UTSA
 DL Jontavius Morris, Sr., WKU
 LB Ocie Rose, Fr., Florida Atlantic
 LB Beau Fitte, Sr., Louisiana Tech
 LB D.J. Hunter, Sr., Marshall
 LB Cavellis Luckett, Sr., Middle Tennessee
 LB Alex Lyons, Jr., Rice
 LB Alvin Jones, So., UTEP
 LB Jimmy Musgraves, Sr., UTEP
 LB Drew Douglas, Sr., UTSA
 LB T.J. McCollum, WKU
 DB Jeremiah McKinnon, Sr., FIU
 DB Jalen Young, Fr., Florida Atlantic
 DB Kentrell Brice, Sr., Louisiana Tech
 DB Adairius Barnes, Sr., Louisiana Tech
 DB Taj Letman, Sr., Marshall
 DB Corey Tindal, Jr., Marshall
 DB Tiquan Lang, Jr., Marshall
 DB Fellonte Misher, Sr., Old Dominion
 DB D'Nerius Antoine, Jr., Southern Miss
 DB Michael Egwuagu, Jr., UTSA
 DB Prince Charles Iworah, Sr., WKU

SPECIAL TEAMS

K Jay Mattox, Jr., UTEP
 P James Farrimond, Sr., Rice
 P Alan Luna, So., UTEP
 KR Richard Leonard, Sr., FIU
 KR Carlos Henderson, So., Louisiana Tech
 LS Sam Medlock, Jr., FIU
 LS Darrell Travis, So., Louisiana Tech
 LS William Eads, Jr., Middle Tennessee
 LS Nolan Dowling, Jr., WKU

2014

FIRST TEAM

OFFENSE

QB Rakeem Cato, Sr., Marshall
 RB Devon Johnson, Jr., Marshall
 RB Jordan Howard, So., UAB
 OL Chris Jasperse, Sr., Marshall
 OL Mitchell Bell, Sr., Louisiana Tech
 OL Clint Van Horn, Jr., Marshall
 OL Josh Mann, Sr., Old Dominion
 OL Cyril Lemon, Sr., North Texas
 TE Jonnu Smith, So., FIU
 WR Tommy Shuler, Sr., Marshall
 WR Antonio Vaughan, Sr., Old Dominion
 WR Lucky Whitehead, Sr., Florida Atlantic

DEFENSE

DL Brian Nordstrom, Jr., Rice
 DL Rakeem Nunez-Roches, Sr., Southern Miss
 DL Diaheem Watkins, Sr., UAB
 DL James Rouse, Sr., Marshall
 LB Neville Hewitt, Sr., Marshall
 LB Derek Akunne, Sr., North Texas
 LB Andrae Kirk, Sr., Florida Atlantic
 DB Richard Leonard, Jr., FIU
 DB Kevin Byard, Jr., Middle Tennessee
 DB Xavier Woods, So., Louisiana Tech
 DB Darryl Roberts, Sr., Marshall

SPECIAL TEAMS

K Corey Acosta, Sr., Southern Miss
 P Tyler Williams, Jr., Marshall
 KR J.J. Nelson, Sr., UAB
 PR Richard Leonard, Jr., FIU
 LS Matt Cincotta, Jr., Marshall

SECOND TEAM

OFFENSE

QB Brandon Doughty, Sr., WKU
 RB Kenneth Dixon, Jr., Louisiana Tech
 RB Aaron Jones, So., UTEP
 RB Leon Allen, Jr., WKU
 OL Brian O'Leary, Sr., UAB
 OL Jerrell Watkins, Sr., UTEP
 OL Isaiah Anderson, Sr., Middle Tennessee
 OL Cameron Clemmons, Sr., WKU
 OL Darius Johnson, Jr., Middle Tennessee
 OL Nico Carlson, Sr., Rice
 TE Kennard Backman, Sr., UAB



WR Jared Dangerfield, Jr., WKU
 WR Trent Taylor, So., Louisiana Tech
 WR Jordan Taylor, Sr., Rice

DEFENSE

DL Aaron Bellazin, Sr., North Texas
 DL Arnold Blackmon, Sr., Marshall
 DL Michael Wakefield, Jr., FIU
 DL Houston Bates, Sr., Louisiana Tech
 DL Robert Singletary, Sr., UTSA
 LB Jake Ganus, Jr., UAB
 LB T.T. Barber, Jr., Middle Tennessee
 LB Jermaine Holmes, Sr., Marshall
 DB Triston Wade, Sr., UTSA
 DB D'Joun Smith, Sr., Florida Atlantic
 DB James Jones, Sr., North Texas
 DB Bryce Callahan, Sr., Rice
 DB Wonderful Terry, Jr., WKU

SPECIAL TEAMS

K Sean Ianno, Sr., UTSA
 P Dalton Schomp, So., Florida Atlantic
 KR Autrey Golden, Jr., UTEP
 PR J.J. Nelson, Sr., UAB
 LS Jesse Medrano, Sr., UTSA

HONORABLE MENTION

OFFENSE

QB Taylor Heinicke, Sr., Old Dominion
 RB Reggie Whately, Sr., Middle Tennessee
 RB Shane Tucker, So., Middle Tennessee
 RB Jowan Davis, So., Rice
 OL Scott Inskeep, Sr., UTSA
 OL Ian Gray, Sr., Rice
 OL Forrest Lamp, So., WKU
 OL Tre Carter, Sr., Louisiana Tech
 OL Antonio Johnson, Sr., North Texas
 OL Andrew Reue, Jr., Rice
 OL Matt Simonette, Sr., Rice
 OL Cameron Tom, So., Southern Miss
 OL Donald Senat, Sr., FIU
 OL Eric Lee, Jr., UTEP
 OL Kirby Wixson, Jr., Louisiana Tech
 OL Tyler Fisher, So., Old Dominion
 TE Eric Frohnapfel, Sr., Marshall
 TE Mitchell Henry, Sr., WKU
 TE Alex DeLeon, Sr., Florida Atlantic
 TE David Morgan II, Jr., UTSA
 TE Eric Tomlinson, Sr., UTEP
 WR Carlos Harris, Sr., North Texas
 WR J.J. Nelson, Sr., UAB
 WR Zach Pascal, So., Old Dominion
 WR Taywan Taylor, So., WKU
 WR Casey Martin, Fr., Southern Miss
 WR Hunter Lee, Sr., Louisiana Tech
 WR Mario Hull, Sr., Rice
 WR Michael Thomas, Fr., Southern Miss
 WR Kam Jones, Sr., UTSA

DEFENSE

DL Richard Abbe, Sr., North Texas
 DL Zach Patt, Sr., Rice
 DL Shubert Bastien, Sr., Middle Tennessee
 DL Vernon Butler, Jr., Louisiana Tech
 DL Ra'Shawde Myers, Sr., Marshall
 DL Ashaad Mabry, Sr., UTSA
 DL Denzel Perine, Jr., FIU
 DL Dasman McCullum, Sr., Southern Miss
 DL Chris Walton, Sr., UAB
 DL Trevon Coley, Jr., Florida Atlantic
 DL Pat McNeil, Jr., Middle Tennessee
 DL Chad Polk, Jr., North Texas
 DL Vontarius Dora, Jr., Louisiana Tech
 DL Roy Robertson-Harris, Jr., UTEP
 DL Cody Rogers, Sr., UTSA
 LB Jens Jeters, Sr., UTSA
 LB Nick Holt, Jr., WKU
 LB Tony Johnson, Sr., Louisiana Tech
 LB Terrell Pinson, Sr., Louisiana Tech
 LB D.J. Simon, Sr., Old Dominion
 LB Alex Lyons, So., Rice
 LB D.J. Hunter, Jr., Marshall
 LB Anthony Wint, Fr., FIU
 LB James Radcliffe, Sr., Rice
 LB Anthony Puente, Sr., UTEP
 LB Davison Colimon, Jr., FIU
 LB Harris Gaston, Sr., UAB
 DB Kentrell Brice, Jr., Louisiana Tech
 DB Adairius Barnes, Jr., Louisiana Tech
 DB Wes Miller, Sr., UTEP
 DB Le'Vander Liggins, Sr., Louisiana Tech
 DB Emmanuel Johnson, Sr., Southern Miss
 DB Corey Tindal, So., Marshall
 DB Jimmy Jean, Sr., UAB

DB Devin Cockrell, So., UTEP
 DB Cre'von LeBlanc, Jr., Florida Atlantic
 DB Julius White, Sr., Rice
 DB Jacorius Cotton, Sr., Southern Miss
 DB Rolan Milligan, Jr., UAB
 DB Cam Thomas, Sr., WKU

SPECIAL TEAMS

K Trevor Moore, Fr., North Texas
 K Kyle Fischer, So., Louisiana Tech
 K Garrett Schwetman, Jr., WKU
 K Ty Long, Sr., UAB
 P Hunter Mullins, Sr., UAB
 P Kristian Stern, Sr., UTSA
 P Eric Keena, So., North Texas
 KR Richard Leonard, Jr., FIU
 KR Carlos Henderson, Fr., Louisiana Tech
 KR Reggie Whately, Sr., Middle Tennessee
 KR D'Joun Smith, Sr., Florida Atlantic
 PR Tommy Shuler, Sr., Marshall
 PR Antonio Vaughan, Sr., Old Dominion
 LS Rick Lovato, Sr., Old Dominion
 LS Dallas Noriega, Sr., UAB
 LS Nolan Dowling, So., WKU

2013

FIRST TEAM

OFFENSE

QB Shane Carden, Jr., East Carolina
 RB Charles Ross, Sr., Rice
 RB Trey Watts, Sr., Tulsa
 OL Stetson Burnett, Sr., Tulsa
 OL Chris Jasperse, Sr., Marshall
 OL Cyril Lemon, Jr., North Texas
 OL Nate Richards, Sr., Rice
 OL Will Simmons, Sr., East Carolina
 TE Gator Hoskins, Sr., Marshall
 WR Justin Hardy, Jr., East Carolina
 WR Ryan Grant, Sr., Tulane
 WR Tommy Shuler, Jr., Marshall

DEFENSE

DL Christian Covington, So., Rice
 DL Cory Henry, Sr., Florida Atlantic
 DL IK Enemkpali, Sr., Louisiana Tech
 DL James Rouse, Sr., Marshall
 DL Julius Warmley, Sr., Tulane
 LB T.T. Barber, So., Middle Tennessee
 LB Shawn Jackson, Sr., Tulsa
 LB Zach Orr, Sr., North Texas
 DB Lorenzo Doss, So., Tulane
 DB Phillip Gaines, Sr., Rice
 DB D'Joun Smith, Jr., Florida Atlantic
 DB Marcus Trice, Sr., North Texas

SPECIAL TEAMS

K Cairo Santos, Sr., Tulane
 P Hunter Mullins, Jr., UAB
 KR Brelan Chancellor, Sr., North Texas
 PR Brelan Chancellor, Sr., North Texas
 LS Trevor Gillette, Sr., Rice

SECOND TEAM

OFFENSE

QB Rakeem Cato, Jr., Marshall
 RB Vintavious Cooper, Jr., East Carolina
 RB Kenneth Dixon, So., Louisiana Tech
 OL Jordan Davis, Sr., East Carolina
 OL Garrett Scott, Sr., Marshall
 OL Clint Van Horn, So., Marshall
 OL Josh Walker, Sr., Middle Tennessee
 OL Mason Y'Barbo, Jr., North Texas
 OL Scott Inskeep, Jr., UTSA
 TE Turner Petersen, Sr., Rice
 WR Brelan Chancellor, Sr., North Texas
 WR Jamarcus Nelson, Jr., UAB
 WR Jordan Taylor, Jr., Rice

DEFENSE

DL Aaron Bellazin, Sr., North Texas
 DL Greg Hickman, Sr., FIU
 DL Lee Pegues, Sr., East Carolina
 DL Khyri Thornton, Sr., Southern Miss
 LB Jermaine Holmes, Jr., Marshall
 LB Derrell Johnson, Sr., East Carolina
 LB Andrae Kirk, Jr., Florida Atlantic
 LB Michael Kutzler, Sr., Rice
 DB Bryce Callahan, Jr., Rice
 DB Damon Magazu, Sr., East Carolina
 DB Michael Mudoh, So., Tulsa
 DB Triston Wade, Jr., UTSA

SPECIAL TEAMS

K Chris Boswell, Jr., Rice
 P Sean Kelly, So., Florida Atlantic
 KR Autrey Golden, So., UTEP
 PR Devon Smith, Sr., Marshall
 LS Josh Cuthbert, Sr., Louisiana Tech

HONORABLE MENTION

OFFENSE

QB Jaquez Johnson, So., Florida Atlantic
 QB Taylor McHargue, Sr., Rice
 QB Eric Soza, Sr., UTSA
 RB Brandin Byrd, Sr., North Texas
 RB Orleans Darkwa, Sr., Tulane
 RB Jordan Howard, Fr., UAB
 RB Darrin Reaves, Jr., UAB
 RB Essray Taliaferro, Sr., Marshall
 OL Mitchell Bell, Jr., Louisiana Tech
 OL Sean Donnelly, Jr., Tulane
 OL Adhem Elsawi, Sr., East Carolina
 OL Cody Harris, Jr., UTSA
 OL Kaycee Ike, Sr., UAB
 OL Mustafa Johnson, Sr., Florida Atlantic
 OL Braden Lyons, Jr., Florida Atlantic
 OL Zach Morgan, Sr., Tulane
 OL Andrew Reue, So., Rice
 OL Matt Shepperd, Sr., Louisiana Tech
 OL Darius Johnson, So., Middle Tennessee
 OL Caleb Williams, So., Rice
 TE Kennard Backman, Jr., UAB
 TE Nexon Dorvilus, Sr., Florida Atlantic
 TE Cole Hubble, Jr., UTSA
 TE Jonnu Smith, Fr., FIU
 TE Eric Tomlinson, Jr., UTEP
 TE Bryce Williams, So., East Carolina
 WR William Dukes, Jr., Florida Atlantic
 WR Tyre'oune Holmes, Fr., Southern Miss
 WR Kam Jones, Jr., UTSA
 WR Jordan Leslie, Jr., UTEP
 WR Daniel McKinney, Sr., Florida Atlantic
 WR Lance Ray, Sr., East Carolina
 WR Darnell Smith, Sr., North Texas
 WR Reese Wiggins, Sr., East Carolina

DEFENSE

DL Richard Abbe, Sr., North Texas
 DL Cody Bauer, Sr., Rice
 DL Alex Bazzie, Sr., Marshall
 DL Codie Brooks, Fr., UTSA
 DL Brandin Bryant, So., Florida Atlantic
 DL Chris Davenport, Sr., Tulane
 DL Justin Ellis, Sr., Louisiana Tech
 DL Isame Faciane, Sr., FIU
 DL Royce LaFrance, So., Tulane
 DL Ashaad Mabry, Jr., UTSA
 DL Ra'Shawde Myers, Jr., Marshall
 DL Chrishon Rose, Jr., East Carolina
 DL Robert Singletary, Jr., UTSA
 DL Terrell Stanley, So., East Carolina
 DL Jimmy Staten, Sr., Middle Tennessee
 DL Diaheem Watkins, Jr., UAB
 LB Derek Akunne, Jr., North Texas
 LB Zeek Bigger, So., East Carolina
 LB Daniel Cobb, Sr., Louisiana Tech
 LB Adarius Glanton, Sr., Florida Atlantic
 LB Steven Kurfehs, Sr., UTSA
 LB Evan McKelvey, Jr., Marshall
 LB Stephen Roberts, Sr., Middle Tennessee
 LB Kyle Tudor, Sr., East Carolina
 LB Gabe Woullard, Sr., East Carolina
 DB Adonis Armstrong, Sr., East Carolina
 DB Adairius Barnes, So., Louisiana Tech
 DB Jordan Batiste, So., Tulane
 DB Kenny Buyers, So., North Texas
 DB Kevin Byard, So., Middle Tennessee
 DB Jake Ganus, So., UAB
 DB Justin Halley, Jr., FIU
 DB Emmanuel Johnson, Jr., Southern Miss
 DB Nic Johnston, Jr., UTSA
 DB Lairamie Lee, Jr., North Texas
 DB Le'Vander Liggins, Jr., Louisiana Tech
 DB Monterius Lovett, Jr., Marshall
 DB Christian Milstead, Jr., Florida Atlantic
 DB Darion Monroe, So., Tulane
 DB Bennett Okotcha, So., UTSA
 DB Daryl Roberts, Jr., Marshall
 DB Damian Parms, Jr., Florida Atlantic
 DB Paul Porras, Sr., Rice
 DB Chip Thompson, Sr., East Carolina
 DB Corey Tindal, Fr., Marshall
 DB Xavier Woods, Fr., Louisiana Tech

SPECIAL TEAMS

K Kyle Fischer, Fr., Louisiana Tech

K Carl Salazar, Jr., Tulsa
 K Ty Long, Jr., UAB
 P Trent Tignor, Sr., East Carolina
 P Josh Davis, Sr., Middle Tennessee
 P Kristian Stern, Jr., UTSA
 KR Jamarcus Nelson, Jr., UAB
 PR Trey Watts, Sr., Tulsa
 LS Charlie Coggins, Jr., East Carolina

2012

FIRST TEAM

OFFENSE

QB Rakeem Cato, So., Marshall
 RB Zach Line, Sr., SMU
 RB Latavious Murray, Sr., UCF
 RB Darrin Reaves, So., UAB
 OL Jacobly Ashworth, Sr., Houston
 OL Brian DeShane, Sr., Tulsa
 OL Jared Grigg, Sr., Tulsa
 OL Chris Hubbard, Sr., UAB
 OL Jordan Rae, Sr., UCF
 TE Vance McDonald, Sr., Rice
 WR Ryan Grant, Jr., Tulane
 WR Justin Hardy, So., East Carolina
 WR Tommy Shuler, So., Marshall

DEFENSE

DL Jamie Collins, Sr., Southern Miss
 DL Troy Davis, Sr., UCF
 DL Cory Dorris, Sr., Tulsa
 DL Margus Hunt, Sr., SMU
 LB DeAndre Brown, Sr., Tulsa
 LB Ja'Gared Davis, Sr., SMU
 LB Phillip Steward, Sr., Houston
 DB Phillip Gaines, Jr., Rice
 DB D.J. Hayden, Sr., Houston
 DB Kemal Ishmael, Sr., UCF
 DB Dexter McCoil, Sr., Tulsa

SPECIAL TEAMS

K Cairo Santos, Jr., Tulane
 P Richie Leone, Jr., Houston
 KR Quincy McDuffie, Sr., UCF
 PR J.J. Worton, So., UCF
 LS Billy Johnson, Gr., Tulane

SECOND TEAM

OFFENSE

QB Blake Bortles, So., UCF
 RB Vintavious Cooper, Jr., East Carolina
 RB Charles Sims, Jr., Houston
 OL Bryan Collins, Sr., SMU
 OL Jordan Devey, Sr., Memphis
 OL Trent Duppy, Sr., Tulsa
 OL Will Simmons, Jr., East Carolina
 OL Torrian Wilson, So., UCF
 TE Gator Hoskins, Jr., Marshall
 WR Aaron Dobson, Sr., Marshall
 WR Keyarris Garrett, So., Tulsa
 WR Darius Johnson, Sr., SMU

DEFENSE

DL Michael Brooks, Sr., East Carolina
 DL Johnnie Farms, Jr., Memphis
 DL Martin Ifedi, So., Memphis
 DL Jared St. John, Sr., Tulsa
 LB Marvin Burdette, Sr., UAB
 LB Derrell Johnson, Jr., East Carolina
 LB Taylor Reed, Sr., SMU
 DB Kenneth Acker, Jr., SMU
 DB A.A. Bouye, Sr., UCF
 DB Dominick LeGrande, Gr., Marshall
 DB Marco Nelson, Jr., Tulsa

SPECIAL TEAMS

K Chris Boswell, Jr., Rice
 P Ian Campbell, Sr., UTEP
 KR Trey Watts, Jr., Tulsa
 PR Justin Hardy, So., East Carolina
 LS Brandon Hartson, Sr., Houston

HONORABLE MENTION

OFFENSE

QB Shane Carden, So., East Carolina
 QB Cody Green, Jr., Tulsa
 QB Ryan Griffin, Sr., Tulane
 QB Taylor McHargue, Jr., Rice
 RB Nathan Jeffery, So., UTEP
 RB Alex Singleton, Sr., Tulsa
 RB Trey Watts, Jr., Tulsa
 OL Eloy Atkinson, Sr., UTEP
 OL Drew Carroll, So., Rice



OL Adhem Elswawi, Jr., East Carolina
 OL Jordan Free, Sr., SMU
 OL Chris Jasperse, So., Marshall
 OL Jordan Jeffries, Jr., Marshall
 OL Eric Jones, Sr., Tulane
 OL Jordan McCray, Jr., UCF
 OL James Nelson, Sr., UTEP
 OL Austin Quattrochi, Sr., Southern Miss
 OL Bryce Redman, So., Houston
 OL Alex Schooler, Jr., Marshall
 OL Jason Weaver, Sr., Southern Miss
 OL Caleb Williams, Fr., Rice
 TE Kennard Backman, So., UAB
 TE Justin Tukes, So., UCF
 TE Craig Wenrick, Jr., UTEP
 TE Luke Willson, Sr., Rice
 WR Mike Edwards, Sr., UTEP
 WR Rannell Hall, So., UCF
 WR Jordan James, Jr., Tulsa
 WR Jeremy Johnson, Jr., SMU
 WR Sam McGuffie, Sr., Rice
 WR Marcus Rucker, Sr., Memphis
 WR Jackie Williams, Jr., UAB
 WR Antavious Wilson, Sr., Marshall

DEFENSE

DL Marcus Bagley, Jr., UTEP
 DL Alex Bazzie, Jr., Marshall
 DL Cody Bauer, Jr., Rice
 DL Christian Covington, Fr., Rice
 DL Austen Jacks, Sr., Tulane
 DL Derrick Jackson, Sr., Tulsa
 DL Horace Miller, Jr., UTEP
 DL Lee Pegues, Jr., East Carolina
 DL Torlan Pittman, Sr., SMU
 DL Terry Redden, So., Memphis
 DL Hosam Shahin, Jr., Rice
 DL Brandon Sparrow, Jr., Marshall
 DL Rakeem Nunez-Roches, So., Southern Miss
 DL Julius Warmesley, Jr., Tulane
 DL Greg Watkins, Sr., UTEP
 LB Anthony Brown, Jr., Memphis
 LB Jeremy Grove, So., East Carolina
 LB Shawn Jackson, Jr., Tulsa
 LB Tank Jakes, So., Memphis
 LB Derrick Mathews, So., Houston
 LB Cameron Nwosu, Jr., Rice
 LB Josh Fely, Sr., UTEP
 DB Lonnie Ballentine, Jr., Memphis
 DB Jordan Batiste, Fr., Tulane
 DB Lorenzo Doss, Fr., Tulane
 DB DeShawn Grayson, Sr., UTEP
 DB Calvin Jones, Jr., UAB
 DB Damon Magazu, Jr., East Carolina
 DB Zach McMillian, Jr., Houston
 DB Okechukwu Okoroa, Gr., Marshall
 DB Paul Porras, Jr., Rice
 DB Lowell Rose, Sr., Tulsa
 DB Deron Wilson, Sr., Southern Miss
 DB Darren Woodard, Sr., UTEP

SPECIAL TEAMS

K Matt Hogan, Jr., Houston
 K Justin Haig, So., Marshall
 K Warren Harvey, So., East Carolina
 K Matt Hogan, Sr., Houston
 K Ty Long, So., UAB
 P Tom Hornsey, Jr., Memphis
 P Mike Loftus, So., SMU
 P Hunter Mullins, So., UAB
 P Trent Tignor, Jr., East Carolina
 KR Autrey Golden, Fr., UTEP
 KR Bobby McCain, So., Memphis
 PR Mike Edwards, Sr., UTEP
 LS Nick Dooley, Fr., UTEP
 LS Trevor Gillette, Jr., Rice
 LS Taylor Klein, Sr., UAB

2011

FIRST TEAM

OFFENSE

QB Case Keenum, Sr., Houston
 RB Zach Line, Jr., SMU
 RB Charles Sims, So., Houston
 OL Clint Anderson, Sr., Tulsa
 OL Kelvin Beachum, Sr., SMU
 OL Lamar Holmes, Sr., Southern Miss
 OL Matt McCants, Sr., UAB
 OL Chris Thompson, Sr., Houston
 TE Justin Johnson, Sr., Houston
 WR Cole Beasley, Sr., SMU
 WR Patrick Edwards, Sr., Houston
 WR Darius Johnson, Jr., SMU

DEFENSE

DL Vinny Curry, Sr., Marshall
 DL Tyrunn Walker, Sr., Tulsa
 DL Cordarro Law, Sr., Southern Miss
 DL Taylor Thompson, Sr., SMU
 LB Curnelius Arnick, Sr., Tulsa
 LB Sammy Brown, Sr., Houston
 LB Trent Mackey, Jr., Tulane
 DB Omar Brown, Sr., Marshall
 DB Richard Crawford, Sr., SMU
 DB Marquese Wheaton, Sr., Southern Miss
 DB Josh Robinson, Jr., UCF

SPECIAL TEAMS

K Kevin Fitzpatrick, Sr., Tulsa
 P Kyle Martens, Sr., Rice
 KR Rannell Hall, Fr., UCF
 PR Tracey Lampley, Sr., Southern Miss
 LS Matt Camilli, Sr., UTEP

SECOND TEAM

OFFENSE

QB Austin Davis, Jr., Southern Miss
 QB G.J. Kinne, Sr., Tulsa
 RB Orleans Darkwa, So., Tulane
 RB Ja'Terian Douglas, So., Tulsa
 OL Jacoby Ashworth, Jr., Houston
 OL Joe Duhon, Jr., Southern Miss
 OL Ron Leary, Sr., Memphis
 OL Nick Pieschel, Sr., UCF
 OL Jason Weaver, Sr., Southern Miss
 TE Clay Sears, Sr., Tulsa
 WR Tyron Carrier, Sr., Houston
 WR Willie Carter, Jr., Tulsa
 WR Lance Lewis, Sr., East Carolina

DEFENSE

DL Marquis Frazier, Sr., SMU
 DL Dezman Moses, Sr., Tulane
 DL Dontari Poe, Jr., Memphis
 DL Scott Solomon, Sr., Rice
 LB Ja'Gared Davis, Sr., SMU
 LB Marcus McGraw, Sr., Houston
 LB Taylor Reed, Jr., SMU
 DB Jamie Bender, Sr., UAB
 DB Emanuel Davis, Jr., East Carolina
 DB D.J. Hayden, Jr., Houston
 DB Dexter McCoil, Jr., Tulsa

SPECIAL TEAMS

K Danny Hrapmann, Sr., Southern Miss
 P Ian Campbell, Jr., UTEP
 KR Tyron Carrier, Sr., Houston
 PR Patrick Edwards, Sr., Houston
 LS Charley Hughlett, Sr., UCF

HONORABLE MENTION

OFFENSE

RB Michael Hayes, Sr., Houston
 RB Tyler Smith, Sr., Rice
 RB Trey Watts, So., Tulsa
 RB Joe Banyard, Sr., UTEP
 OL Kevin Forsch, So., Houston
 OL Ryan Tillman, Sr., Marshall
 OL Bryce Tension, Sr., SMU
 OL Kelly Turner, Sr., SMU
 OL Harris Howard, Sr., Tulane
 OL Tyler Holmes, Sr., Tulsa
 OL Chris Hubbard, Jr., UAB
 OL Theo Goins, Jr., UCF
 OL Jordan Rae, Jr., UCF
 OL Nathan McCage, Sr., UTEP
 OL Eloy Atkinson, Jr., UTEP
 TE Luke Willson, Jr., Rice
 TE Adam Nissley, Sr., UCF
 WR Aaron Dobson, Jr., Marshall
 WR Tanner Rehrer, Sr., Memphis
 WR Ryan Balentine, Sr., Southern Miss
 WR Kelvin Bolden, Sr., Southern Miss
 WR Tracy Lampley, Sr., Southern Miss
 WR Jackie Williams, So., UAB

DEFENSE

DL Frank Trotter, Sr., Memphis
 DL Torian Pittman, Jr., SMU
 DL Margus Hunt, Jr., SMU
 DL Cory Dorris, Jr., Tulsa
 DL Elliott Henigan, Sr., UAB
 DL Victor Gray, So., UCF
 DL Bernard Obi, Sr., UTEP
 LB Jeremy Grove, Fr., East Carolina
 LB Cameron Nwosu, So., Rice
 LB Jamie Collins, Jr., Southern Miss
 LB Ronnie Thornton, Sr., Southern Miss

LB Shawn Jackson, So., Tulsa
 LB Isaiah Carter, Sr., UTEP
 DB Paul Porras, So., Rice
 DB Bryce Callahan, Fr., Rice
 DB Chris Banjo, Sr., SMU
 DB Kendrick Presley, Sr., Southern Miss
 DB Ryan Travis, Jr., Tulane
 DB Milton Howell, Sr., Tulsa
 DB Marco Nelson, So., Tulsa
 DB Kemal Ishmael, Jr., UCF
 DB Antwon Blake, Sr., UTEP

SPECIAL TEAMS

K Matt Hogan, Jr., Houston
 K Chris Boswell, So., Rice
 K Ty Long, Fr., UAB
 P Richie Leone, So., Houston
 P Tom Hornsey, So., Memphis
 PR Vernon Frazier, Sr., UTEP
 PR Richard Crawford, Sr., SMU

2010

FIRST TEAM

OFFENSE

QB G.J. Kinne, Jr., Tulsa
 RB Bryce Beall, Jr., Houston
 RB Zach Line, So., SMU
 OL Kelvin Beachum, Jr., SMU
 OL Matt McCants, Jr., UAB
 OL Jah Reid, Sr., UCF
 OL Willie Smith, Sr., East Carolina
 OL Chris Thompson, Jr., Houston
 OL Cameron Zipp, Sr., Southern Miss
 TE Johndrick Morris, Sr., Southern Miss
 WR Dwayne Harris, Sr., East Carolina
 WR Patrick Edwards, Jr., Houston
 WR Aldrick Robinson, Sr., SMU

DEFENSE

DL Vinny Curry, Jr., Marshall
 DL Bruce Miller, Sr., UCF
 DL Cheta Ozougwu, Sr., Rice
 DL Taylor Thompson, Jr., SMU
 LB Ja'Gared Davis, So., SMU
 LB Mario Harvey, Sr., Marshall
 LB Jamon Hughes, Sr., Memphis
 DB Philip Davis, Sr., Tulane
 DB Kemal Ishmael, So., UCF
 DB Marco Nelson, Fr., Tulsa
 DB Josh Robinson, So., UCF

SPECIAL TEAMS

K Danny Hrapmann, Jr., Southern Miss
 P Kyle Martens, Jr., Rice
 KR Quincy McDuffie, So., UCF
 PR Dwayne Harris, Sr., East Carolina
 PR Damaris Johnson, Jr., Tulsa
 LS Brandon Long, Sr., Rice

SECOND TEAM

OFFENSE

QB Austin Davis, Jr., Southern Miss
 RB Orleans Darkwa, Fr., Tulane
 RB Ronnie Weaver, Jr., UCF
 OL Clint Anderson, Jr., Tulsa
 OL Rod Huntley, Sr., UTEP
 OL Dominik Riley, Sr., Memphis
 OL Chad Schofield, Sr., Marshall
 OL Isaiah Thompson, Sr., Houston
 TE Lee Smith, Sr., Marshall
 WR Cole Beasley, Jr., SMU
 WR Lance Lewis, Jr., East Carolina
 WR Damaris Johnson, Jr., Tulsa

DEFENSE

DL Anthony Gray, Sr., Southern Miss
 DL Elliott Henigan, Jr., UAB
 DL Cordarro Law, Jr., Southern Miss
 DL Darius Nall, Jr., UCF
 DL Trent Mackey, So., Tulane
 LB Marcus McGraw, Jr., Houston
 LB Youri Yenga, Sr., SMU
 DB Travis Bradshaw, Jr., Rice
 DB Emanuel Davis, Jr., East Carolina
 DB Chris Banjo, Jr., SMU
 DB Justin Wilson, Sr., Southern Miss
 DB Travaun Nixon, Jr., UTEP

SPECIAL TEAMS

K Michael Barbour, Jr., East Carolina
 P Michael Such, Sr., Tulsa
 KR Damaris Johnson, Jr., Tulsa
 PR Patrick Edwards, Jr., Houston
 LS Charley Hughlett, Jr., UCF

HONORABLE MENTION

OFFENSE

QB Dominique Davis, Jr., East Carolina
 QB Kyle Padron, So., SMU
 QB Bryan Ellis, Jr., UAB
 QB Trevor Vittatoe, Sr., UTEP
 RB Jonathan Williams, Sr., East Carolina
 RB Sam McGuffie, So., Rice
 RB Kendrick Hardy, Fr., Southern Miss
 RB Charles Clay, Sr., Tulsa
 RB Pat Shed, Jr., UAB
 RB Joe Banyard, Jr., UTEP
 OL Jake Hicks, Jr., Rice
 OL J.T. Brooks, Jr., SMU
 OL Blake McJunkin, Jr., SMU
 OL Joe Duhon, So., Southern Miss
 OL Lamar Holmes, Jr., Southern Miss
 OL Pete Hendrickson, Sr., Tulane
 OL Andrew Nierman, Sr., Tulane
 OL Tyler Holmes, Jr., Tulsa
 OL Nick Pieschel, Jr., UCF
 OL Anthony McNac, Sr., UTEP
 OL Alex Slot, Sr., UTEP
 TE Cody Sparks, Sr., Tulane
 TE Charles Clay, Sr., Tulsa
 TE Jeffery Anderson, Sr., UAB
 TE Adam Nissley, Jr., UCF
 WR James Cleveland, Sr., Houston
 WR Aaron Dobson, So., Marshall
 WR Marcus Rucker, So., Memphis
 WR Vance McDonald, So., Rice
 WR Kelvin Bolden, Jr., Southern Miss
 WR Casey Robottom, Sr., Tulane
 WR Mike Jones, Sr., UAB
 WR Brian Watters, Sr., UCF
 WR Kris Adams, Sr., UTEP

DEFENSE

DL Josh Smith, Sr., East Carolina
 DL Dontari Poe, So., Memphis
 DL Frank Trotter, Jr., Memphis
 DL John Giotfrr, Jr., Rice
 DL Margus Hunt, So., SMU
 DL John Henderson, Sr., Southern Miss
 DL Justin Adams, Sr., Tulane
 DL Dezman Moses, Jr., Tulane
 DL Cory Dorris, So., Tulsa
 DL Odrick Ray, Sr., Tulsa
 DL Tyrunn Walker, Jr., Tulsa
 DL Bryant Turner, Sr., UAB
 DL David Williams, Sr., UCF
 DL Robert Soleyjacks, Sr., UTEP
 LB Dustin Lineback, Sr., East Carolina
 LB Sammy Brown, Jr., Houston
 LB Pete Fleps, Sr., SMU
 LB Taylor Reed, So., SMU
 LB Jamie Collins, So., Southern Miss
 LB Corey Williams, Jr., Southern Miss
 LB Tanner Antle, Sr., Tulsa
 LB Curnelius Arnick, Jr., Tulsa
 LB Shawn Jackson, Fr., Tulsa
 LB Marvin Burdette, So., UAB
 LB Derrick Hallman, Sr., UCF
 LB Isaiah Carter, Jr., UTEP
 DB Donald Brown, So., Marshall
 DB Omar Brown, Jr., Marshall
 DB Richard Crawford, Jr., SMU
 DB Chico Hunter, Sr., Southern Miss
 DB Alex Wacha, Sr., Tulane
 DB John Flanders, Jr., Tulsa
 DB Dexter McCoil, So., Tulsa
 DB T.J. Ballou, Jr., UAB
 DB Jamie Bender, Jr., UAB
 DB Deshawn Grayson, So., UTEP
 DB Wiston Jeune, Sr., UTEP

SPECIAL TEAMS

K Paulo Henriques, So., Memphis
 K Cairo Santos, Fr., Tulane
 P Tom Hornsey, Fr., Memphis
 P Ian Campbell, So., UTEP
 KR Marlon McClure, So., UTEP
 PR Josh Robinson, So., UCF
 PR Marlon McClure, So., UTEP
 LS Keenan Bratcher, Sr., Memphis
 LS Creighton Nelms, Jr., Southern Miss
 LS Jonathan Edwards, So., Tulane
 LS Taylor Klein, So., UAB
 LS Matt Camilli, Jr., UTEP

2009

FIRST TEAM

OFFENSE

QB Case Keenum, Jr., Houston
 RB Curtis Steele, Sr., Memphis
 RB Donald Buckram, Jr., UTEP
 OL Sean Allen, Sr., East Carolina
 OL Ryan Hebert, Sr., Southern Miss
 OL Jake Seitz, Sr., UAB
 OL Jah Reid, Jr., UCF
 OL Mike Aguayo, Jr., UTEP
 TE Cody Slate, Sr., Marshall
 WR Dwayne Harris, Jr., East Carolina
 WR James Cleveland, Jr., Houston
 WR Emmanuel Sanders, Sr., SMU

DEFENSE

DL Linval Joseph, Jr., East Carolina
 DL C.J. Wilson, Sr., East Carolina
 DL Jarvis Geathers, Sr., UCF
 DL Bruce Miller, Jr., UCF
 LB Mario Harvey, Sr., Marshall
 LB Chase Kenemer, Sr., SMU
 LB Cory Hogue, Sr., UCF
 DB Emmanuel Davis, So., East Carolina
 DB Van Eskridge, Sr., East Carolina
 DB Eddie Hicks, Sr., Southern Miss
 DB Da'Mon Cromartie-Smith, Sr., UTEP

SPECIAL TEAMS

K Craig Ratanamorn, Sr., Marshall
 P Matt Dodge, Sr., East Carolina
 KR Tyron Carrier, So., Houston
 PR Emmanuel Sanders, Sr., SMU
 LS Sean McClellan, Sr., Marshall

SECOND TEAM

OFFENSE

QB Joe Webb, Sr., UAB
 RB Darius Marshall, Jr., Marshall
 RB Damion Fletcher, Sr., Southern Miss
 OL Terence Campbell, Sr., East Carolina
 OL Jarve Dean, Jr., Houston
 OL Daniel Baldrige, Sr., Marshall
 OL Scott Mitchell, Jr., Rice
 OL Kelvin Beachum, So., SMU
 TE Leroy Banks, Sr., Southern Miss
 WR Patrick Edwards, So., Houston
 WR Duke Calhoun, Sr., Memphis
 WR DeAndre Brown, So., Southern Miss
 WR Damaris Johnson, So., Tulsa

DEFENSE

DL Tyrell Graham, Sr., Houston
 DL Albert McClellan, Sr., Marshall
 DL Scott Solomon, Jr., Rice
 DL Torell Troup, Sr., UCF
 LB Nick Johnson, Sr., East Carolina
 LB Marcus McGraw, So., Houston
 LB Corey Williams, So., Southern Miss
 DB Brandon Brinkley, Sr., Houston
 DB James Lockett, Sr., Tulsa
 DB Hiram Atwater, Jr., UAB
 DB Josh Robinson, Fr., UCF

SPECIAL TEAMS

K Ben Hartman, Sr., East Carolina
 P Matt Reagan, Sr., Memphis
 KR Dwayne Harris, Jr., East Carolina
 PR Damaris Johnson, So., Tulsa
 LS Cody Tawater, Sr., Southern Miss

HONORABLE MENTION

OFFENSE

QB Brett Hodges, Sr., UCF
 QB Trevor Vittatoe, Jr., UTEP
 RB Dominique Lindsay, Sr., ECU
 RB Shawnbrey McNeal, Jr., SMU
 RB Andre Anderson, Sr., Tulane
 RB Charles Clay, Jr., Tulsa
 RB Brynn Harvey, So., UCF
 OL D.J. Scott, Jr., ECU
 OL Willie Smith, Jr., ECU
 OL Carl Barnett, Sr., Houston
 OL Chris Thompson, So., Houston
 OL Chad Schofield, Jr., Marshall
 OL Dominik Riley, Jr., Memphis
 OL Davon Allen, So., Rice
 OL Jake Hicks, So., Rice
 OL J.T. Brooks, So., SMU
 OL Josh LeRibeus, So., SMU
 OL Kyle Burkhart, Sr., Southern Miss
 OL Cameron Zipp, Jr., Southern Miss
 OL Nick Landry, Sr., Tulane

OL Andrew Nierman, Jr., Tulane
 OL Matt McCants, So., UAB
 OL Tanner Cullumber, Jr., UTEP
 OL Rod Huntley, Jr., UTEP
 OL Alex Solot, Jr., UTEP
 OL Cameron Rashcke, Sr., UTEP
 TE Lee Smith, Fr., Marshall
 TE Charles Clay, Jr., Tulsa
 TE Jeffrey Anderson, Jr., UAB
 WR Tyron Carrier, So., Houston
 WR Carlos Singleton, Sr., Memphis
 WR Gerald Baptiste, Sr., Southern Miss
 WR Jeremy Williams, Sr., Tulane
 WR Jeff Moturi, Sr., UTEP

DEFENSE

DL Scotty Robinson, Sr., East Carolina
 DL Jay Ross, Sr., East Carolina
 DL Vinny Curry, Jr., Marshall
 DL Michael Janac, Jr., Marshall
 DL Cheta Ozougwu, Jr., Rice
 DL Marquis Frazier, Jr., SMU
 DL Margus Hunt, Fr., SMU
 DL Taylor Thompson, So., SMU
 DL Terrance Conner, Sr., Southern Miss
 DL Anthony Gray, Jr., Southern Miss
 DL Cordarro Law, So., Southern Miss
 DL Adam Kwentua, Jr., Tulane
 DL Cory Dorris, Fr., Tulsa
 DL Wilson Garrison, Sr., Tulsa
 DL Bryant Turner, Jr., UAB
 DL Steve Riddick, Sr., UTEP
 DL Aaron King, Sr., UTEP
 DL Robert Soleyjacks, Jr., UTEP
 LB Jeremy Chambliss, Sr., East Carolina
 LB Youri Yenga, Jr., SMU
 LB Pete Fleps, Jr., SMU
 LB Ronnie Thornton, So., Southern Miss
 LB Travis Burks, Sr., Tulane
 LB Mike Bryan, Sr., Tulsa
 LB Derrick Hallman, Jr., UCF
 LB Lawrence Young, Jr., UCF
 DB Levin Neal, Sr., East Carolina
 DB Travis Simmons, Jr., East Carolina
 DB DeQuan Bembry, So., Marshall
 DB Ashton Hall, Sr., Marshall
 DB Travis Bradshaw, So., Rice
 DB Andrew Sendejo, Sr., Rice
 DB Rock Dennis, Sr., SMU
 DB Bryan McCann, Sr., SMU
 DB C.J. Bailey, Jr., Southern Miss
 DB Chinonso Echebelm, Sr., Tulane
 DB Cornelius Brown, Sr., UTEP
 DB Braxton Amy, Jr., UTEP
 DB Clarence Ward, Sr., UTEP

SPECIAL TEAMS

K Matt Reagan, Sr., Memphis
 K Matt Syzmanski, Jr., SMU
 K Kevin Fitzpatrick, So., Tulsa
 P Michael Such, Jr., Tulsa
 P Greg Hiett, Sr., UTEP
 KR Bryce McCann, Sr., SMU
 KR Freddie Parham, Sr., Southern Miss
 KR Damaris Johnson, So., Tulsa
 PR Tracy Lampley, Fr., Southern Miss
 PR Jeff Moturi, Sr., UTEP
 LS William Smith, So., East Carolina
 LS Keenan Bratcher, Jr., Memphis
 LS Charley Hughlett, So., UCF

2008

FIRST TEAM

OFFENSE

QB Chase Clement, Sr., Rice
 RB Damion Fletcher, Jr., Southern Miss
 RB Tarrion Adams, Sr., Tulsa
 OL Sebastian Vollmer, Sr., Houston
 OL Brandon Pearce, Sr., Memphis
 OL Troy Kropog, Sr., Tulane
 OL Justin Morsey, Sr., Tulsa
 OL Robby Felix, Jr., UTEP
 TE James Casey, So., Rice
 WR Jarett Dillard, Sr., Rice
 WR DeAndre Brown, Fr., Southern Miss
 WR Brennan Marion, Sr., Tulsa

DEFENSE

DL Phillip Hunt, Sr., Houston
 DL C.J. Wilson, Jr., East Carolina
 DL Albert McClellan, Jr., Marshall
 DL Clinton McDonald, Sr., Memphis
 LB Gerald McRath, Jr., Southern Miss
 LB Joe Henderson, Sr., UAB

LB Adam Vincent, Sr., UTEP
 DB Van Eskridge, Jr., East Carolina
 DB Kevin Sanders, Sr., UAB
 DB Sha'reff Rashad, Sr., UCF
 DB Joe Burnett, Sr., UCF

SPECIAL TEAMS

PK Jose Martinez, Jr., UTEP
 P Swayze Waters, Sr., UAB
 KR Joe Burnett, Sr., UCF
 PR Joe Burnett, Sr., UCF
 LS Craig Gelhardt, Sr., Tulane

SECOND TEAM

OFFENSE

QB Case Keenum, So., Houston
 RB Darius Marshall, So., Marshall
 RB Curtis Steele, Jr., Memphis
 OL Sean Allen, Jr., East Carolina
 OL Brian Leggett, Sr., Marshall
 OL David Berken, Sr., Rice
 OL Pat Brown, Sr., UCF
 OL Ryan McKee, Sr., Southern Miss
 TE Mark Hafner, Sr., Houston
 WR Tyron Carrier, Fr., Houston
 WR Darius Passmore, Sr., Marshall
 WR Emmanuel Sanders, Jr., SMU

DEFENSE

DL Anthony Gray, So., Southern Miss
 DL Moton Hopkins, Sr., Tulsa
 DL Bruce Miller, So., UCF
 DL Torell Troup, Jr., UCF
 LB Pierre Bell, Sr., East Carolina
 LB Maurice Kitchens, Sr., Marshall
 LB Brian Raines, Sr., Rice
 DB Kenneth Fontenette, Sr., Houston
 DB C.J. Spillman, Sr., Marshall
 DB James Lockett, Jr., Tulsa
 DB Eddie Hicks, Jr., Southern Miss

SPECIAL TEAMS

PK Swayze Waters, Jr., UAB
 P Ross Thevenot, Jr., Tulane
 KR Damaris Johnson, Fr., Tulsa
 PR Josh Ferguson, Sr., UTEP
 LS Jeff Hamby, Sr., UAB

HONORABLE MENTION

OFFENSE

QB David Johnson, Sr., Tulsa
 QB Trevor Vittatoe, So., UTEP
 RB Bryce Beall, Fr., Houston
 RB Andre Anderson, Jr., Tulane
 OL Michael Bloesch, Sr., Houston
 OL Philip Beliles, Sr., Memphis
 OL Ryan Hebert, Jr., Southern Miss
 OL Michael Perenton, Sr., Tulane
 OL Rodrick Thomas, Sr., Tulsa
 OL Terence Edge, So., UAB
 OL Jake Seitz, So., UAB
 OL Mike Aguayo, So., UTEP
 OL Cameron Raschke, Jr., UTEP
 TE Davon Drew, Sr., East Carolina
 TE Cody Slate, Jr., Marshall
 TE Shawn Nelson, Sr., Southern Miss
 WR Maurice Jones, Sr., Memphis
 WR Carlos Singleton, Jr., Memphis
 WR Aldrick Robinson, So., SMU
 WR Damaris Johnson, Fr., Tulsa
 WR Frantrell Forrest, So., UAB
 WR Kris Adams, So., UTEP
 WR Jeff Moturi, Jr., UTEP

DEFENSE

DL Linval Joseph, So., East Carolina
 DL Jay Ross, Jr., East Carolina
 DL Zack Slate, Sr., East Carolina
 DL Michael Janac, So., Marshall
 DL Scott Solomon, So., Rice
 DL Chance Talbert, Jr., Rice
 DL Reggie Scott, Sr., Tulane
 DL Wilson Garrison, Jr., Tulsa
 DL Bryant Turner, So., UAB
 DL James Olalekan, Sr., UTEP
 LB Nick Johnson, Sr., East Carolina
 LB Cody Lubojasky, Sr., Houston
 LB Mario Harvey, Jr., Marshall
 LB Greg Jackson, Jr., Memphis
 LB Tukumbo Abanikanda, Sr., Southern Miss
 LB Mike Bryan, Jr., Tulsa
 LB Derrick Hallman, So., UCF
 LB Lawrence Young, So., UCF
 LB Adam Vincent, Jr., UTEP

DB D.A. Griffin, Jr., Memphis
 DB Alton Starr, Jr., Memphis
 DB Andrew Sendejo, Jr., Rice
 DB Roy Roberts, Sr., Tulsa
 DB Kenny Sims, Jr., Tulsa
 DB Johnell Neal, Sr., UCF
 DB Jason Venson, Sr., UCF
 DB Cornelius Brown, Jr., UTEP
 DB Da'Mon Cromartie-Smith, Jr., UTEP
 DB Josh Ferguson, Sr., UTEP

SPECIAL TEAMS

K Jarod Tracy, Sr., Tulsa
 P Chase Turner, Sr., Houston
 P Brent Sutherland, Sr., Memphis
 P Thomas Morstead, Sr., SMU
 P Michael Such, So., Tulsa
 KR Kyle Peterson, So., UTEP
 KR Darius Marshall, So., Marshall
 KR Frantrell Forrest, So., UAB
 KR Josh Ferguson, Sr., UTEP
 PR Andre Watson, Fr., Southern Miss
 LS Wilson Rayntor, Jr., East Carolina
 LS Keenan Bratcher, So., Memphis
 LS Brandon Long, So., Rice
 LS Cody Tawater, Jr., Southern Miss
 LS John Warren, Sr., Tulsa
 LS Jamar Hunt, Sr., UTEP

2007

FIRST TEAM

OFFENSE

QB Paul Smith, Sr., Tulsa
 RB Matt Forte, Sr., Tulane
 RB Kevin Smith, Jr., UCF
 OL Jeff Akeroyd, Sr., Houston
 OL Chris Clark, Sr., Southern Miss
 OL Oniel Cousins, Sr., UTEP
 OL Doug Legursky, Sr., Marshall
 OL Andy Smith, Sr., Memphis
 TE Shawn Nelson, Jr., Southern Miss
 WR Donnie Avery, Sr., Houston
 WR Jarett Dillard, Jr., Rice
 WR Jeff Moturi, So., UTEP

DEFENSE

DL Matthew Chatelain, Sr., Southern Miss
 DL Leger Douzable, Sr., UCF
 DL Phillip Hunt, Jr., Houston
 DL Martavius Prince, Sr., Southern Miss
 LB Chris Chamberlain, Sr., Tulsa
 LB Nelson Coleman, Sr., Tulsa
 LB Gerald McRath, So., Southern Miss
 DB Joe Burnett, Jr., UCF
 DB Quintin Demps, Sr., UTEP
 DB Will Dunbar, Sr., UAB
 DB Brandon Sumrall, Sr., Southern Miss

SPECIAL TEAMS

PK Jose Martinez, Jr., UTEP
 P Thomas Morstead, Jr., SMU
 KR Chris Johnson, Sr., East Carolina
 PR Joe Burnett, Jr., UCF
 LS Michael Buscemi, Sr., UCF

SECOND TEAM

OFFENSE

QB Chase Clement, Jr., Rice
 RB Chris Johnson, Sr., East Carolina
 RB Anthony Alridge, Sr., Houston
 RB Damion Fletcher, So., Southern Miss
 OL Josh Coffman, Sr., East Carolina
 OL Nick Dean, Sr., Southern Miss
 OL Robby Heos, Sr., Rice
 OL Ryan McKee, Jr., Southern Miss
 OL Josh Sitton, Sr., UCF
 OL Kyle Smith, Sr., UCF
 TE Cody Slate, So., Marshall
 WR Duke Calhoun, So., Memphis
 WR Trae Johnson, Fr., Tulsa
 WR Brennan Marion, Jr., Tulsa

DEFENSE

DL Moton Hopkins, Jr., Tulsa
 DL Keith Shologan, Sr., UCF
 DL Zack Slate, Jr., East Carolina
 DL C.J. Wilson, So., East Carolina
 LB Jeremy Jones, Sr., UTEP
 LB Jake Kasser, Sr., Memphis
 LB Brian Raines, Jr., Rice
 DB Kenneth Fontenette, Jr., Houston
 DB Sha'Reff Rashad, Sr., UCF
 DB Van Eskridge, So., East Carolina
 DB C.J. Spillman, Jr., Marshall

SPECIAL TEAMS

PK Swayze Waters, Jr., UAB
 P Britt Barefoot, So., Southern Miss
 KR Donnie Avery, Sr., Houston
 PR Quintin Demps, Sr., UTEP
 LS Norby Juist, Jr., Houston

HONORABLE MENTION**OFFENSE**

QB Case Keenum, Fr., Houston
 QB Bernard Morris, Sr., Marshall
 QB Martin Hankins, Sr., Memphis
 QB Justin Willis, So., SMU
 QB Jeremy Young, Sr., Southern Miss
 QB Trevor Vittatoo, Fr., UTEP
 RB Jay Sonnhalter, Sr., East Carolina
 RB Tarrion Adams, Jr., Tulsa
 RB Charles Clay, Fr., Tulsa
 RB Marcus Thomas, Sr., UTEP
 OL Matt Butler, So., East Carolina
 OL Doug Palmer, So., East Carolina
 OL Carl Barnett, So., Houston
 OL Michael Bloesch, Jr., Houston
 OL Dustin Dickinson, Sr., Houston
 OL Sebastian Vollmer, Jr., Houston
 OL Brandon Pearce, Jr., Memphis
 OL David Berken, Jr., Rice
 OL Caleb Peveto, Sr., SMU
 OL Calvin Wilson, Jr., Southern Miss
 OL Aryan Barto, Sr., Tulane
 OL Troy Kropog, Jr., Tulane
 OL Michael Parenton, Jr., Tulane
 OL Justin Morsey, Jr., Tulsa
 OL Rodrick Thomas, Jr., Tulsa
 OL Jake Seitz, So., UAB
 OL Adam Truitt, Sr., UAB
 OL Pat Brown, Jr., UCF
 OL Mike Aguayo, So., UTEP
 OL Robby Felix, Jr., UTEP
 TE Davon Drew, Jr., East Carolina
 TE Mark Hafner, Jr., Houston
 TE Brett Russell, Jr., Memphis
 TE David Sigler, Sr., UAB
 TE Michael Merritt, Sr., UCF
 TE Jake Sears, Sr., UTEP
 WR Jamar Bryant, So., East Carolina
 WR Jeron Harvey, Sr., Houston
 WR Maurice Jones, Jr., Memphis
 WR Carlos Singleton, So., Memphis
 WR Earnest Williams, Jr., Memphis
 WR James Casey, Fr., Rice
 WR Emmanuel Sanders, So., SMU
 WR Zack Sledge, Sr., SMU
 WR Torris Magee, Fr., Southern Miss
 WR Frantrell Forrest, Fr., UAB
 WR Joseph Webb, So., UAB
 WR Lorne Sam, Sr., UTEP
 WR Joe West, Sr., UTEP

DEFENSE

DL Khalif Mitchell, Jr., East Carolina
 DL Jay Ross, So., East Carolina
 DL Ell Ash, Jr., Houston
 DL Byron Tinker, Sr., Marshall
 DL Clinton McDonald, Jr., Memphis
 DL Robert Henderson, Sr., Southern Miss
 DL Antonio Harris, Sr., Tulane
 DL Reggie Scott, Jr., Tulane
 DL Avery Williams, Sr., Tulane
 DL Brandon Jones, Sr., Tulsa
 DL Bruce Miller, So., UCF
 LB Pierre Bell, Jr., East Carolina
 LB Fred Wilson, Sr., East Carolina
 LB Trent Allen, Sr., Houston
 LB Brendan Pahulu, Sr., Houston
 LB Byron Kitchens, Jr., Marshall
 LB Evan Lee, Jr., Tulane
 LB Alain Karatepeyan, Sr., Tulsa
 LB Joe Henderson, Jr., UAB
 LB Adam Vincent, Jr., UTEP
 DB Travis Williams, Sr., East Carolina
 DB Rocky Schwartz, Sr., Houston
 DB LaKeitharun Ford, Sr., Memphis
 DB Gary Anderson, Sr., Rice
 DB Brandon King, Jr., Rice
 DB Andrew Sendejo, So., Rice
 DB David Skehan, Sr., Tulane
 DB Steve Craver, Sr., Tulsa
 DB Charles Davis, So., Tulsa
 DB Anthony Germany, Sr., Tulsa
 DB Roy Roberts, Jr., Tulsa
 DB Kevin Sanders, Jr., UAB
 DB Jason Venson, Sr., UCF
 DB Braxton Amy, So., UTEP

DB Cornelius Brown, So., UTEP
 DB Da'Mon Cromartie-Smith, So., UTEP

SPECIAL TEAMS

PK T.J. Lawrence, Sr., Houston
 PK Justin Estes, Fr., Southern Miss
 PK Michael Torres, Sr., UCF
 P Chase Turner, Jr., Houston
 P Swayze Waters, Jr., UAB
 KR Michael Grandberry, Jr., Memphis
 KR Jessie Henderson, Jr., SMU
 KR Ade Tuyo, Sr., Tulane
 KR Roy Roberts, Jr., Tulsa
 KR Curtis Francis, Sr., UCF
 KR Fred Rouse, So., UTEP
 PR Emmanuel Spann, Jr., Marshall
 PR Earnest Williams, Jr., Memphis
 LS Wilson Raynor, Jr., East Carolina
 LS Craig Gelhardt, Jr., Tulane
 LS John Warren, Jr., Tulsa
 LS Jeff Hamby, Jr., UAB

2006**FIRST TEAM****OFFENSE**

QB Kevin Kolb, Sr., Houston
 RB Ahmad Bradshaw, Jr., Marshall
 RB Damion Fletcher, Fr., Southern Miss
 OL George Batiste, Sr., Southern Miss
 OL Sterling Doty, Sr., Houston
 OL Travis Cooley, Sr., Southern Miss
 OL Doug Legursky, Jr., Marshall
 OL Jeff Perrett, Sr., Tulsa
 TE Shawn Nelson, So., Southern Miss
 WR Jarett Dillard, So., Rice
 WR Johnnie Lee Higgins, Sr., UTEP
 WR Mike Walker, Sr., UCF

DEFENSE

DL Marcus West, Sr., Memphis
 DL Robert Latu, Sr., Tulsa
 DL Albert McClellan, So., Marshall
 DL Larry McSwain, Sr., UAB
 DL Justin Rogers, Sr., SMU
 LB Nick Bunting, Sr., Tulsa
 LB Troy Collavo, Sr., UTEP
 LB Wade Koehl, Sr., Houston
 DB Bobby Blackshire, Sr., Tulsa
 DB Quintin Demps, Jr., UTEP
 DB Will Gully, Sr., Houston
 DB Curtis Keyes, Sr., Marshall

SPECIAL TEAMS

PK Reagan Schneider, Sr., UTEP
 P Michael Gibson, Sr., Memphis
 KR Johnnie Lee Higgins, Sr., UTEP
 PR Joe Burnett, So., UCF
 LS Aaron King, Sr., UTEP

SECOND TEAM**OFFENSE**

QB Paul Smith, Jr., Tulsa
 RB Anthony Alridge, Jr., Houston
 RB Kevin Smith, So., UCF
 OL Jeff Akeroyd, Jr., Houston
 OL Aaron Dannenhauer, Sr., Tulsa
 OL Eric Graham, Sr., East Carolina
 OL Jon Hameister-Ries, Sr., Tulsa
 OL Julius Wilson, Sr., UAB
 TE Ryan Kennedy, Sr., SMU
 WR Aundrae Allison, Sr., East Carolina
 WR Vincent Marshall, Sr., Houston
 WR Idris Moss, Sr., Tulsa

DEFENSE

DL Courtney Gordon, Sr., Rice
 DL Adrian Haywood, Sr., SMU
 DL Marquay Love, Sr., Houston
 DL Martavius Prince, Jr., Southern Miss
 LB Nelson Coleman, Jr., Tulsa
 LB Orlandus King, Sr., UAB
 LB Brian Raines, So., Rice
 DB Willie Gaston, Sr., Houston
 DB Nick Graham, Sr., Tulsa
 DB Israel Route, Sr., Tulane
 DB Joe Sturdivant, Sr., SMU

SPECIAL TEAMS

PK Darren McCaleb, Sr., Southern Miss
 P Chris Beckman, Sr., Tulsa
 KR Chris Johnson, Jr., East Carolina
 PR Johnnie Lee Higgins, Sr., UTEP
 LS Mike Buscemi, Sr., UCF

THIRD TEAM**OFFENSE**

QB Jordan Palmer, Sr., UTEP
 RB Jackie Battle, Sr., Houston
 RB Matt Forte, Jr., Tulane
 RB Quinton Smith, Sr., Rice
 OL Blake Butler, Sr., Memphis
 OL Chris Clark, Jr., Southern Miss
 OL Josh Coffman, Sr., East Carolina
 OL Brandon Pearce, So., Memphis
 OL Robby Heos, Jr., Rice
 TE Davon Drew, So., East Carolina
 WR Donnie Avery, Sr., Houston
 WR Bobby Chase, Sr., SMU
 WR Damarcus Davis, Sr., Tulane

DEFENSE

DL Marcus Hands, Jr., East Carolina
 DL Robert Henderson, Jr., Southern Miss
 DL Phillip Hunt, So., Houston
 DL Alex Obomese, Sr., UTEP
 LB Reggie Carrington, Sr., SMU
 LB Chris Chamberlain, So., Tulsa
 LB Quentin Cotton, So., East Carolina
 LB Joe Henderson, So., UAB
 DB Will Dunbar, Jr., UAB
 DB Caleb Hendrix, Sr., Southern Miss
 DB Brandon Sumrall, Jr., Southern Miss
 DB Brandon McDonald, Sr., Memphis

SPECIAL TEAMS

PK Robert Lee, Sr., East Carolina
 P Ryan Dougherty, Sr., East Carolina
 KR Marcus Elliott, Sr., UAB
 PR Emmanuel Spann, So., Marshall
 LS Drew Clardy, Sr., Rice

HONORABLE MENTION**OFFENSE**

QB James Pinkney, Sr., East Carolina
 QB Chase Clement, So., Rice
 QB Justin Willis, Fr., SMU
 QB Lester Ricard, Sr., Tulane
 RB Brandon Fractious, Sr., East Carolina
 RB Joseph Doss, Jr., Memphis
 RB Tarrion Adams, So., Tulsa
 RB Courtney Tennial, Jr., Tulsa
 RB Dan Burks, Sr., UAB
 RB Corey White, Sr., UAB
 OL Dustin Dickinson, Jr., Houston
 OL Lute Barber, Jr., Rice
 OL Austin Wilkinson, So., Rice
 OL Kenard Burley, Jr., SMU
 OL Ben Poynter, Jr., SMU
 OL Ryan McKee, So., Southern Miss
 OL Donald Madlock, Sr., Tulane
 OL Michael Parenton, So., Tulane
 OL Derek Rogers, Sr., Tulane
 OL Patrick Brown, So., UCF
 OL Kyle Smith, Jr., UCF
 OL Robby Felix, So., UTEP
 OL Tyler Ribitski, So., UTEP
 TE Mark Hafner, So., Houston
 TE Cody Slate, Fr., Marshall
 TE Jerome Landry, Sr., Tulane
 TE LaDarius Stanley, Sr., UAB
 WR Phillip Henry, Jr., East Carolina
 WR Jeron Harvey, Jr., Houston
 WR Duke Calhoun, Fr., Memphis
 WR Ryan Scott, Sr., Memphis
 WR Joel Armstrong, Jr., Rice
 WR Tommy Henderson, So., Rice
 WR Emmanuel Sanders, Fr., SMU
 WR Preston Brown, Sr., Tulane
 WR Jeremy Williams, Fr., Tulane
 WR Ryan Bugg, Sr., Tulsa
 WR Rocky Ross, So., UCF
 WR Daniel Robinson, Sr., UTEP

DEFENSE

DL Mark Robinson, Jr., East Carolina
 DL Zach Slate, So., East Carolina
 DL Greg Terrell, Fr., Memphis
 DL George Chukwu, Jr., Rice
 DL DeJuan Cooper, Sr., Rice
 DL Will Wood, Sr., Rice
 DL Brandon Bonds, Sr., SMU
 DL Covey Muse, Jr., SMU
 DL Matthew Chatelain, Sr., Southern Miss
 DL Antonio Harris, Jr., Tulsa
 DL Frank Morton, Jr., Tulane
 DL Moton Hopkins, So., Tulsa
 DL Terrel Nemons, So., Tulsa
 DL Jermaine McElveen, Sr., UAB

DL Leger Douzable, Jr., UCF
 DL Chris Welsh, Sr., UCF
 DL Justin Hanel, Sr., UTEP
 DL Zach West, Sr., UTEP
 LB Pierre Bell, So., East Carolina
 LB Van Eskridge, Fr., East Carolina
 LB Fred Wilson, Jr., East Carolina
 LB Trent Allen, Jr., Houston
 LB Matt Couch, Jr., Marshall
 LB Josh Johnson, So., Marshall
 LB Marcus Rucker, Sr., Rice
 LB Wilton McCray, Jr., SMU
 LB Gerald McRath, Fr., Southern Miss
 LB Evan Lee, So., Tulane
 LB Joe Goosby, Jr., Tulane
 LB Alain Karatepeyan, Jr., Tulsa
 LB Mastaki Smith, Sr., UAB
 DB Jamar Flournoy, Sr., East Carolina
 DB Pierre Parker, Sr., East Carolina
 DB Kasey Ross, Sr., East Carolina
 DB Travis Williams, Jr., East Carolina
 DB Kenneth Fontenette, So., Houston
 DB Andray Downs, Sr., Rice
 DB Brandon King, So., Rice
 DB Ja'Corey Shepherd, So., Rice
 DB Chad Price, Sr., Rice
 DB Jasper Faulk, Sr., Southern Miss
 DB David Skehan, Jr., Tulane
 DB Sha'Reff Rashad, Jr., UCF
 DB Josh Ferguson, Jr., UTEP
 DB Joe Fleskoski, Sr., UTEP
 DB Bryant Tisdale, Sr., UTEP

SPECIAL TEAMS

PK Ben Bell, So., Houston
 PK Clark Fangmeier, Fr., Rice
 PK Jarod Tracy, Jr., Tulsa
 P Jared Scruggs, Sr., Rice
 P Thomas Morstead, So., SMU
 KR Anthony Alridge, Jr., Houston
 KR Michael Grandberry, So., Memphis
 KR Jessie Henderson, So., SMU
 PR Brandon McDonald, Sr., Memphis
 PR Blake Warren, Sr., SMU
 PR Jasper Faulk, Sr., Southern Miss
 LS Wilson Raynor, So., East Carolina
 LS Rusty Clayton, Sr., Memphis
 LS Jackson Taylor, So., SMU
 LS Stephen Daigle, Sr., Southern Miss
 LS Craig Gelhardt, So., Tulane
 LS John Warren, So., Tulsa

2005**FIRST TEAM****OFFENSE**

QB Darrell Hackney, Sr., UAB
 RB Ryan Gilbert, Sr., Houston
 RB DeAngelo Williams, Sr., Memphis
 OL Andrew Handy, Sr., Memphis
 OL George Batiste, Jr., Southern Miss
 OL Jesse Stoneham, Sr., Tulsa
 OL Matt Batusic, Sr., UAB
 OL Cedric Gagne-Marcoux, Jr., UCF
 TE Garrett Mills, Sr., Tulsa
 WR Aundrae Allison, Jr., East Carolina
 WR Vincent Marshall, Sr., Houston
 WR Reggie Lindsey, Sr., UAB

DEFENSE

DL Marcus West, Sr., Memphis
 DL John Syptak, Sr., Rice
 DL Larry McSwain, Jr., UAB
 DL Paul Carrington, Sr., UCF
 LB Chris Moore, Sr., East Carolina
 LB Kevis Coley, Sr., Southern Miss
 LB Anthony Cannon, Sr., Tulane
 DB Wesley Smith, Jr., Memphis
 DB Trevis Coley, Sr., Southern Miss
 DB Bobby Blackshire, Jr., Tulsa
 DB Joe Burnett, Fr., UCF

SPECIAL TEAMS

PK Stephen Gostkowski, Jr., Memphis
 P Luke Johnson, Sr., Southern Miss
 KR Ashlan Davis, Sr., Tulsa
 KR John Eubanks, Sr., Southern Miss
 PR Joe Burnett, Fr., UCF

SECOND TEAM**OFFENSE**

QB Jordan Palmer, Jr., UTEP
 RB Ahmad Bradshaw, So., Marshall
 RB Kevin Smith, Fr., UCF



RB Quinton Smith, Jr., Rice
 OL Doug Legursky, So., Marshall
 OL Travis Cooley, Jr., Southern Miss
 OL Chris McGee, Sr., Tulane
 OL Josh House, Sr., UTEP
 OL Jose Garcia, Sr., UTEP
 TE Darcy Johnson, Sr., UCF
 WR Brandon Marshall, Sr., UCF
 WR Mike Walker, Jr., UCF
 WR Johnnie Lee Higgins, Jr., UTEP

DEFENSE

DL Kade Lane, Sr., Houston
 DL Justin Rogers, Jr., SMU
 DL Tom Johnson, Sr., Southern Miss
 DL Alex Obemese, Jr., UTEP
 LB Nelson Coleman, So., Tulsa
 LB Thomas Howard, Sr., UTEP
 LB Jeremy Jones, Sr., UTEP
 DB Chris Hawkins, Sr., Marshall
 DB Joe Sturdivant, Jr., SMU
 DB Brandon Sumrall, So., Southern Miss
 DB Nick Graham, Jr., Tulsa

SPECIAL TEAMS

PK Darren McCaleb, Jr., Southern Miss
 P Michael Gibson, Jr., Memphis
 PR Johnnie Lee Higgins, Jr., UTEP

THIRD TEAM

OFFENSE

QB Kevin Kolb, Jr., Houston
 RB Uril Parrish, Sr., Tulsa
 RB Tyler Ebell, Sr., UTEP
 OL SirVincent Rogers, So., Houston
 OL David Douglas, Sr., Houston
 OL Matt Traina, Sr., Tulane
 OL Jeff Perrett, Jr., Tulsa
 OL Julius Wilson, Jr., UAB
 TE Shawn Nelson, Fr., Southern Miss
 WR Bobby Chase, Jr., SMU
 WR Preston Brown, Jr., Tulane
 WR Chris Francies, Sr., UTEP

DEFENSE

DL Marcus Hands, So., East Carolina
 DI Adrian Haywood, Fr., SMU
 DL Brandon Lohr, Sr., Tulsa
 DL Ernest Respress, Sr., UAB
 LB Wade Koehl, Sr., Houston
 LB Nick Bunting, Sr., Tulsa
 LB Troy Collavo, Jr., UTEP
 DB Rocky Schwartz, So., Houston
 DB Jamey Harper, Sr., SMU
 DB Dominique Cospers, Sr., UAB
 DB Rolando Humphrey, Sr., SMU

SPECIAL TEAMS

KR Jessie Henderson, Fr., SMU
 PR Vincent Marshall, Jr., Houston

2004

FIRST TEAM

OFFENSE

QB Stefan LeFors, Sr., Louisville
 RB Andre Hall, Jr., USF
 RB DeAngelo Williams, Jr., Memphis
 OL Anthony Alabi, Sr., TCU
 OL Gene Frederic, Sr., Memphis
 OL Andy Galloway, Sr., UAB
 OL Travis Leffew, Jr., Louisville
 OL Kyle Takavitz, Sr., Cincinnati
 TE Cody McCarty, Sr., TCU
 WR J.R. Russell, Sr., Louisville
 WR Roddy White, Sr., UAB
 WR Roydell Williams, Sr., Tulane

DEFENSE

DL Trent Cole, Sr., Cincinnati
 DL Andre Frazier, Sr., Cincinnati
 DL Marcus Jones, Sr., Louisville
 DL Larry McSwain, So., UAB
 LB Michael Boley, Sr., Southern Miss
 LB Robert McCune, Sr., Louisville
 LB Zac Woodfin, Sr., UAB
 DB John Eubanks, Jr., Southern Miss
 DB Marvin Godbolt, Sr., TCU
 DB Kerry Rhodes, Sr., Louisville
 DB Wesley Smith, Jr., Memphis

SPECIAL TEAMS

PK Stephen Gostkowski, Jr., Memphis
 P Chris Beckman, So., Tulane

KR John Eubanks, Jr., Southern Miss
 PR Travis Williams, Fr., East Carolina

SECOND TEAM

OFFENSE

QB Danny Wimprine, Sr., Memphis
 RB Carlton Jones, Jr., Army
 RB Eric Shelton, Jr., Louisville
 OL Joel Glover, Sr., Army
 OL Will Rabatin, Sr., Louisville
 OL Jeremy Parquet, Sr., Southern Miss
 OL Jeremy Rone, Sr., Memphis
 OL Jason Spitz, Jr., Louisville
 TE Brent Celek, So., Cincinnati
 WR Tavares Gideon, Sr., Memphis
 WR Vincent Marshall, Jr., Houston
 WR Hannibal Thomas, Sr., Cincinnati

DEFENSE

DL Joe Clay, Sr., Houston
 DL Albert Means, Sr., Memphis
 DL Chad Ruffin, Sr., Southern Miss
 DL Marcus West, Jr., Memphis
 LB Jamar Enzor, Sr., Cincinnati
 LB Martin Patterson, Sr., TCU
 LB Greg Washington, Sr., Army
 DB Trevis Coley, Jr., Southern Miss
 DB Joey Dawson, Sr., Tulane
 DB Daven Holly, Sr., Cincinnati
 DB Doug Monaghan, Sr., Cincinnati

SPECIAL TEAMS

PK Darren McCaleb, So., Southern Miss
 P Ryan Dougherty, So., East Carolina
 KR Reggie Lindsey, Jr., UAB

THIRD TEAM

OFFENSE

QB Darrell Hackney, Jr., UAB
 RB Dan Burks, So., UAB
 RB Richard Hall, Sr., Cincinnati
 OL Phil Hawkins, Sr., Houston
 OL Alex Herron, Sr., USF
 OL Chase Johnson, Sr., TCU
 OL Derrick Sarosi, Sr., USF
 OL Clint Stickdorn, Sr., Cincinnati
 TE Adam McCauley, Sr., Louisville
 WR Antwon Courington, Jr., Southern Miss
 WR Reggie Harrell, Sr., TCU
 WR Cory Rodgers, So., TCU

DEFENSE

DL Antonio Harris, Fr., Tulane
 DL Kade Lane, Jr., Houston
 DL Lee Roy Selmon, Sr., USF
 DL Will Sullivan, Sr., Army
 LB Anthony Cannon, Jr., Tulane
 LB Tyjuan Hagler, Sr., Cincinnati
 LB Chris Moore, Jr., East Carolina
 DB Zach Baker, Jr., East Carolina
 DB Dominique Cospers, Jr., UAB
 DB Stanford Routt, Sr., Houston
 DB Mark Walker, Sr., TCU

SPECIAL TEAMS

KR Cory Rodgers, So., TCU
 PR Fred Smith, So., Tulane

2003

FIRST TEAM

OFFENSE

QB Stefan LeFors, Jr., Louisville
 RB Mewelde Moore, Sr., Tulane
 RB DeAngelo Williams, So., Memphis
 OL Anthony Alabi, Jr., TCU
 OL Rex Hadnot, Sr., Houston
 OL Jeremy Parquet, Sr., Southern Miss
 OL Brian Rimpf, Sr., East Carolina
 OL Kyle Takavitz, Jr., Cincinnati
 TE Ronnie Ghent, Sr., Louisville
 WR Brandon Middleton, Sr., Houston
 WR J.R. Russell, Jr., Louisville
 WR Roydell Williams, Jr., Tulane

DEFENSE

DL Trent Cole, Jr., Cincinnati
 DL Terrell Paul, Sr., Southern Miss
 DL Chad Pugh, Sr., TCU
 DL Bo Schobel, Sr., TCU
 LB Michael Boley, Jr., Southern Miss
 LB Rod Davis, Sr., Southern Miss
 LB Zac Woodfin, Jr., UAB

DB Greg Brooks, Sr., Southern Miss
 DB Etric Pruitt, Sr., Southern Miss
 DB J.R. Reed, Sr., USF
 DB Wesley Smith, So., Memphis

SPECIAL TEAMS

PK Nick Browne, Sr., TCU
 P Ryan Dougherty, Fr., East Carolina
 KR John Eubanks, So., Southern Miss
 PR Marvin Young, Jr., Southern Miss

SECOND TEAM

OFFENSE

QB J.P. Losman, Sr., Tulane
 RB Robert Merrill, Fr., TCU
 RB Marvin Townes, Jr., East Carolina
 OL Jim Hicks, Sr., Southern Miss
 OL Chase Johnson, Jr., TCU
 OL Travis Leffew, So., Louisville
 OL Matt Mattox, Sr., Houston
 OL Jason Spitz, So., Louisville
 TE Terrell Browden, Sr., Southern Miss
 WR Maurice Avery, So., Memphis
 WR Terrance Copper, Jr., East Carolina
 WR Reggie Harrell, Jr., TCU

DEFENSE

DL Joe Clay, Jr., Houston
 DL Andre Frazier, Jr., Cincinnati
 DL Marcus Jones, Jr., Louisville
 DL Eric Taylor, Sr., Memphis
 LB Maurice Jones, Sr., USF
 LB Chris Moore, So., East Carolina
 LB Coot Terry, Sr., Memphis
 DB Tra Boger, Jr., Tulane
 DB Daven Holly, Jr., Cincinnati
 DB Zach Norton, Sr., Cincinnati
 DB Mark Walker, Jr., TCU

SPECIAL TEAMS

PK Nick Hayes, Jr., UAB
 P Chris Beckman, Fr., Tulane
 KR J.R. Reed, Sr., USF

THIRD TEAM

OFFENSE

QB Kevin Kolb, Fr., Houston
 RB Anthony Evans, So., Houston
 RB Eric Shelton, So., Louisville
 OL Gene Frederic, Jr., Memphis
 OL Chris McGee, So., Tulane
 OL Jeremy Rone, Jr., Memphis
 OL Derrick Sarosi, Jr., USF
 OL Chris White, Jr., Southern Miss
 OL Doug White, Sr., East Carolina
 TE Jonathan Pritchett, Sr., Houston
 WR Aaron Alexander, Jr., Army
 WR Roddy White, Jr., UAB
 WR Marvin Young, Jr., Southern Miss

DEFENSE

DL Ronald Jones, Sr., Southern Miss
 DL Robert Pollard, Sr., TCU
 DL Eric Scott, Jr., Southern Miss
 DL Lee Roy Selmon, Sr., USF
 LB Derrick Ballard, Sr., Memphis
 LB Jamar Enzor, Jr., Cincinnati
 LB Robert McCune, Jr., Louisville
 DB Marvin Godbolt, Jr., TCU
 DB Sean Lucas, So., Tulane
 DB Alex Ray, Sr., Southern Miss
 DB Kevin Verpaele, Sr., USF
 DB Scott Vogel, Jr., Memphis

SPECIAL TEAMS

KR William White, Jr., Army
 PR Cory Rodgers, Fr., TCU

2002

FIRST TEAM

OFFENSE

QB Dave Ragone, Jr., Louisville
 RB Derrick Nix, Sr., Southern Miss
 RB Joffrey Reynolds, Sr., Houston
 OL Kirt Doolin, Sr., Cincinnati
 OL Jamal Powell, Sr., TCU
 OL Jimond Pugh, Sr., Memphis
 OL Brian Rimpf, Jr., East Carolina
 OL Torrin Tucker, Sr., Southern Miss
 TE Ronnie Ghent, Sr., Louisville
 WR Damien Dorsey, Sr., Louisville
 WR LaDaris Vann, Sr., Cincinnati

DEFENSE

DL Floyd Dorsey, Sr., Tulane
 DL Antwan Peek, Sr., Cincinnati
 DL Bo Schobel, Jr., TCU
 DL Dewayne White, Jr., Louisville
 LB Michael Boley, So., Southern Miss
 LB Rod Davis, Jr., Southern Miss
 LB LaMarcus McDonald, Jr., TCU
 DB Lynaris Elpheage, Jr., Tulane
 DB Jason Goss, Sr., TCU
 DB Hanik Milligan, Sr., Houston
 DB Etric Pruitt, Jr., Southern Miss

SPECIAL TEAMS

PK Nick Browne, Jr., TCU
 P Jarad Preston, Sr., East Carolina
 KR Broderick Clark, Fr., Louisville
 PR Damien Dorsey, Sr., Louisville

SECOND TEAM

OFFENSE

QB Gino Guidugli, So., Cincinnati
 RB Art Brown, Jr., East Carolina
 RB DeMarco McCleskey, Sr., Cincinnati
 RB Mewelde Moore, Jr., Tulane
 OL Aaron Burger, Sr., Army
 OL Rex Hadnot, Jr., Houston
 OL Jason Jimenez, Sr., Southern Miss
 OL Chris Redding, Sr., Houston
 OL Kirk Tuck, Sr., UAB
 TE Stephen Cucci, Jr., Houston
 WR Travis Anglin, Sr., Memphis
 WR LaTarence Dunbar, Sr., TCU

DEFENSE

DL Tony Brown, Sr., Memphis
 DL Terrell Paul, Sr., Southern Miss
 DL Chad Pugh, Jr., TCU
 DL John Turntine, Sr., TCU
 LB Derrick Ballard, Jr., Memphis
 LB Rod Day, Jr., Louisville
 LB Zac Woodfin, So., UAB
 DB Blue Adams, Sr., Cincinnati
 DB Chris Brown, Sr., UAB
 DB Anthony Floyd, Sr., Louisville
 DB Kenneth Hilliard, Sr., TCU

SPECIAL TEAMS

PK Jonathan Ruffin, Sr., Cincinnati
 P Seth Marler, Sr., Tulane
 KR LaTarence Dunbar, Sr., TCU
 PR Lynaris Elpheage, Jr., Tulane

2001

FIRST TEAM

OFFENSE

QB Dave Ragone, Louisville
 RB Leonard Henry, East Carolina
 RB Mewelde Moore, Tulane
 OL Aaron Dardzinski, Louisville
 OL Artis Hicks, Memphis
 OL Victor Payne, TCU
 OL Brian Rimpf, East Carolina
 OL Torrie Taulli, Tulane
 TE Ronnie Ghent, Louisville
 WR Deion Branch, Louisville
 WR LaDaris Vann, Cincinnati

DEFENSE

DL Michael Josiah, Louisville
 DL Antwan Peek, Cincinnati
 DL Bryan Thomas, UAB
 DL Dewayne White, Louisville
 LB Rod Davis, Southern Miss
 LB Pernell Griffin, East Carolina
 LB Rod Taylor, UAB
 DB Greg Brooks, Southern Miss
 DB Anthony Floyd, Louisville
 DB Glenn Sumter, Memphis
 DB Chad Williams, Southern Miss

SPECIAL TEAMS

PK Seth Marler, Tulane
 P Dan MacElroy, Army
 RS Zek Parker, Louisville

SECOND TEAM

OFFENSE

QB David Garrard, East Carolina
 RB Dante Brown, Memphis
 RB Jegil Dugger, UAB
 OL Jeremy Bridges, Southern Miss
 OL Preston Fray, UAB



OL Rob Eble, Louisville
 OL Paul Henderson, Army
 OL DeWayne Johnston, Cincinnati
 TE Clint Dodson, Army
 WR Orlando Iglesias, Houston
 WR Roydell Williams, Tulane

DEFENSE

DL Rodney Jones, UAB
 DL Terrell Paul, Southern Miss
 DL Chad Pugh, TCU
 LB Greg LeFever, East Carolina
 LB Roy Magee, Southern Miss
 LB LeMarcus McDonald, TCU
 LB Brian Zickefoose, Army
 DB Curry Burns, Louisville
 DB Lonnie Gallishaw, Louisville
 DB Jason Goss, TCU
 DB Hanik Milligan, Houston

SPECIAL TEAMS

PK Kevin Miller, East Carolina
 P Adam Wulfeck, Cincinnati
 RS Omari Thompson, Army

2000

FIRST TEAM

OFFENSE

QB Dave Ragone, Louisville
 RB Ray Jackson, Cincinnati
 RB Michael Wallace, Army
 OL Sherwin Lacewell, East Carolina
 OL Josh Lovelady, Houston
 OL Jason Padget, Louisville
 OL Bernard Robertson, Tulane
 OL Doug Rosfeld, Cincinnati
 TE Ronnie Ghent, Louisville
 WR Deion Branch, Louisville
 WR Adrian Burnette, Tulane

DEFENSE

DL Andre Arnold, Memphis
 DL Marcus Bell, Memphis
 DL Cedric Scott, Southern Miss
 DL DeQuincy Scott, Southern Miss
 LB Pernell Griffin, East Carolina
 LB Wayne Rogers, Houston
 LB Kamal Shakir, Memphis
 DB Idrees Bashir, Memphis
 DB Leo Barnes, Southern Miss
 DB Anthony Floyd, Louisville
 DB Michael Stone, Memphis

SPECIAL TEAMS

PK Jonathan Ruffin, Cincinnati
 P Casey Roussel, Tulane
 RS Keith Stokes, East Carolina

SECOND TEAM

OFFENSE

QB David Garrard, East Carolina
 QB Patrick Ramsey, Tulane
 RB Jegil Dugger, UAB
 RB Leonard Henry, East Carolina
 OL Billy Clay, Southern Miss
 OL Tony Dollison, UAB
 OL Paul Henderson, Army
 OL Joe O'Shaughnessy, Louisville
 OL Andy Weinheimer, Cincinnati
 TE Billy Kendall, Memphis
 WR Arnold Jackson, Louisville
 WR Brian Robinson, Houston

DEFENSE

DL Donovan Arp, Louisville
 DL Michael Josiah, Louisville
 DL Mario Monds, Cincinnati
 DL Bryan Thomas, UAB
 LB Troy Evans, Cincinnati
 LB Rashad Harris, Louisville
 LB Jerry Phillips, Tulane
 DB DeJuan Gossett, Cincinnati
 DB Rashad Holman, Louisville
 DB Ray Walls, Southern Miss
 DB Chad Williams, Southern Miss

SPECIAL TEAMS

PK Rhett Gallego, UAB
 P Adam Wulfeck, Cincinnati
 RS Zek Parker, Louisville

1999

FIRST TEAM

OFFENSE

QB Chris Redman, Louisville
 RB Frank Moreau, Louisville
 RB Ketric Sanford, Houston
 OL Shedrick Blackmon, Southern Miss
 OL Greg Brown, Houston
 OL Anthony Byrd, Louisville
 OL Sherwin Lacewell, East Carolina
 OL Doug Rosfeld, Cincinnati
 TE Ibn Green, Louisville
 WR JaJuan Dawson, Tulane
 WR Arnold Jackson, Louisville

DEFENSE

DL Mike Gantous, Louisville
 DL Tramon Lawless, Memphis
 DL Cedric Scott, Southern Miss
 DL Adalius Thomas, Southern Miss
 LB Pernell Griffin, East Carolina
 LB Jeff Kerr, East Carolina
 LB T.J. Slaughter, Southern Miss
 LB Leo Barnes, Southern Miss
 DB Rodregis Brooks, UAB
 DB Kenny Hill, Houston
 DB Mike James, Houston

SPECIAL TEAMS

PK Ryan White, Memphis
 P Andrew Bayes, East Carolina
 RS Rodregis Brooks, UAB

SECOND TEAM

OFFENSE

QB David Garrard, East Carolina
 RB Robert Cooper, Cincinnati
 RB Derrick Nix, Southern Miss
 OL Jerry Godfrey, Tulane
 OL Mark Grivna, Louisville
 OL Josh Lovelady, Houston
 OL Dustin Plumadore, Army
 OL Tim Seymour, Memphis
 TE Shaun Castillo, Army
 WR Sherrod Gideon, Southern Miss
 WR Todd Pinkston, Southern Miss

DEFENSE

DL Nikia Adderson, Houston
 DL Mbayo Ahmadu, East Carolina
 DL Marcus Bell, Memphis
 DL DeQuincy Scott, Southern Miss
 LB Wayne Rogers, Houston
 LB Kamal Shakir, Memphis
 LB Ty Trahan, Southern Miss
 LB Lyle Weaver, Army
 DB Forrest Foster, East Carolina
 DB DeJuan Gossett, Cincinnati
 DB Kevin Monroe, East Carolina
 DB Terrance Parrish, Southern Miss

SPECIAL TEAMS

P Seth Marler, Tulane
 P Adam Wulfeck, Cincinnati
 RS Keith Stokes, East Carolina

1998

FIRST TEAM

OFFENSE

QB Shaun King, Tulane
 RB Leroy Collins, Louisville
 RB Derrick Nix, Southern Miss
 OL Danny Moore, East Carolina
 OL Henry McClendon, Southern Miss
 OL Rick Nord, Louisville
 OL Bernard Robertson, Tulane
 OL Brian Uhl, Cincinnati
 TE Ibn Green, Louisville
 WR Arnold Jackson, Louisville
 WR Sherrod Gideon, Southern Miss

DEFENSE

DL Marquis Bowling, Memphis
 DL Roderick Coleman, East Carolina
 DL Travis Darden, East Carolina
 DL Adalius Thomas, Southern Miss
 LB Jeff Kerr, East Carolina
 LB T.J. Slaughter, Southern Miss
 LB Ty Trahan, Southern Miss
 DB Michael Jordan, Tulane
 DB Mike McKenzie, Memphis
 DB Kenny Dale Rowland, Army
 DB Antonio Roundtree, Louisville

SPECIAL TEAMS

PK Ryan White, Memphis
 P Graham White, Army
 RS Rod Richardson, Army

SECOND TEAM

OFFENSE

QB Chris Redman, Louisville
 RB Gerard Arnold, Memphis
 RB Ketric Sanford, Houston
 OL Wilbert Brown, Houston
 OL Jerry Godfrey, Tulane
 OL O'Lester Pope, Southern Miss
 OL Neil Ravitz, Army
 OL Ron Sells, Memphis
 TE Buck Collins, East Carolina
 WR JaJuan Dawson, Tulane
 WR P.J. Franklin, Tulane

DEFENSE

DL Mike Gantous, Louisville
 DL Louis Hampton, Houston
 DL Dennis O'Sullivan, Tulane
 DL Cedric Scott, Southern Miss
 LB Hassan Champion, Cincinnati
 LB Bud Herring, Louisville
 LB Brett Timmons, Tulane
 DB Jose Gonzalez, Southern Miss
 DB Mike James, Houston
 DB DaShone Mallard, Southern Miss
 DB Kelvin Suggs, East Carolina

SPECIAL TEAMS

PK Eric Olsen, Army
 P Andrew Bayes, East Carolina
 RS Ketric Sanford, Houston

1997

FIRST TEAM

OFFENSE

QB Shaun King, Tulane
 RB Toney Converse, Tulane
 RB Harold Shaw, Southern Miss
 OL Jason Fabini, Cincinnati
 OL Ben Fricke, Houston
 OL Cory Geason, Tulane
 OL Kasey Keith, Southern Miss
 OL Danny Moore, East Carolina
 TE Ibn Green, Louisville
 WR JaJuan Dawson, Tulane
 WR Sherrod Gideon, Southern Miss

DEFENSE

DL Robert Brown, Southern Miss
 DL Marquis Bowling, Memphis
 DL Kendrick Gholston, Louisville
 DL Adalius Thomas, Southern Miss
 LB Phillip Curry, Cincinnati
 LB Brad Jackson, Cincinnati
 LB Marchant Kenney, Southern Miss
 DB Tinker Keck, Cincinnati
 DB Mike McKenzie, Memphis
 DB Perry Phenix, Southern Miss
 DB Patrick Surtain, Southern Miss

SPECIAL TEAMS

PK Brad Palazzo, Tulane
 P Brad Hill, Tulane
 RS Tinker Keck, Cincinnati

SECOND TEAM

OFFENSE

QB Lee Roberts, Southern Miss
 RB Gerard Arnold, Memphis
 RB Ketric Sanford, Houston
 OL Pierre Brilliant, Cincinnati
 OL Daniel Gomez, Memphis
 OL Rick Nord, Louisville
 OL Henry McClendon, Southern Miss
 OL Brian Uhl, Cincinnati
 TE Terry Hardy, Southern Miss
 WR P.J. Franklin, Tulane
 WR Miguel Montano, Louisville

DEFENSE

DL Terence Cook, Tulane
 DL Keaton Cromartie, Tulane
 DL Derrick Ransom, Cincinnati
 DL Leonta Rheams, Houston
 DL Roderick Coleman, East Carolina
 LB Jeff Kerr, East Carolina
 LB Terry Rice-Locket, Louisville
 DB Jamaal Alexander, Southern Miss
 DB Courtney Dinkins, Louisville

DB Dwight Henry, East Carolina
 DB Michael Jordan, Tulane

SPECIAL TEAMS

PK Sebastian Villarreal, Houston
 P Andrew Bayes, East Carolina
 RS Eric Booth, Southern Miss

1996

FIRST TEAM

OFFENSE

QB Chuck Clements, Houston
 RB Eric Booth, Southern Miss
 RB Antowain Smith, Houston
 OL Cyril Brockmeier, Tulane
 OL Leroy DeWitt, Southern Miss
 OL Jason Fabini, Cincinnati
 OL Ben Fricke, Houston
 OL Marcus Spriggs, Houston
 TE Cory Geason, Tulane
 WR Damion Johnson, Houston
 WR Kendrick Lee, Southern Miss

DEFENSE

DL Darrius Felder, Cincinnati
 DL Jeff Posey, Southern Miss
 DL Carl Powell, Louisville
 DL Cedric Walthaw, Southern Miss
 LB Richard Hogans, Memphis
 LB Marchant Kenney, Southern Miss
 LB Tyrus McClouisville, Louisville
 DB Sam Garnes, Cincinnati
 DB Sam Madison, Louisville
 DB D. Montgomery, Houston
 DB Patrick Surtain, Southern Miss

SPECIAL TEAMS

PK Eric Richards, Cincinnati
 P Steve Smith, Cincinnati
 RS Eric Booth, Southern Miss

SECOND TEAM

OFFENSE

QB Lee Roberts, Southern Miss
 RB Daryl Royal, Cincinnati
 RB Ketric Sanford, Houston
 OL Will Carlisle, Tulane
 OL Joel Dolinski, Cincinnati
 OL Steve Missetic, Louisville
 OL Daryl Terrell, Southern Miss
 OL Brian Uhl, Cincinnati
 TE Terry Hardy, Southern Miss
 WR Miguel Montano, Louisville
 WR Charles West, Houston

DEFENSE

DL Kendrick Gholston, Louisville
 DL Joel Locker, Tulane
 DL Leland Taylor, Louisville
 DL Tony Williams, Memphis
 LB Phillip Curry, Cincinnati
 LB Brad Jackson, Cincinnati
 LB Derrick Singleton, Tulane
 DB Rico Clark, Louisville
 DB Chris Hewitt, Cincinnati
 DB Perry Phenix, Southern Miss
 DB Keith Spann, Memphis

SPECIAL TEAMS

PK Ted Lane, Memphis
 P Jeremy Borseth, Louisville
 RS Jeff Ligon, Tulane

1995

Conference USA selected football award winners throughout the 1995 season to promote Conference USA football even though the official inaugural season began in 1996. The 1995 awards were specifically referred to as the "All-Star Team" and included first and second teams, and Offensive, Defensive and Special Teams Players of the Year. While these awards are valid and kept on record, the following notation should be made in any reference to these awards.

Note: Conference USA gave these awards prior to the first official season of football.

ALL-STAR FIRST TEAM

OFFENSE

QB Marty Lowe, Louisville
 RB Calvin Arrington, Louisville
 RB Chris Buckhalter, Southern Miss
 OL Jason Fabini, Cincinnati
 OL Jimmy Herndon, Houston
 OL Roman Oben, Louisville



OL Steve Schuler, Tulane
 OL Jason Stinson, Louisville
 TE Cory Geason, Tulane
 WR Fred Brock, Southern Miss
 WR Robert Tate, Cincinnati

DEFENSE

DL Bryan Barnett, Memphis
 DL Tim Bell, Southern Miss
 DL Darrius Felder, Cincinnati
 DL Kendrick Gholston, Louisville
 LB Alan Campos, Louisville
 LB Brad Jackson, Cincinnati
 LB Tyrus McCloud, Louisville
 DB Sam Garnes, Cincinnati
 DB Sam Madison, Louisville
 DB Rod Thomas, Southern Miss
 DB Jerome Woods, Memphis

SPECIAL TEAMS

PK Chris Pierce, Southern Miss
 KR Robert Tate, Cincinnati

ALL-STAR SECOND TEAM

OFFENSE

QB Chuck Clements, Houston
 RB Orlando Smith, Cincinnati
 RB Jamaican Dartez, Tulane
 OL Cyril Brockmeier, Tulane
 OL Shawn Kries, Louisville
 OL Jamie Lemire, Cincinnati
 OL Ken Newton, Memphis
 OL Darryl Terrell, Southern Miss
 TE Mike Bogan, Louisville
 WR Miguel Montano, Louisville
 WR Charles West, Houston
 PK Eric Richards, Cincinnati

DEFENSE

DL Robert Brown, Southern Miss
 DL Keith Cook, Tulane
 DL Carl Powell, Louisville
 DL Tony Williams, Memphis
 LB Muhammed El-Mubarak, Cincinnati
 LB Richard Hogans, Memphis
 LB Albert McRae, Southern Miss
 DB Cedric Anderson, Tulane
 DB Rico Clark, Louisville
 DB Derrick Hervey, Southern Miss
 DB Chris Hewitt, Cincinnati
 P Steve Smith, Cincinnati

SPECIAL TEAMS

KR Chris Buckhalter, Southern Miss

INDIVIDUAL AWARDS

MOST VALUABLE PLAYER

2016 Ryan Higgins, QB, Louisiana Tech
 2015 Brandon Doughty, QB, WKU
 2014 Brandon Doughty, QB, WKU
 2013 Shane Carden, QB, East Carolina
 2012 Rakeem Cato, QB, Marshall
 2011 Case Keenum, QB, Houston
 2010 Dwayne Harris, WR/KR, East Carolina
 2009 Case Keenum, QB, Houston
 2008 Chase Clement, QB, Rice

OFFENSIVE PLAYER OF THE YEAR

2016 Carlos Henderson, WR, Louisiana Tech
 2015 Nick Mullens, QB, Southern Miss
 2014 Rakeem Cato, QB, Marshall
 2013 Rakeem Cato, QB, Marshall
 2012 Zach Line, RB, SMU
 2011 Patrick Edwards, WR, Houston
 2010 G.J. Kinne, QB, Tulsa
 2009 Joe Webb, QB, UAB
 2008 Case Keenum, QB, Houston
 2007 Kevin Smith, RB, UCF
 Paul Smith, QB, Tulsa
 2006 Kevin Kolb, QB, Houston
 2005 DeAngelo Williams, RB, Memphis
 2004 Stefan LeFors, QB, Louisville
 DeAngelo Williams, RB, Memphis
 DeAngelo Williams, RB, Memphis
 2003 DeAngelo Williams, RB, Memphis
 2002 Dave Ragone, QB, Louisville
 2001 Dave Ragone, QB, Louisville
 2000 Dave Ragone, QB, Louisville
 1999 Chris Redman, QB, Louisville
 1998 Shaun King, QB, Tulane
 1997 Shaun King, QB, Tulane
 1996 Antowain Smith, RB, Houston
 1995 Robert Tate, WR, Cincinnati

DEFENSIVE PLAYER OF THE YEAR

2016 Trey Hendrickson, DE, Florida Atlantic
 2015 Evan McKelvey, LB, Marshall
 2014 Neville Hewitt, LB, Marshall
 2013 Shawn Jackson, LB, Tulsa
 2012 Kemal Ishmael, DB, UCF
 2011 Vinny Curry, DE, Marshall
 2010 Bruce Miller, DE, UCF
 2009 Bruce Miller, DE, UCF
 2008 Phillip Hunt, LB, Houston
 2007 Gerald McRath, LB, Southern Miss
 2006 Albert McClellan, DE, Marshall
 Nick Bunting, LB, Tulsa
 2005 Kevis Coley, LB, Southern Miss
 2004 Michael Boley, LB, Southern Miss
 2003 Rod Davis, LB, Southern Miss
 2002 LaMarcus McDonald, LB, TCU
 2001 Dewayne White, DE, Louisville
 2000 Wayne Rogers, LB, Houston
 Cedric Scott, DE, Southern Miss
 1999 Adalius Thomas, DE, Southern Miss
 1998 Adalius Thomas, DE, Southern Miss
 1997 Patrick Surtain, CB, Southern Miss
 1996 Tyrus McCloud, LB, Louisville
 1995 Tyrus McCloud, LB, Louisville

SPECIAL TEAMS PLAYER OF THE YEAR

2016 Carlos Henderson, KR, Louisiana Tech
 2015 Deandre Reaves, KR/PR, Marshall
 2014 J.J. Nelson, KR/PR, UAB
 2013 Brelan Chancellor, KR/PR, North Texas
 2012 Quincy McDuffie, KR, UCF
 2011 Tyron Carrier, KR, Houston
 2010 Damaris Johnson, KR/PR, Tulsa
 2009 Dwayne Harris, KR, East Carolina
 2008 Joe Burnett, KR/PR, UCF
 2007 Chris Johnson, KR, East Carolina
 2006 Johnnie Lee Higgins, KR/PR, UTEP
 2005 Stephen Gostkowski, K, Memphis
 2004 John Eubanks, KR, Southern Miss
 2003 Nick Browne, K, TCU
 2002 Broderick Clark, KR, Louisville
 2001 Seth Marler, K, Tulane
 2000 Jonathan Ruffin, K, Cincinnati
 1999 Rodregis Brooks, PR, UAB
 1998 Ryan White, K, Memphis
 1997 Tinker Keck, PR, Cincinnati
 1996 Jeff Liggon, KR, Tulane
 1995 Robert Tate, KR, Cincinnati

COACH OF THE YEAR

2016 Skip Holtz, Louisiana Tech
 2015 Todd Monken, Southern Miss
 2014 Doc Holliday, Marshall
 2013 David Bailiff, Rice
 2012 Bill Blankenship, Tulsa
 2011 Kevin Sumlin, Houston
 2010 George O'Leary, UCF
 2009 Kevin Sumlin, Houston
 2008 David Bailiff, Rice
 2007 George O'Leary, UCF
 2006 Art Briles, Houston
 Todd Graham, Rice
 2005 George O'Leary, UCF
 2004 Bobby Petrino, Louisville
 2003 Jeff Bower, Southern Miss
 2002 Gary Patterson, TCU
 2001 John L. Smith, Louisville
 2000 John L. Smith, Louisville
 1999 Jeff Bower, Southern Miss
 1998 Tommy Bowden, Tulane
 1997 Jeff Bower, Southern Miss
 1996 Kim Helton, Houston

FRESHMAN OF THE YEAR

2016 Josiah Tauaefa, DE, UTSA
 2015 Brent Stockstill, QB, Middle Tennessee
 2014 Ray Lawry, RB, Old Dominion
 2013 Cory Tindal, DB, Marshall
 Nico Marley, LB, Tulane
 2012 Kevin Grooms, RB, Marshall
 2011 Jeremy Grove, LB, East Carolina
 2010 Jeff Godfrey, QB, UCF
 2009 Charles Sims, RB, Houston
 2008 Bryce Beall, RB, Houston
 2007 Case Keenum, QB, Houston
 2006 Justin Willis, QB, SMU
 2005 Kevin Smith, RB, UCF
 2004 Brian Brohm, QB, Louisville
 2003 Kevin Kolb, QB, Houston
 2002 Lonta Hobbs, RB, TCU
 2001 Gino Guidugli, QB, Cincinnati
 2000 Melwede Moore, RB, Tulane
 1999 LaDaris Vann, WR, Cincinnati
 Travis Anglin, QB, Memphis

1998 Derrick Nix, RB, Southern Miss
 1997 Jason McKinley, QB, Houston
 1996 Ketric Sanford, RB/KR, Houston

NEWCOMER OF THE YEAR

2016 Mike White, QB, WKU
 2015 Jeff Driskel, QB, Louisiana Tech
 2014 Cody Sokol, QB, Louisiana Tech
 2013 Jaquez Johnson, QB, Florida Atlantic
 2012 Vintavious Cooper, RB, East Carolina
 2011 D.J. Hayden, DB, Houston
 2010 Dominique Davis, QB, East Carolina
 2009 James Cleveland, WR, Houston
 2008 Curtis Steele, RB, Memphis
 2007 Brennan Marion, WR, Tulsa

ALL-FRESHMAN

2016

OFFENSE

QB Mason Fine, North Texas
 RB Devin Singletary, Florida Atlantic
 RB Quinton Baker, WKU
 OL Ethan Reed, Louisiana Tech
 OL Levi Brown, Marshall
 OL Devin Hannan, Old Dominion
 OL Ty Pollard, Southern Miss
 OL Greg Long, UTEP
 TE Harrison Bryant, Florida Atlantic
 WR Stantley Thomas, FIU
 WR Ty Lee, Middle Tennessee

DEFENSE

DL Eric Kendzior, Louisiana Tech
 DL Ty Tyler, Marshall
 DL Tyshun Render, Middle Tennessee
 DL LaDarius Hamilton, North Texas
 DL Chris Richardson, UTEP
 LB Tyriq Harris, Charlotte
 LB Jayson VanHook, UTEP
 LB Josiah Tauaefa, UTSA
 DB Ben DeLuca, Charlotte
 DB Ephraim Kitchen, Louisiana Tech
 DB Chris Jackson, Marshall
 DB Justin Rogers, UTEP

SPECIAL TEAMS

K Brad Davis, Old Dominion
 P Bailey Cate, Old Dominion
 KR Kerrith Whyte, Florida Atlantic
 PR Darrell Brown, Old Dominion
 LS Matt Beardall, Marshall

2015

OFFENSE

QB Brent Stockstill, Middle Tennessee
 RB Samuel Stewart, Rice
 RB D'Andre Ferby, WKU
 OL O'Shea Dugas, Louisiana Tech
 OL Chandler Brewer, Middle Tennessee
 OL Chris Miles, North Texas
 OL Nick Clarke, Old Dominion
 OL Dennis Edwards, WKU
 TE Cole Ford, UTEP
 WR Richie James, Middle Tennessee
 WR Parker Smith, Rice

DEFENSE

DL Jaylon Ferguson, Louisiana Tech
 DL Ryan Bee, Marshall
 DL Oshane Ximines, Old Dominion
 DL Darian Yancey, Southern Miss
 LB Ocie Rose, Florida Atlantic
 LB Azeez Al-Shaair, Florida Atlantic
 LB Darius Harris, Middle Tennessee
 DB Jalen Young, Florida Atlantic
 DB Michael Lewis, UTEP
 DB Nate Brooks, North Texas
 DB Justin Bickham, Rice

SPECIAL TEAMS

K Chris Kirtley, Old Dominion
 P Jake Collins, WKU
 KR Austin Walter, Rice
 PR Warren Redix, UTEP
 LS Casey Winner, Florida Atlantic

2014

OFFENSE

QB Alex McGough, FIU
 RB Alex Gardner, FIU
 RB Ray Lawry, Old Dominion

OL Will Hernandez, UTEP
 OL Reggie Bain, Florida Atlantic
 OL Derek Elmendorph, UTEP
 OL Brandon Ray, WKU
 OL Darius Garcia, Old Dominion
 TE Ryan Yurachek, Marshall
 WR Angelo Jean-Louis, Marshall
 WR Carlos Henderson, Louisiana Tech

DEFENSE

DL Graysen Schantz, Rice
 DL Deldrick Canty, Louisiana Tech
 DL Bunmi Rotimi, Old Dominion
 DL Derik Overstreet, WKU
 LB Alvin Jones, UTEP
 LB Anthony Wint, FIU
 LB DJ Sanders, Middle Tennessee
 DB Antavis Rowe, Marshall
 DB Sedrick Cooper, Louisiana Tech
 DB Kishawn McClain, North Texas
 DB Christian Byrum, Old Dominion
 DB Cornell Armstrong, Southern Miss

SPECIAL TEAMS

K Trevor Moore, North Texas
 P Jarrett Cervi, Old Dominion
 KR Carlos Henderson, Louisiana Tech
 PR Kylen Towner, WKU

2013

OFFENSE

QB Nick Mullens, Southern Miss
 RB Jordan Howard, UAB
 RB Aaron Jones, UTEP
 OL Jordan Budwig, FIU
 OL Josh Chester, Middle Tennessee
 OL Dylan Foxworth, Tulsa
 OL Kaydon Kirby, North Texas
 OL Michael Selby, Marshall
 OL Cameron Tom, Southern Miss
 TE Jonnu Smith, FIU
 WR Isaiah Jones, East Carolina
 WR Tyre'oune Holmes, Southern Miss

DEFENSE

DL Codie Brooks, UTSA
 DL Jimal McBride, Middle Tennessee
 DL Demetri McGill, East Carolina
 DL Gary Thompson, Marshall
 LB Stefan Houston, Marshall
 LB Nico Marley, Tulane
 LB Dayon Pratt, East Carolina
 DB A.J. Leggett, Marshall
 DB Corey Tindal, Marshall
 DB Darnell Walker, Tulsa
 DB Xavier Woods, Louisiana Tech

SPECIAL TEAMS

K Kyle Fischer, Louisiana Tech
 P Blake Macek, North Texas
 KR Tevin King, Louisiana Tech

2012

OFFENSE

QB Austin Brown, UAB
 RB Kevin Grooms, Marshall
 RB Luke Turner, Rice
 OL Cameron Dees, Marshall
 OL Taylor Fallin, Memphis
 OL Caleb Williams, Rice
 OL Taylor Lasecki, SMU
 OL Cameron Blankenship, UAB
 TE Alan Cross, Memphis
 WR Deontay Greenberry, Houston
 WR Larry McDuffey, Houston
 WR Breshad Perriman, UCF

DEFENSE

DL Ricky Hunter, Memphis
 DL Christian Covington, Rice
 DL Derrick Alexander, Tulsa
 DL Deion Green, UCF
 LB Montese Overton, East Carolina
 LB D.J. Hunter, Marshall
 LB Trent Martin, Tulsa
 DB Trevon Stewart, Houston
 DB Shakiel Randolph, SMU
 DB Darion Monroe, Tulane
 DB Lorenzo Doss, Tulane

SPECIAL TEAMS

K Daniel Schwarz, Tulsa
 P Tyler Williams, Marshall



KR Autrey Golden, UTEP
PR Dennis Parks, Rice
LS Rey Higuera, Tulsa

2011

OFFENSE

QB Blake Bortles, UCF
RB Travon Van, Marshall
RB Jamal Woodyard, Southern Miss
OL Rowdy Harper, Houston
OL Chris Jasperse, Marshall
OL Drew Carroll, Rice
OL Torrian Wilson, UCF
OL Jarel Watkins, UTEP
TE Eric Tomlinson, UTEP
WR Justin Hardy, East Carolina
WR J.J. Worton, UCF

DEFENSE

DL Eric Braswell, Houston
DL Rakeem Nunez, Southern Miss
DL Michael Pierce, Tulane
DL Brentom Todd, Tulsa
LB Jeremy Grove, East Carolina
LB Derrick Mathews, Houston
LB Troy Gray, UCF
DB Bryce Callahan, Rice
DB Tray Becton-Martin, Southern Miss
DB Kwame Sexton, Tulsa
DB Clayton Geathers, UCF

SPECIAL TEAMS

K Ty Long, UAB
P Cole Way, Tulsa
KR Rannell Hall, UCF
PR Mario Hull, Rice

2010

OFFENSE

QB Jeff Godfrey, UCF
RB Kendrick Hardy, Southern Miss
RB Orleans Darkwa, Tulane
OL Grant Harner, East Carolina
OL Ricky Hart, Memphis
OL Stetson Burnett, Tulsa
OL Justin McCray, UCF
OL Jordan McCray, UCF
TE Zeke Walters, Southern Miss
WR Thomas Roberson, Tulsa
WR Jackie Williams, UAB

DEFENSE

DL Marques Aiken, Marshall
DL Khyri Thornton, Southern Miss
DL Victor Gray, UCF
DL Germard Reed, UTEP
LB Efreem Oliphant, Houston
LB Shawn Jackson, Tulsa
LB Cody Wilson, Tulsa
DB Mohammed Seisay, Memphis
DB Alex Walters, Southern Miss
DB Deron Wilson, Southern Miss
DB Marco Nelson, Tulsa
DB Jordan Ozeritities, UCF

SPECIAL TEAMS

K Chris Boswell, Rice
K Cairo Santos, Tulane
P Tom Hornsey, Memphis
KR Darryl Fields, SMU

2009

OFFENSE

QB Kyle Padron, SMU
RB Charles Sims, Houston
RB Charles Ross, Rice
OL Jamie McCoy, Memphis
OL Zack Morgan, Tulane
OL Trent Dupy, Tulsa
OL Chris Hubbard, UAB
OL Theo Goins, UCF
TE Vance McDonald, Rice
WR Antavious Wilson, Marshall
WR Darius Johnson, SMU
WR Ricky Johnson, Tulsa

DEFENSE

DL Michael Brooks, East Carolina
DL Zeke Riser, Houston
DL Dontari Poe, Memphis
DL Cory Dorris, Tulsa
LB Phillip Steward, Houston
LB Taylor Reed, SMU

LB Shakiel Smith, Tulane
LB Daniel White, UAB
DB Kevin Gaddis, Rice
DB Dexter McCoil, Tulsa
DB Josh Robinson, UCF
DB Deshawn Grayson, UTEP

SPECIAL TEAMS

K Matt Hogan, Houston
P Peter Boehme, Southern Miss
KR Marlon McClure, UTEP
PR Tracy Lampley, Southern Miss
LS Taylor Klein, UAB

2008

OFFENSE

QB Austin Davis, Southern Miss
RB Bryce Beall, Houston
RB Brynn Harvey, UCF
OL Chris Thompson, Houston
OL C.J. Wood, Marshall
OL Ronald Leary, Memphis
OL Tyler Holmes, Tulsa
WR Tyron Carrier, Houston
WR DeAndre Brown, Southern Miss
WR Damaris Johnson, Tulsa

DEFENSE

DL Terrance Pope, Southern Miss
DL Arnaud Gascon-Nadon, Rice
DL Dedrick Jones, Southern Miss
DL Bernard Obi, UTEP
LB Marcus McGraw, Houston
LB Corey Williams, Southern Miss
LB Jamie Irving, UTEP
DB Emmanuel Davis, East Carolina
DB DeQuan Bemby, Marshall
DB Travis Bradshaw, Rice
DB DeAndre Brown, Tulsa

SPECIAL TEAMS

PK Tyler Warner, Marshall
P Kyle Martens, Rice
KR Tyron Carrier, Houston
PR Tyron Carrier, Houston
LS Charley Hughlett, UCF

2007

OFFENSE

QB Case Keenum, Houston
QB Trevor Vittatoe, UTEP
RB Darius Marshall, Marshall
RB Charles Clay, Tulsa
OL D.J. Scott, East Carolina
OL Josh Evans, Marshall
OL Dominik Riley, Memphis
OL Scott Mitchell, Rice
OL Andrew Nierman, Tulane
OL Jah Reid, UCF
TE Jeffrey Anderson, UAB
WR James Casey, Rice
WR Trae Johnson, Tulsa

DEFENSE

DL Linval Joseph, East Carolina
DL Scott Soloman, Rice
DL Justin Smart, SMU
DL Bruce Miller, UCF
LB Mike Tashman, UAB
LB Derrick Hallman, UCF
LB Darius Nall, UCF
DB Travis Simmons, East Carolina
DB Loyce Means, Houston
DB C.J. Bailey, USM
DB Chico Hunter, USM

SPECIAL TEAMS

PK Justin Estes, Southern Miss
P Kyle Peterson, UTEP
KR Trae Johnson, Tulsa
PR Dwayne Harris, East Carolina
LS Keenan Bratcher, Memphis

2006

OFFENSE

QB Justin Willis, SMU
RB Damion Fletcher, Southern Miss
RB James Mapps, SMU
OL Terrence Campbell, East Carolina
OL Jeramy DeVane, UCF
OL Cory Dowless, East Carolina
OL Nick Landry, Tulane
OL Jake Seitz, UAB

TE Cody Slate, Marshall
WR Emmanuel Sanders, SMU
WR Duke Calhoun, Memphis
WR Rashad Slaughter, UAB

DEFENSE

DL Anthony Egbuniwe, Tulsa
DL Greg Terrell, Memphis
DL Troy Wilson, Tulane
DL Scotty Robinson, East Carolina
LB Van Eskridge, East Carolina
LB Terrance Garmon, Rice
LB Gerald McRath, Southern Miss
DB Zearrick Matthews, Marshall
DB Bryan McCann, SMU
DB Eddie Hicks, Southern Miss
DB Braxton Amy, UTEP
DB Brandon Brinkley, Houston

SPECIAL TEAMS

PK Clark Fangmeier, Rice
KR Emmanuel Sanders, SMU
PR Rashad Slaughter, UAB
LS Sam Bennett, SMU

2005

OFFENSE

QB Chase Clement, Rice
RB DeMyron Martin, SMU
RB Kevin Smith, UCF
OL Brandon Pearce, Memphis
OL Austin Wilkinson, Rice
OL Michael Parenton, Tulane
OL L.J. Anderson, UCF
OL Patrick Brown, UCF
OL Robby Felix, UTEP
TE Shawn Nelson, Southern Miss
WR Maurice Jones, Memphis
WR Jarett Dillard, Rice
WR Cary Koch, Tulane

DEFENSE

DL Cody Pree, Houston
DL Phillip Hunt, Houston
DL Albert McClellan, Marshall
DL Moton Hopkins, Tulsa
DL James Olalekan, UTEP
LB Cody Lubojasky, Houston
LB Kris Guyton, UAB
LB Jordan Richards, UCF
DB Kenneth Fontenette, Houston
DB Roy Roberts, Tulsa
DB Joe Burnett, UCF
DB Jason Venson, UCF

SPECIAL TEAMS

PK Ben Bell, Houston
P Marty Biagi, Marshall
KR Jessie Henderson, SMU
PR Joe Burnett, UCF

2004

OFFENSE

QB Brian Brohm, Louisville
RB Matt Forte, Tulane
RB Chris Johnson, East Carolina
OL Byron Alfred, Houston
OL SirVincent Rogers, Houston
OL Chris Clark, Southern Miss
OL Aryan Barto, Tulane
TE Doug Jones, Cincinnati
WR Jeremy Trimble, Army
WR Donnie Avery, Houston
WR Johnny Peyton, USF

DEFENSE

DL Anthony Hoke, Cincinnati
DL Martavious Prince, Southern Miss
DL Tommy Blake, TCU
DL Antonio Harris, Tulane
LB Durwin Lamb, East Carolina
LB Greg Hinds, Memphis
LB Ben Moffit, USF
DB Caleb Campbell, Army
DB Rocky Schwartz, Houston
DB Danny Verpaele, USF
DB Durrell Fuqua, UAB

SPECIAL TEAMS

PK Arthur Carmody, Louisville
KR Chris Johnson, East Carolina
PR Travis Williams, East Carolina

2003

OFFENSE

QB Kevin Kolb, Houston
RB Michael Bush, Louisville
RB Robert Merrill, TCU
OL Blake Butler, Memphis
OL Travis Cooley, Southern Miss
OL Renardo Foster, Louisville
OL Derek Rogers, Tulane
OL Herbert Taylor, TCU
TE Josh Coffman, East Carolina
WR Leonard Gibson, Houston
WR Cory Rodgers, TCU

DEFENSE

DL Greg Casnave, Southern Miss
DL Billy Harrison, Tulane
DL Marquay Love, Houston
DL Jermaine McElveen, UAB
LB Kelvin Johnson, Tulane
LB Wade Koehl, Houston
LB Stephen Nicholas, USF
DB William Gay, Louisville
DB Erode Jean, East Carolina
DB Israel Route, Tulane
DB Ricky Wilson, Houston

SPECIAL TEAMS

PK Darren McCaleb, Southern Miss
P Ryan Dougherty, East Carolina
KR Ricky Wilson, Houston
PR Cory Rodgers, TCU

2002

OFFENSE

QB Darrell Hackney, UAB
RB Lonta Hobbs, TCU
RB DeAngelo Williams, Memphis
OL Travis Leffew, Louisville
OL Chris McGee, Tulane
OL Roy Swan, Houston
OL Matt Traina, Tulane
OL Joel Yakovac, Cincinnati
TE John Doucette, Memphis
WR Joshua Tinch, Louisville
WR Damarcus Davis, Tulane

DEFENSE

DL Matthew Bentley, Houston
DL Kade Lane, Houston
DL Ranorris Ray, TCU
DL Guy Whimper, East Carolina
LB Anthony Cannon, Tulane
LB Chris Moore, East Carolina
DB Julius Wainwright, UAB
DB O.C. Collins, Memphis
DB John Eubanks, Southern Miss
DB Reicko Jones, East Carolina
DB Sean Lucas, Tulane

SPECIAL TEAMS

PK Stephen Gostkowski, Memphis
P Chet Ervin, Cincinnati
KR Broderick Clark, Louisville

2001

OFFENSE

QB Gino Guidugli, Cincinnati
RB Theron Dudley, UAB
RB James Walley, Southern Miss
OL Andy Galloway, UAB
OL Drew Harmon, Memphis
OL Jeremy Parquet, Southern Miss
OL Myron Powe, Southern Miss
OL Kyle Takavitz, Cincinnati
TE Bobby Hoover, Tulane
WR Chris Johnson, Southern Miss
WR Darron White, Memphis

DEFENSE

DL Jay Ashton, Tulane
DL Andre Frazier, Cincinnati
DL Bobby Leffew, Louisville
DL Skylor Magee, Southern Miss
LB Tra Boger, Tulane
LB Brandon Spincer, Tulane
LB Darrius Taylor, UAB
DB Ronnie Gallishaw, Louisville
DB Marvin Godbolt, TCU
DB Doug Monaghan, Cincinnati
DB Jermain Woodard, Houston

SPECIAL TEAMS

PK Nick Hayes, UAB
P James Gaither, Memphis
RS Marvin Townes, East Carolina

2000**OFFENSE**

QB J.P. Losman, Tulane
RB Jeremiah Bonds, Memphis
RB Mewelde Moore, Tulane
OL Brendon Drysdale, Tulane
OL Jim Hicks, Southern Miss
OL Al James, Houston
OL Brian Rimpf, East Carolina
OL Josh Shneyderov, Cincinnati
TE Richard Owens, Louisville
WR Kenneth Johnson, Southern Miss
WR Roydell Williams, Tulane

DEFENSE

DL Odene Brathwaite, Army
DL Lonnie Crayton, Tulane
DL Terrell Paul, Southern Miss
DL Josh Tubbs, Houston
DL Dewayne White, Louisville
LB Rod Davis, Southern Miss
LB Vonta Leach, East Carolina
LB Coot Terry, Memphis
DB Greg Brooks, Southern Miss
DB Jason Brown, Memphis
DB Lynaris Elpheage, Tulane
DB Heard Robinson, Houston

SPECIAL TEAMS

K Wade Tydlacka, Louisville
RS Kenneth Johnson, Southern Miss

1999**OFFENSE**

QB Travis Anglin, Memphis
RB P.J. Mays, Cincinnati
RB Jeff "Sugar" Sanders, Memphis
OL Jeremy Bridges, Southern Miss
OL Trey Eyre, Memphis
OL Josh Gardner, Cincinnati
OL Zeb Landers, Southern Miss
OL Torrin Tucker, Southern Miss
TE Buck Miciotto, Southern Miss
WR LaDaris Vann, Cincinnati
WR Brandon Middleton, Houston

DEFENSE

DL Derrick Adams, Cincinnati
DL Floyd Dorsey, Tulane
DL Michael Josiah, Louisville
DL Chad Lee, Louisville
LB Michael Brown, Louisville
LB Jason Frazier, Army
LB Joe Henley, Southern Miss
DB Anthony Adams, East Carolina
DB Quentin Brown, Tulane
DB Ivan Fields, Houston
DB Anthony Floyd, Louisville

SPECIAL TEAMS

K Seth Marler, Tulane
K Kevin Miller, East Carolina
P Chris Sivori, Louisville

1998**OFFENSE**

QB David Garrard, East Carolina
RB DeMarco McCleskey, Cincinnati
RB Derrick Nix, Southern Miss
OL Kirt Doolin, Cincinnati
OL Artis Hicks, Memphis
OL Corey Sewell, Tulane
OL David Sherrod, Memphis
OL Torie Taulli, Tulane
TE Jonathan Pritchett, Houston
WR Terrell Harris, Tulane
WR Zander Robinson, Tulane

DEFENSE

DL Andre Arnold, Memphis
DL Ryan Brewer, Tulane
DL Jeremy Griffith, Houston
DL Ben Peining, Cincinnati
LB Pernell Griffin, East Carolina
LB Arthur Gissendanner, Houston
LB Tony Stallings, Louisville
DB Danny Adams, Cincinnati
DB Idrees Bashir, Memphis
DB Meldon Barnes, Tulane

DB Jason Parker, Houston

SPECIAL TEAMS

PK Ryan White, Memphis
P Adam Wulfeck, Cincinnati
RS Leif Penn, Houston

1997**OFFENSE**

QB Jason McKinley, Houston
RB Toney Converse, Tulane
RB Jamie Wilson, East Carolina
OL James Bell, East Carolina
OL Josh Lovelady, Houston
OL Joe O'Shaughnessy, Louisville
OL Bernard Robertson, Tulane
OL Charles Caldwell, Tulane
TE Reid Hedgepeth, Memphis
WR Marcellus Harris, East Carolina
WR Orlando Iglesias, Houston

DEFENSE

DL Braxton Anderson, Louisville
DL Marcus Bell, Memphis
DL DeQuincy Scott, Southern Miss
DL John Nix, Southern Miss
LB Rashad Harris, Louisville
LB Bud Herring, Louisville
LB Kamal Shakir, Memphis
DB DeJuan Gossett, Cincinnati
DB Corey Jones, Tulane
DB Warren St. Junious, Tulane
DB Kendall Williams, Houston

SPECIAL TEAMS

PK Jason Mammarella, Cincinnati
RS Marcellus Harris, East Carolina

1996**OFFENSE**

QB Chris Redman, Louisville
RB Robert Cooper, Cincinnati
RB Ketric Sanford, Houston
OL Ken Biggs, Cincinnati
OL Shederick Blackmon, Southern Miss
OL Anthony Byrd, Louisville
OL Tavares Middlebrooks, Memphis
OL Truett Novosad, Houston
TE Scott Regimbald, Houston
WR Damien Dodson, Memphis
WR Sherrod Gideon, Southern Miss

DEFENSE

DL Mike Gantous, Louisville
DL Derrick Kennedy, Louisville
DL Mike Knepper, Houston
DL Adalius Thomas, Southern Miss
LB Micah Malone, Houston
LB Caspor Stiles, Memphis
LB Derrick Perry, Tulane
DB Courtney Dinkins, Louisville
DB Kevin Dukes, Tulane
DB William Fields, Houston
DB Mike McKenzie, Memphis

SPECIAL TEAMS

SP Jamie Purser, Southern Miss
RS Ketric Sanford, Houston

PLAYERS OF THE WEEK**2016****OFFENSE**

Offense
S5 Mike White, QB, WKU
S12 Trent Taylor, WR, Louisiana Tech
S19 I'Tavius Mathers, RB, Middle Tennessee
S26 I'Tavius Mathers, RB, Middle Tennessee
O3 Allenzae Stiggers, WR, Southern Miss
O10 Hasaan Klugh, QB, Charlotte
O17 Carlos Henderson, WR, Louisiana Tech
O24 I'Tavius Mathers, RB, Middle Tennessee
O31 Brent Stockstill, QB, Middle Tennessee
N7 Devin Singletary, RB, Florida Atlantic
N14 Taywan Taylor, WR, WKU
N21 David Washington, QB, Old Dominion
N28 Richie James, WR, Middle Tennessee
Aaron Jones, RB, UTEP

DEFENSE

S5 Xavier Woods, S, Louisiana Tech
S12 Anthony Wilson, LB, Old Dominion

S19 Shaquille Huff, DT, Middle Tennessee
S26 Kishawn McClain, S, North Texas
O3 Anthony Wint, LB, FIU
O10 Josiah Taauefa, LB, UTSA
O17 Anthony Wint, LB, FIU
O24 Eric Jenkins, CB, North Texas
O31 D.J. Sanders, LB, Middle Tennessee
N7 Terrance Winchester, DB, Charlotte
N14 TJ Ricks, LB, Old Dominion
N21 Nate Brooks, DB, North Texas
N28 Picasso Nelson, Jr., DB, Southern Miss

SPECIAL TEAMS

S5 Parker Shaunfield, K, Southern Miss
S12 Allenzae Stiggers, KR, Southern Miss
S19 Nacarius Fant, KR/PR, WKU
S26 Tyler Wilson, KR, North Texas
O3 Nacarius Fant, KR/PR, WKU
O10 Jonathan Barnes, K, Louisiana Tech
O17 Skyler Simcox, K, WKU
O24 Canon Rooker, K, Middle Tennessee
O31 Kaare Vedvik, P, Marshall
N7 Juwan Foggie, WR, Charlotte
N14 Carlos Henderson, KR, Louisiana Tech
N21 Trevor Moore, K, North Texas
N28 Kylen Towner, KR, WKU

2015**OFFENSE**

S7 Ray Lawry, RB, Old Dominion
S14 Brandon Doughty, QB, WKU
S21 Jalen Richard, RB, Southern Miss
S28 Brandon Doughty, QB, WKU
O5 Nick Mullens, QB, Southern Miss
O12 Brandon Doughty, QB, WKU
O19 Zach Pascal, WR, Old Dominion
O26 Alex McGough, QB, FIU
N2 Anthony Wales, RB, WKU
N9 Kenneth Dixon, RB, Louisiana Tech
N16 Nick Mullens, QB, Southern Miss
N23 Brent Stockstill, QB, Middle Tennessee
N30 Brandon Doughty, QB, WKU

DEFENSE

S7 Tiquan Lang, S, Marshall
S14 Marcus Ward, S, WKU
S21 Jeremy Cutrer, S, Middle Tennessee
S28 Ocie Rose, CB, Florida Atlantic
O5 Michael Egwuagu, S, UTSA
O12 Gary Thompson, DL, Marshall
O19 TJ Ricks, LB, Old Dominion
O26 Bryson Abraham, CB, Louisiana Tech
N2 Kishawn McClain, S, North Texas
N9 Mike Wakefield, DT, FIU
N16 Fellonte Misher, S, Old Dominion
N23 Trey Hendrickson, DE, Florida Atlantic
N30 Nick Holt, LB, WKU

SPECIAL TEAMS

S7 Blake Brewer, K, Charlotte
S14 Kylen Towner, KR/PR, WKU
S21 Jaquan White, PR, UTEP
S28 Tyler Williams, P, Marshall
O5 Jonathan Barnes, K, Louisiana Tech
O12 Jonathan Barnes, K, Louisiana Tech
O19 Stephen Brauchle, K, Southern Miss
O26 Jalen Richard, KR, Southern Miss
N2 Chad Davis, DB, North Texas
N9 Jeremy Cutrer, DB, Middle Tennessee
N16 Deandre Reaves, KR/PR, Marshall
N23 Garrett Schwettman, K, WKU
N30 Deandre Reaves, KR/PR, Marshall

2014**OFFENSE**

S1 Brandon Doughty, QB, WKU
S8 Kenneth Dixon, RB, Louisiana Tech
S15 Brandon Doughty, QB, WKU
S22 Taylor Heinicke, QB, Old Dominion
S29 Jaquez Johnson, QB, Florida Atlantic
O6 Devon Johnson, RB, Marshall
O13 Rakeem Cato, QB, Marshall
Cody Clements, QB, UAB
O20 Carlos Harris, WR, North Texas
O27 Devon Johnson, RB, Marshall
N3 Cody Sokol, QB, Louisiana Tech
N10 Brandon Doughty, QB, WKU
N17 Leon Allen, RB, WKU
N24 Reggie Whatley, RB, Middle Tennessee
D1 Brandon Doughty, QB, WKU

DEFENSE

S1 Jens Jeters, LB, UTSA

S8 Wonderful Terry, DB, WKU
S15 D.J. Simon, LB, Old Dominion
S22 Dasman McCullum, DL, Southern Miss
S29 Richard Leonard, DB, FIU
O6 Richard Leonard, DB, FIU
O13 Robert Singletary, DE, UTSA
O20 Terrell Pinson, S, Louisiana Tech
O27 Jermaine Holmes, LB, Marshall
N3 Zach Patt, DE, Rice
N10 Wonderful Terry, DB, WKU
N17 Davison Colimon, LB, FIU
N24 Neville Hewitt, LB, Marshall
D1 Wesley Miller, DB, UTEP

SPECIAL TEAMS

S1 Richard Leonard, PR, FIU
S8 Trevor Moore, K, North Texas
S15 Cody Clark, K, Middle Tennessee
S22 Darvin Kidsy, PR, North Texas
S29 Kevin Byard, PR, Middle Tennessee
O6 J.J. Nelson, RS, UAB
O13 Sean Ianno, K, UTSA
O20 Corey Acosta, K, Southern Miss
O27 J.J. Nelson, RS, UAB
N3 Autrey Golden, KR, UTEP
N10 J.J. Nelson, RS, UAB
N17 Sean Ianno, K, UTSA
N24 Richard Leonard, PR, FIU
D1 J.J. Nelson, RS, UAB

2013**OFFENSE**

S2 Shane Carden, QB, East Carolina
S9 Trey Watts, RB, Tulsa
S16 Derek Thompson, QB, North Texas
S23 Reggie Whatley, RB, Middle Tenn.
S30 Shane Carden, QB, East Carolina
O7 Jaquez Johnson, QB, Florida Atlantic
O14 Devin Powell, QB, Tulane
O21 Justin Hardy, WR, East Carolina
O28 Logan Kilgore, QB, Middle Tennessee
N4 Rakeem Cato, QB, Marshall
N11 Shane Carden, QB, East Carolina
N18 Charles Ross, RB, Rice
N25 Shane Carden, QB, East Carolina
Eric Soza, QB, UTSA
D2 Brandin Byrd, RB, North Texas
Nick Mullens, QB, Southern Miss

DEFENSE

S2 Zach Orr, LB, North Texas
S9 Michael Mudoh, S, Tulsa
S16 D'Joun Smith, CB, Florida Atlantic
S23 Dearnco Nolan, DE, Middle Tennessee
S30 Jordan Batiste, CB, Tulane
O7 Lorenzo Doss, CB, Tulane
O14 Derrick Strozier, DB, Tulane
O21 Zac Whitfield, CB, North Texas
O28 Sam Scofield, S, Tulane
N4 D'Joun Smith, CB, Florida Atlantic
N11 Adairius Barnes, DB, Louisiana Tech
N18 Christian Milstead, DB, Florida Atlantic
N25 Shawn Jackson, LB, Tulsa
D2 Gary Thompson, DL, Marshall

SPECIAL TEAMS

S2 Jamarcus Nelson, KR, UAB
S9 Carl Salazar, K, Tulsa
S16 Chris Boswell, K, Rice
S23 Brelan Chancellor, KR, North Texas
S30 Ty Long, K, UAB
O7 Derrick Strozier, DB, Tulane
O14 Cairo Santos, K, Tulane
O21 Chris Boswell, K, Rice
O28 Kyle Fischer, K, Louisiana Tech
N4 Brelan Chancellor, KR, North Texas
N11 Sean Ianno, K, UTSA
N18 Chris Boswell, K, Rice
N25 Cairo Santos, K, Tulane
D2 Mike Marshall, WR, North Texas

2012**OFFENSE**

S3 Nathan Jeffery, RB, UTEP
S10 David Piland, QB, Houston
S17 Nick Lamaison, QB, UTEP
S24 Taylor McHargue, QB, Rice
O1 Tommy Shuler, WR, Marshall
O8 Charles Sims, RB, Houston
O15 Shane Carden, QB, East Carolina
O22 Latavius Murray, RB, UCF
O29 Ryan Griffin, QB, Tulane
N5 Shane Carden, QB, East Carolina
Rakeem Cato, QB, Marshall

PRO FOOTBALL HALL OF FAME

Terry Bradshaw, QB, Louisiana Tech
Fred Dean, DE, Louisiana Tech
Willie Roaf, OT, Louisiana Tech
Frank Gatski, OL, Marshall
Brett Favre, QB, Southern Miss
Ray Guy, P, Southern Miss
Don Maynard, WR, UTEP

COLLEGE FOOTBALL HALL OF FAME

Joe Aillet, Coach, Louisiana Tech
William Dietz, Coach, Louisiana Tech
Terry Bradshaw, QB, Louisiana Tech
Fred Dean, DE, Louisiana Tech
Willie Roaf, OT, Louisiana Tech
Mike Barber, WR, Marshall
Troy Brown, WR, Marshall
Jim Donnan, Coach, Marshall
Jackie Hunt, HB, Marshall
Michael Payton, QB, Marshall
Harry "Cy" Young, RB, Marshall
James Donnelly, Coach, Middle Tennessee
Buddy Dial, DE, Rice
John Heisman, Coach, Rice
Weldon Humble, OG, Rice
Tommy Kramer, QB, Rice
Dick Maegle, HB, Rice
Bill Wallace, RB, Rice
James Williams, DE, Rice
Jess Neely, Coach, Rice
Ray Guy, P, Southern Miss
Thad "Pie" Vann, Coach, Southern Miss

BILETNIKOFF AWARD WINNER

1997 Randy Moss, WR, Marshall
1998 Troy Edwards, WR, Louisiana Tech

DOAK WALKER AWARD WINNER

1991 Trevor Cobb, RB, Rice

LOU GROZA AWARD WINNER

2000 Jonathan Ruffin, K, Cincinnati*
2001 Seth Marler, K, Tulane*
2012 Cairo Santos, K, Tulane*

SAMMY BAUGH AWARD WINNER

2009 Case Keenum, QB, Houston
2011 Case Keenum, QB, Houston
2014 Brandon Doughty, QB, WKU

RAY GUY AWARD

Award given to the nation's top punter. Named after former Southern Miss punter Ray Guy, considered by many to be the greatest punter of all-time.

NATIONAL COACH OF THE YEAR WINNER

1996 Bob Pruett, Marshall
2005 George O'Leary, UCF*

*won while a member of C-USA

N12 Darrin Reaves, RB, UAB
N19 Keyarris Garrett, WR, Tulsa
N26 Shane Carden, QB, East Carolina

DEFENSE

S3 Jeremy Grove, LB, East Carolina
S10 Kenneth Acker, DB, SMU
S17 Montese Overton, LB, East Carolina
S24 Dexter McCoil, DB, Tulsa
O1 Chip Thompson, S, East Carolina
O8 Randall Joyner, LB, SMU
O15 Phillip Steward, LB, Houston
O15 DeAndre Brown, LB, Tulsa
O22 A.J. Bouye, DB, UCF
O29 D.J. Hayden, DB, Houston
N5 Troy Davis, LB, UCF

N12 Cory Dorris, DE, Tulsa
N19 DeAndre Brown, LB, Tulsa
N26 Ja'Gared Davis, LB, SMU

SPECIAL TEAMS

S3 Cameron Nwosu, LB, Rice
S10 Chris Boswell, K, Rice
S17 Trent Tignor, P, East Carolina
S24 Tyler Williams, P, Marshall
O1 Autrey Golden, KR, UTEP
O8 Quincy McDuffie, KR, UCF
O15 Matt Hogan, K, Houston
O22 Kevin Pope, LB, SMU
O29 Quincy McDuffie, KR, UCF
N5 Cairo Santos, K, Tulane
N12 Jackie Williams, PR, UAB

N19 Chris Boswell, K, Rice
N26 Jeremy Eddington, KR, Rice

2011

OFFENSE

S5 Case Keenum, QB, Houston
S12 Patrick Edwards, WR, Houston
S19 Case Keenum, QB, Houston
Ryan Griffin, QB, Tulane
S26 Reggie Bullock, RB, East Carolina
O3 Darius Johnson, WR, SMU
O10 Austin Davis, QB, Southern Miss
O17 J.J. McDermott, QB, SMU
O24 Dominique Davis, QB, East Carolina
O31 Case Keenum, QB, Houston
N7 Nick Fanuzzi, QB, Rice
N14 Charles Sims, RB, Houston
N21 G.J. Kinne, QB, Tulsa
N28 Case Keenum, QB, Houston

DEFENSE

S5 Cordarro Law, DL, Southern Miss
S12 George Carpenter, LB, Marshall
Ja'Gared Davis, LB, SMU
S19 Corey Williams, LB, Southern Miss
S26 Jamie Bender, S, UAB
O3 Tyson Gale, LB, Marshall
O10 Phillip Steward, LB, Houston
O17 Vinny Curry, DE, Marshall
O24 Marquese Wheaton, DB, Southern Miss
O31 Milton Howell, DB, Tulsa
N7 Cornelius Arnick, LB, Tulsa
N14 Shawn Jackson, LB, Tulsa
N21 Sammy Brown, LB, Houston
N28 Marcus McGraw, LB, Houston

SPECIAL TEAMS

S5 Robert Kelley, KR, Tulane
S12 Kase Whitehead, P, Marshall
S19 Nick Adams, KR, UAB
S26 Danny Hrapmann, K, Southern Miss
O3 Kase Whitehead, P, Marshall
O10 Marquese Wheaton, DB, Southern Miss
O17 Richard Crawford, PR, SMU
O24 Ty Long, K, UAB
O31 Tyron Carrier, KR, Houston
N7 Tracey Lampley, PR, Southern Miss
N14 Danny Hrapmann, K, Southern Miss
N21 Chris Boswell, K, Rice
N28 Kevin Fitzpatrick, K, Tulsa

2010

OFFENSE

S6 Dominique Davis, QB, East Carolina
S13 Bryce Beall, RB, Houston
S20 Bryan Ellis, QB, UAB
S27 Bryan Ellis, QB, UAB
O4 Kyle Padron, QB, SMU
O11 Kris Adams, WR, UTEP
O18 Dominique Davis, QB, East Carolina
O25 Casey Robottom, WR, Tulane
N1 Pat Shed, RB, UAB
Ronnie Weaver, RB, UCF
N8 Jeff Godfrey, QB, UCF
N15 G.J. Kinne, QB, Tulsa
N22 Austin Davis, QB, Southern Miss
N29 G.J. Kinne, QB, Tulsa

DEFENSE

S6 Trent Mackey, LB, Tulane
S13 Vinny Curry, DE, Marshall
S20 Darius Nall, DE, UCF
S27 Loyce Means, CB, Houston
O4 Dezman Moses, DE, Tulane
O11 Kemal Ishmael, FS, UCF
O18 Jamon Hughes, LB, Memphis
O25 Sammy Brown, LB, Houston
Darius Nall, DE, UCF
N1 Shawn Jackson, LB, Tulsa
N8 Josh Linam, LB, UCF
N15 Marco Nelson, DB, Tulsa
N22 Richard Crawford, DB, SMU
N29 Mario Harvey, LB, Marshall

SPECIAL TEAMS

S6 Matt Szymanski, K/P, SMU
S13 Kevin Fitzpatrick, K, Tulsa
S20 Tom Hornsey, P, Memphis
Deron Wilson, DB, Southern Miss
Dakota Warren, K, UTEP
O4 Jonathan Ginsburgh, P, Tulane
O11 Danny Hrapmann, K, Southern Miss
O18 Kyle Martens, P, Rice

O25 Tyron Carrier, KR, Houston
N1 Damaris Johnson, PR/KR, Tulsa
N8 Damaris Johnson, PR/KR, Tulsa
N15 Charles Ross, KR, Rice
N22 Quincy McDuffie, KR, UCF
N29 Francisco Llanos, KR, Southern Miss

2009

OFFENSE

S7 Joe Webb, QB, UAB
S14 Case Keenum, QB, Houston
S21 Emmanuel Sanders, WR, SMU
S28 Case Keenum, QB, Houston
O5 Donald Buckram, RB, UTEP
O12 Curtis Steele, RB, MEM
O19 Case Keenum, QB, Houston
O26 Donald Buckram, RB, UTEP
N2 Case Keenum, QB, Houston
N9 Case Keenum, QB, Houston
Donald Buckram, RB, UTEP
N16 Joe Webb, QB, UAB
N23 Martevious Young, QB, Southern Miss
Case Keenum, QB, Houston
N30 Trevor Vittatoe, QB, UTEP

DEFENSE

S7 Rock Dennis, DB, SMU
S14 Jamal Robinson, CB, Houston
S21 Albert McClellan, DE, Marshall
S28 David Hunter, DT, Houston
O5 Hiram Atwater, S, UAB
O12 Brandon Brinkley, CB, Houston
O19 DeAndre Brown, DB, Tulsa
O26 C.J. Cavness, LB, Houston
N2 Bruce Miller, DE, UCF
N9 Chase Kennemer, LB, SMU
N16 Emanuel Davis, DB, East Carolina
N23 Travis Bradshaw, S, Rice
N30 Bruce Miller, DE, UCF

SPECIAL TEAMS

S7 Damaris Johnson, KR/PR, Tulsa
S14 Michael Such, P, Tulsa
S21 Freddie Parham, WR/KR, Southern Miss
S28 Peter Boehme, P, Southern Miss
O5 Damaris Johnson, KR/PR, Tulsa
O12 Margus Hunt, DE, SMU
O19 Dwayne Harris, KR, East Carolina
O26 Tyron Carrier, KR, Houston
N2 Fendi Onubun, TE, Houston
N9 Matt Hogan, K, Houston
N16 Tracy Lampley, KR/PR, Southern Miss
N23 Dwayne Harris, KR, East Carolina
N30 Ben Hartman, K, East Carolina

2008

OFFENSE

S2 Patrick Pinkney, QB, East Carolina
S8 James Casey, WR/TE, Rice
S15 Patrick Pinkney, QB, East Carolina
S22 Darius Passmore, WR, Marshall
David Johnson, QB, Tulsa
S29 Chase Clement, QB, Rice
Jarett Dillard, WR, Rice
O6 Trevor Vittatoe, QB, UTEP
O13 Case Keenum, QB, Houston
O20 Brennan Marion, WR, Tulsa
O27 Curtis Steele, RB, Memphis
N3 James Casey, WR/TE, Rice
N10 Chase Clement, QB, Rice
N17 Case Keenum, QB, Houston
N24 Case Keenum, QB, Houston
Tarrion Adams, RB, Tulsa
D1 James Casey, WR/TE, Rice

DEFENSE

S2 Andrew Sendejo, FS, Rice
S8 Van Eskridge, DB, East Carolina
S15 C.J. Wilson, DL, East Carolina
S22 Charles Davis, DB, Tulsa
S29 Clinton McDonald, DL, Memphis
O6 Un'Tavious Scott, DE, Tulsa
O13 Phillip Hunt, DE, Houston
O20 Joe Henderson, LB, UAB
O27 James Lockett, S, Tulsa
N3 Maurice Kitchens, LB, Marshall
N10 Emmanuel Davis, DB, East Carolina
N17 Loyce Means, DB, Houston
N24 Travis Bradshaw, DB, Rice
D1 Gerald McRath, LB, Southern Miss

SPECIAL TEAMS

S2 T.J. Lee, WR, East Carolina
S8 Joe Burnett, DB, UCF

S15 Quinten Cotton, LB, East Carolina
 S22 Wesley Scourten, WR, Houston
 S29 Jose Martinez, PK, UTEP
 O6 Vinny Zaccario, PK, Memphis
 O13 Swayze Waters, PK/P, UAB
 O20 Damaris Johnson, WR/KR, Tulsa
 O27 Damaris Johnson, WR/KR, Tulsa
 N3 Jose Martinez, PK, UTEP
 N10 Ben Hartman, PK, East Carolina
 N17 Tyron Carrier, WR/KR, Houston
 N24 Kyle Peterson, P, UTEP
 D1 Swayze Waters, P/PK, UAB

2007

OFFENSE

S4 Kevin Smith, RB, UCF
 S10 Patrick Pinkney, QB, ECU
 S17 Paul Smith, QB, TLS
 S24 Matt Forté, RB, TLN
 O1 Marcus Thomas, RB, UTEP
 O8 Trevor Vittatao, QB, UTEP
 O15 Donnie Avery, WR, HOU
 O22 Matt Forté, RB, TLN
 O29 Kevin Smith, RB, UCF
 N5 Chris Johnson, RB, ECU
 Chase Clement, QB, Rice
 N12 Martin Hankins, QB, MEM
 Kevin Smith, RB, UCF
 N19 Damion Fletcher, RB, USM
 N26 Kevin Smith, RB, UCF

DEFENSE

S4 Quintin Demps, FS, UTEP
 S10 Will Dunbar, FS, UAB
 S17 Gerald McRath, LB, USM
 S24 Kenneth Fontenette, CB, HOU
 Jason Venson, FS, UCF
 O1 Nelson Coleman, LB, TLS
 O8 Andrew Sendejo, SS, Rice
 O15 Van Eskridge, FS, ECU
 O22 Rocky Schwartz, S, HOU
 Bruce Miller, DE, UCF
 O29 Nelson Coleman, LB, TLS
 N5 Phillip Hunt, DE, HOU
 N12 Chris Chamberlain, LB, TLS
 N19 Jake Kasser, LB, MEM
 N26 Cory Hogue, LB, UCF

SPECIAL TEAMS

S4 Michael Torres, PK, UCF
 S10 Thomas Morstead, P/PK, SMU
 S17 Swayze Waters, PK, UAB
 S24 T.J. Lawrence, PK, HOU
 O1 Donnie Avery, WR/KR, HOU
 O8 Chris Johnson, RB, ECU
 O15 Jose Martinez, PK, UTEP
 O22 Matt Reagan, PK, MEM
 O29 Jose Martinez, PK, UTEP
 N5 Justin Estes, PK, USM
 N12 Clark Fangmeier, PK, Rice
 N19 Kyhmest Williams, KR, UCF
 N26 Matt Reagan, PK, MEM

2006

OFFENSE

S5 Kevin Kolb, Houston
 S11 Johnnie Lee Higgins, UTEP
 S18 Damion Fletcher, Southern Miss
 Matt Forte', Tulane
 S25 Kevin Kolb, Houston
 O2 Chase Clement, Rice
 O9 Lester Ricard, Tulane
 O16 Jarett Dillard, Rice
 O23 Ahmad Bradshaw, Marshall
 O30 Lester Ricard, Tulane
 N6 Quinton Smith, Rice
 N13 Anthony Alridge, Houston
 N20 Ahmad Bradshaw, Marshall
 N27 Jarett Dillard, Rice

DEFENSE

S5 Quintin Demps, UTEP
 S11 Chris Felder, UAB
 S18 Kasey Ross, East Carolina
 S25 Moton Hopkins, Tulsa
 O2 Adrian Haywood, SMU
 O9 Joe Henderson, UAB
 O16 Devin Lowery, SMU
 O23 Marquay Love, Houston
 O30 Chris Chamberlain, Tulsa
 N6 Matt Couch, Marshall
 N13 Phillip Hunt, Houston
 N20 Israel Route, Tulane
 N27 Brian Raines, Rice

SPECIAL TEAMS

S5 Marquay Love, Houston
 S11 Ben Bell, Houston
 S18 Darren McCaleb, Southern Miss
 S25 Justin Laird, Houston
 O2 Jessie Henderson, SMU
 O9 Ryan Dougherty, East Carolina
 O16 Johnnie Lee Higgins, UTEP
 O23 Ben Bell, Houston
 O30 Chris Johnson, East Carolina
 N6 Jon Moravec, Marshall
 N13 Robert Lee, East Carolina
 N20 Clark Fangmeier, Rice
 N27 Michael Grandberry, Memphis

2005

OFFENSE

S6 James Pinkney, East Carolina
 S12 DeMyron Martin, SMU
 S19 Johnnie Lee Higgins, UTEP
 S26 Garrett Mills, Tulsa
 O3 DeAngelo Williams, Memphis
 O10 James Pinkney, East Carolina
 Jerad Romo, SMU
 O17 Dustin Almond, Southern Miss
 O24 DeAngelo Williams, Memphis
 O31 Mike Walker, UCF
 N7 Darrell Hackney, UAB
 N14 John Wall, Rice
 N21 Reggie Lindsey, UAB
 N28 James Pinkney, East Carolina

DEFENSE

S6 Thomas Howard, UTEP
 S12 Jamey Harper, SMU
 S19 Anthony Germany, Tulsa
 S26 Paul Carrington, UCF
 O3 Derek Clenin, Memphis
 O10 Joe Sturdivant, SMU
 O17 Pierre Parker, East Carolina
 O24 Bobby Klinck, Tulsa
 O31 Dennis Thornton, Marshall
 Augustus Ashley, UCF
 N7 Joe Sturdivant, SMU
 N14 Kade Lane, Houston
 N21 Jason Venson, UCF
 N28 Adrian Haywood, SMU

SPECIAL TEAMS

S6 Markeith McQueen, East Carolina
 S12 Brad DeVault, Tulsa
 S19 Reagan Schneider, UTEP
 S26 Sean Lucas, Tulane
 O3 Daren McCaleb, Southern Miss
 O10 Chris McMurtray, SMU
 O17 Ivan Clark, Marshall
 Ashlan Davis, Tulsa
 O24 Vincent Marshall, Houston
 O31 Chubb Small, Marshall
 N7 Reagan Schneider, UTEP
 N14 Matt Prater, UCF
 N21 Chris McMurtray, SMU
 N28 Stephen Gostkowski, Memphis

2004

OFFENSE

S7 Tye Gunn, TCU
 S13 Richard Hall, Cincinnati
 S20 Anthony Evans, Houston
 S27 Darrell Hackney, UAB
 O4 DeAngelo Williams, Memphis
 O11 Tielor Robinson, Army
 O18 Carlton Jones, Army
 O25 Lester Ricard, Tulane
 N1 James Pinkney, East Carolina
 N8 Gino Guidugli, Cincinnati
 N15 DeAngelo Williams, Memphis
 N22 Gino Guidugli, Cincinnati
 N29 Richard Irvin, Tulane
 D6 Stefan LeFors, Louisville

DEFENSE

S7 Kerry Rhodes, Louisville
 S13 Michael Boley, Southern Miss
 S20 Wesley Smith, Memphis
 S27 Trent Cole, Cincinnati
 O4 Michael Boley, Southern Miss
 O11 Jonathan Lewis, Army
 O18 Greg Washington, Army
 O25 Michael Boley, Southern Miss
 N1 Andre Frazier, Cincinnati
 N8 Will Gulley, Houston
 N15 Zac Woodfin, UAB

N22 Marvin Godbolt, TCU
 N29 Michael Boley, Southern Miss
 D6 Trevis Coley, Southern Miss

SPECIAL TEAMS

S7 Brent Moody, Louisville
 S13 Darren McCaleb, Southern Miss
 S20 Stephen Gostkowski, Memphis
 S27 Luke Johnson, Southern Miss
 O4 Reggie Lindsey, UAB
 O11 John Eubanks, Southern Miss
 O18 Darron White, Memphis
 O25 John Eubanks, Southern Miss
 N1 Chet Ervin, Cincinnati
 N8 Stephen Gostkowski, Memphis
 N15 Scott Wesley, Army
 N22 Nick Hayes, UAB
 N29 Montrell Jones, Louisville
 D6 Arthur Carmody, Louisville

2003

OFFENSE

S2 Ricky Madison, TCU
 S8 Danny Wimprine, Memphis
 S15 J.P. Losman, Tulane
 S22 Kevin Kolb, Houston
 S29 Richard Hall, Cincinnati
 O6 Brandon Middleton, Houston
 O13 Roddy White, UAB
 O20 Marvin Townes, East Carolina
 O27 Kevin Kolb, Houston
 DeAngelo Williams, Memphis
 N3 Danny Wimprine, Memphis
 N10 Stefan LeFors, Louisville
 N17 DeAngelo Williams, Memphis
 N24 Dustin Almond, Southern Miss
 D1 Anthony Evans, Houston

DEFENSE

S2 Lance Everson, Houston
 S8 Etric Pruitt, Southern Miss
 S15 Tra Boger, Tulane
 S22 Trent Cole, Cincinnati
 S29 Robert McCune, Louisville
 O6 Michael Boley, Southern Miss
 O13 Bo Schobel, TCU
 O20 Kerry Rhodes, Louisville
 Will Hyden, Memphis
 O27 Justin Whitmore, UAB
 N3 J.R. Reed, USF
 N10 Rod Davis, Southern Miss
 N17 Joe Clay, Houston
 N24 Wesley Smith, Memphis
 D1 J.R. Reed, USF

SPECIAL TEAMS

S2 Fred Smith, Tulane
 S8 Stephen Gostkowski, Memphis
 S15 Marvin Young, Southern Miss
 S22 Nick Browne, TCU
 S29 Nick Browne, TCU
 O6 John Eubanks, Southern Miss
 O13 Nick Browne, TCU
 O20 Nick Browne, TCU
 O27 Luke Johnson, Southern Miss
 N3 Jhun Cook, UAB
 N10 Marvin Young, Southern Miss
 N17 Nick Browne, TCU
 N24 Nick Hayes, UAB
 D1 Dustin Bell, Houston

2002

OFFENSE

S3 Gino Guidugli, Cincinnati
 S9 Derrick Nix, Southern Miss
 S16 Derrick Nix, Southern Miss
 S23 DeAngelo Williams, Memphis
 S30 Dave Ragone, Louisville
 O7 Art Brown, East Carolina
 O14 Darrell Hackney, UAB
 O21 Tye Gunn, TCU
 O28 Dave Ragone, Louisville
 J.P. Losman, Tulane
 N4 Lonta Hobbs, TCU
 N11 Joffrey Reynolds, Houston
 N18 Darrell Hackney, UAB
 N25 Melwede Moore, Tulane
 D2 Lonta Hobbs, TCU

DEFENSE

S3 Hanik Milligan, Houston
 S9 Rod Davis, Southern Miss
 S16 Kelly Hardy, East Carolina
 S23 Blue Adams, Cincinnati

S30 Antwan Peek, Cincinnati
 Etric Pruitt, Southern Miss
 O7 Chris Moore, East Carolina
 O14 Dewayne White, Louisville
 O21 Etric Pruitt, Southern Miss
 O28 Thurman Pearson, UAB
 N4 LaMarcus McDonald, TCU
 N11 Andre Frazier, Cincinnati
 N18 Chad Lee, Louisville
 N25 Travis Heath, East Carolina
 D2 Antwan Peek, Cincinnati

SPECIAL TEAMS

S3 Nick Browne, TCU
 S9 Lynaris Elpheage, Tulane
 S16 Dustin Bell, Houston
 S23 Damien Dorsey, Louisville
 S30 Nathan Smith, Louisville
 O7 LaTarence Dunbar, TCU
 O14 Seth Marler, Tulane
 O21 Mark Haulman, Southern Miss
 O28 Damien Dorsey, Louisville
 N4 Nick Browne, TCU
 N11 Broderick Clark, Louisville
 N18 Christshawn Gilliam, East Carolina
 N25 Seth Marler, Tulane
 D2 Dustin Bell, Houston

2001

OFFENSE

S4 Dave Ragone, Louisville
 S10 Gino Guidugli, Cincinnati
 S24 Jeff Aaron, UAB
 O1 Corey Connally, TCU
 O8 Melwede Moore, Tulane
 O15 Dante Brown, Memphis
 Patrick Ramsey, Tulane
 O22 Sean Stilley, TCU
 O29 C.J. Young, Army
 N5 Dave Ragone, Louisville
 N12 Leonard Henry, East Carolina
 N19 Deion Branch, Louisville
 N26 Jon Olinger, Cincinnati
 D3 Ardell Daniels, Army
 Gino Guidugli, Cincinnati

DEFENSE

S4 Pernel Griffin, East Carolina
 S10 Charlie Owens, TCU
 S24 Greg LeFever, East Carolina
 O1 Charlie Owens, TCU
 O8 Derrick Ballard, Memphis
 O15 Wesley Heath, Tulane
 O22 Antwan Peek, Cincinnati
 O29 Michael Brown, Louisville
 N5 Dewayne White, Louisville
 N12 Christshawn Gilliam, East Carolina
 N19 Dewayne White, Louisville
 N26 LaMarcus McDonald, TCU
 D3 Antwan Peek, Cincinnati

SPECIAL TEAMS

S4 Nick Browne, TCU
 S10 Marvin Townes, East Carolina
 S24 Rhett Gallego, UAB
 O1 Mark Haulman, Southern Miss
 O8 Adam Wulfbeck, Cincinnati
 O15 Antwan Peek, Cincinnati
 O22 Kevin Miller, East Carolina
 O29 Wade Tydlacka, Louisville
 N5 Jonathan Ruffin, Cincinnati
 N12 Anthony Floyd, Louisville
 N19 Zek Parker, Louisville
 N26 Nick Browne, TCU
 D3 Omari Thompson, Army

2000

OFFENSE

S5 Tony Stallings, Louisville
 S11 Brandon Middleton, Houston
 S18 Joffrey Reynolds, Houston
 S25 Patrick Ramsey, Tulane
 O2 Melwede Moore, Tulane
 O9 Dave Ragone, Louisville
 O16 Leonard Henry, East Carolina
 O23 Michael Wallace, Army
 O30 Dave Ragone, Louisville
 N6 Dave Ragone, Louisville
 N13 Patrick Ramsey, Tulane
 N20 Patrick Ramsey, Tulane

DEFENSE

S5 Kelly Hardy, East Carolina
 S11 Troy Evans, Cincinnati

S18 Ray Walls, Southern Miss
 S25 Idrees Bashir, Memphis
 O2 Leo Barnes, Southern Miss
 O9 Kamal Shakir, Memphis
 O16 Rashad Harris, Louisville
 O23 Wayne Rogers, Houston
 O30 Roy Magee, Southern Miss
 Wayne Rogers, Houston
 N6 Anthony Floyd, Louisville
 N13 Ivan Fields, Cincinnati
 N20 Gerry Ruff, Cincinnati

SPECIAL TEAMS

S5 Jonathan Ruffin, Cincinnati
 S11 Jason Mammarelli, Cincinnati
 S18 Ryan White, Memphis
 S25 Casey Roussel, Tulane
 Rhett Gallego, UAB
 O2 Rhett Gallego, UAB
 O9 Roxie Shelvin, Tulane
 O16 Mark Haulman, Southern Miss
 O23 Kevin Miller, East Carolina
 O30 Rhett Gallego, UAB
 N6 Omari Thompson, Army
 N13 Keith Stokes, East Carolina
 N20 Jonathan Ruffin, Cincinnati

1999

OFFENSE

S7 Chris Redman, Louisville
 S13 Patrick Ramsey, Tulane
 S20 Patrick Ramsey, Tulane
 S27 David Garrard, East Carolina
 O4 David Garrard, East Carolina
 O11 Michael Wallace, Army
 O18 Ketric Sanford, Houston
 O25 Lavell Boyd, Louisville
 N1 Robert Cooper, Cincinnati
 N8 Ketric Sanford, Houston
 N15 Jason McKinley, Houston
 N22 David Garrard, East Carolina

DEFENSE

S7 Mike James, Houston
 S13 Forrest Foster, East Carolina
 S20 Eddie Johnson, Cincinnati
 S27 T.J. Slaughter, Southern Miss
 O4 Pernel Griffin, East Carolina
 O11 Leo Barnes, Southern Miss
 O18 Leo Barnes, Southern Miss
 Wayne Rogers, Houston
 O25 Adalius Thomas, Southern Miss
 N1 Anthony Adams, East Carolina
 N8 Rodregis Brooks, UAB
 N15 Marcus Bell, Memphis
 N22 Ty Trahan, Southern Miss

SPECIAL TEAMS

S7 Kevin Miller, East Carolina
 S13 Roy Magee, Southern Miss
 S20 Andrew Bayes, East Carolina
 S27 Ryan White, Memphis
 O4 Kevin Miller, East Carolina
 O11 Ryan White, Memphis
 O18 Seth Marler, Tulane
 O25 Andrew Bayes, East Carolina
 N1 Ryan White, Memphis
 N8 Jake Arians, UAB
 N15 Keith Stokes, East Carolina
 N22 Brent Hanna, Southern Miss

1998

OFFENSE

S7 P.J. Franklin, Tulane
 S14 Shaun King, Tulane
 S21 Leroy Collins, Louisville
 S28 Chris Redman, Louisville
 O5 Chris Redman, Louisville
 O12 Derrick Nix, Southern Miss
 O19 Chris Redman, Louisville
 O26 Shaun King, Tulane
 N2 Leroy Collins, Louisville
 N9 Shaun King, Tulane
 N16 Chris Redman, Louisville
 N23 David Garrard, East Carolina

DEFENSE

S7 Brett Timmons, Tulane
 S14 Nate Hunterton, Army
 S21 Kenny Dale Rowland, Army
 S28 Ty Trahan, Southern Miss
 O5 Alphonso Roundtree, Tulane
 O12 Lyle Weaver, Army
 O19 Shawn Ferguson, Cincinnati

O26 Ty Trahan, Southern Miss
 N2 David Williams, Houston
 N9 Jeff Kerr, East Carolina
 N16 T.J. Slaughter, Southern Miss
 N23 Meldon Barnes, Tulane

SPECIAL TEAMS

S7 Arthur Gissendanner, Houston
 S14 Graham White, Army
 S21 Eric Olsen, Army
 S28 Zek Parker, Louisville
 O5 Graham White, Army
 O12 Brandon Francis, Southern Miss
 O19 Ryan White, Memphis
 O26 Mike Smith, Houston
 N2 Louis Hampton, Houston
 N9 Brad Palazzo, Tulane
 N16 John Wilson, Tulane
 N23 Jamie Purser, Southern Miss

1997

OFFENSE

S1 Chad Plummer, Cincinnati
 S8 Shaun King, Tulane
 S15 Ibn Green, Louisville
 S22 Lee Roberts, Southern Miss
 S29 Orlando Iglesias, Houston
 O6 JaJuan Dawson, Tulane
 O13 Shaun King, Tulane
 O20 Shaun King, Tulane
 O27 Jason McKinley, Houston
 N3 Frank Moreau, Louisville
 Harold Shaw, Southern Miss
 N10 Dan Gonzalez, East Carolina
 N17 Dan Gonzalez, East Carolina
 N24 Harold Shaw, Southern Miss

DEFENSE

S1 Patrick Surtain, Southern Miss
 S8 Jamaal Alexander, Southern Miss
 S15 Roderick Coleman, East Carolina
 S22 Cincinnati Team
 S29 Artrell Hawkins, Cincinnati
 O6 Tinker Keck Cincinnati
 Adalius Thomas, Southern Miss
 O13 Marchant Kenney, Southern Miss
 O20 Vaughn Washington, Houston
 O27 Phillip Curry, Cincinnati
 N3 Dwight Henry, East Carolina
 N10 Keaton Cromartie, Tulane
 N17 Jeff Kerr, East Carolina
 N24 Michael Jordan, Tulane

SPECIAL TEAMS

S1 Drew Pairamore, Memphis
 S8 Andrew Bayes, East Carolina
 S15 Arnold Jackson, Louisville
 S22 Brad Hill, Tulane
 S29 Doug Johnson, Cincinnati
 O6 Tinker Keck, Cincinnati
 O13 Brad Palazzo, Tulane
 O20 Sebastian Villarreal, Houston
 O27 Tinker Keck, Cincinnati
 N3 Brad Palazzo, Tulane
 N10 Tinker Keck, Cincinnati
 N17 Don Haselwood, Memphis
 N24 P.J. Franklin, Tulane

1996

OFFENSE

S2 Jerald Sowell, Tulane
 S9 Chad Plummer, Cincinnati
 S16 Antowain Smith, Houston
 S23 Chris Redman, Louisville
 S30 Daryl Royal, Cincinnati
 O7 Antowain Smith, Houston
 O14 Lee Roberts, Southern Miss
 O21 Chad Plummer, Cincinnati
 O28 Robert Cooper, Cincinnati
 N4 Sherrod Gideon, Southern Miss
 N11 Antowain Smith, Houston
 N18 Chuck Clements, Houston
 N25 Jerald Sowell, Tulane

DEFENSE

S2 Cedric Walthaw, Southern Miss
 S9 Phillip Curry, Cincinnati
 S16 Richard Hogans, Memphis
 S23 Tony Williams, Memphis
 S30 Jeff Posey, Southern Miss
 O7 Louis Hampton, Houston
 Keith Spann, Memphis
 O14 Patrick Surtain, Southern Miss
 O21 Richard Hogans, Memphis

Marchant Kenney, Southern Miss
 O28 Derrick Singleton, Tulane
 N4 Leland Taylor, Louisville
 N11 Tony Williams, Memphis
 N18 Houston Defense
 N25 Chris Hewitt, Cincinnati

SPECIAL TEAMS

S2 Tony Esters, Louisville
 S9 Jeremy Borseth, Louisville
 S16 Kendrick Lee, Southern Miss
 S23 Drew Pairamore, Memphis
 S30 Eric Richards, Cincinnati
 O7 Ted Lane, Memphis
 O14 David Akers, Louisville
 O21 Steve Smith, Cincinnati
 O28 Jeff Liggion, Tulane
 N4 Sebastian Villarreal, Houston
 N11 Kevin Cobb, Memphis
 N18 Eric Richards, Cincinnati
 N25 Robert Tate, Cincinnati

1995

OFFENSE

S4 Robert Tate, Cincinnati
 S11 Heath Graham, Southern Miss
 S18 Jamaican Darte, Tulane
 S25 Charles West, Houston
 O2 Marty Lowe, Louisville
 O9 Chuck Clements, Houston
 O16 Joe Borich, Memphis
 O23 Antowain Smith, Houston
 O30 Robert Tate, Cincinnati
 N6 Marty Lowe, Louisville
 N13 Shaun King, Tulane
 N20 Miguel Montano, Louisville

DEFENSE

S4 Derrick Singleton, Tulane
 S11 Alan Campos, Louisville
 S18 Brad Jackson, Cincinnati
 S25 Cedric Walthaw, Southern Miss
 O2 Sam Garnes, Cincinnati
 O9 Derrick Singleton, Tulane
 O16 Jerome Woods, Memphis
 O23 Muhammed El-Mubarak, Cincinnati
 O30 Richard Hogans, Memphis
 N6 Cedric Anderson, Tulane
 N13 Richard Hogans, Memphis
 N20 Brad Jackson, Cincinnati

SPECIAL TEAMS

S4 Fred Brock, Southern Miss
 S11 Chris Pierce, Southern Miss
 S18 Chris Pierce, Southern Miss
 S25 Eric Richards, Cincinnati
 O2 Kendrick Hall, Southern Miss
 O9 Eric Richards, Cincinnati
 O16 Chris Pierce, Southern Miss
 O30 Brad Hill, Tulane
 N6 David Akers, Louisville
 N13 Robbie Wheeler, Houston
 N20 Robert Tate, Cincinnati

ALL-AMERICANS

2016

ASSOCIATED PRESS

Second Team

OL - Will Hernandez, UTEP

Third Team

RB - Aaron Jones, UTEP

OT - Forrest Lamp, WKU

FOX SPORTS

Second Team

OL - Will Hernandez, UTEP

PHIL STEELE PUBLICATIONS

Third Team

WR - Richie James, Middle Tennessee

Fourth Team

WR - Carlos Henderson, Louisiana Tech

WR - Trent Taylor, Louisiana Tech

RB - Aaron Jones, UTEP

WR - Taywan Taylor, WKU

PRO FOOTBALL FOCUS

First Team

OL - Will Hernandez, UTEP

Second Team

OT - Forrest Lamp, WKU

WR - Nicholas Norris, WKU

DE - Trey Hendrickson, Florida Atlantic

ST - Branden Leston, WKU

SB NATION

Second Team

OT - Forrest Lamp, WKU

USA TODAY

Second Team

OT - Forrest Lamp, WKU

ATHLON'S FRESHMAN

Third Team

RB - Devin Singletary, Florida Atlantic

Fourth Team

WR - Ty Lee, Middle Tennessee

CAMPUS INSIDERS FRESHMAN

Honorable Mention

RB - Devin Singletary, Florida Atlantic

WR - Ty Lee, Middle Tennessee

LB - Omari Cobb, Marshall

LB - Josiah Tauaefa, UTSA

DB - Ben DeLuca, Charlotte

FWAA FRESHMAN

First Team

WR - Ty Lee, Middle Tennessee

LB - Josiah Tauaefa, UTSA

PRO FOOTBALL FOCUS FRESHMAN

First Team

S - Ben DeLuca, Charlotte

USA TODAY FRESHMAN

First Team

OL - Ethan Reed, Louisiana Tech

2015

ATHLON'S

Third Team

QB - Brandon Doughty, WKU

PHIL STEELE PUBLICATIONS

Fourth Team

WR - Taywan Taylor, WKU

SI.COM

Honorable Mention

QB - Brandon Doughty, WKU

TE - David Morgan II, UTSA

USA TODAY

Second Team

TE - David Morgan II, UTSA

ATHLON'S FRESHMAN

First Team

WR - Richie James, Middle Tennessee

Second Team

QB - Brent Stockstill, Middle Tennessee

DE - Jaylon Ferguson, Louisiana Tech

FWAA FRESHMAN**First Team**

WR - Richie James, Middle Tennessee
DE - Jaylon Ferguson, Louisiana Tech

SCOUT.COM FRESHMAN**Second Team**

DE - Jaylon Ferguson, Louisiana Tech
LB - Azeez Al-Shaair, Florida Atlantic

USA TODAY FRESHMAN**First Team**

WR - Richie James, Middle Tennessee
LB - Azeez Al-Shaair, Florida Atlantic

2014**ATHLON'S****First Team**

KR - J.J. Nelson, UAB

CBSSPORTS.COM**First Team**

KR - J.J. Nelson, UAB

FWAA**Second Team**

KR - J.J. Nelson, UAB

PHIL STEELE PUBLICATIONS**Second Team**

KR - J.J. Nelson, UAB

Fourth Team

LB - Neville Hewitt, Marshall

SI.COM**First Team**

KR - J.J. Nelson, UAB

Honorable Mention

QB - Rakeem Cato, Marshall
RB - Devon Johnson, Marshall
TE - Jonnu Smith, FIU
P - Dalton Schomp, Florida Atlantic

WALTER CAMP**Second Team**

KR - J.J. Nelson, UAB

ATHLON'S FRESHMAN**Third Team**

OL - Reggie Bain, Florida Atlantic

2013**PHIL STEELE PUBLICATIONS****Second Team**

LS - Trevor Gillette, Rice

Fourth Team

DB - Lorenzo Doss, Tulane

SENIOR CLASS AWARD**Second Team**

K - Cairo Santos, Tulane

SI.COM**First Team**

DB - Lorenzo Doss, Tulane

Honorable Mention

QB - Shane Carden, East Carolina
DB - D'Joun Smith, Florida Atlantic
AP - Trey Watts, Tulsa

WALTER CAMP**Second Team**

DB - Lorenzo Doss, Tulane

ATHLON'S FRESHMAN**Third Team**

RB - Aaron Jones, UTEP

COLLEGEFOOTBALLNEWS.COM**FRESHMAN****Honorable Mention**

RB - Jordan Howard, UAB
RB - Aaron Jones, UTEP
WR - Jamari Staples, UAB
TE - Jonnu Smith, FIU
OL - Kaydon Kirby, North Texas
DL - Jesse Brubaker, Tulsa

2012**ASSOCIATED PRESS****Second Team**

DE - Vinny Curry, Marshall

Third Team

WR - Patrick Edwards, Houston
LB - Sammy Brown, Houston

CONSENSUS

K - Cairo Santos, Tulane

ASSOCIATED PRESS**First Team**

K - Cairo Santos, Tulane

COLLEGEFOOTBALLNEWS.COM**First Team**

K - Cairo Santos, Tulane

FWAA**First Team**

K - Cairo Santos, Tulane

CBSSPORTS.COM**Third Team**

K - Cairo Santos, Tulane

PHIL STEELE PUBLICATIONS**First Team**

K - Cairo Santos, Tulane

Fourth Team

DE - Jamie Collins, Southern Miss
K - Chris Boswell, Rice

SI.COM**First Team**

K - Cairo Santos, Tulane

KR - Quincy McDuffie, UCF

COLLEGEFOOTBALLNEWS.COM FRESHMAN**First Team**

P - Tyler Williams, Marshall

Honorable Mention

DB - Darion Monroe, Tulane

FWAA FRESHMAN**First Team**

P - Tyler Williams, Marshall

PHIL STEELE PUBLICATIONS FRESHMAN**Second Team**

DB - D.J. Hunter, Marshall

DB - Darion Monroe, Tulane

SPORTING NEWS FRESHMAN**First Team**

DB - Trevon Stewart, Houston

DB - D.J. Hunter, Marshall

2011**ASSOCIATED PRESS****Second Team**

DE - Vinny Curry, Marshall

Third Team

WR - Patrick Edwards, Houston

LB - Sammy Brown, Houston

FWAA**First Team**

DE - Vinny Curry, Marshall

CBSSPORTS.COM**Second Team**

DE - Vinny Curry, Marshall

PRO FOOTBALL WEEKLY**Second Team**

DE - Vinny Curry, Marshall

Honorable Mention

DE - Dontari Poe, Memphis

PHIL STEELE PUBLICATIONS**First Team**

DE - Vinny Curry, Marshall

Third Team

WR - Patrick Edwards, Houston

LB - Sammy Brown, Houston

Fourth Team

QB - Case Keenum, Houston

DB - Marquese Wheaton, Southern Miss

SI.COM**Honorable Mention**

QB - Case Keenum, Houston

RB - Zach Line, SMU

WR - Patrick Edwards, Houston

DE - Vinny Curry, Marshall

LB - Sammy Brown, Houston

K - Kevin Fitzpatrick, Tulsa

P - Ian Campbell, UTEP

PR - Tracy Lampley, Southern Miss

WALTER CAMP**Second Team**

DE - Vinny Curry, Marshall

CBSSPORTS.COM FRESHMAN**Second Team**

LB - Jeremy Grove, East Carolina

COLLEGEFOOTBALLNEWS.COM FRESHMAN**Honorable Mention**

QB - Rakeem Cato, Marshall

QB - Taylor Reed, Memphis

WR - Justin Hardy, East Carolina

WR - J.J. Worton, UCF

OL - Rowdy Harper, Houston

LB - Derrick Mathews, Houston

DB - Bryce Callahan, Rice

K - Ty Long, UAB

FOXSPORTS.COM FRESHMAN**First Team**

LB - Jeremy Grove, East Carolina

DB - Bryce Callahan, Rice

FWAA FRESHMAN**First Team**

LB - Jeremy Grove, East Carolina

PHIL STEELE PUBLICATIONS FRESHMAN**First Team**

LB - Jeremy Grove, East Carolina

Second Team

WR - Justin Hardy, East Carolina

OL - Rowdy Harper, Houston

DB - Bryce Callahan, Rice

Third Team

LB - Derrick Mathews, Houston

K - Ty Long, UAB

RS - Mario Hull, Rice

YAHOO.COM FRESHMAN**Second Team**

LB - Jeremy Grove, East Carolina

2010**ASSOCIATED PRESS****First Team**

P - Kyle Martens, Rice

Second Team

AP - Damaris Johnson, Tulsa

Third Team

K - Danny Hrapmann, Southern Miss

P - Kyle Martens, Rice

CBSSPORTS.COM**Second Team**

K - Danny Hrapmann, Southern Miss

KR - Quincy McDuffie, UCF

COLLEGEFOOTBALLNEWS.COM**First Team**

CB - Josh Robinson, UCF

Second Team

DL - Vinny Curry, Marshall

K - Danny Hrapmann, Southern Miss

KR - Quincy McDuffie, UCF

Honorable Mention

TE - Cody Sparks, Tulane

LB - Mario Harvey, Marshall

LB - Ja'Gared Davis, SMU

P - Kyle Martens, Rice

KR - Marlon McClure, UTEP

PR - Josh Robinson, UCF

PHIL STEELE PUBLICATIONS**Third Team**

KR - Quincy McDuffie, UCF

K - Danny Hrapmann, Southern Miss

LS - Brandon Long, Rice

Fourth Team

LB - Mario Harvey, Marshall

P - Kyle Martens, Rice

RIVALS.COM**Second Team**

AP - Damaris Johnson, Tulsa

Third Team

K - Danny Hrapmann, Southern Miss

P - Kyle Martens, Rice

SI.COM**Second Team**

AP - Damaris Johnson, Tulsa

Honorable Mention

WR - Patrick Edwards, Houston

WR - Aldrick Robinson, SMU

DL - Vinny Curry, Marshall

LB - Mario Harvey, Marshall

LB - Jamon Hughes, Memphis

K - Danny Hrapmann, Southern Miss

P - Kyle Martens, Rice

R - Quincy McDuffie, UCF

R - Marlon McClure, UTEP

AP - Pat Shed, UAB

WALTER CAMP**First Team**

PK - Danny Hrapmann, Southern Miss

Second Team

P - Kyle Martens, Rice

COLLEGEFOOTBALLNEWS.COM FRESHMAN**Honorable Mention**

QB - Jeff Godfrey, UCF

QB - David Piland, Houston

RB - Orleans Darkwa, Tulane

RB - Kendrick Hardy, Southern Miss

LB - Shawn Jackson, Tulsa

DB - Deron Wilson, Southern Miss

DB - Marco Nelson, Tulsa

FWAA FRESHMAN**First Team**

DB - Marco Nelson, Tulsa

P - Tom Hornsey, Memphis

PHIL STEELE PUBLICATIONS FRESHMAN**Second Team**

QB - Jeff Godfrey, UCF

LB - Shawn Jackson, Tulsa

DB - Deron Wilson, Southern Miss

Third Team

RB - Orleans Darkwa, Tulane

DB - Marco Nelson, Tulsa

P - Tom Hornsey, Memphis

Fourth Team

RB - Kendrick Hardy, Southern Miss

DB - Monterius Lovett, Marshall

Fifth Team

OL - Ricky Hart, Memphis

DL - Connor Boyett, UAB

LB - Trevor Black, Marshall

DB - Mohammed Seisay, Memphis

K - Chris Boswell, Rice

RIVALS.COM FRESHMAN**Second Team**

LB - Shawn Jackson, Tulsa

2009**ASSOCIATED PRESS****Third Team**

P - Matt Reagan, Memphis

CBSSPORTS.COM**Second Team**

QB - Case Keenum, Houston

Third Team

P - Matt Dodge, East Carolina

COLLEGEFOOTBALLNEWS.COM**First Team**

QB - Case Keenum, Houston

Second Team

P - Matt Dodge, East Carolina

Third Team

P - Matt Reagan, Memphis

Honorable Mention

QB - Joe Webb, UAB

RB - Donald Buckram, UTEP

WR - James Cleveland, Houston

PHIL STEELE PUBLICATIONS**Second Team**

QB - Case Keenum, Houston

Third Team

WR - James Cleveland, Houston

Fourth Team

RB - Donald Buckram, UTEP

WR - Emmanuel Sanders, SMU

P - Matt Dodge, East Carolina

PRO FOOTBALL WEEKLY**Second Team**

P - Matt Dodge, East Carolina

RIVALDS.COM**Second Team**

QB - Case Keenum, Houston

Third Team

P - Matt Dodge, East Carolina

SI.COM**Second Team**

P - Matt Dodge, East Carolina

Honorable Mention

QB - Case Keenum, Houston

RB - Donald Buckram, UTEP

RB - Curtis Steele, Memphis

WR - Emmanuel Sanders, SMU

WR - James Cleveland, Houston

TE - Cody Slate, Marshall

DL - Bruce Miller, UCF

S - Van Eskridge, East Carolina

KR - Tyron Carrier, Houston

KR - Dwayne Harris, East Carolina

AP - Damaris Johnson, Tulsa

SPORTING NEWS**Second Team**

P - Matt Dodge, East Carolina

WALTER CAMP**Second Team**

QB - Case Keenum, Houston

COLLEGEFOOTBALLNEWS.COM FRESHMAN**First Team**

CB - Josh Robinson, UCF

Second Team

LB - Ronnie Thornton, Southern Miss

Third Team

RB - Charles Sims, Houston

Honorable Mention

WR - Antavious Wilson, Marshall

DL - Mark Dorris, Tulsa

DL - Dontari Poe, Memphis

DB - Kemal Ishmail, UCF

DB - Dexter McCoil, Tulsa

FWAA FRESHMAN**First Team**

CB - Josh Robinson, UCF

PHIL STEELE PUBLICATIONS FRESHMAN**First Team**

CB - Josh Robinson, UCF

Second Team

WR - Antavious Wilson, Marshall

PR - Tracy Lampley, Southern Miss

RIVALDS.COM FRESHMAN**First Team**

CB - Josh Robinson, UCF

Second Team

PR - Tracy Lampley, Southern Miss

SPORTING NEWS FRESHMAN**First Team**

CB - Josh Robinson, UCF

K - Matt Hogan, Houston

2008**ASSOCIATED PRESS****Second Team**

WR - Jarett Dillard, Rice

FWAA**First Team**

WR - Jarett Dillard, Rice

CBSSPORTSLINE.COM**First Team**

WR - Jarett Dillard, Rice

WALTER CAMP**Second Team**

WR - Jarett Dillard, Rice

KR - Joe Burnett, UCF

RIVALDS.COM**First Team**

KR - Joe Burnett, UCF

SI.COM**First Team**

KR - Joe Burnett, UCF

PHIL STEELE PUBLICATIONS**First Team**

WR - Jarett Dillard, Rice

Third Team

TE - James Casey, Rice

KR - Joe Burnett, UCF

K - Jose Martinez, UTEP

Fourth Team

DE - Phillip Hunt, Houston

FWAA FRESHMAN**Offense**

WR - DeAndre Brown, Southern Miss

Specialists

ATH - Damaris Johnson, Tulsa

RIVALDS.COM FRESHMAN**First Team**

WR - DeAndre Brown, Southern Miss

ATH - Damaris Johnson, Tulsa

CB - Emanuel Davis, East Carolina

Second Team

RB - Bryce Beall, Houston

SPORTING NEWS FRESHMAN**First Team**

KR - Damaris Johnson, Tulsa

Second Team

RB - Bryce Beall, Houston

WR - DeAndre Brown, Southern Miss

CB - Emmanuel Davis, East Carolina

S - Travis Bradshaw, Rice

COLLEGEFOOTBALLNEWS.COM FRESHMAN**First Team**

WR - DeAndre Brown, Southern Miss

DB - Dewuan Bembry, Marshall

Second Team

RB - Bryce Beall, Houston

OT - Tyler Holmes, Tulsa

DB - Emmanuel Davis, East Carolina

Honorable Mention

QB - Austin Davis, Southern Miss

WR - Damaris Johnson, Tulsa

WR - Tyron Carrier, Houston

LB - Marcus McGraw, Houston

2007**CONSENSUS**

RB - Kevin Smith, UCF

ASSOCIATED PRESS**First Team**

RB - Kevin Smith, UCF

Third Team

RB - Matt Forté, Tulane

FWAA**First Team**

RB - Kevin Smith, UCF

CBSSPORTSLINE.COM**First Team**

RB - Kevin Smith, UCF

WALTER CAMP**First Team**

RB - Kevin Smith, UCF

THE SPORTING NEWS**First Team**

RB - Kevin Smith, UCF

RIVALDS.COM**First Team**

RB - Kevin Smith, UCF

COLLEGEFOOTBALLNEWS.COM**First Team**

RB - Kevin Smith, UCF

Second Team

RB - Matt Forté, Tulane

Honorable Mention

QB - Paul Smith, Tulsa

QB - Chase Clement, Rice

RB - Anthony Alridge, Houston

RB - Chris Johnson, East Carolina

WR - Donnie Avery, Houston

TE - Cody Slate, Marshall

SI.COM**First Team**

RB - Kevin Smith, UCF

Second Team

RB - Matt Forté, Tulane

Honorable Mention

QB - Paul Smith, Tulsa

WR - Donnie Avery, Houston

WR - Jarett Dillard, Rice

TE - Cody Slate, Marshall

DB - Quitin Demps, UTEP

PHIL STEELE PUBLICATIONS**First Team**

RB - Kevin Smith, UCF

Second Team

RB - Donnie Avery, Houston

Third Team

RB - Matt Forté, Tulane

Fourth Team

RB - Anthony Alridge, HOU

WR - Jarrett Dillard, Rice

FWAA FRESHMAN**Offense**

TE - James Casey, Rice

RIVALDS.COM FRESHMAN**Second Team**

TE - James Casey, Rice

SPORTING NEWS FRESHMAN**Second Team**

TE - James Casey, Rice

Honorable Mention

QB - Case Keenum, Houston

WR - Trae Johnson, Tulsa

OL - Andrew Nierman, Tulane

OL - Dominik Riley, Memphis

DL - Chetu Ozougeu, Rice

DL - Bruce Miller, UCF

K - Justin Estes, Southern Miss

P - Blake Clingan, UCF

P - Kyle Petersen, UTEP

COLLEGEFOOTBALLNEWS.COM FRESHMAN**Second Team**

TE - James Casey, Rice

WR - Trae Johnson, Tulsa

Third Team

DE - Scott Solomon, Rice

Honorable Mention

QB - Case Keenum, Houston

QB - Trevor Vittatoe, UTEP

RB - Charles Clay, Tulsa

DL - Bruce Miller, UCF

DB - C.J. Bailey, Southern Miss

COLLEGE SPORTS REPORT FRESHMAN**Offense**

WR - Trae Johnson, Tulsa

2006**AFCA****First Team**

WR - Johnnie Lee Higgins, UTEP

ASSOCIATED PRESS**Second Team**

RB - DeAngelo Williams, Memphis

WR - Jarett Dillard, Rice

Third Team

WR - Johnnie Lee Higgins, UTEP

CBSSPORTSLINE.COM**Second Team**

WR - Jarett Dillard, Rice

COLLEGEFOOTBALLNEWS.COM**Second Team**

PR - Johnnie Lee Higgins, UTEP

Third Team

OT - George Batiste, Southern Miss

THE SPORTING NEWS**Second Team**

WR - Jarett Dillard, Rice

WALTER CAMP**Second Team**

WR - Jarett Dillard, Rice

FWAA FRESHMAN**First Team**

RB - Damion Fletcher, Southern Miss

LB - Gerald McRath, Southern Miss

SPORTING NEWS FRESHMAN**First Team**

TE - Cody Slate, Marshall

LB - Gerald McRath, Southern Miss

Second Team

RB - Damion Fletcher, Southern Miss

K - Matt Reagan, Memphis

Third Team

QB - Justin Willis, SMU

Honorable Mention

WR - Jeremy Williams, Tulane

OT - Mike Aguayo, UTEP

OT - Terence Campbell, East Carolina

C - Jake Seitz, UAB

DE - Scotty Robinson, East Carolina

LB - Braxton Amy, UTEP

LB - Andrew Sendejo, Rice

K - Clark Fangmeier, Rice

KR - Emmanuel Sanders, SMU

COLLEGE FOOTBALLNEWS.COM FRESHMAN**Second Team**

RB - Damion Fletcher, Southern Miss

LB - Gerald McRath, Southern Miss

Third Team

QB - Justin Willis, SMU

WR - Emmanuel Sanders, SMU

K - Matt Reagan, Memphis

Honorable Mention

WR - Duke Calhoun, Memphis

OT - Terence Campbell, East Carolina

2005**ESPN THE MAGAZINE ACADEMIC ALL-AMERICAN****First Team**

TE - Garrett Mills, Tulsa

AFCA**First Team**

RB - DeAngelo Williams, Memphis

ASSOCIATED PRESS**Second Team**

RB - DeAngelo Williams, Memphis

Third Team

TE - Garrett Mills, Tulsa

CBSSPORTSLINE.COM**First Team**

TE - Garrett Mills, Tulsa

COLLEGEFOOTBALLNEWS.COM**Second Team**

RB - DeAngelo Williams, Memphis

Honorable Mention

WR - Aundrae Allison, East Carolina

TE - Garrett Mills, Tulsa

PK - Darren McCaleb, Southern Miss

PK - Stephen Gostkowski, Memphis

KR - Jessie Henderson, SMU

SI.COM**First Team**

TE - Garrett Mills, Tulsa

Second Team

RB - DeAngelo Williams, Memphis

Third Team

LB - Kevis Coley, Southern Miss

K - Stephen Gostkowski, Memphis

K - Darren McCaleb, Southern Miss

P - Luke Johnson, Southern Miss



WALTER CAMP FOUNDATION**First Team**

RB - DeAngelo Williams, Memphis

Second Team

TE - Garrett Mills, Tulsa

COLLEGE FOOTBALL NEWS.COM FRESHMAN**First Team**

DB - Joe Burnett, UCF

PR - Joe Burnett, UCF

Second Team

TE - Shawn Nelson, Southern Miss

Third Team

S - Jason Venson, UCF

PR - Jessie Henderson, SMU

FWAA/SCRIPPS FRESHMAN**First Team**

OL - Robby Felix, UTEP

DB - Joe Burnett, UCF

SPORTING NEWS FRESHMAN**Third Team**

TE - Shawn Nelson, Southern Miss

DB - Joe Burnett, UCF

PR - Joe Burnett, UCF

Honorable Mention

RB - DeMyron Martin, SMU

RB - Kevin Smith, UCF

TE - Jamar Hunt, UTEP

OL - Robby Felix, UTEP

OL - Austin Wilkinson, Rice

DE - Moton Hopkins, Tulsa

DE - Cody Pree, Houston

LB - Cody Lubojasky, Houston

FS - Kenneth Fontenette, Houston

2004**ABC SPORTS/CINGULAR****First Team**

LB - Michael Boley, Southern Miss

ASSOCIATED PRESS**Second Team**

LB - Michael Boley, Southern Miss

Third Team

RB - DeAngelo Williams, Memphis

WR - Roddy White, UAB

COLLEGEFOOTBALLNEWS.COM**Second Team**

LB - Michael Boley, Southern Miss

RB - DeAngelo Williams, Memphis

WR - Roddy White, UAB

Third Team

OL - Travis Leffew, Louisville

DL - Trent Cole, Cincinnati

Honorable Mention

QB - Stefan LeFors, Louisville

WR - J.R. Russell, Louisville

PK - Stephen Gostkowski, Memphis

KR - John Eubanks, Southern Miss

PR - Travis Williams, East Carolina

PRO FOOTBALL WEEKLY**First Team**

RB - DeAngelo Williams, Memphis

WR - Roddy White, UAB

Honorable Mention

QB - Stefan LeFors, Louisville

SI.COM**Second Team**

LB - Michael Boley, Southern Miss

RB - DeAngelo Williams, Memphis

WR - Roddy White, UAB

Honorable Mention

QB - Stefan LeFors, Louisville

OL - Anthony Alabi, TCU

OL - Gene Frederic, Memphis

DL - Larry McSwain, UAB

PK - Darren McCaleb, Southern Miss

KR - John Eubanks, Southern Miss

WALTER CAMP FOUNDATION**Second Team**

LB - Michael Boley, Southern Miss

2003**VERIZON/CoSIDA ACADEMIC****First Team**

Nick Browne, TCU

ASSOCIATED PRESS**Second Team**

DE - Bo Schobel, TCU

K - Nick Browne, TCU

Third Team

LB - Rod Davis, Southern Miss

COLLEGEFOOTBALLNEWS.COM**Second Team**

LB - Michael Boley, Southern Miss

Third Team

DE - Bo Schobel, TCU

LB - Rod Davis, Southern Miss

K - Nick Browne, TCU

Honorable Mention

KR - John Eubanks, Southern Miss

PR - Marvin Young, Southern Miss

FWAA**First Team**

K - Nick Browne, TCU

RIVALS.COM FRESHMAN**First Team**

DE - Jermaine McElveen, UAB

SCRIPPS/FWAA FRESHMAN**First Team**

RB - Robert Merrill, TCU

SI.COM**Honorable Mention**

WR - Brandon Middleton, Houston

DE - Bo Schobel, TCU

LB - Rod Davis, Southern Miss

LB - Chris Moore, East Carolina

S - J.R. Reed, USF

K - Nick Browne, TCU

SPORTING NEWS**Second Team**

LB - Rod Davis, Southern Miss

K - Nick Browne, TCU

SPORTING NEWS FRESHMAN**Second Team**

RB - Robert Merrill, TCU

Third Team

QB - Kevin Kolb, Houston

LB - Stephen Nicholas, USF

K - Darren McCaleb, Southern Miss

WALTER CAMP**First Team**

K - Nick Browne, TCU

2002**VERIZON/CoSIDA ACADEMIC****First Team**

Nick Browne, TCU

ASSOCIATED PRESS**Second Team**

LB - LaMarcus McDonald, TCU

Third Team

LB - Rod Davis, Southern Miss

CNN/SI**Second Team**

DB - Etric Pruitt, Southern Miss

DB - Lynaris Elpheage, Tulane

Honorable Mention

RB - Joffrey Reynolds, Houston

OL - Brian Rimpf, East Carolina

LB - Rod Davis, Southern Miss

LB - LaMarcus McDonald, TCU

K - Nick Browne, TCU

KR - Broderick Clark, Louisville

COLLEGEFOOTBALLNEWS.COM**First Team**

Rod Davis, Southern Miss

LaMarcus McDonald, TCU

Second Team

Etric Pruitt, Southern Miss

Lynaris Elpheage, Tulane

Broderick Clark, Louisville

Honorable Mention

Nick Browne, TCU

Jarad Preston, East Carolina

LaTarence Dunbar, TCU

Aris Comeaux, Army

Damien Dorsey, Louisville

SPORTING NEWS**Third Team**

Rod Davis, Southern Miss

Fourth Team

LaMarcus McDonald, TCU

Etric Pruitt, Southern Miss

Nick Browne, TCU

SPORTING NEWS FRESHMAN**First Team**

Broderick Clark, Louisville

Second Team

Anthony Cannon, Tulane

Third Team

Chris McGee, Tulane

Cheris Moore, East Carolina

Fourth Team

Lonta Hobbs, TCU

O.C. Collins, Memphis

2001**VERIZON/CoSIDA ACADEMIC****First Team**

Brandon Perdue, Army

COLLEGEFOOTBALLNEWS.COM**First Team**

Seth Marler, Tulane

Second Team

Leonard Henry, East Carolina

Dewayne White, Louisville

Bryan Thomas, UAB

Honorable Mention

Dave Ragone, Louisville

Mewelde Moore, Tulane

Deion Branch, Louisville

FOOTBALL NEWS**Third Team**

Leonard Henry, East Carolina

Dewayne White, Louisville

Seth Marler, Tulane

Honorable Mention

Mewelde Moore, Tulane

Deion Branch, Louisville

Bryan Thomas, UAB

Pernell Griffin, East Carolina

Chad Williams, Southern Miss

Dan MacElroy, Army

Adam Wulfeck, Cincinnati

FWAA**First Team**

Seth Marler, Tulane

SPORTING NEWS**Third Team**

Deion Branch, Louisville

Leonard Henry, East Carolina

Dewayne White, Louisville

Fourth Team

Rod Davis, Southern Miss

Pernell Griffin, East Carolina

Seth Marler, Tulane

SPORTING NEWS FRESHMAN**First Team**

Bobby Hoover, Tulane

Bobby Leffew, Louisville

Second Team

Doug Monaghan, Cincinnati

Marvin Godbolt, TCU

Third Team

Skylor Magee, Southern Miss

Jermain Woodard, Houston

James Gaither, Memphis

Fourth Team

Gino Guidugli, Cincinnati

2000**VERIZON ACADEMIC****SECOND-TEAM ALL-AMERICA**

Jeff Kelly, Southern Miss

ALL-DISTRICT

Jeff Kelly, Southern Miss

Deontey Kenner, Cincinnati

Scott McReady, South Florida

Curtis Fuller, TCU

Brandon Perdue, Army

CONSENSUS

Jonathan Ruffin, Cincinnati

ASSOCIATED PRESS**First Team**

Jonathan Ruffin, Cincinnati

Second Team

Anthony Floyd, Louisville

Third Team

Cedric Scott, Southern Miss

BCSFOOTBALL.COM**First Team**

Jonathan Ruffin, Cincinnati

CNN/SI.COM**First Team**

Jonathan Ruffin, Cincinnati

COLLEGE FOOTBALL NEWS.COM**First Team**

Jonathan Ruffin, Cincinnati

Third Team

Wayne Rogers, Houston

FOOTBALL NEWS**Second Team**

Sherwin Laceywell, East Carolina

Anthony Floyd, Louisville

Leo Barnes, Southern Miss

Third Team

Bernard Robertson, Tulane

Cedric Scott, Southern Miss

Wayne Rogers, Houston

FWAA**First Team**

Jonathan Ruffin, Cincinnati

SPORTING NEWS**First Team**

Jonathan Ruffin, Cincinnati

Third Team

Zek Parker, Louisville

Casey Roussel, Tulane

WALTER CAMP**First Team**

Jonathan Ruffin, Cincinnati

Anthony Floyd, Louisville

FOOTBALL NEWS FRESHMAN ALL-AMERICAN**First Team**

Mewelde Moore, Tulane

SPORTING NEWS FRESHMAN ALL-AMERICAN**Second Team**

Mewelde Moore, Tulane

Rod Davis, Southern Miss

Third Team

Dewayne White, Louisville

1999**CONSENSUS**

Andrew Bayes, East Carolina

AFCA**First Team**

Andrew Bayes, East Carolina

Ibn Green, Louisville

ASSOCIATED PRESS**Second Team**

Adalius Thomas, Southern Miss

Rodregis Brooks, UAB

Andrew Bayes, East Carolina

BCS ONLINE**Second Team**

Adalius Thomas, Southern Miss

Rodregis Brooks, UAB

Andrew Bayes, East Carolina

CBS SPORTSLINE**Second Team**

Adalius Thomas, Southern Miss

Rodregis Brooks, UAB



FOOTBALL NEWS

Third Team

Ibn Green, Louisville
Adalius Thomas, Southern Miss
Rodregis Brooks, UAB
Honorable Mention
Chris Redman, Louisville
Frank Moreau, Louisville
Ketric Sanford, Houston
Arnold Jackson, Louisville
Todd Pinkston, Southern Miss
Greg Brown, Houston
Jeff Kerr, East Carolina
T.J. Slaughter, Southern Miss
Andrew Bayes, East Carolina

FWAA

First Team

Andrew Bayes, East Carolina

SPORTSRAMPAGE.COM

First Team

Adalius Thomas, Southern Miss
Rodregis Brooks, UAB
Andrew Bayes, East Carolina
Second Team
T.J. Slaughter, Southern Miss
Pernell Griffin, East Carolina

SPORTING NEWS

Second Team

Ibn Green, Louisville
Adalius Thomas, Southern Miss
Andrew Bayes, East Carolina

Third Team

Jeff Kerr, East Carolina

SPORTSRAMPAGE.COM

NATIONAL DEFENSIVE PLAYER OF THE YEAR

Adalius Thomas, Southern Miss

WALTER CAMP

First Team

Andrew Bayes, East Carolina

GTE Academic All-American

Second Team

Shaun Castillo, Army

1998

ASSOCIATED PRESS

Third Team

Ibn Green, Louisville
Adalius Thomas, Southern Miss

FOOTBALL NEWS

Second Team

Ibn Green, Louisville
Third Team
Shaun King, Tulane
Adalius Thomas, Southern Miss
Honorable Mention
Chris Redman, Louisville
Leroy Collins, Louisville
Derrick Nix, Southern Miss
Sherrrod Gideon, Southern Miss
P.J. Franklin, Tulane
Ryan White, Memphis
Louis Hampton, Houston
Mike McKenzie, Memphis
Kenny Dale Rowland, Army
Andrew Bayes, East Carolina
Graham White, Army

SPORTING NEWS

Second Team

Ibn Green, Louisville

COLLEGE SPORTS NEWS

First Team

Ibn Green, Louisville
Second Team
Shaun King, Tulane
Third Team
Adalius Thomas, Southern Miss
Honorable Mention
Chris Redman, Louisville
Leroy Collins, Louisville
Derrick Nix, Southern Miss
Ketric Sanford, Houston

P.J. Franklin, Tulane
Sherrrod Gideon, Southern Miss
Arnold Jackson, Louisville
Jerrian James, Houston
Buck Collins, East Carolina
Henry McClendon, Southern Miss
Danny Moore, East Carolina
Rick Nord, Louisville
Brian Uhl, Cincinnati
Ryan White, Memphis
Roderick Coleman, East Carolina
Ty Trahan, Southern Miss
Michael Jordan, Tulane
Mike McKenzie, Memphis
Antonio Roundtree, Louisville
Kenny Dale Rowland, Army
Graham White, Army

SPORTING NEWS FRESHMAN

First Team

Derrick Nix, Southern Miss
Ryan White, Memphis
Second Team
Pernell Griffin, East Carolina

Third Team

Artis Hicks, Memphis
Corey Sewell, Tulane
Danny Adams, Cincinnati

FOOTBALL NEWS FRESHMAN

First Team

Ryan White, Memphis
Corey Sewell, Tulane
Pernell Griffin, East Carolina

1997

ASSOCIATED PRESS

Second Team

Ben Fricke, Houston

Third Team

Brad Palazzo, Tulane
Patrick Surtain, Southern Miss

FWAA

First Team

Ben Fricke, Houston

SPORTING NEWS

Second Team

Ben Fricke, Houston
Patrick Surtain, Southern Miss

Third Team

Brad Jackson, Cincinnati
Brad Palazzo, Tulane

FOOTBALL NEWS

Second Team

Patrick Surtain, Southern Miss

Third Team

Jason Fabini, Cincinnati
Brad Jackson, Cincinnati
Brad Palazzo, Tulane
Honorable Mention
Marquis Bowling, Memphis
JaJuan Dawson, Tulane
Ben Fricke, Houston
Kendrick Gholston, Louisville
Ibn Green, Louisville
Dwight Henry, East Carolina
Brad Hill, Tulane
Tinker Keck, Cincinnati
Danny Moore, East Carolina
Sebastian Villarreal, Houston

SPORTING NEWS FRESHMAN

First Team

John Nix, Southern Miss
Kamal Shakir, Memphis

Second Team

Orlando Iglesias, Houston

GTE/CosIDA ACADEMIC

First Team

Jeremy Lindley, Southern Miss
John Kobalka, Cincinnati

NACDA SCHOLAR-ATHLETE

Jeremy Lindley, Southern Miss

1996

ASSOCIATED PRESS

Third Team

Sam Madison, Louisville
Tyrus McCloud, Louisville

FOOTBALL NEWS

First Team

Sam Madison, Louisville

Second Team

Tyrus McCloud, Louisville

Third Team

Marchant Kenney, Southern Miss

Honorable Mention

Antowain Smith, Houston

SPORTING NEWS

Second Team

Tyrus McCloud, Louisville

SPORTING NEWS FRESHMAN

Adalius Thomas, Southern Miss

COLLEGE FOOTBALL CHRONICLE UNsung HERO ALL-AMERICA TEAM

Karr Shannon, Southern Miss

POSTSEASON ALL-STARS

2016

COLLEGE GRIDRON SHOWCASE

Austin Duke, WR, Charlotte
Rashaad Coward, DL, Old Dominion
Connor Cella, TE, Rice
Alex Lyons, LB, Rice
Brian Madunezim, DL, UTEP
Nicholas Norris, WR, WKU
Darrell Williams, Jr., WKU

EAST-WEST SHRINE GAME

Dieugot Joseph, OT, FIU
Trey Hendrickson, DE, Florida Atlantic
Xavier Woods, S, Louisiana Tech
Jeremy Cutrer, DB, Middle Tennessee
l'Tavius Mathers, RB, Middle Tennessee
Eric Keena, P, North Texas
Nick Mullens, QB, Southern Miss
Cameron Tom, OL, Southern Miss

NFLPA COLLEGIATE BOWL

Imarjaye Albury, DT, FIU
Ryan Higgins, QB, Louisiana Tech
Zach Pascal, WR, Old Dominion
Nick Usher, LB, UTEP
Nolan Dowling, LS, WKU
Anthony Wales, RB, WKU

SENIOR BOWL

Larry Ogunjobi, DT, Charlotte
Trent Taylor, WR, Louisiana Tech
Forrest Lamp, OL, WKU
Taywan Taylor, WR, WKU

TROPICAL BOWL

Austin Duke, WR, Charlotte
Michael Montero, OL, FIU
Tevin Homer, DB, Florida Atlantic
Shalom Ogbonda, DT, Florida Atlantic
Joe Massaquoi, DL, Marshall
Corey Neely, DB, Marshall
T.J. Ricks, LB, Old Dominion
Keith Brown, LB, WKU
Tyler Ferguson, QB, WKU

2015

COLLEGE GRIDRON SHOWCASE

DJ Hunter, LB, Marshall
Tyler Williams, P, Marshall
Rashod Hill, OT, Southern Miss
Lance Schuffert, LS, Southern Miss
Cedrick Lang, TE, UTEP

EAST-WEST SHRINE GAME

Trevon Coley, DL, Florida Atlantic
Cre'Von LeBlanc, DB, Florida Atlantic
Devon Johnson, RB, Marshall
David Morgan II, TE, UTSA
Jared Dangerfield, WR, WKU
Brandon Dougherty, QB, WKU

NFLPA COLLEGIATE BOWL

Richard Leonard, CB/PR, FIU
Adarius Barnes, DB, Louisiana Tech

Vontarrus Dora, DE, Louisiana Tech
Kalan Reed, CB, Southern Miss
Mike Thomas, WR, Southern Miss
Kelvin Fisher, Jr., DB, UTEP
Prince Charles Iworah, DB, WKU

SENIOR BOWL

Vernon Butler, DT, Louisiana Tech
Kenneth Dixon, RB, Louisiana Tech
Jeff Driskel, QB, Louisiana Tech
Kevin Byard, DB, Middle Tennessee
Tyler Higbee, TE, WKU

TROPIC BOWL

Jeremiah McKinnon, CB, FIU
Luis Rosado, LB, FIU
Mikingson Marsaille, OL, Florida Atlantic
Sharrod Neasman, DB, Florida Atlantic
Matthew Cincotta, LS, Marshall
Taj Letman, S, Marshall
Casey Martin, WR, Southern Miss
Eric Lee, C, UTEP

2014

COLLEGE GRIDRON SHOWCASE

Kennard Backman, TE, UAB
Houston Bates, DE, Louisiana Tech
James Rouse, DE, Marshall
Antonio Johnson, OL, North Texas
Cyril Lemon, OL, North Texas
Rick Lovato, LS, Old Dominion
Ian Gray, OT, Rice
Mitchell Henry, TE, WKU

EAST-WEST SHRINE GAME

Damian Parns, S, Florida Atlantic
Taylor Heinicke, QB, Old Dominion
Bryce Callahan, CB, Rice
Jordan Taylor, WR, Rice
Cam Thomas, DB, WKU
Cameron Clemmons, OT, WKU

MEDAL OF HONOR GAME

Glenn Coleman, WR, FIU
Justin Halley, FS, FIU
Andrae Kirk, LB, Florida Atlantic
Chris Jasperse, OL, Marshall
J.J. Nelson, WR/RS, UAB
Ty Long, K, UAB
Hunter Mullins, P, UAB

NFLPA COLLEGIATE BOWL

Lucky Whitehead, WR, Florida Atlantic
Mitchell Bell, OL, Louisiana Tech
Rakeem Cato, QB, Marshall
Emmanuel Johnson, DB, Southern Miss
Jimmy Jean, CB, UAB
Diaheem Watkins, DE, UAB
Jameill Showers, QB, UTEP
Eric Tomlinson, TE, UTEP

SENIOR BOWL

Chris Jasperse, OL, Marshall
D'Joun Smith, CB, Florida Atlantic

2013

COLLEGE ALL-STAR BOWL

Lee Pegues, DE, East Carolina

EAST-WEST SHRINE GAME

Justin Ellis, DT, Louisiana Tech
Phillip Gaines, DB, Rice
Derrell Johnson, LB, East Carolina

MEDAL OF HONOR GAME

Cody Bauer, DE, Rice
Justin Ellis, DT, Louisiana Tech
Adarius Glanton, LB, Florida Atlantic
Cory Henry, DL, Florida Atlantic
Greg Hickman, DL, FIU

NFLPA COLLEGIATE BOWL

Chris Davenport, DT, Tulane
Trevor Gillette, LS, Rice
Cairo Santos, K, Tulane
Will Simmons, OT, East Carolina
Sammy Seamster, CB, Middle Tennessee
Jimmy Staten, DT, Middle Tennessee
Khyri Thornton, DT, Southern Miss
Trey Watts, RB, Tulsa

SENIOR BOWL

Chris Boswell, K, Rice
Ryan Grant, WR, Tulane

2012

CASINO DEL ALL-STAR GAME

Brandon Hartson, DS, Houston
Marcus Rucker, WR, Memphis
Cannon Smith, DB, Memphis
Robert Steeples, DB, Memphis
Bryan Collins, OL, SMU
Derrick Jackson, DT, Tulsa
Dexter McCoil, DB, Tulsa
Marvin Burdette, LB, UAB
Eloy Atkinson, OL, UTEP

EAST-WEST SHRINE GAME

Jordan Devey, OL, Memphis
Zach Line, RB, SMU

PROBOUND SPORTSWEAR FLORIDA BOWL

Alex Singleton, RB, Tulsa

RAYCOM COLLEGE FOOTBALL ALL-STAR GAME

Michael Brooks, DL, East Carolina
Cannon Smith, DB, Memphis
Ryan Travis, DB, Tulane
Trent Dupy, C, Tulsa
Marvin Burdette, LB, UAB
Chris Hubbard, OL, UAB
Ian Campbell, P, UTEP

NFLPA ASTROTURF COLLEGIATE BOWL

Sam McGuffie, WR, Rice
Luke Willson, TE, Rice
Aaron Davis, DT, SMU
Taylor Reed, LB, SMU
Darius Barnes, OL, Southern Miss
Kemal Ishmael, DB, UCF
Quincy McDuffie, WR, UCF
James Nelson, OL, UTEP

TEXAS VS. THE NATION

Jacoby Ashworth, OL, Houston
Phillip Steward, LB, Houston
Ja'Gared Davis, LB, SMU
Ryan Griffin, QB, Tulane
Willie Carter, FB, Tulsa
A.J. Bouye, DB, UCF
Latavius Murray, RB, UCF

SENIOR BOWL

Aaron Dobson, WR, Marshall
Vance McDonald, TE, Rice
Margus Hunt, DE, SMU
Jamie Collins, LB, Southern Miss

2011

CASINO DEL ALL-STAR GAME

Bradley Jacobs, SS, East Carolina
Cordarro Law, DE, Southern Miss
Ryan Balentine, WR, Southern Miss
G.J. Kinne, QB, Tulsa
Tyler Holmes, OL, Tulsa

EAST-WEST SHRINE GAME

Emanuel Davis, SS, East Carolina
Lance Lewis, WR, East Carolina
Josh LeRibeus, OL, SMU
Austin Davis, QB, Southern Miss
Lamar Holmes, OL, Southern Miss
Ronnie Thornton, LB, Southern Miss
Josh Linam, LB, UCF

THE BATTLE OF FLORIDA

Dominique Davis, QB, East Carolina
Joel McCloud, OL, Memphis
Jermaine McKenzie, CB, Memphis
Ronnie Thornton, LB, Southern Miss
Elliot Henigan, DL, UAB
David Bohner, P, UCF
Nick Cattoi, K, UCF
A.J. Guyton, WR, UCF
Charley Hughlett, LS, UCF
Darius Nall, DE, UCF
Nick Pieschel, OL, UCF

NFLPA ASTROTURF COLLEGIATE BOWL

G.J. Kinne, QB, Tulsa

UNDER ARMOUR SENIOR BOWL

Patrick Edwards, WR, Houston
Viny Curry, DE, Marshall
Matt McCants, OT, UAB

2010

SENIOR BOWL

Dwayne Harris, WR/KR, East Carolina
Lee Smith, TE, Marshall
Charles Clay, RB, Tulsa

EAST-WEST SHRINE GAME

Cheta Ozougwu, DE, Rice
Bruce Miller, DE, UCF
Aldrick Robinson, WR, SMU

TEXAS VS. THE NATION

Willie Smith, OT, East Carolina
Isaiah Thompson, OL, Houston
Mario Harvey, LB, Marshall
Peter Hendrickson, OL, Tulane
Jamar Newsome, WR, UCF
Kris Adams, WR, UTEP

2009

SENIOR BOWL

Joe Webb, QB/WR, UAB
Jeremy Williams, WR, Tulane
Matt Dodge, P, East Carolina

EAST-WEST SHRINE GAME

Andre Anderson, RB, Tulane
Emmanuel Sanders, WR, SMU
Jeremy Williams, WR, Tulane
Torrell Troup, DE, UCF
C.J. Wilson, DE, East Carolina
Van Eskridge, S, East Carolina

TEXAS VS. THE NATION

Curtis Steele, RB, Memphis
Jeff Moturi, WR, UTEP
Mike Aguayo, OT, UTEP
Da'mon Cromartie-Smith, S, UTEP
Cornelius Brown, CB, UTEP

2008

EAST-WEST SHRINE GAME

Mark Hafner, TE, Houston
Sebastian Vollmer, OL, Houston
Phillip Hunt, DE, Houston
Darius Marshall, WR, Marshall
C.J. Spillman, DB, Marshall
Clinton McDonald, DL, Memphis
Jarett Dillard, WR, Rice

UNDER ARMOUR SENIOR BOWL

Thomas Morstead, P, SMU
Shawn Nelson, TE, Southern Miss
Troy Kropog, OL, Tulane

TEXAS VS. THE NATION

Stanley Bryant, OT, East Carolina
Davon Drew, TE, East Carolina
David Johnson, QB, Tulsa
Tarrion Adams, RB, Tulsa
Moton Hopkins, DE, Tulsa
Swayze Waters, PK/P, UAB
Joe Burnett, CB, UCF
Jamar Hunt, TE, UTEP
Jose Martinez, K, UTEP

2007

EAST-WEST SHRINE GAME

Anthony Alridge, RB, Houston
Bernard Morris, QB, Marshall
Paul Smith, QB, Tulsa
Quintin Demps, DB, UTEP
Marcus Thomas, RB, UTEP

HULA BOWL

Marcus Fitzgerald, WR, Marshall
Doug Legursky, C, Marshall
Bernard Morris, QB, Marshall
Paul Smith, QB, Tulsa
Marcus Thomas, RB, UTEP

SENIOR BOWL

Chris Johnson, RB, East Carolina
Donnie Avery, WR, Houston
Matt Forté, RB, Tulane
Oniel Cousins, OL, UTEP

TEXAS VS. THE NATION

Jake Sears, TE, UTEP
Joe West, WR, UTEP
Jeron Harvey, WR, Houston
Ben Poynter, OL, SMU
George Chukwu, DT, Rice

Jeremy Jones, LB, UTEP
Brandon Sumrall, CB, Southern Miss
Frank Morton, DT, Tulane
Leger Douzable, DT, UCF

2006

EAST-WEST SHRINE GAME

Jackie Battle, RB, Houston
Lester Ricard, QB, Tulane
Julius Wilson, OL, UAB

HULA BOWL

Eric Graham, OG, East Carolina
Willie Gaston, CB, Houston
Will Gulley, FS, Houston
Marquay Love, NT, Houston
Vincent Marshall, WR, Houston
Jared Scruggs, P, Rice
Zach West, DL, UTEP

INTA JUICE NORTH-SOUTH CLASSIC

Damarcus Davis, WR, Tulane
Darren McCaleb, K, Southern Miss
Brandon McDonald, FB, Memphis
Marcus Rucker, LB, Rice
Quinton Smith, RB, Rice

MAGNOLIA GRIDIRON CLASSIC

Blake Butler, OL, Memphis
Damarcus Davis, WR, Tulane
Michael Gibson, P, Memphis
Wesley Jones, OT, Marshall
Donald Madlock, OG, Tulane
Brandon McDonald, FB, Memphis
Brandon Register, SS, UAB
Mastaki Smith, LB, UAB
Cedric Gagne-Marcoux, OL, UCF

SENIOR BOWL

Stephen Gostkowski, Memphis
DeAngelo Williams, Memphis
Darrell Hackney, QB, UAB
Thomas Howard, LB, UTEP

2005

EAST-WEST SHRINE GAME

Thomas Howard, LB, UTEP

HULA BOWL

Chris Moore, LB, East Carolina
Guy Whipper, OT, East Carolina
Chris Hawkins, DB, Marshall
Maurice Avery, WR, Memphis
John Syptak, DE, Rice
Ryan Mentzel, P, SMU
Brandon Marshall, WR, UCF

LAS VEGAS ALL-AMERICAN CLASSIC

Ryan Gilbert, RB, Houston
Tim Goodwell, LB, Memphis
Tra Boger, SS, Tulane
Anthony Cannon, LB, Tulane
Sean Lucas, CB, Tulane
Tyler Ebell, RB, UTEP
Darcy Johnson, TE, UCF

SENIOR BOWL

Stephen Gostkowski, K, Memphis
DeAngelo Williams, RB, Memphis
Darrell Hackney, QB, UAB
Thomas Howard, LB, UTEP

2004

EAST-WEST SHRINE GAME

Stefan LeFors, QB, Louisville
Albert Means, DE, Memphis
J.R. Russell, WR, Louisville
Greg Washington, LB, Army

HULA BOWL

Reggie Harrell, WR, TCU
Chase Johnson, OL, TCU
Martin Patterson, LB, TCU
Zac Woodfin, LB, UAB

LAS VEGAS ALL-AMERICAN CLASSIC

Shamar Abrams, DT, UAB
Antoine Cash, LB, Southern Miss
Joe Clay, DE, Houston
Stephen Cucci, TE, Houston
Marvin Godbolt, S, TCU
Tyrone Saterfield, DT, Louisville
Eric Scott, DT, Southern Miss
Hannibal Thomas, WR, Cincinnati

THE VILLAGES GRIDIRON CLASSIC

Anthony Alabi, OL, TCU
Jamar Enzor, LB, Cincinnati
Lionel Gates, RB, Louisville
Mark Walker, DB, TCU
Nigel Eldridge, LB, UAB
Roydell Williams, WR, Tulane
Zac Woodfin, LB, UAB

SENIOR BOWL

Michael Boley, LB, Southern Miss
Trent Cole, DE, Cincinnati
Robert McCune, LB, Louisville
Jeremy Parquet, OL, Southern Miss
Cody McCarty, TE, TCU
Roydell Williams, WR, Tulane
Roddy White, WR, UAB

2003

BLUE GRAY ALL-STAR CLASSIC

Damene Duckett, East Carolina
Vonta Leach, East Carolina
Ronnie Ghent, Louisville
Josh Minkins, Louisville
Richard Owens, Louisville
DeJuan Green, USF
Maurice Jones, USF
Huey Whittaker, USF

EAST-WEST SHRINE

Ryan Kent, Army
Etric Pruitt, Southern Miss
Bo Schobel, TCU

HULA BOWL

Rex Hadnot, Houston
Maurice Jones, USF
Nick Browne, TCU

LAS VEGAS ALL-AMERICAN CLASSIC

Rex Hadnot, Houston

THE VILLAGES GRIDIRON CLASSIC

Ronnie Ghent, Louisville
Maurice Jones, USF
J.R. Reed, USF
Ronald Jones, Southern Miss
Robert Pollard, TCU
Chad Pugh, TCU

SENIOR BOWL

Brian Rimpf, East Carolina
Ronnie Ghent, Louisville
Greg Brooks, Southern Miss
Rod Davis, Southern Miss
Etric Pruitt, Southern Miss
J.P. Losman, Tulane
Mewelde Moore, Tulane

2002

EAST-WEST SHRINE

Clarence Holmes, Army
Hanik Milligan, Houston
Jason Goss, TCU

HULA BOWL

Aaron Burger, Army
Joe Gerda, Memphis
Chris Brown, UAB
Willie Quinnie, UAB

PARADISE BOWL

DeMarco McCleskey, RB, Cincinnati
Joffrey Reynolds, RB, Houston
Jesse Sowell, DB, Houston
Rufus Williams, OL, Houston
Jason Goss, CB, TCU

ROTARY GRIDIRON

Blue Adams, Cincinnati
Kirt Doolin, Cincinnati
DeMarco McCleskey, Cincinnati
Jonathan Ruffin, Cincinnati
Kelly Hardy, East Carolina
Curry Burns, Louisville
Jeremy Bridges, Southern Miss
Jasin Jimenez, Southern Miss
Adrian Madise, TCU

SENIOR BOWL

Dave Ragone, Louisville
Jeremy Bridges, Southern Miss
Torrin Tucker, Southern Miss

LaMarcus McDonald, TCU
Chris Brown, UAB

2001

BLUE-GRAY

Dan MacElroy, Army
Marcus Smith, Memphis
Ryan White, Memphis
Roy Magee, Southern Miss
Terrell Harris, Tulane
Patrick Ramsey, Tulane
Casey Roussel, Tulane
Marlon Bush, UAB
Jegil Dugger, UAB
Rod Taylor, UAB

EAST-WEST SHRINE

Clint Dodson, Army
Pernell Griffin, East Carolina
Zek Parker, Louisville
Artis Hicks, Memphis
Charlie Owens, TCU
Matt Schobel, TCU

HULA BOWL

Leonard Henry, East Carolina

ROTARY GRIDIRON

Orlando Iglesias, Houston
Hamin Milligan, Houston
Victor Payne, TCU

SENIOR BOWL

David Garrard, East Carolina
Deion Branch, Louisville
Patrick Ramsey, Tulane
Casey Roussel, Tulane
Eddie Freeman, UAB
Bryan Thomas, UAB

2000

BLUE-GRAY

Jason McKinley, Houston
Marcus Bell, Memphis
Kamal Shakir, Memphis
Michael Stone, Memphis
Daleroy Stewart, Southern Miss
Noel Ellis, Tulane
Otis Leverette, UAB
Undrae Crosby, UAB
Carl Fair, UAB

HULA BOWL

Lyle Weaver, Army
Keith Stokes, East Carolina
Sherwin Lacewell, East Carolina
Jason McKinley, Houston
Donovan Arp, Louisville
Rashad Holman, Louisville
Arnold Jackson, Louisville

EAST/WEST SHRINE GAME

Mario Monds, Cincinnati
Wayne Rogers, Houston
Leo Barnes, Southern Miss

TYCO GRIDIRON CLASSIC

Deontey Kenner, Cincinnati
Rashad Holman, Louisville
Arnold Jackson, Louisville
Jason Padget, Louisville
Kamal Shakir, Memphis
Daleroy Stewart, Southern Miss
Tim Carter, Tulane
Noel Ellis, Tulane

SENIOR BOWL

Cedric Scott, Southern Miss
Raymond Walls, Southern Miss
Bernard Robertson, Tulane

1999

BLUE-GRAY

Jake Arians, UAB
JaJuan Dawson, Tulane
Damien Dodson, Memphis
Mike Green, Houston
Tinker Keck, Cincinnati
Adisa King, Army
Kris Neal, UAB
Tim Seymour, Memphis
Graham White, Army

SENIOR BOWL

Andrew Bayes, East Carolina
Anthony Byrd, Louisville
Sherrrod Gideon, Southern Miss
Ibn Green, Louisville
Terrance Parrish, Southern Miss
Todd Pinkston, Southern Miss
Chris Redman, Louisville
T.J. Slaughter, Southern Miss
Adalius Thomas, Southern Miss

EAST-WEST SHRINE GAME

Greg Brown, Houston
Sherrrod Gideon, Southern Miss
Ibn Green, Louisville
Jeff Kerr, East Carolina
Adalius Thomas, Southern Miss

HULA BOWL

Adriano Belli, Houston
Scott Kozak, Army

1998

BLUE-GRAY

Wilbert Brown, Houston
Buck Collins, East Carolina
Troy Smith, East Carolina

SENIOR BOWL

Shaun King, Tulane
Brad Palazzo, Tulane
Roderick Coleman, East Carolina

HULA BOWL

Brian Connelly, Army
Troy Smith, East Carolina

EAST-WEST SHRINE BOWL

Roderick Coleman, East Carolina
DeShone Mallard, Southern Miss
Rick Nord, Louisville

ALL-STAR GRIDIRON CLASSIC

Kenny Dale Rowland, Army

1997

BLUE-GRAY

Dan Gonzalez, East Carolina
Terry Rice-Locket, Louisville
Leonta Rheams, Houston
Derrick Singleton, Tulane

SENIOR BOWL

Artrell Hawkins, Cincinnati
Derrick Ransom, Cincinnati
Larry Shannon, East Carolina
Patrick Surtain, Southern Miss

HULA BOWL

Mike Parker, Houston

EAST-WEST SHRINE BOWL

Jason Fabini, Cincinnati

1996

BLUE-GRAY GAME

Chris Hewitt, Cincinnati
Marvin Thomas, Memphis
Ken Newton, Memphis
Daryl Terrell, Southern Miss
Jerald Sowell, Tulane

SENIOR BOWL

Robert Tate, Cincinnati
Antowain Smith, Houston
Marcus Spriggs, Houston
Tyrus McCloud, Louisville
Marvin Thomas, Memphis
Johnny Lomoro, Southern Miss
Jerald Sowell, Tulane

EAST-WEST SHRINE GAME

Daryl Terrell, Southern Miss
Sam Madison, Louisville
Tyrus McCloud, Louisville

ALL-ACADEMIC TEAM

2016

Lee McNeill, Gr., Charlotte
Dillon DeBoer, Jr., Florida Atlantic
Xavier Woods, Sr., Louisiana Tech
Ryan Yurachek, Jr., Marshall
Brent Stockstill, So., Middle Tennessee
Fred Scott, Sr., North Texas
Tyler Compton, Sr., Old Dominion
Emmanuel Ellerbee, Jr., Rice
Picasso Nelson, Jr., Sr., Southern Miss
Cameron Tom, Sr., Southern Miss
John De LaRosa, Sr., UTEP

2015

Lee McNeill, Jr., Charlotte
Dillon DeBoer, Jr., Florida Atlantic
Jeff Driskel, Sr., Louisiana Tech
Xavier Woods, Jr., Louisiana Tech
Matt Cincotta, Sr., Marshall
Chris Miles, Fr., North Texas
Tyler Compton, Jr., Old Dominion
Darik Dillard, Jr., Rice
Picasso Nelson, Jr., Gr., Southern Miss
Cameron Tom, Jr., Southern Miss
Marcus Ward, Jr., WKU
Jake Collins - R-Fr., WKU

2014

Xavier Woods, So., Louisiana Tech
Eric Frohnappel, Sr., Marshall
Trevor Mendelson, Sr., Marshall
Jordan Parker, Jr., Middle Tennessee
Cyril Lemon, Sr., North Texas
Tyler Compton, So., Old Dominion
Josh Mann, Sr., Old Dominion
James Farrimond, Jr., Rice
James Hairston, Gr., Rice
Brian Nordstrom, Jr., Rice
Corey Acosta, Sr., Southern Miss
Cameron Tom, So., Southern Miss
Cody Clements, Jr., UAB
Wesley Miller, Sr., UTEP
Nate Leonard, Sr., UTSA

2013

Adhem Elswawi, Sr., East Carolina
Warren Harvey, Jr., East Carolina
Logan Kilgore, Gr., Middle Tennessee
Ryan Boutwell, Gr., North Texas
Zach Orr, Sr., North Texas
Tanner Leland, Sr., Rice
Paul Porras, Sr., Rice
Corey Acosta, Jr., Southern Miss
Sam Scofield, Jr., Tulane
Nate Leonard, Jr., UTSA
Eric Soza, Sr., UTSA

2012

Adhem Elswawi, Jr., East Carolina
Matt Milner, Jr., East Carolina
Jacob Karam, Gr., Memphis
Tanner Leland, Jr., Rice
Randall Joyner, Jr., SMU
Corey Acosta, So., Southern Miss
Brandon Francesconi, Sr., Southern Miss
Ryan Griffin, Sr., Tulane
Sam Scofield, So., Tulane
Jared St. John, Sr., Tulsa
Taylor Klein, Sr., UAB
Ray Shipman, Gr., UCF
Jordan Leslie, So., UTEP

2011

Matt Milner, So., East Carolina
Case Keenum, Sr., Houston
Tyson Gale, Sr., Marshall
Matt Nordstrom, Sr., Rice
Scott Solomon, Sr., Rice
Kelvin Beachum, Sr., SMU
Creighton Nelms, Sr., Southern Miss
Ryan Griffin, Jr., Tulane
Alan Dock, Sr., Tulsa
G.J. Kinne, Sr., Tulsa
Josh Linam, Sr., UCF
Jeremy Springer, Sr., UTEP

2010

Matt Milner, Fr., East Carolina
Lee Smith, Sr., Marshall
Dominik Riley, Gr., Memphis
Travis Bradshaw, Jr., Rice
Brandon Long, Sr., Rice
Cheta Ozougwu, Sr., Rice
Pete Fleps, Gr., SMU
Austin Davis, Jr., Southern Miss
Cody Sparks, Sr., Tulane
G.J. Kinne, Jr., Tulsa
Josh Linam, Jr., UCF

2009

Sean Allen, Sr., East Carolina
Patrick Pinkney, Sr., East Carolina
Matt Reagan, Sr., Memphis
Travis Bradshaw, Jr., Rice
Clark Fangmeier, Sr., Rice
Andrew Sendejo, Sr., Rice
Mitch Enright, Sr., SMU
Chase Kennemer, Sr., SMU
Andre Anderson, Sr., Tulane
G.J. Kinne, So., Tulsa
Rocky Ross, Jr., UCF
Greg Hiett, Sr., UTEP
Cameron Raschke, Gr., UTEP
Jeremy Springer, So., UTEP

2008

Jake Ebner, Sr., Houston
Case Keenum, So., Houston
Matt Altobello, Gr., Marshall
Brandon Patterson, Gr., Memphis
Brandon Pearce, Gr., Memphis
James Casey, So., Rice
Andrew Sendejo, Jr., Rice
Mitch Enright, Jr., SMU
Pete Fleps, So., SMU
Austin Davis, Fr., Southern Miss
Andre Anderson, Jr., Tulane
Moton Hopkins, Sr., Tulsa
David Johnson, Sr., Tulsa
Cameron Raschke, Jr., UTEP

2007

Josh Coffman, G, East Carolina
Jake Kasser, Sr., Memphis
Brandon Patterson, Gr., Memphis
Robby Heos, Sr., Rice
Andrew Sendejo, So., Rice
Thomas Morstead, Jr., SMU
Zack Sledge, Sr., SMU
Jeremy Young, Sr., Southern Miss
Nelson Coleman, Gr., Tulsa
Paul Smith, Sr., Tulsa
Sha'reef Rashad, Jr., UCF
Keith Shologan, Sr., UCF
Lorne Sam, Gr., UTEP

TEAM YEAR-BY-YEAR RESULTS

CHARLOTTE

YEAR	COACH	OVERALL	C-USA	BOWL
2016	Brad Lambert	4-8	3-5	
2015	Brad Lambert	2-10	0-8	
2014	Brad Lambert	5-6		
2013	Brad Lambert	5-6		

FIU

YEAR	COACH	OVERALL	C-USA	BOWL
2016	Ron Cooper (interim)	4-4	4-4	
2015	Ron Turner	5-7	3-5	
2014	Ron Turner	4-8	3-5	
2013	Ron Turner	1-11	1-7	
2012	Mario Cristobal	3-9		
2011	Mario Cristobal	8-5		Beef 'O' Brady's
2010	Mario Cristobal	7-6		Little Caesars
2009	Mario Cristobal	3-9		
2008	Mario Cristobal	5-7		
2007	Mario Cristobal	1-11		
2006	Don Strock	0-12		
2005	Don Strock	5-6		[five wins were vacated]
2004	Don Strock	3-7		[three wins were vacated]
2003	Don Strock	2-10		[two wins were vacated]
2002	Don Strock	5-6		

FLORIDA ATLANTIC

YEAR	COACH	OVERALL	C-USA	BOWL
2016	Charlie Partridge	3-9	2-6	
2015	Charlie Partridge	3-9	3-5	
2014	Charlie Partridge	3-9	2-6	
2013	Carl Pelini/Brian Wright	6-6	4-4	
2012	Carl Pelini	3-9		
2011	Howard Schnellenberger	1-11		
2010	Howard Schnellenberger	4-8		
2009	Howard Schnellenberger	5-7		
2008	Howard Schnellenberger	7-6		Motor City
2007	Howard Schnellenberger	8-5		New Orleans
2006	Howard Schnellenberger	5-7		
2005	Howard Schnellenberger	2-9		
2004	Howard Schnellenberger	9-3		
2003	Howard Schnellenberger	11-3		Semi-Final I-AA
2002	Howard Schnellenberger	2-9		
2001	Howard Schnellenberger	4-6		

LOUISIANA TECH

YEAR	COACH	OVERALL	C-USA	BOWL
2016	Skip Holtz	9-5	6-2	Armed Forces
2015	Skip Holtz	9-4	6-2	New Orleans
2014	Skip Holtz	9-5	7-1	Heart of Dallas
2013	Skip Holtz	4-8	3-5	
2012	Sonny Dykes	9-3		
2011	Sonny Dykes	8-5		Poinsettia
2010	Sonny Dykes	5-7		
2009	Derek Dooley	4-8		
2008	Derek Dooley	8-5		Independence
2007	Derek Dooley	5-7		
2006	Jack Bicknell	3-10		
2005	Jack Bicknell	7-4		
2004	Jack Bicknell	6-6		
2003	Jack Bicknell	5-7		
2002	Jack Bicknell	4-8		
2001	Jack Bicknell	7-5		Humanitarian
2000	Jack Bicknell	3-9		
1999	Jack Bicknell	8-3		
1998	Gary Crowton	6-6		
1997	Gary Crowton	9-2		
1996	Gary Crowton	6-5		
1995	Joe Peace	5-6		
1994	Joe Peace	3-8		
1993	Joe Peace	2-9		
1992	Joe Peace	5-6		
1991	Joe Peace	8-1-2		
1990	Joe Peace	8-3-1		Independence
1989	Joe Peace	4-6		
1988	Joe Peace	4-7		
1987	Carl Torbush	3-8		

1986	A.L. Williams	6-4-1		
1985	A.L. Williams	8-3		
1984	A.L. Williams			I-AA Playoffs
1983	A.L. Williams	4-7		
1982	Billy Brewer	10-3		I-AA Playoffs
1981	Billy Brewer	4-6-1		
1980	Larry Beightol	5-6		
1979	Larry Beightol	3-8		
1978	Maxie Lambright	6-5		Independence
1977	Maxie Lambright	9-1-2		Independence
1976	Maxie Lambright	6-5		
1975	Maxie Lambright	8-2		
1974	Maxie Lambright	11-1		Division II Playoffs
1973	Maxie Lambright	12-1		Division II Playoffs
1972	Maxie Lambright	12-0		Grantland Rice
1971	Maxie Lambright	9-2		Pioneer
1970	Maxie Lambright	2-8		
1969	Maxie Lambright	8-2		Grantland Rice
1968	Maxie Lambright	9-2		Grantland Rice
1967	Maxie Lambright	3-7		
1966	Joe Aillet	1-9		
1965	Joe Aillet	4-4		
1964	Joe Aillet	9-1		
1963	Joe Aillet	6-3		
1962	Joe Aillet	4-4		
1961	Joe Aillet	5-4		
1960	Joe Aillet	8-2		
1959	Joe Aillet	9-1		
1958	Joe Aillet	7-3		
1957	Joe Aillet	6-4		
1956	Joe Aillet	4-3-2		
1955	Joe Aillet	9-1		
1954	Joe Aillet	6-3		
1953	Joe Aillet	6-3		
1952	Joe Aillet	6-1-2		
1951	Joe Aillet	4-5		
1950	Joe Aillet	5-4-1		
1949	Joe Aillet	7-2		
1948	Joe Aillet	7-2-1		
1947	Joe Aillet	5-4		
1946	Joe Aillet	7-3		
1945	Joe Aillet	6-4		
1944	Joe Aillet	3-5-1		
1943	Football Discontinued			
1942	Joe Aillet	6-3		
1941	Joe Aillet	5-4-1		
1940	Joe Aillet	6-4		
1939	Ray E. Davis	5-6		
1938	L.P. McLane	3-7-1		
1937	L.P. McLane	6-3-2		
1936	L.P. McLane	6-2-1		
1935	L.P. McLane	8-1		
1934	L.P. McLane	4-6		
1933	George Bohler	1-7		
1932	George Bohler	4-4		
1931	George Bohler	7-0		
1930	George Bohler	3-6		
1929	F.A. Rockwell	4-4-2		
1928	F.A. Rockwell	2-7		
1927	Hugh E. Wilson	3-5		
1926	Hugh E. Wilson	5-2-2		
1925	R.C. Kenney	1-6-2		
1924	Phillip Arbuckle	1-6-1		
1923	William H. Dietz	6-2		
1922	William H. Dietz	5-1-1		
1921	R.F. Clark	6-0		
1920	R.F. Clark	5-1		
1919	Percy S. Prince	*0-3		
1918	Percy S. Prince	Unknown		
1917	V.S. Pugh	2-3		
1916	A. Flack	*2-4		
1915	Percy S. Prince	3-1-2		
1914	Percy S. Prince	2-4		
1913	Percy S. Prince	3-4-1		
1912	Percy S. Prince	*1-2-1		
1911	Percy S. Prince	4-2-1		
1910	Percy S. Prince	*7-0		
1909	Percy S. Prince	4-1		
1908	A.L. Cornell	4-3-1		
1907	George L. Watkins	9-1		
1906	Z.T. Young	2-1-3		
1905	J.Y. Bragg	*0-1		
1904	E.G. Pierce	1-3		

1903	Unknown	*0-1		
1902	Frank Singleton	*Unknown		
1901	Edwin Barber	0-2		

MARSHALL

YEAR	COACH	OVERALL	C-USA	BOWL
2016	Doc Holliday	3-9	2-6	
2015	Doc Holliday	10-3	6-2	St. Petersburg
2014	Doc Holliday	13-1	7-1	Boca Raton
2013	Doc Holliday	10-4	7-1	Military
2012	Doc Holliday	5-7-0	4-4	
2011	Doc Holliday	7-6-0	5-3	Beef O'Brady's
2010	Doc Holliday	5-7-0	4-4	
2009	Mark Snyder	7-6-0	4-4	Little Caesars
2008	Mark Snyder	4-8-0	3-5	
2007	Mark Snyder	3-9-0	3-5	
2006	Mark Snyder	5-7-0	4-4	
2005	Mark Snyder	4-7-0	3-5	
2004	Bob Pruett	6-6-0		Fort Worth
2003	Bob Pruett	8-4-0		
2002	Bob Pruett	11-2-0		GMAC
2001	Bob Pruett	11-2-0		GMAC
2000	Bob Pruett	8-5-0		Motor City
1999	Bob Pruett	13-0-0		Motor City
1998	Bob Pruett	12-1-0		Motor City
*1997	Bob Pruett	10-3-0		Motor City
1996	Bon Pruett	15-0-0		
(Division I-AA National Champions)				
1995	Jim Donnan	12-3-0		
1994	Jim Donnan	12-2-0		
1993	Jim Donnan	11-4-0		
1992	Jim Donnan	12-3-0		
(Division I-AA National Champions)				
1991	Jim Donnan	11-4-0		
1990	Jim Donnan	6-5-0		
1989	George Chaump	6-5-0		
1988	George Chaump	11-2-0		
1987	George Chaump	10-5-0		
1986	George Chaump	6-4-1		
1985	Stan Parrish	7-3-1		
1984	Stan Parrish	6-5-0		
1983	Sonny Randle	4-7-0		
1982	Sonny Randle	3-8-0		
1981	Sonny Randle	2-9-0		
1980	Sonny Randle	2-8-1		
1979	Sonny Randle	1-10-0		
1978	Frank Elwood	1-10-0		
1977	Frank Elwood	2-9-0		
1976	Frank Elwood	5-6-0		
1975	Frank Elwood	2-9-0		
1974	Jack Lengyel	1-10-0		
1973	Jack Lengyel	4-7-0		
1972	Jack Lengyel	2-8-0		
1971	Jack Lengyel	2-8-0		
1970	Rick Tolley	3-6-0		
1969	Rick Tolley	3-7-0		
1968	Perry Moss	0-9-1		
1967	Charlie Snyder	0-10-0		
1966	Charlie Snyder	2-8-0		
1965	Charlie Snyder	5-5-0		
1964	Charlie Snyder	7-3-0		
1963	Charlie Snyder	5-4-1		
1962	Charlie Snyder	4-6-0		
1961	Charlie Snyder	2-7-1		
1960	Charlie Snyder	2-7-1		
1959	Charlie Snyder	1-8-0		
1958	Herb Royer	3-6-0		
1957	Herb Royer	6-3-0		
1956	Herb Royer	3-6-0		
1955	Herb Royer	3-6-0		
1954	Herb Royer	4-5-0		
1953	Herb Royer	2-5-2		
1952	Pete Pedersen	2-7-2		
1951	Pete Pedersen	5-4-1		
1950	Pete Pedersen	2-8-0		
1949	Cam Henderson	6-4-0		
1948	Cam Henderson	2-7-1		
1947	Cam Henderson	9-3-0		
1946	Cam Henderson	2-7-1		
1943-45 No football because of World War II				
1942	Cam Henderson	1-7-1		
1941	Cam Henderson	7-1-0		

1940	Cam Henderson	8-2-0		
1939	Cam Henderson	9-2-0		
1938	Cam Henderson	5-4-0		
1937	Cam Henderson	9-0-1		
1936	Cam Henderson	6-3-1		
1935	Cam Henderson	4-6-0		
1934	Tom Dandeleit	3-6-0		
1933	Tom Dandeleit	3-5-1		
1932	Tom Dandeleit	6-2-1		
1931	Tom Dandeleit	6-3-0		
1930	Johnny Maulbetsch	3-5-1		
1929	Johnny Maulbetsch	5-3-1		
1928	Charles Tallman	8-1-1		
1927	Charles Tallman	5-3-1		
1926	Charles Tallman	5-4-1		
1925	Charles Tallman	4-1-4		
1924	Russell Meredith	4-4-0		
1923	Harrison Briggs	1-7-0		
1922	Kemper Shelton	5-4-0		
1921	Kemper Shelton	5-4-0		
1920	Herbert Cramer	0-8-0		
1919	Archer Reilly	8-0-0		
1918	No football because of World War I			
1917	Carl Shipley	1-7-1		
1916	Boyd Chambers	7-2-1		
1915	Boyd Chambers	1-7-0		
1914	Boyd Chambers	5-4-0		
1913	Boyd Chambers	3-4-0		
1912	Boyd Chambers	3-4-0		
1911	Boyd Chambers	4-1-1		
1910	Boyd Chambers	5-1-1		
1909	Boyd Chambers	3-2-1		
1908	W.G. Vinal	0-6-0		
1907	No Paid Coach	3-2-1		
1906	Pearl Rardin	4-0-1		
1905	Alfred McCary	6-2-0		
1904	George Ford	1-3-3		
1903	George Ford	3-1-1		
1902	No Paid Coach	5-0-2		
1901	No Paid Coach	2-0-1		
1900	No Paid Coach	2-0-1		
1899	No Paid Coach	0-0-1		
1898	No Paid Coach	4-1-0		
1897	No Paid Coach	0-3-0		
1896	No game results available			
1895	No Paid Coach	0-1-1		

*Moved up to Division-IA from Division 1-AA

MIDDLE TENNESSEE

YEAR	COACH	OVERALL	C-USA	BOWL
2016	Rick Stockstill	8-5	5-3	Hawai'i
2015	Rick Stockstill	7-6	6-2	Popeyes Bahamas
2014	Rick Stockstill	6-6	5-3	
2013	Rick Stockstill	8-5	6-2	Armed Forces
2012	Rick Stockstill	8-4		
2011	Rick Stockstill	2-10		
2010	Rick Stockstill	6-7		GoDaddy.com
2009	Rick Stockstill	10-3		New Orleans
2008	Rick Stockstill	5-7		
2007	Rick Stockstill	5-7		
2006	Rick Stockstill	7-6		Motor City
2005	Andy McCollum	4-7		
2004	Andy McCollum	5-6		
2003	Andy McCollum	4-8		
2002	Andy McCollum	4-8		
2001	Andy McCollum	8-3		
2000	Andy McCollum	6-5		
1999	Andy McCollum	3-8		
1998	Boots Donnelly	5-5		
1997	Boots Donnelly	4-6		
1996	Boots Donnelly	6-5		
1995	Boots Donnelly	7-4		
1994	Boots Donnelly	8-3-1		
1993	Boots Donnelly	5-6		
1992	Boots Donnelly	10-3		
1991	Boots Donnelly	9-4		
1990	Boots Donnelly	11-2		
1989	Boots Donnelly	9-4		
1988	Boots Donnelly	7-4		
1987	Boots Donnelly	6-5		
1986	Boots Donnelly	6-5		
1985	Boots Donnelly	11-1		
1984	Boots Donnelly	11-3		
1983	Boots Donnelly	8-2		
1982	Boots Donnelly	8-3		

1981	Boots Donnelly	6-5		
1980	Boots Donnelly	2-8		
1979	Boots Donnelly	1-9		
1978	Ben Hurt	1-9-1		
1977	Ben Hurt	3-8		
1976	Ben Hurt	4-7		
1975	Ben Hurt	4-7		
1974	Bill Peck	3-8		
1973	Bill Peck	4-7		
1972	Bill Peck	7-3-1		
1971	Bill Peck	7-4		
1970	Bill Peck	6-3-1		
1969	Don Fuoss	1-9		
1968	Charles Murphy	2-8		
1967	Charles Murphy	5-5		
1966	Charles Murphy	7-3		
1965	Charles Murphy	10-0		
1964	Charles Murphy	8-2-1	Grantland Rice	
1963	Charles Murphy	8-2		
1962	Charles Murphy	6-4		
1961	Charles Murphy	7-4	Tangerine	
1960	Charles Murphy	5-5		
1959	Charles Murphy	10-0-1	Tangerine	
1958	Charles Murphy	8-2		
1957	Charles Murphy	10-0		
1956	Charles Murphy	7-3	Refrigerator	
1955	Charles Murphy	7-2-1		
1954	Charles Murphy	4-4-2		
1953	Charles Murphy	7-4		
1952	Charles Murphy	6-5		
1951	Charles Murphy	7-2-2		
1950	Charles Murphy	9-2		
1949	Charles Murphy	8-0-1		
1948	Charles Murphy	5-5		
1947	Charles Murphy	9-1		
1946	E.W. Midgett	5-3-1		
1943-45	No Football due to World War II			
1942	E.W. Midgett	4-2-1		
1941	E.W. Midgett	4-3-1		
1940	E.W. Midgett	4-4-0		
1939	Herc Alley	1-6-1		
1938	Johnny (Red) Floyd	2-6		
1937	Johnny (Red) Floyd	6-1-1		
1936	Johnny (Red) Floyd	7-1		
1935	Johnny (Red) Floyd	8-0		
1934	Johnny (Red) Floyd	2-7		
1933	E.M. Waller	1-7-1		
1932	Frank Faulkinberry	4-6		
1931	Frank Faulkinberry	6-4		
1930	Frank Faulkinberry	5-5-1		
1929	Frank Faulkinberry	6-3-1		
1928	Frank Faulkinberry	2-4-1		
1927	Frank Faulkinberry	6-2		
1926	Frank Faulkinberry	4-2-1		
1925	Guy Stephenson	3-4-2		
1924	Guy Stephenson	1-5		
1923	Alfred B. Miles	3-1		
1922	Alfred B. Miles	2-6		
1921	Alfred B. Miles	3-2-1		
1920	Alfred B. Miles	4-1		
1919	Alfred B. Miles	6-0		
1918	No Football due to World War I			
1917	Johnny (Red) Floyd	7-0		
1916	Alfred B. Miles	5-2		
1915	Alfred B. Miles	3-3-1		
1914	Alfred B. Miles	5-0-1		
1913	Alfred B. Miles	5-1-1		
1912	L.E. Mutt Weber	1-0		
1911	L.E. Mutt Weber	0-1		

NORTH TEXAS

YEAR	COACH	OVERALL	C-USA	BOWL
2016	Seth Littrell	5-8	3-5	Heart of Dallas
2015	Mike Canales* (interim)	1-6	1-5	
2014	Dan McCarney	0-5	0-2	
2013	Dan McCarney	4-8	2-6	
2012	Dan McCarney	9-4	6-2	Heart of Dallas
2011	Dan McCarney	4-8		
2010	Dan McCarney	5-7		
2010	Mike Canales* (interim)	2-3		
2010	Todd Dodge	1-6		
2009	Todd Dodge	2-10		
2008	Todd Dodge	1-11		
2007	Todd Dodge	2-10		
2006	Darrell Dickey	3-9		

2005	Darrell Dickey	2-9		
2004	Darrell Dickey	7-5	New Orleans	
2003	Darrell Dickey	9-4	New Orleans	
2002	Darrell Dickey	8-5	New Orleans	
2001	Darrell Dickey	5-7	New Orleans	
2000	Darrell Dickey	3-8-0		
1999	Darrell Dickey	2-9-0		
1998	Darrell Dickey	3-8-0		
1997	Matt Simon	4-7-0		
1996	Matt Simon	5-6-0		
1995	Matt Simon	2-9-0*		
1994	Matt Simon	7-4-1		
1993	Dennis Parker	4-7-0		
1992	Dennis Parker	4-7-0		
1991	Dennis Parker	3-7-1		
1990	Corky Nelson	6-5-0		
1989	Corky Nelson	5-6-0		
1988	Corky Nelson	8-4-0		
1987	Corky Nelson	7-5-0		
1986	Corky Nelson	6-4-0		
1985	Corky Nelson	4-6-1		
1984	Corky Nelson	2-9-0		
1983	Corky Nelson	8-4-0*		
1982	Corky Nelson	2-9-0		
1981	Bob Tyler	2-9-0		
1980	Jerry Moore	6-5-0		
1979	Jerry Moore	5-6-0		
1978	Hayden Fry	9-2-0		
1977	Hayden Fry	10-1-0		
1976	Hayden Fry	7-4-0		
1975	Hayden Fry	7-4-0		
1974	Hayden Fry	2-7-2		
1973	Hayden Fry	5-5-1		
1972	Rod Rust	1-10-0		
1971	Rod Rust	3-8-0		
1970	Rod Rust	3-8-0		
1969	Rod Rust	7-3-0		
1968	Rod Rust	8-2-0		
1967	Rod Rust	7-1-1		
1966	Odus Mitchell	8-2-0		
1965	Odus Mitchell	3-7-0		
1964	Odus Mitchell	2-7-1		
1963	Odus Mitchell	3-6-0		
1962	Odus Mitchell	6-4-0		
1961	Odus Mitchell	5-4-1		
1960	Odus Mitchell	2-6-1		
1959	Odus Mitchell	9-2-0	Sun	
1958	Odus Mitchell	7-2-1		
1957	Odus Mitchell	5-5-0		
1956	Odus Mitchell	7-2-1		
1955	Odus Mitchell	5-4-1		
1954	Odus Mitchell	4-6-0		
1953	Odus Mitchell	3-6-1		
1952	Odus Mitchell	7-3-0		
1951	Odus Mitchell	8-4-0		
1950	Odus Mitchell	7-2-1		
1949	Odus Mitchell	8-4-0		
1948	Odus Mitchell	6-4-0		
1947	Odus Mitchell	10-2-0	Salad	
1946	Odus Mitchell	7-3-1	Optimist	
No Team From 1943-45 Due To World War II				
1942	Lloyd Russell	3-5-0		
1941	Jack Sisco	7-1-0		
1940	Jack Sisco	6-3-0		
1939	Jack Sisco	6-1-0		
1938	Jack Sisco	7-4-0		
1937	Jack Sisco	4-4-2		
1936	Jack Sisco	6-2-1		
1935	Jack Sisco	5-3-1		
1934	Jack Sisco	5-4-0		
1933	Jack Sisco	3-4-2		
1932	Jack Sisco	8-1-1		
1931	Jack Sisco	8-3-0		
1930	Jack Sisco	5-4-1		
1929	Jack Sisco	4-3-2		
1928	John Reid	4-5-0		
1927	John Reid	1-6-2		
1926	John Reid	5-3-1		
1925	John Reid	6-4-0		
1924	Theron Fouts	5-3-1		
1923	Theron Fouts	3-5-0		
1922	Theron Fouts	5-2-1		
1921	Theron Fouts	3-3-0		
1920	Theron Fouts	7-1-0		
1919	J.W. St. Clair	5-3-0		
1918	J.W. St. Clair	1-2-1		
1917	J.W. St. Clair	6-1-0		



1916	J.W. St. Clair	4-3-1		
1915	J.W. St. Clair	4-1		
1914	J.W. Pender	3-3		
1913	J.W. Pender	0-1		

*Moved up to Division I-A from Division I-AA
 ~Moved down to Division I-AA from Division I-A

OLD DOMINION

YEAR	COACH	OVERALL	C-USA	BOWL
2016	Bobby Wilder	10-3	7-1	Popeyes Bahamas
2015	Bobby Wilder	5-7	3-5	
2014	Bobby Wilder	6-6	4-4	
*2013	Bobby Wilder	8-4		
2012	Bobby Wilder	11-2	Quarterfinals FCS Playoffs	
2011	Bobby Wilder	10-3	2nd Round FCS Playoffs	
2010	Bobby Wilder	8-3		
2009	Bobby Wilder	9-2		

*Moved up to FBS from FCS

RICE

YEAR	COACH	OVERALL	C-USA	BOWL
2016	David Bailiff	3-9-0	2-6	
2015	David Bailiff	5-7-0	3-5	
2014	David Bailiff	8-5-0	5-3	Hawai'i
2013	David Bailiff	10-4-0	7-1	Liberty
2012	David Bailiff	7-6-0	4-4	Armed Forces
2011	David Bailiff	4-8-0	3-5	
2010	David Bailiff	4-8-0	3-5	
2009	David Bailiff	2-10-0	2-6	
2008	David Bailiff	10-3-0	7-1	Texas
2007	David Bailiff	3-9-0	3-5	
2006	Todd Graham	7-6-0	6-2	New Orleans
2005	Ken Hatfield	1-10-0	1-7	
2004	Ken Hatfield	3-8-0		
2003	Ken Hatfield	5-7-0		
2002	Ken Hatfield	4-7-0		
2001	Ken Hatfield	8-4-0		
2000	Ken Hatfield	3-8-0		
1999	Ken Hatfield	5-6-0		
1998	Ken Hatfield	5-6-0		
1997	Ken Hatfield	7-4-0		
1996	Ken Hatfield	7-4-0		
1995	Ken Hatfield	2-8-1		
1994	Ken Hatfield	5-6-0		
1993	Fred Goldsmith	6-5-0		
1992	Fred Goldsmith	6-5-0		
1991	Fred Goldsmith	4-7-0		
1990	Fred Goldsmith	5-6-0		
1989	Fred Goldsmith	2-8-1		
1988	Jerry Berndt	0-11-0		
1987	Jerry Berndt	2-9-0		
1986	Jerry Berndt	4-7-0		
1985	Watson Brown	3-8-0		
1984	Watson Brown	1-10-0		
1983	Ray Alborn	1-10-0		
1982	Ray Alborn	0-11-0		
1981	Ray Alborn	4-7-0		
1980	Ray Alborn	5-6-0		
1979	Ray Alborn	1-10-0		
1978	Ray Alborn	2-9-0		
1977	Homer Rice	1-10-0		
1976	Homer Rice	3-8-0		
1975	Al Conover	2-9-0		
1974	Al Conover	2-8-1		
1973	Al Conover	5-6-0		
1972	Al Conover	5-5-1		
1971	Bill Peterson	3-7-1		
1970	Bo Hagan	5-5-0		
1969	Bo Hagan	3-7-0		
1968	Bo Hagan	0-9-1		
1967	Bo Hagan	4-6-0		
1966	Jess Neely	2-8-0		
1965	Jess Neely	2-8-0		
1964	Jess Neely	4-5-1		
1963	Jess Neely	6-4-0		
1962	Jess Neely	2-6-2		
1961	Jess Neely	7-4-0		Bluebonnet
1960	Jess Neely	7-4-0		Sugar
1959	Jess Neely	1-7-2		
1958	Jess Neely	5-5-0		
1957	Jess Neely	7-4-0		Cotton
1956	Jess Neely	4-6-0		
1955	Jess Neely	2-7-1		

1954	Jess Neely	7-3-0		
1953	Jess Neely	9-2-0		Cotton
1952	Jess Neely	5-5-0		
1951	Jess Neely	5-5-0		
1950	Jess Neely	6-4-0		
1949	Jess Neely	10-1-0		Cotton
1948	Jess Neely	5-4-1		
1947	Jess Neely	6-3-1		
1946	Jess Neely	9-2-0		Orange
1945	Jess Neely	5-6-0		
1944	Jess Neely	5-6-0		
1943	Jess Neely	3-7-0		
1942	Jess Neely	7-2-1		
1941	Jess Neely	6-3-1		
1940	Jess Neely	7-3-0		
1939	Jimmy Kitts	1-9-1		
1938	Jimmy Kitts	4-6-0		
1937	Jimmy Kitts	6-3-2		Cotton
1936	Jimmy Kitts	5-7-0		
1935	Jimmy Kitts	8-3-0		
1934	Jimmy Kitts	9-1-1		
1933	Jack Meagher	3-8-0		
1932	Jack Meagher	7-3-0		
1931	Jack Meagher	6-4-0		
1930	Jack Meagher	8-4-0		
1929	Jack Meagher	2-7-0		
1928	Claude Rothgeb	2-7-0		
1927	John W. Heisman	2-6-1		
1926	John W. Heisman	4-4-1		
1925	John W. Heisman	4-4-1		
1924	John W. Heisman	3-5-0		
1923	Phil Arbuckle	3-5-0		
1922	Phil Arbuckle	4-4-0		
1921	Phil Arbuckle	4-4-1		
1920	Phil Arbuckle	4-2-2		
1919	Phil Arbuckle	8-1-0		
1918	John Anderson	1-5-1		
1917	Phil Arbuckle	7-1-0		
1916	Phil Arbuckle	6-1-2		
1915	Phil Arbuckle	5-3-0		
1914	Phil Arbuckle	3-2-3		
1913	Phil Arbuckle	4-0-0		
1912	Phil Arbuckle	3-2-0		

SOUTHERN MISS

YEAR	COACH	OVERALL	C-USA	BOWL
2016	Jay Hopson	7-6-0	4-4	New Orleans
2015	Todd Monken	9-5-0	7-1	Heart of Dallas
2014	Todd Monken	3-9-0	1-7	
2013	Todd Monken	1-11-0	1-7	
2012	Ellis Johnson	0-12-0	0-8	
2011	Larry Fedora	12-2-0	6-2	Sheraton Hawaii
2010	Larry Fedora	8-5-0	5-3	Beef O'Brady's
2009	Larry Fedora	7-6-0	5-3	New Orleans
2009	Larry Fedora	7-6-0	4-4	New Orleans
2007	Jeff Bower	7-6-0	5-3	Papajohns.com
2006	Jeff Bower	9-5-0	6-2	GMAC
2005	Jeff Bower	7-5-0	5-3	New Orleans
2004	Jeff Bower	7-5-0	5-3	New Orleans
2003	Jeff Bower	9-4-0	8-0	Liberty
2002	Jeff Bower	7-6-0	5-3	Houston
2001	Jeff Bower	6-5-0	4-3	
2000	Jeff Bower	8-4-0	4-3	Mobile
1999	Jeff Bower	9-3-0	6-0	Liberty
1998	Jeff Bower	7-5-0	5-1	Humanitarian
1997	Jeff Bower	9-3-0	6-0	Liberty
1996	Jeff Bower	8-3-0	4-1	
1995	Jeff Bower	6-5-0		
1994	Jeff Bower	6-5-0		
1993	Jeff Bower	3-7-1		
1992	Jeff Bower	7-4-0		
1991	Jeff Bower	4-7-0		
1990	C. Hallman/J. Bower	8-4-0		All-American
1989	Curley Hallman	5-6-0		
1988	Curley Hallman	10-2-0		Independence
1987	Jim Carmody	6-5-0		
1986	Jim Carmody	6-5-0		
1985	Jim Carmody	7-4-0		
1984	Jim Carmody	4-7-0		
1983	Jim Carmody	7-4-0		
1982	Jim Carmody	7-4-0		
1981	Bobby Collins	9-2-1		Tangerine
1980	Bobby Collins	9-3-0		Independence
1979	Bobby Collins	6-4-1		
1978	Bobby Collins	7-4-0		

1977	Bobby Collins	6-6-0		
1976	Bobby Collins	3-8-0		
1975	Bobby Collins	8-3-0		
1974	P.W. Underwood	6-5-0		
1973	P.W. Underwood	6-4-1		
1972	P.W. Underwood	3-7-1		
1971	P.W. Underwood	6-5-0		
1970	P.W. Underwood	5-6-0		
1969	P.W. Underwood	5-5-0		
1968	P.W. Underwood	4-6-0		
1967	Thad (Pie) Vann	6-3-0		
1966	Thad (Pie) Vann	6-4-0		
1965	Thad (Pie) Vann	7-2-0		
1964	Thad (Pie) Vann	6-3-0		
1963	Thad (Pie) Vann	5-3-1		
1962	Thad (Pie) Vann	9-1-0		
1961	Thad (Pie) Vann	8-2-0		
1960	Thad (Pie) Vann	6-4-0		
1959	Thad (Pie) Vann	6-4-0		
1958	Thad (Pie) Vann	9-0-0		Tangerine
1957	Thad (Pie) Vann	8-3-0		Tangerine
1956	Thad (Pie) Vann	7-2-1		
1955	Thad (Pie) Vann	9-1-0		
1954	Thad (Pie) Vann	6-4-0		
1953	Thad (Pie) Vann	9-2-0		Sun
1952	Thad (Pie) Vann	10-2-0		Sun
1951	Thad (Pie) Vann	6-5-0		
1950	Thad (Pie) Vann	5-5-0		
1949	Thad (Pie) Vann	7-3-0		
1948	Reed Green	7-3-0		
1947	Reed Green	7-3-0		
1946	Reed Green	7-3-0		
1942	Reed Green	4-0-0		
1941	Reed Green	9-0-1		
1940	Reed Green	7-4-0		
1939	Reed Green	4-2-3		
1938	Reed Green	7-2-0		
1937	Reed Green	7-3-0		
1936	Pooley Hubert	7-2-1		
1935	Pooley Hubert	6-4-0		
1934	Pooley Hubert	3-4-2		
1933	Pooley Hubert	3-5-2		
1932	Pooley Hubert	5-4-0		
1931	Pooley Hubert	2-5-0		
1930	John Lumpkin	3-5-1		
1929	W.B. Saunders	2-6-1		
1928	W.B. Saunders	4-5-0		
1927	Herschel Bobo	3-4-1		
1926	Herschel Bobo	3-4-1		
1925	Herschel Bobo	0-6-0		
1924	Herschel Bobo	3-3-2		
1923	O.V. Austin	3-3-0		
1922	O.V. Austin	2-6-0		
1921	O.V. Austin	3-4-0		
1920	B.B. O'Mara	5-2-1		
1919	Cephus Anderson	4-1-2		
1916	A.B. Dillie	0-3-0		
1915	A.B. Dillie	4-4-0		
1914	A.B. Dillie	2-3-1		
1913	M.J. Williams	1-5-1		
1912	R.G. Slay	2-1-0		

UAB

YEAR	COACH	OVERALL	C-USA	BOWL
2014	Bill Clark	6-6-0	4-4	
2013	Garrick McGee	2-10-0	1-7	
2012	Garrick McGee	3-9-0	2-6	
2011	Neil Callaway	3-9-0	3-5	
2010	Neil Callaway	4-8-0	3-5	
2009	Neil Callaway	5-7-0	4-4	
2008	Neil Callaway	4-8-0	3-5	
2007	Neil Callaway	2-10-0	1-7	
2006	Watson Brown	3-9-0	2-6	
2005	Watson Brown	5-6-0	3-5	
2004	Watson Brown	7-5-0	5-3	Hawai'i
2003	Watson Brown	5-7-0	4-4	
2002	Watson Brown	5-7-0	4-4	
2001	Watson Brown	6-5-0	5-2	
2000	Watson Brown	7-4-0	3-4	
1999	Watson Brown	5-6-0	4-2	
1998	Watson Brown	4-7-0		
1997	Watson Brown	5-6-0		
1996	Watson Brown	5-6-0		
1995*	Watson Brown	5-6-0		
1994**	Jim Hilyer	7-4-0		
1993**	Jim Hilyer	9-2-0		

1992*	Jim Hilyer	7-3-0
1991*	Jim Hilyer	4-3-2

* Division III
** Division I-AA

UTEP

YEAR	COACH	OVERALL	C-USA	BOWL
2016	Sean Kugler	4-8-0	2-6	
2015	Sean Kugler	5-7-0	3-5	
2014	Sean Kugler	7-6-0	5-3	New Mexico
2013	Sean Kugler	2-10-0	1-7	
2012	Mike Price	3-9-0	2-6	
2011	Mike Price	5-7-0	2-6	
2010	Mike Price	6-7-0	3-5	New Mexico
2009	Mike Price	4-8-0	3-5	
2008	Mike Price	5-7-0	4-4	
2007	Mike Price	4-8-0	2-6	
2006	Mike Price	5-7-0	3-5	
2005	Mike Price	8-4-0	5-3	GMAC
2004	Mike Price	8-4-0		Houston
2003	Gary Nord	2-11-0		
2002	Gary Nord	2-10-0		
2001	Gary Nord	2-9-0		
2000	Gary Nord	8-4-0		Humanitarian
1999	Charlie Bailey	5-7-0		
1998	Charlie Bailey	3-8-0		
1997	Charlie Bailey	4-7-0		
1996	Charlie Bailey	2-9-0		
1995	Charlie Bailey	2-10-0		
1994	Charlie Bailey	3-7-1		
1993	Lee/Bailey	1-11-0		
1992	David Lee	1-10-0		
1991	David Lee	4-7-1		
1990	David Lee	3-8-0		
1989	David Lee	2-10-0		
1988	Bob Stull	10-3-0		Independence
1987	Bob Stull	7-4-0		
1986	Bob Stull	4-8-0		
1985	Bill Yung	1-10-0		
1984	Bill Yung	2-9-0		
1983	Bill Yung	2-10-0		
1982	Bill Yung	2-10-0		
1981	Michael/Alton	1-10-0		
1980	Bill Michael	1-11-0		
1979	Bill Michael	2-9-0		
1978	Bill Michael	1-11-0		
1977	Bill Michael	1-10-0		
1976	Gil Bartosh	1-10-0		
1975	Gil Bartosh	1-10-0		
1974	Gil Bartosh	4-7-0		
1973	Tommy Hudspeth	0-11-0		
1972	Bobby Dobbs	2-8-0		
1971	Bobby Dobbs	5-6-0		
1970	Bobby Dobbs	6-4-0		
1969	Bobby Dobbs	4-6-0		
1968	Bobby Dobbs	4-5-1		
1967	Bobby Dobbs	7-2-1	Sun	
1966	Bobby Dobbs	6-4-0		
1965	Bobby Dobbs	8-3-0	Sun	
1964	Warren Harper	0-8-2		
1963	Warren Harper	3-7-0		
1962	Bum Phillips	4-5-0		
1961	Ben Collins	3-7-0		
1960	Ben Collins	4-5-1		
1959	Ben Collins	3-7-0		
1958	Ben Collins	2-7-0		
1957	Ben Collins	6-3-0		
1956	Mike Brumbelow	9-2-0	Sun	
1955	Mike Brumbelow	6-2-2		
1954	Mike Brumbelow	8-3-0	Sun	
1953	Mike Brumbelow	8-2-0	Sun	
1952	Mike Brumbelow	5-5-1		
1951	Mike Brumbelow	3-7-0		
1950	Mike Brumbelow	7-3-0		
1949	Jack Curtice	8-2-1	Sun	
1948	Jack Curtice	8-2-1	Sun	
1947	Jack Curtice	5-3-1		
1946	Jack Curtice	3-6-0		
1945	No football because of World War II			
1944	No football because of World War II			
1943	No football because of World War II			
1942	Walter Milner	5-4-0		
1941	Mack Saxon	4-5-1		
1940	Mack Saxon	4-4-1		

1939	Mack Saxon	5-4-0		
1938	Mack Saxon	6-3-0		
1937	Mack Saxon	7-1-2	Sun	
1936	Mack Saxon	5-3-1		
1935	Mack Saxon	1-8-0		
1934	Mack Saxon	4-4-0		
1933	Mack Saxon	3-5-1		
1932	Mack Saxon	7-3-0		
1931	Mack Saxon	7-1-0		
1930	Mack Saxon	7-1-1		
1929	Mack Saxon	6-1-2		
1928	E. J. Stewart	3-4-1		
1927	E. J. Stewart	2-2-2		
1926	George B. Powell	3-4-0		
1925	George B. Powell	5-1-1		
1924	George B. Powell	3-2-1		
1923	Jack C. Vowell	3-4-0		
1922	Jack C. Vowell	5-4-0		
1921	Thomas C. Holiday	1-4-0		
1920	H.E. Van Surdam	2-4-0		
1919	Tommy Dwyer	2-4-0		
1918	No football because of World War I			
1917	Tommy Dwyer	0-0-1		
1916	Tommy Dwyer	2-3-0		
1915	Tommy Dwyer	3-2-0		
1914	Tommy Dwyer	2-3-0		

UTSA

YEAR	COACH	OVERALL	C-USA	BOWL
2016	Frank Wilson	6-7	5-3	New Mexico
2015	Larry Coker	3-9	3-5	
2014	Larry Coker	4-8	3-5	
2013	Larry Coker	7-5	6-2	
*2012	Larry Coker	8-4		
2012	Larry Coker	4-6		

*Moved up to FBS from FCS

WKU

YEAR	COACH	OVERALL	C-USA	BOWL
2016	Jeff Brohm	11-3	7-1	Boca Raton
2015	Jeff Brohm	12-2	8-0	Miami Beach
2014	Jeff Brohm	8-5	4-4	Bahamas
2013	Bobby Petrino	8-4		
2012	Willie Taggart	7-5		
	Lance Guidry*	0-1		
2011	Willie Taggart	7-5		Motor City
2010	Willie Taggart	2-10		
2009	David Elson	0-12		
2008	David Elson	2-10		
2007	David Elson	7-5		First Transition Year to FBS
2006	David Elson	6-5		
2003	David Elson	9-4		Division I-AA Playoffs
2005	David Elson	6-5		
2004	David Elson	9-3		Division I-AA Playoffs
2003	David Elson	9-4		Division I-AA Playoffs
2002	Jack Harbaugh	12-3		Division I-AA National Champions
2001	Jack Harbaugh	8-4		Division I-AA Playoffs
2000	Jack Harbaugh	11-2		OVC Champions / Division I-AA Playoffs
1999	Jack Harbaugh	6-5		
1998	Jack Harbaugh	7-4		
1997	Jack Harbaugh	10-2		Division I-AA Playoffs
1996	Jack Harbaugh	7-4		
1995	Jack Harbaugh	2-8-0		
1994	Jack Harbaugh	5-6-0		
1993	Jack Harbaugh	8-3-0		
1992	Jack Harbaugh	4-6-0		
1991	Jack Harbaugh	3-8-0		
1990	Jack Harbaugh	2-8-0		
1989	Jack Harbaugh	6-5-0		
1988	Dave Roberts	9-4-0		Division I-AA Playoffs
1987	Dave Roberts	7-4-0		Division I-AA Playoffs
1986	Dave Roberts	4-6-1		
1985	Dave Roberts	4-7-0		
1984	Dave Roberts	2-9-0		
1983	Jimmy Feix	2-8-1		
1982	Jimmy Feix	5-5-0		
1981	Jimmy Feix	6-5-0		
1980	Jimmy Feix	9-1-0		
1979	Jimmy Feix	5-5-0		
1976	Jimmy Feix	4-5-1		

1978	Jimmy Feix	8-2-0		
1977	Jimmy Feix	1-8-1		
1976	Jimmy Feix	4-5-1		
1975	Jimmy Feix	11-2-0		Division II National Runner-Up
1974	Jimmy Feix	7-3-0		
1973	Jimmy Feix	12-1-0		Division II National Runner-Up
1972	Jimmy Feix	7-3-0		
1971	Jimmy Feix	8-2-0		
1970	Jimmy Feix	8-1-1		
1969	Jimmy Feix	6-3-1		
1968	Jimmy Feix	7-2-1		
1967	Nick Denes	7-1-1		
1966	Nick Denes	5-5-0		
1965	Nick Denes	2-6-2		
1962	Nick Denes	5-3-0		
1964	Nick Denes	6-3-1		
1963	Nick Denes	10-0-1		Tangerine
1962	Nick Denes	5-3-0		
1961	Nick Denes	6-3-0		
1960	Nick Denes	2-6-1		
1959	Nick Denes	5-4-0		
1958	Nick Denes	4-5-0		
1957	Nick Denes	5-3-1		
1956	Jack Clayton	5-4-0		
1955	Jack Clayton	3-6-0		
1954	Jack Clayton	7-3-0		
1953	Jack Clayton	6-4-0		
1952	Jack Clayton	9-1-0		Refrigerator
1951	Jack Clayton	4-5-0		
1950	Jack Clayton	6-2-2		
1949	Jack Clayton	5-4-0		
1948	Jack Clayton	5-4-0		
1947	Jesse Thomas	3-4-2		
1946	Jesse Thomas	2-6-0		
1943-45	No Team — World War II			
1942	Arnold Winkenhofner	3-4-1		
1941	W.L. "Gander" Terry	4-5-1		
1940	W.L. "Gander" Terry	7-1-1		
1939	W.L. "Gander" Terry	7-1-1		
1938	W.L. "Gander" Terry	7-2-0		
1937	Carl "Swede" Anderson	7-1-1		
1936	Carl "Swede" Anderson	6-3-0		
1935	Carl "Swede" Anderson	7-3-0		
1934	Carl "Swede" Anderson	4-2-2		
1933	Jesse Thomas	6-2-0		
1932	Ernie Miller	8-1-0		
1931	James Elam	8-4-0		
1930	James Elam	8-1-1		
1929	Carl "Swede" Anderson	7-3-0		
1928	E.A. Diddle	8-1-0		
1927	E.A. Diddle	5-4-0		
1926	E.A. Diddle	4-4-1		
1925	E.A. Diddle	3-5-1		
1924	E.A. Diddle	4-5-0		
1923	E.A. Diddle	5-4-0		
1922	E.A. Diddle	9-1-0		
1921	L.T. Smith	2-4-1		
1920	L.T. Smith	0-1-0		
1917-19	No Team — World War I			
1916	J.L. Arthur	3-2-0		
1915	J.L. Arthur	2-3-2		
1914	J.L. Arthur	1-2-0		
1913	M.A. Leiper, Roy Manchester	1-0-0		

ALL-TIME TEAM VS. TEAM

CHARLOTTE vs. FIU

(FIU leads 2-0)

2016 FIU 27, at Charlotte 26
2015 at FIU 48, Charlotte 31

CHARLOTTE vs. FLORIDA ATLANTIC

(Series Tied 1-1)

2016 Charlotte 28, at Florida Atlantic 23
2015 Florida Atlantic 17, at Charlotte 7

CHARLOTTE vs. LOUISIANA TECH

(Have never met)

CHARLOTTE vs. MARSHALL

(Series Tied 1-1)

2016 Charlotte 27, at Marshall 24
2015 Marshall 34, at Charlotte 10

CHARLOTTE vs. MIDDLE TENNESSEE

(Middle Tennessee leads 2-0)

2016 Middle Tennessee 38, at Charlotte 31
2015 at Middle Tennessee 73, Charlotte 14

CHARLOTTE vs. NORTH TEXAS

(Have never met)

CHARLOTTE vs. OLD DOMINION

(Old Dominion leads 2-0)

2016 Old Dominion 52, at Charlotte 17
2015 at Old Dominion 37, Charlotte 34

CHARLOTTE vs. RICE

(Rice leads 2-0)

2016 Rice 22, at Charlotte 21
2015 at Rice 27, Charlotte 7

CHARLOTTE vs. SOUTHERN MISS

(Series Tied 1-1)

2016 Charlotte 38, at Southern Miss 27
2015 Southern Miss 44, Charlotte 10

CHARLOTTE vs. UAB

(Have never met)

CHARLOTTE vs. UTEP

(Have never met)

CHARLOTTE vs. UTSA

(UTSA leads 2-0)

2016 at UTSA 33, Charlotte 14
2015 UTSA 30, at Charlotte 27 (ot)

CHARLOTTE vs. WKU

(Have never met)

FIU vs. FLORIDA ATLANTIC

(Florida Atlantic leads 10-4)

2016 at FIU 33, Florida Atlantic 31
2015 at Florida Atlantic 31, FIU 17
2014 at FIU 38, Florida Atlantic 10
2013 at Florida Atlantic 21, FIU 6
2012 FIU 34, at Florida Atlantic 24
2011 at FIU 41, Florida Atlantic 7
2010 at Florida Atlantic 21, FIU 9
2009 Florida Atlantic 28, at FIU 21
2008 at Florida Atlantic 57, FIU 50 (OT)
2007 Florida Atlantic 55, at FIU 23
2006 at Florida Atlantic 31, FIU 0
2005# at FIU 52, Florida Atlantic 6
2004 at Florida Atlantic 17, FIU 10
2003 Florida Atlantic 32, at FIU 23
2002 at Florida Atlantic 31, FIU 21
Win vacated

FIU vs. LOUISIANA TECH

(Louisiana Tech leads 3-0)

2016 Louisiana Tech 44, at FIU 24
2015 at Louisiana Tech 27, FIU 7
2013 Louisiana Tech 23, at FIU 7

FIU vs. MARSHALL

(Marshall leads 4-1)

2016 at FIU 31, Marshall 14
2015 at Marshall 52, FIU 0
2014 Marshall 45, at FIU 13
2013 Marshall 48, at FIU 10
2011 Marshall 20, FIU 10 (Beef 'O' Brady's Bowl)

FIU vs. MIDDLE TENNESSEE

(Middle Tennessee leads 7-4)

2016 Middle Tennessee 42, at FIU 35
2015 at Middle Tennessee 42, FIU 34
2014 at FIU 38, Middle Tennessee 28
2013 at Middle Tennessee 48, FIU 0
2012 Middle Tennessee 34, at FIU 30
2011 FIU 31, at Middle Tennessee 18
2010 Middle Tennessee 28, at FIU 27
2009 at Middle Tennessee 48, FIU 21
2008 at FIU 31, Middle Tennessee 21
2007 at Middle Tennessee 47, at FIU 6
2006 at Middle Tennessee 7, FIU 6
2005# at FIU 35, Middle Tennessee 31
#win vacated

FIU vs. NORTH TEXAS

(FIU leads 5-3)

2014 at North Texas 17, FIU 14
2011 at FIU 42, North Texas 15
2010 FIU 34, at North Texas 10
2009 at FIU 35, North Texas 28
2008 FIU 42, at North Texas 10
2007 at FIU 38, North Texas 19
2006 at North Texas 25, FIU 22 (7OT)
2005 North Texas 13, at FIU 10

FIU vs. OLD DOMINION

(Old Dominion leads 2-1)

2016 at Old Dominion 42, FIU 28
2015 at FIU 41, Old Dominion 12
2014 at Old Dominion 38, FIU 35

FIU vs. RICE

(Rice leads 1-0)

2014 Rice 31, at FIU 17

FIU vs. SOUTHERN MISS

(FIU leads 1-0)

2013 FIU 24, at Southern Miss 23

FIU vs. UAB

(FIU leads 1-0)

2014 FIU 34, at UAB 20

FIU vs. UTEP

(FIU leads 2-1)

2016 FIU 35, at UTEP 21
2015 at FIU 52, UTEP 12
2013 at UTEP 33, FIU 10

FIU vs. UTSA

(UTSA leads 1-0)

2014 at UTSA 16, FIU 13

FIU vs. WKU

(WKU leads 5-4)

2016 at WKU 49, FIU 21
2015 WKU 62, at FIU 7
2012 WKU 14, at FIU 6
2011 at WKU 10, FIU 9
2010 at FIU 28, WKU 21
2009 FIU 37, at WKU 20

2008 at FIU 27, WKU 3
2005 at FIU 38, WKU 35
2004 WKU 35, at FIU 14
2002 at WKU 56, FIU 7

FLORIDA ATLANTIC vs. LOUISIANA TECH

(have never met)

FLORIDA ATLANTIC vs. MARSHALL

(Marshall leads 4-0)

2016 at Marshall 27, Florida Atlantic 21
2015 Marshall 33, at Florida Atlantic 17
2014 at Marshall 35, Florida Atlantic 16
2013 Marshall 24, at Florida Atlantic 23

FLORIDA ATLANTIC vs. MIDDLE TENNESSEE

(Middle Tennessee leads 11-3-0)

2016 at Middle Tennessee 77, Florida Atlantic 56
2015 Middle Tennessee 24, at Florida Atlantic 17
2014 at Middle Tennessee 35, Florida Atlantic 34
2013 Middle Tennessee 42, at Florida Atlantic 35 (ot)
2012 at Middle Tennessee 31, at Florida Atlantic 17
2011 Middle Tennessee 38, at Florida Atlantic 14
2010 at Middle Tennessee 38, Florida Atlantic 14
2009 Middle Tennessee 27, at Florida Atlantic 20
2008 at Middle Tennessee 14, Florida Atlantic 13
2007 at Florida Atlantic 27, Middle Tennessee 14
2006 at Middle Tennessee 35, Florida Atlantic 14
2005 Middle Tennessee 35, at Florida Atlantic 14
2004 Florida Atlantic 27, at Middle Tennessee 20
2003 Florida Atlantic 20, at Middle Tennessee 19

FLORIDA ATLANTIC vs. NORTH TEXAS

(Florida Atlantic leads 6-4)

2014 at North Texas 31, Florida Atlantic 10
2012 North Texas 20, at Florida Atlantic 14
2011 at North Texas 31, Florida Atlantic 17
2010 North Texas 21, at Florida Atlantic 17
2009 Florida Atlantic 44, at North Texas 40
2008 at Florida Atlantic 46, North Texas 13
2007 Florida Atlantic 30, at North Texas 20
2006 at Florida Atlantic 17, North Texas 16
2005 at Florida Atlantic 26, North Texas 23
2004 Florida Atlantic 20, North Texas 13

FLORIDA ATLANTIC vs. OLD DOMINION

(Old Dominion leads 2-1)

2016 Old Dominion 42, at Florida Atlantic 24
2015 Florida Atlantic 33, at Old Dominion 31
2014 Old Dominion 31, at Florida Atlantic 28

FLORIDA ATLANTIC vs. RICE

(Rice leads 2-1)

2016 Florida Atlantic 42, at Rice 25
2015 Rice 27, at Florida Atlantic 26
2013 at Rice 18, Florida Atlantic 14

FLORIDA ATLANTIC vs. SOUTHERN MISS

(Florida Atlantic leads 1-0)

2013 Florida Atlantic 41, at Southern Miss 7

FLORIDA ATLANTIC vs. UAB

(Florida Atlantic leads 4-2)

2014 UAB 31, at Florida Atlantic 28
2013 Florida Atlantic 37, at UAB 23
2011 at Florida Atlantic 38, UAB 31
2010 Florida Atlantic 37, at UAB 31
2009 at UAB 56, Florida Atlantic 29
2008 at Florida Atlantic 49, UAB 34

FLORIDA ATLANTIC vs. UTEP

(Series Tied 1-1)

2016 at Florida Atlantic 35, UTEP 31
2015 at UTEP 27, Florida Atlantic 17

FLORIDA ATLANTIC vs. UTSA

(Florida Atlantic leads 1-0)

2014 at Florida Atlantic 41, UTSA 37

FLORIDA ATLANTIC vs. WKU

(Florida Atlantic leads 5-3)

2016 WKU 52, at Florida Atlantic 3
2015 at WKU 35, Florida Atlantic 19
2014 at Florida Atlantic 45, WKU 38
2012 Florida Atlantic 37, at WKU 28
2011 WKU 20, at Florida Atlantic 0
2010 Florida Atlantic 17, at WKU 16
2009 at Florida Atlantic 29, WKU 23
2008 Florida Atlantic 24, at WKU 20

LOUISIANA TECH vs. MARSHALL

(Series Tied 1-1)

2014 at Marshall 26, Louisiana Tech 23
(C-USA Championship Game)
1942 at Louisiana Tech 42, Marshall 0

LOUISIANA TECH vs. MIDDLE TENNESSEE

(Louisiana Tech leads 4-2)

2016 at Middle Tennessee 38, Louisiana Tech 34
2015 at Louisiana Tech 45, Middle Tennessee 16
2000 at Middle Tennessee 49, Louisiana Tech 21
1999 at Louisiana Tech 42, Middle Tennessee 18
1996 at Louisiana Tech 20, Middle Tennessee 0
1984 Louisiana Tech 21, at Middle Tennessee 13

LOUISIANA TECH vs. NORTH TEXAS

(Louisiana Tech leads 9-6)

2016 Louisiana Tech 45, at North Texas 24
2015 at Louisiana Tech 56, North Texas 13
2014 Louisiana Tech 42, at North Texas 21
2013 North Texas 28, at Louisiana Tech 13
2006 Louisiana Tech 34, at North Texas 31
2005 at Louisiana Tech 40, North Texas 14
1987 at North Texas 10, Louisiana Tech 5
1986 at Louisiana Tech 17, North Texas 10
1985 Louisiana Tech 33, at North Texas 8
1984 at Louisiana Tech 17, North Texas 12
1983 Louisiana Tech 25, at North Texas 18
1979 North Texas 19, at Louisiana Tech 17
1978 North Texas 16, at Louisiana Tech 14
1977 North Texas 41, at Louisiana Tech 14
1976 North Texas 14, at Louisiana Tech 8

LOUISIANA TECH vs. OLD DOMINION

(Old Dominion leads 1-0)

2014 at Old Dominion 30, Louisiana Tech 27 (ot)

LOUISIANA TECH vs. RICE

(Louisiana Tech leads 6-4)

2016 at Louisiana Tech 61, Rice 16
2015 Louisiana Tech 42, at Rice 17
2014 at Louisiana Tech 76, Rice 31
2013 at Rice 52, Louisiana Tech 14
2012 at Louisiana Tech 56, Rice 37
2004 Louisiana Tech 51, at Rice 14
2003 Rice 49, at Louisiana Tech 14
2002 at Rice 37, Louisiana Tech 20
2001 at Louisiana Tech 48, Rice 42
1965 at Rice 14, Louisiana Tech 0

LOUISIANA TECH vs. SOUTHERN MISS

(Southern Miss leads 33-15)

2016 at Southern Miss 39, Louisiana Tech 24
2015 Southern Miss 58, at Louisiana Tech 24
2014 Louisiana Tech 31, at Southern Miss 20
2013 at Louisiana Tech 36, Southern Miss 13
2011 at Southern Miss 19, Louisiana Tech 17
2010 Southern Miss 13, at Louisiana Tech 12
1992 at Southern Miss 16, Louisiana Tech 13
1991 at Louisiana Tech 30, Southern Miss 14
1988 Southern Miss 26, at Louisiana Tech 19
1985 at Southern Miss 28, Louisiana Tech 0

1984 at Southern Miss 34, Louisiana Tech 0
1983 at Southern Miss 28, Louisiana Tech 10
1982 Louisiana Tech 13, at Southern Miss 6
1980 at Southern Miss 38, Louisiana Tech 11
1977 Louisiana Tech 28, at Southern Miss 10
1976 at Louisiana Tech 23, Southern Miss 22
1975 Southern Miss 24, at Louisiana Tech 14
1972 Louisiana Tech 33, at Southern Miss 14
1971 Southern Miss 24, at Louisiana Tech 20
1970 Louisiana Tech 27, at Southern Miss 6
1969 Southern Miss 24, at Louisiana Tech 23
1968 Louisiana Tech 27, at Southern Miss 20
1967 Southern Miss 58, at Louisiana Tech 7
1966 at Southern Miss 14, Louisiana Tech 0
1965 Southern Miss 31, at Louisiana Tech 7
1964 at Southern Miss 14, Louisiana Tech 7
1963 at Louisiana Tech 10, Southern Miss 0
1962 at Southern Miss 29, Louisiana Tech 18
1961 Southern Miss 7, at Louisiana Tech 0
1960 Louisiana Tech 10, at Southern Miss 7
1959 at Louisiana Tech 16, Southern Miss 0
1958 at Southern Miss 14, Louisiana Tech 0
1957 at Southern Miss 7, Louisiana Tech 0
1956 at Southern Miss 14, Louisiana Tech 0
1955 Southern Miss 7, at Louisiana Tech 6
1954 at Southern Miss 28, Louisiana Tech 0
1953 Southern Miss 30, at Louisiana Tech 0
1952 at Southern Miss 52, Louisiana Tech 0
1951 Southern Miss 33, at Louisiana Tech 6
1950 at Southern Miss 41, Louisiana Tech 20
1949 at Louisiana Tech 34, Southern Miss 13
1948 at Southern Miss 20, Louisiana Tech 6
1947 Southern Miss 7, at Louisiana Tech 6
1946 at Southern Miss 7, Louisiana Tech 6
1941 Southern Miss 19, at Louisiana Tech 7
1937 at Louisiana Tech 7, Southern Miss 0
1936 Southern Miss 12, at Louisiana Tech 7
1935 at Louisiana Tech 27, Southern Miss 0

LOUISIANA TECH vs. UAB

(Louisiana Tech leads 5-0)

2014 Louisiana Tech 40, at UAB 24
1999 Louisiana Tech 41, at UAB 20
1998 at Louisiana Tech 54, UAB 23
1997 Louisiana Tech 32, at UAB 29
1996 at Louisiana Tech 35, UAB 31

LOUISIANA TECH vs. UTEP

(Louisiana Tech leads 10-2-1)

2016 at Louisiana Tech 28, UTEP 7
2015 Louisiana Tech 17, at UTEP 15
2014 at Louisiana Tech 55, UTEP 3
2013 Louisiana Tech 38, UTEP 35
2004 UTEP 44, at Louisiana Tech 27
2003 Louisiana Tech 38, at UTEP 35
2002 at Louisiana Tech 38, UTEP 24
2001 at Louisiana Tech 53, UTEP 30
1991 at Louisiana Tech 21, UTEP 17
1942 at Louisiana Tech 20, UTEP 0
1941 Louisiana Tech 0, at UTEP 0 (Tie)
1940 at Louisiana Tech 19, UTEP 7
1939 at UTEP 27, Louisiana Tech 0

LOUISIANA TECH vs. UTSA

(Louisiana Tech leads 4-1)

2016 at Louisiana Tech 63, UTSA 35
2015 Louisiana Tech 34, at UTSA 31
2014 at Louisiana Tech 27, UTSA 20
2013 at UTSA 30, Louisiana Tech 10
2012 at Louisiana Tech 51, UTSA 27

LOUISIANA TECH vs. WKU

(Louisiana Tech leads 4-3)

2016 at WKU 58, Louisiana Tech 44
(C-USA Championship Game)
2016 at Louisiana Tech 55, WKU 52
2015 at WKU 41, Louisiana Tech 38
2014 at Louisiana Tech 59, WKU 10

1973 Louisiana Tech 34, WKU 0
(NCAA Division II Finals, Camelia Bowl)
1940 at Louisiana Tech 7, WKU 6
1939 at WKU 20, Louisiana Tech 7

MARSHALL vs. NORTH TEXAS

(Series Tied 1-1)

2016 at North Texas 38, Marshall 21
1988 at Marshall 7, North Texas 0
(I-AA Playoff Game)

MARSHALL vs. OLD DOMINION

(Marshall leads 2-1)

2016 at Old Dominion 38, Marshall 14
2015 at Marshall 27, Old Dominion 7
2014 Marshall 56, at Old Dominion 14

MARSHALL vs. RICE

(Marshall leads 4-2)

2014 at Marshall 41, Rice 14
2013 at Rice 41, Marshall 24
(C-USA Championship Game)
2012 Marshall 54, at Rice 51 (2ot)
2011 at Marshall 24, Rice 20
2008 at Rice 35, Marshall 10
2007 at Marshall 34, Rice 21

MARSHALL vs. SOUTHERN MISS

(Series Tied 6-6)

2016 at Southern Miss 24, Marshall 14
2015 at Marshall 31, Southern Miss 10
2014 Marshall 63, at Southern Miss 17
2013 at Marshall 61, Southern Miss 13
2012 Marshall 59, at Southern Miss 24
2011 at Marshall 26, Southern Miss 20
2010 at Southern Miss 41, Marshall 16
2009 Southern Miss 27, at Marshall 20
2008 Marshall 34, at Southern Miss 27
2007 Southern Miss 33, at Marshall 24
2006 at Southern Miss 42, Marshall 7
2005 Southern Miss 27, at Marshall 24 (ot)

MARSHALL vs. UAB

(Marshall leads 8-2)

2014 Marshall 23, at UAB 18
2013 at Marshall 56, UAB 14
2012 at UAB 38, Marshall 31
2011 at Marshall 59, UAB 14
2010 Marshall 31, UAB 17
2009 at Marshall 27, UAB 7
2008 at UAB 23, Marshall 21
2007 at Marshall 46, UAB 39
2006 Marshall 31, at UAB 24
2005 at Marshall 20, UAB 19

MARSHALL vs. UTEP

(Series tied 2-2)

2010 at Marshall 16, UTEP 12
2009 at UTEP 52, Marshall 21
2006 at Marshall 49, UTEP 21
2005 at UTEP 31, Marshall 3

MARSHALL vs. UTSA

(Marshall leads 1-0)

2013 at Marshall 34, UTSA 10

MARSHALL vs. WKU

(Series Tied 4-4)

2016 WKU 60, at Marshall 6
2015 at WKU 49, Marshall 28
2014 WKU 67, Marshall 66 (ot)
1996 at Marshall 37, WKU 3
1951 at Marshall 35, WKU 21
1950 at Marshall 47, WKU 13
1942 at WKU 19, Marshall 13
1941 at Marshall 34, WKU 7

MIDDLE TENNESSEE vs. NORTH TEXAS

(Series Tied 7-7)

2016 Middle Tennessee 30, at North Texas 13
2015 at Middle Tennessee 41, North Texas 7
2013 at North Texas 34, Middle Tennessee 7
2012 at Middle Tennessee 38, North Texas 21
2011 at North Texas 59, Middle Tennessee 7
2010 North Texas 23, at Middle Tennessee 17
2009 Middle Tennessee 37, at North Texas 21
2008 at Middle Tennessee 52, North Texas 13
2007 Middle Tennessee 48, at North Texas 28
2006 Middle Tennessee 35, at North Texas 0
2005 North Texas 14, at Middle Tennessee 7
2004 at North Texas 30, Middle Tennessee 21
2003 North Texas 33, at Middle Tennessee 28
2002 North Texas 30, at Middle Tennessee 20
2001 at North Texas 24, Middle Tennessee 21

MIDDLE TENNESSEE vs. OLD DOMINION

(Middle Tennessee leads 1-0)

2014 Middle Tennessee 41, at Old Dominion 28

MIDDLE TENNESSEE vs. RICE

(have never met)

MIDDLE TENNESSEE vs. SOUTHERN MISS

(Middle Tennessee leads 3-0)

2014 at Middle Tennessee 37, Southern Miss 31
2013 Middle Tennessee 42, at Southern Miss 21
2009 Middle Tennessee 42, Southern Miss 32
(R+L Carriers New Orleans Bowl)

MIDDLE TENNESSEE vs. UAB

(Middle Tennessee leads 3-2)

2014 at Middle Tennessee 34, UAB 22
2013 Middle Tennessee 24, at UAB 21
2000 at UAB 14, Middle Tennessee 9
1998 at UAB 26, Middle Tennessee 17
1995 at Middle Tennessee 28, UAB 13

MIDDLE TENNESSEE vs. UTEP

(Series Tied 1-1)

2014 at UTEP 24, Middle Tennessee 21
2013 Middle Tennessee 48, at UTEP 17

MIDDLE TENNESSEE vs. UTSA

(Middle Tennessee leads 2-0)

2016 at Middle Tennessee 45, UTSA 25
2015 Middle Tennessee 42, at UTSA 7

MIDDLE TENNESSEE vs. WKU

(Middle Tennessee leads 34-31-1)

2016 WKU 44, Middle Tennessee 43 (ot)
2015 at WKU 58, Middle Tennessee 28
2014 at Middle Tennessee 50, WKU 47 (3 ot)
2012 Middle Tennessee 34, at WKU 29
2011 WKU 36, at Middle Tennessee 33 (2 ot)
2010 Middle Tennessee 27, WKU 26
2009 Middle Tennessee 62, WKU 24
2008 Middle Tennessee 21, at WKU 10
2007 at Middle Tennessee 20, WKU 17
1991 at WKU 23, Middle Tennessee 21
1990 at Middle Tennessee 20, WKU 7
1989 at WKU 31, Middle Tennessee 16
1988 at Middle Tennessee 13, WKU 10
1987 at WKU 28, Middle Tennessee 16
1985 at Middle Tennessee 14, WKU 9
1984 Middle Tennessee 45, at WKU 24
1983 at Middle Tennessee 26, WKU 7
1982 Middle Tennessee 31, at WKU 16
1981 at Middle Tennessee 31, WKU 17
1980 at WKU 30, Middle Tennessee 15
1979 WKU 17, at Middle Tennessee 12
1978 at WKU 54, Middle Tennessee 0
1977 at Middle Tennessee 21, WKU 19
1976 at WKU 38, Middle Tennessee 7
1975 WKU 24, at Middle Tennessee 10

1974 at WKU 36, Middle Tennessee 10
1973 WKU 42, at Middle Tennessee 8
1972 Middle Tennessee 21, at WKU 17
1971 at Middle Tennessee 31, WKU 27
1970 Middle Tennessee 17, at WKU 13
1969 WKU 28, at Middle Tennessee 14
1968 at WKU 43, Middle Tennessee 2
1967 at Middle Tennessee 16, WKU 14
1966 Middle Tennessee 33, at WKU 9
1965 at Middle Tennessee 21, WKU 0
1964 Middle Tennessee 9, at WKU 0
1963 WKU 16, at Middle Tennessee 6
1962 Middle Tennessee 17, at WKU 0
1961 at Middle Tennessee 14, WKU 6
1960 at WKU 20, Middle Tennessee 13
1959 at Middle Tennessee 37, WKU 2
1958 Middle Tennessee 10, at WKU 7
1957 at Middle Tennessee 26, WKU 7
1956 Middle Tennessee 7, at WKU 6
1955 at Middle Tennessee 25, WKU 13
1954 at WKU 7, Middle Tennessee 6
1953 at Middle Tennessee 13, WKU 0
1952 at WKU 33, Middle Tennessee 19
1941 WKU 15, at Middle Tennessee 7
1940 at WKU 13, Middle Tennessee 0
1939 at WKU 26, Middle Tennessee 2
1936 Middle Tennessee 9, at WKU 0
1935 at Middle Tennessee 7, WKU 0
1934 WKU 14, at Middle Tennessee 0
1933 at WKU 32, Middle Tennessee 0
1932 WKU 21, at Middle Tennessee 7
1931 at WKU 12, Middle Tennessee 0
1930 at WKU 13, Middle Tennessee 7
1929 at WKU 19, Middle Tennessee 0
1928 WKU 19, at Middle Tennessee 0
1925 WKU 7, Middle Tennessee 7 (tie)
1924 WKU 44, at Middle Tennessee 0
1922 at WKU 31, Middle Tennessee 6
1921 at Middle Tennessee 13, WKU 7
1915 Middle Tennessee 47, at WKU 0
1914 at Middle Tennessee 47, WKU 0

NORTH TEXAS vs. OLD DOMINION

(have never met)

NORTH TEXAS vs. RICE

(Rice leads 5-2)

2016 North Texas 42, at Rice 35 (ot)
2015 Rice 38, at North Texas 24
2014 at Rice 41, North Texas 21
2013 Rice 28, at North Texas 16
2010 Rice 32, at North Texas 31
2008 at Rice 77, North Texas 21
1988 North Texas 33, at Rice 17

NORTH TEXAS vs. SOUTHERN MISS

(North Texas leads 6-5)

2016 at North Texas 29, Southern Miss 23
2015 at Southern Miss 49, North Texas 14
2014 at North Texas 30, Southern Miss 20
2013 North Texas 55, at Southern Miss 14
2004 Southern Miss 31, North Texas 10
(New Orleans Bowl)
1981 Southern Miss 22, at North Texas 0
1979 at Southern Miss 30, North Texas 10
1978 at North Texas 25, Southern Miss 12
1977 North Texas 27, at Southern Miss 14
1955 at Southern Miss 26, North Texas 0
1954 at North Texas 15, Southern Miss 7

NORTH TEXAS vs. UAB

(UAB leads series 2-0)

2014 at UAB 56, North Texas 21
1995 UAB 19, at North Texas 14

NORTH TEXAS vs. UTEP

(North Texas leads 14-7-3)

2016 at UTEP 52, North Texas 24
2015 UTEP 20, at North Texas 17
2014 at UTEP 35, North Texas 17
2013 at North Texas 41, UTEP 7
1980 North Texas 35, at UTEP 13
1979 at North Texas 35, UTEP 0
1978 at North Texas 49, UTEP 0
1977 North Texas 41, at UTEP 10
1968 North Texas 34, at UTEP 31
1966 at North Texas 12, UTEP 9
1965 at UTEP 61, North Texas 15
1964 at North Texas 0, UTEP 0
1963 at UTEP 34, North Texas 7
1962 at North Texas 19, UTEP 6
1961 North Texas 24, at UTEP 14
1960 at North Texas 16, UTEP 16
1959 North Texas 31, at UTEP 7
1958 at North Texas 26, UTEP 8
1957 at UTEP 14, North Texas 13
1956 at North Texas 13, UTEP 6
1955 at UTEP 7, North Texas 7
1954 UTEP 6, at North Texas 0
1953 at North Texas 27, UTEP 14
1952 North Texas 33, UTEP 0

NORTH TEXAS vs. UTSA

(UTSA leads 3-1)

2016 at UTSA 31, North Texas 17
2015 at North Texas 30, UTSA 23
2014 at UTSA 34, North Texas 27
2013 UTSA 21, at North Texas 13

NORTH TEXAS vs. WKU

(Series Tied 4-4)

2016 at WKU 45, North Texas 7
2015 WKU 55, at North Texas 28
2012 at WKU 25, North Texas 24
2011 WKU 31, at North Texas 21
2010 North Texas 33, at WKU 6
2009 at North Texas 68, WKU 49
2008 North Texas 51, at WKU 40
2007 at North Texas 27, WKU 26

OLD DOMINION vs. RICE

(Old Dominion leads 1-0)

2014 Old Dominion 45, at Rice 42

OLD DOMINION vs. SOUTHERN MISS

(have never met)

OLD DOMINION vs. UAB

(have never met)

OLD DOMINION vs. UTEP

(Old Dominion leads 2-1)

2016 Old Dominion 31, at UTEP 21
2015 at Old Dominion 31, UTEP 21
2014 at UTEP 42, Old Dominion 35

OLD DOMINION vs. UTSA

(Old Dominion leads 1-0)

2015 at Old Dominion 31, UTSA 21

OLD DOMINION vs. WKU

(WKU leads 3-0)

2016 at WKU 59, Old Dominion 24
2015 WKU 55, at Old Dominion 30
2014 at WKU 66, Old Dominion 51

RICE vs. SOUTHERN MISS

(Rice leads 4-3)

2016 at Southern Miss 44, Rice 28
2015 Southern Miss 65, at Rice 10
2012 Rice 41, at Southern Miss 23
2012 at Rice 44, Southern Miss 17
2011 at Southern Miss 48, Rice 24
2008 at Rice 45, Southern Miss 40
2007 Rice 31, at Southern Miss 29



Old Dominion made its first bowl appearance last season, winning the Popeyes Bahamas Bowl.



Southern Miss won its third R+L Carrier New Orleans Bowl in 2016, defeating Louisiana-Lafayette, 28-21.

RICE vs. UAB

(Rice leads 3-2)

2013 Rice 37, at UAB 34 (OT)
2010 at Rice 28, UAB 23
2009 at UAB 44, Rice 24
2006 at Rice 34, UAB 33
2005 at UAB 45, Rice 26

RICE vs. UTEP

(Rice leads 13-7)

2016 at Rice 44, UTEP 24
2015 at UTEP 24, Rice 21
2014 at Rice 31, UTEP 13
2013 at Rice 45, UTEP 7
2012 Rice 33, at UTEP 24
2011 at Rice 41, UTEP 37
2010 at UTEP 44, Rice 24
2009 at Rice 30, UTEP 29
2008 Rice 49, at UTEP 44
2007 at Rice 56, UTEP 48
2006 Rice 37, at UTEP 31
2005 UTEP 38, at Rice 31
2004 at UTEP 35, Rice 28
2003 at Rice 45, UTEP 14
2002 at UTEP 38, Rice 35
2001 at Rice 27, UTEP 17
2000 at UTEP 38, Rice 21
1999 UTEP 30, at Rice 29
1997 at Rice 31, UTEP 13
1996 Rice 48, at UTEP 21

RICE vs. UTSA

(Rice leads 3-2)

2016 UTSA 14, at Rice 13
2015 at UTSA 34, Rice 24
2014 at Rice 17, UTSA 7
2013 Rice 27, at UTSA 21
2012 at Rice 34, UTSA 14

RICE vs. WKU

(Series Tied 1-1)

2016 at WKU 46, Rice 14
2015 WKU 49, at Rice 10

SOUTHERN MISS vs. UAB

(Southern Miss leads 10-5)

2014 UAB 45, at Southern Miss 24
2013 Southern Miss 62, at UAB 27
2012 UAB 27, at Southern Miss 19
2011 at UAB 34, Southern Miss 31
2010 UAB 50, at Southern Miss 49 (2OT)
2009 at UAB 30, Southern Miss 17
2008 at Southern Miss 70, UAB 14
2007 Southern Miss 37, at UAB 7
2006 at Southern Miss 25, UAB 20
2005 Southern Miss 37, at UAB 28
2004 at Southern Miss 26, UAB 21

2003 Southern Miss 17, at UAB 12
2002 Southern Miss 20, at UAB 13
2001 at Southern Miss 3, UAB 0
2000 Southern Miss 33, UAB 30 (2OT)

SOUTHERN MISS vs. UTEP

(Southern Miss leads 5-3)

2016 Southern Miss 34, at UTEP 7
2015 at Southern Miss 34, UTEP 13
2012 UTEP 34, at Southern Miss 33
2011 Southern Miss 31, at UTEP 13
2008 UTEP 40, at Southern Miss 37 (2ot)
2007 Southern Miss 56, at UTEP 30
1988 Southern Miss 38, vs. UTEP 18
(Independence Bowl)
1954 UTEP 37, vs. Southern Miss 14 (Sun Bowl)

SOUTHERN MISS vs. UTSA

(UTSA leads 2-1)

2016 at UTSA 55, Southern Miss 32
2015 at Southern Miss 32, UTSA 10
2014 at UTSA 12, Southern Miss 10

SOUTHERN MISS vs. WKU

(WKU leads 2-0)

2015 at WKU 45, Southern Miss 28
(C-USA Championship Game)
2012 at WKU 42, Southern Miss 17

UAB vs. UTEP

(UAB leads 3-1)

2010 UAB 21, at UTEP 6

2009 UAB 38, at UTEP 33
2006 UTEP 36, at UAB 17
2005 UAB 35, at UTEP 23

UAB vs. UTSA

(have never met)

UAB vs. WKU

(Series Tied 3-3)

2014 UAB 42, at WKU 39
1997 at UAB 20, WKU 16
1996 at UAB 24, WKU 0
1995 at WKU 32, UAB 18
1994 WKU 31, at UAB 22
1993 at WKU 40, UAB 13

UTEP vs. UTSA

(UTSA leads 2-1)

2016 UTEP 52, at UTSA 49 (ot)
2015 UTSA 25, at UTEP 6
2014 UTEP 34, at UTSA 0
2013 UTSA 32, at UTEP 13

UTSA vs. WKU

(WKU leads 1-0)

2014 at WKU 45, UTSA 7

UTEP vs. WKU

(WKU leads 1-0)

2014 at WKU 35, UTEP 27



Louisiana Tech won its third straight bowl game last year, defeating Navy, 48-45, on the final play of the Lockheed Martin Armed Forces Bowl.

PLAYERS IN THE PROS

(Veteran players that are on NFL rosters, as of June 15, 2017)



CHARLOTTE

Brandon Banks	DL	Washington Redskins
Austin Duke	WR	Carolina Panthers
Larry Ogunjobi	DL	Cleveland Browns

FIU

Johnathan Cyprien	S	Tennessee Titans
T.Y. Hilton	WR	Indianapolis Colts
Dieugot Joseph	OL	Chicago Bears
Jeremiah McKinnon	CB	Dallas Cowboys
Jonnu Smith	TE	Tennessee Titans
Mike Wakefield	LB	Washington Redskins
Tourek Williams	OLB	Kansas City Chiefs

FLORIDA ATLANTIC

Trevon Coley	DT	Cleveland Browns
Brandin Bryant	DT	New York Jets
Dillon DeBoer	C	Los Angeles Chargers
Adarius Glanton	LB	Tampa Bay Buccaneers
Trey Hendrickson	DE	New Orleans Saints
Tevin Homer	DB	Washington Redskins
Rob Housler	TE	New England Patriots
Randell Johnson	LB	New York Jets
Cre'von LeBlanc	CB	Chicago Bears
Alfred Morris	RB	Dallas Cowboys
Sharrod Neasman	S	Atlanta Falcons
Keith Reaser	CB	San Francisco 49ers
D'Joun Smith	CB	Tennessee Titans
Lucky Whitehead	WR	Dallas Cowboys

LOUISIANA TECH

Ryan Allen	P	New England Patriots
Adarius Barnes	CB	Detroit Lions
Houston Bates	LB	Washington Redskins
Mitch Bell	OG	Oakland Raiders
Kentrell Brice	S	Green Bay Packers
Vernon Butler	DT	Carolina Panthers
Vontarrius Dora	LB	Denver Broncos
Kenneth Dixon	RB	Baltimore Ravens
Jeff Driskel	QB	Cincinnati Bengals
Justin Ellis	DT	Oakland Raiders
Carlos Henderson	WR	Denver Broncos
Luke McCown	QB	Free Agent
Jordan Mills	OT	Buffalo Bills
Quinton Patton	WR	New York Jets
Trent Taylor	WR	San Francisco 49ers
Paul Turner	WR	Philadelphia Eagles
Myles White	WR	New York Jets
Tramon Williams	CB	Free Agent
Xavier Woods	S	Dallas Cowboys

MARSHALL

Keith Baxter	CB	Kansas City Chiefs
Alex Bazzie	LB	Arizona Cardinals
Emanuel Byrd	TE	Kansas City Chiefs
Michael Clark	WR	Green Bay Packers
Vinny Curry	DE	Philadelphia Eagles
Aaron Dobson	WR	Arizona Cardinals
Neville Hewitt	LB	Miami Dolphins
Albert McClellan	LB	Baltimore Ravens
Darryl Roberts	DB	New York Jets
Lee Smith	TE	Oakland Raiders

MIDDLE TENNESSEE

Kevin Byard	S	Tennessee Titans
Benny Cunningham	RB	Chicago Bears
Jeremy Cutrer	DB	Jacksonville Jaguars
Cavellis Lockett	LB	Baltimore Ravens
I'Tavious Mathers	RB	Jacksonville Jaguars
Sammy Seamster	CB	Dallas Cowboys
Marquise Shakir	OG	Baltimore Ravens
Jimmy Staten	DT	Tennessee Titans
Erik Walden	LB	Free Agent
Josh Walker	OG	Houston Texans

NORTH TEXAS

Lance Dunbar	RB	St. Louis Rams
Jamize Olawale	FB	Oakland Raiders
Craig Robertson	LB	New Orleans Saints

OLD DOMINION

Rashaad Coward	DL	Chicago Bears
Taylor Heinicke	QB	Minnesota Vikings
Rick Lovato	LS	Philadelphia Eagles
Zach Pascal	WR	Washington Redskins
Larry Pinkard	WR	Jacksonville Jaguars

RICE

Chris Boswell	K	Pittsburgh Steelers
Bryce Callahan	CB	Chicago Bears
Christian Covington	DT	Houston Texans
Phillip Gaines	CB	Kansas City Chiefs
Vance McDonald	TE	San Francisco 49ers
Dennis Parks	WR	Cleveland Browns
Andrew Sendejo	S	Minnesota Vikings
Jordan Taylor	WR	Denver Broncos
Luke Willson	TE	Seattle Seahawks

SOUTHERN MISS

Dylan Bradley	DT	Minnesota Vikings
Chris Clark	OT	Houston Texans
Jamie Collins	LB	Cleveland Browns
Austin Davis	QB	Seattle Seahawks
Demar Dotson	OT	Tampa Bay Buccaneers
Wil Freeman	OT	Atlanta Falcons
Rashod Hill	OT	Minnesota Vikings
Tom Johnson	DT	Minnesota Vikings
Nick Mullens	QB	San Francisco 49ers
Rakeem Nunez-Roches	DL	Kansas City Chiefs
Norman Price	OL	San Francisco 49ers
Jalen Richard	RB	Oakland Raiders
Kalan Reed	CB	Tennessee Titans
Mike Thomas	WR	Los Angeles Rams
Khyri Thornton	DT	Detroit Lions
Cameron Tom	OT	New Orleans Saints
Jason Weaver	OT	Detroit Lions

UAB

Kennard Backman	TE	Free Agent
Chris Hubbard	C/G	Pittsburgh Steelers
Matt McCants	OT	Cleveland Browns
J.J. Nelson	WR	Arizona Cardinals
Darrin Reaves	RB	Free Agent
Joe Webb	QB	Carolina Panthers

UTEP

Joe Banyard	RB	Buffalo Bills
Valentino Blake	CB	New York Giants
Quintin Demps	CB	Chicago Bears
Jon Dorenbos	LS	Philadelphia Eagles
Aaron Jones	RB	Green Bay Packers
Cedrick Lang	TE	Denver Broncos
Darrin Laufasa	FB	Cincinnati Bengals
M.J. McFarland	TE	Dallas Cowboys
Roy Robertson-Harris	DE	Chicago Bears



Kevin Byard, Tennessee Titans



Jamie Collins, Cleveland Browns



George Fant, Seattle Seahawks



T.Y. Hilton, Indianapolis Colts

Jamiel Showers	QB	Dallas Cowboys
Eric Tomlinson	TE	New York Jets
Nick Usher	LB	Seattle Seahawks

UTSA

Ashaad Mabry	DT	New Orleans Saints
David Morgan	TE	Minnesota Vikings
Brian Price	DT	Green Bay Packers
Jarveon Williams	RB	Cincinnati Bengals
Teddy Williams	CB	Carolina Panthers

WKU

Antonio Andrews	RB	Free Agent
Omarious Bryant	DT	Los Angeles Rams
Stevie Donatell	TE	Seattle Seahawks
Brandon Doughty	QB	Miami Dolphins
Jack Doyle	TE	Indianapolis Colts
Jonathan Dowling	S	Buffalo Bills
George Fant	OT	Seattle Seahawks
Tyler Ferguson	QB	Tennessee Titans
Prince Charles Iworah	CB	San Francisco 49ers
Tyler Higbee	TE	Los Angeles Rams
Forrest Lamp	G	Los Angeles Chargers
Bobby Rainey	RB	Free Agent
Taywan Taylor	WR	Tennessee Titans
Darrell Williams, Jr.	OL	San Francisco 49ers

2017 DRAFTEES

SECOND ROUND
Forrest Lamp, OL, WKU Los Angeles Chargers

THIRD ROUND
Larry Ogunjobi, DT, Charlotte Cleveland Browns
Taywan Taylor, WR, WKU Tennessee Titans
Carlos Henderson, WR, Louisiana Tech Denver Broncos
Jonnu Smith, TE, FIU Tennessee Titans
Trey Hendrickson, DE, Florida Atlantic New Orleans Saints

FIFTH ROUND
Trent Taylor, WR, Louisiana Tech San Francisco 49ers
Aaron Jones, RB, UTEP Green Bay Packers
Xavier Woods, S, Louisiana Tech Dallas Cowboys

2016 DRAFTEES

FIRST ROUND
Vernon Butler, DL, Louisiana Tech Carolina Panthers

THIRD ROUND
Kevin Byard, S, Middle Tennessee Tennessee Titans

FOURTH ROUND
Tyler Higbee, TE, WKU Los Angeles Rams
Kenneth Dixon, RB, Louisiana Tech Baltimore Ravens

SIXTH ROUND
David Morgan II, TE, UTSA Minnesota Vikings
Mike Thomas, WR, Southern Miss Los Angeles Rams
Jeff Driskel, QB, Louisiana Tech San Francisco 49ers

SEVENTH ROUND
Brandon Doughty, QB, WKU Miami Dolphins
Prince Charles Iworah, CB, WKU San Francisco 49ers
Kalan Reed, CB, Southern Miss Tennessee Titans

2015 DRAFTEES

THIRD ROUND
D'Joun Smith, CB, Florida Atlantic Indianapolis Colts

FIFTH ROUND
J.J. Nelson, WR/KR, UAB Arizona Cardinals

SIXTH ROUND
Kennard Backman, TE, UAB Green Bay Packers
Christian Covington, DT, Rice Houston Texans
Rakeem Nunez-Roches, DT, Southern Miss Kansas City Chiefs

SEVENTH ROUND
Darryl Roberts, CB, Marshall New England Patriots

2014 DRAFTEES

THIRD ROUND
Khyri Thornton, DL, Southern Miss Green Bay Packers
Phillip Gaines, CB, Rice Kansas City Chiefs

FOURTH ROUND
Justin Ellis, DT, Louisiana Tech Oakland Raiders

FIFTH ROUND

Ryan Grant, WR, Tulane Washington Redskins
Keith Reaser, CB, Florida Atlantic San Francisco 49ers
Jimmy Staten, DT, Middle Tennessee Seattle Seahawks

SIXTH ROUND
Garrett Scott, OT, Marshall Seattle Seahawks
IK Enemkpal, DE, Louisiana Tech New York Jets

SEVENTH ROUND
Randell Johnson, LB, Florida Atlantic Buffalo Bills

2013 DRAFTEES

FIRST ROUND
D.J. Hayden, DB, Houston Oakland Raiders

SECOND ROUND
Jamie Collins, LB, Southern Miss New England Patriots
Margus Hunt, DT, SMU Cincinnati Bengals
Vance McDonald, TE, Rice San Francisco 49ers
Aaron Dobson, WR, Marshall New England Patriots

FIFTH ROUND
Luke Willson, TE, Rice Seattle Seahawks

SIXTH ROUND
Latavius Murray, RB, UCF Oakland Raiders

SEVENTH ROUND
Kemal Ishmael, DB, UCF Atlanta Falcons

2012 DRAFTEES

FIRST ROUND
Dontari Poe, DT, Memphis Kansas City Chiefs

SECOND ROUND
Vinny Curry, DE, Marshall Philadelphia Eagles

THIRD ROUND
Josh Robinson, DB, UCF Minnesota Vikings
Josh LeRibeus, OG, SMU Washington Redskins
Lamar Holmes, OT, Southern Miss Atlanta Falcons

FIFTH ROUND
Taylor Thompson, TE, SMU Tennessee Titans

SIXTH ROUND
Matt McCants, OT, UAB New York Giants

SEVENTH ROUND
Scott Solomon, DE, Rice Tennessee Titans
Richard Crawford, DB, SMU Washington Redskins
Kelvin Beachum, OG, SMU Pittsburgh Steelers

2011 DRAFTEES

THIRD ROUND
Jah Reid, OT, UCF Baltimore Ravens

FIFTH ROUND
Lee Smith, TE, Marshall New England Patriots

SIXTH ROUND
Charles Clay, FB, Tulsa Miami Dolphins
Dwayne Harris, WR, East Carolina Dallas Cowboys
Aldrick Robinson, WR, SMU Washington Redskins

SEVENTH ROUND
Bruce Miller, DE, UCF San Francisco 49ers
Cheta Ozougwu, DE, Rice Houston Texans

2010 DRAFTEES

SECOND ROUND
Torell Troup, DT, UCF Buffalo Bills
Linval Joseph, DT, East Carolina New York Giants

THIRD ROUND
Emmanuel Sanders, WR, SMU Pittsburgh Steelers


SIXTH ROUND
Fendi Onubon, TE, Houston St. Louis Rams
Joe Webb, QB/WR, UAB Minnesota Vikings

SEVENTH ROUND
Matt Dodge, P, East Carolina New York Giants
C.J. Wilson, DE, East Carolina Green Bay Packers

2009 DRAFTEES

SECOND ROUND
Sebastian Vollmer, OL, Houston New England Patriots

FOURTH ROUND
Shawn Nelson, TE, Southern Miss Buffalo Bills
Gerald McRath, LB, Southern Miss Tennessee Titans
Troy Kropog, OT, Tulane Tennessee Titans



Chris Boswell, Pittsburgh Steelers



Vernon Butler, Carolina Panthers



Vinny Curry, Philadelphia Eagles



J.J. Nelson, Arizona Cardinals

FIFTH ROUND

Jarett Dillard, WR, Rice	Jacksonville Jaguars
Davon Drew, TE, East Carolina	Baltimore Ravens
James Casey, TE, Rice	Houston Texans
Thomas Morstead, P, SMU	New Orleans Saints
Joe Burnett, CB, UCF	Pittsburgh Steelers

SEVENTH ROUND

Clinton McDonald, DT, Memphis	Cincinnati Bengals
-------------------------------	--------------------

2008 DRAFTEES**FIRST ROUND**

Chris Johnson, RB, East Carolina	Tennessee Titans
----------------------------------	------------------

SECOND ROUND

Donnie Avery, WR, Houston	St. Louis Rams
Matt Forte, RB, Tulane	Chicago Bears

THIRD ROUND

Kevin Smith, RB, UCF	Detroit Lions
Oniel Cousins, OG, UTEP	Baltimore Ravens

FOURTH ROUND

Quintin Demps, FS, UTEP	Philadelphia Eagles
Josh Sitton, C, UCF	Green Bay Packers

FIFTH ROUND

Marcus Thomas, RB, UTEP	San Diego Chargers
-------------------------	--------------------

SIXTH ROUND

Robert Henderson, DE, Southern Miss	New York Giants
-------------------------------------	-----------------

SEVENTH ROUND

Chris Chamberlain, LB, Tulsa	St. Louis Rams
Mike Merritt, TE, UCF	Kansas City Chiefs

2007 DRAFTEES**SECOND ROUND**

Kevin Kolb, QB, Houston	Philadelphia Eagles
-------------------------	---------------------

THIRD ROUND

Mike Walker, WR, UCF	Jacksonville Jaguars
Johnnie Lee Higgins, WR, UTEP	Oakland Raiders

FIFTH ROUND

Brandon McDonald, CB, Memphis	Cleveland Browns
Aundrae Allison, WR, East Carolina	Minnesota Vikings

SIXTH ROUND

Justin Rogers, DE, SMU	New England Patriots
Jordan Palmer, QB, UTEP	Washington Redskins

SEVENTH ROUND

Ahmad Bradshaw, RB, Marshall	New York Giants
------------------------------	-----------------

2006 DRAFTEES**FIRST ROUND**

DeAngelo Williams, RB, Memphis	Carolina Panthers
--------------------------------	-------------------

SECOND ROUND

Thomas Howard, LB, UTEP	Oakland Raiders
-------------------------	-----------------

FOURTH ROUND

Garrett Mills, TE, Tulsa	New England Patriots
Stephen Gostkowski, K, Memphis	New England Patriots
Brandon Marshall, WR, UCF	Denver Broncos
Guy Whimper, OT, East Carolina	New York Giants

SEVENTH ROUND

Anthony Cannon, LB, Tulane	Detroit Lions
----------------------------	---------------

2005 DRAFTEES**FIRST ROUND**

Roddy White, WR, UAB	Atlanta Falcons
----------------------	-----------------

SECOND ROUND

Stanford Routt, CB, Houston	Oakland Raiders
Eric Shelton, RB, Louisville	
Carolina Panthers	

FOURTH ROUND

Stefan LeFors, QB, Louisville	Carolina Panthers
Kerry Rhodes, FS, Louisville	New York Jets
Roydell Williams, WR, Tulane	Tennessee Titans

FIFTH ROUND

Trent Cole, OLB, Cincinnati	Philadelphia Eagles
Robert McCune, LB, Louisville	Washington Redskins
Michael Boley, LB, Southern Miss	Atlanta Falcons
Anthony Alabi, OT, TCU	Miami Dolphins
Tyjuan Hagler, LB, Cincinnati	Indianapolis Colts

SEVENTH ROUND

Eric Taylor, DT, Memphis	Pittsburgh Steelers
Daven Holly, CB, Cincinnati	San Francisco 49ers
Lionel Gates, RB, Louisville	Buffalo Bills
Jeremy Parquet, OT, Southern Miss	Kansas City Chiefs
J.R. Russell, WR, Louisville	Tampa Bay Buccaneers

2004 DRAFTEES**FIRST ROUND**

J.P. Losman, QB, Tulane	Buffalo Bills
-------------------------	---------------

FOURTH ROUND

Bo Schobel, DE, TCU	Tennessee Titans
Mewelde Moore, RB, Tulane	Minnesota Vikings
J.R. Reed, S, USF	Philadelphia Eagles

FIFTH ROUND

Rod Davis, LB, Southern Miss	Minnesota Vikings
Rex Hadnot, G, Houston	Miami Dolphins

SIXTH ROUND

Greg Brooks, CB, Southern Miss	Cincinnati Bengals
Etric Pruitt, S, Southern Miss	Atlanta Falcons

SEVENTH ROUND

Eric Taylor, DT, Memphis	Pittsburgh Steelers
Brian Rimpf, OT, East Carolina	Baltimore Ravens

2003 DRAFTEES**SECOND ROUND**

Kawika Mitchell, LB, South Florida	Kansas City Chiefs
Dewayne White, DE, Louisville	Tampa Bay Buccaneers

THIRD ROUND

Antwan Peek, DE, Cincinnati	Houston Texans
Wade Smith, OT, Memphis	Miami Dolphins
Dave Ragone, QB, Louisville	Houston Texans

FOURTH ROUND

Shurrion Pierson, DE, South Florida	Oakland Raiders
-------------------------------------	-----------------

FIFTH ROUND

Adrian Madise, WR, TCU	Denver Broncos
Jon Olinger, WR, Cincinnati	Atlanta Falcons

SIXTH ROUND

Jeremy Bridges, OT, Southern Miss	Philadelphia Eagles
Hanik Milligan, S, Houston	San Diego Chargers
LaTarence Dunbar, WR, TCU	Atlanta Falcons

SEVENTH ROUND

Curry Burns, S, Louisville	Houston Texans
Blue Adams, CB, Cincinnati	Detroit Lions
Chris Johnson, S, Louisville	Green Bay Packers
DeAndrew Rubin, WR, South Florida	Green Bay Packers
Travis Anglin, WR, Memphis	Detroit Lions

2002 DRAFTEES**FIRST ROUND**

Bryan Thomas, DE, UAB	New York Jets
Patrick Ramsey, QB, Tulane	Washington Redskins

SECOND ROUND

Eddie Freeman, DT, UAB	Kansas City Chiefs
Deion Branch, WR, Louisville	New England Patriots

THIRD ROUND

Matt Schobel, TE, TCU	Cincinnati Bengals
-----------------------	--------------------

FOURTH ROUND

David Garrard, QB, East Carolina	Jacksonville Jaguars
----------------------------------	----------------------

SIXTH ROUND

Chad Williams, SS, Southern Miss	Baltimore Ravens
----------------------------------	------------------

SEVENTH ROUND


LaVar Glover, CB, Cincinnati	Pittsburgh Steelers
Jeff Kelly, QB, Southern Miss	Seattle Seahawks
Leonard Henry, RB, East Carolina	Miami Dolphins

2001 DRAFTEES**FIRST ROUND**

LaDainian Tomlinson, RB, TCU	San Diego Chargers
------------------------------	--------------------

SECOND ROUND


Idrees Bashir, S, Memphis	Indianapolis Colts
Aaron Schobel, DE, TCU	Buffalo Bills
Michael Stone, CB, Memphis	Arizona Cardinals



Taylor Heinicke, Minnesota Vikings



Cre'von LeBlanc, Chicago Bears



David Morgan, Minnesota Vikings



Craig Robertson, New Orleans Saints

FOURTH ROUND

George Layne, FB, TCU	Kansas City Chiefs
Cedric Scott, DE, Southern Miss	New York Giants
Marcus Bell, DT, Memphis	Arizona Cardinals
Curtis Fuller, S, TCU	Seattle Seahawks
Shawn Worthen, TE, TCU	Minnesota Vikings
Cedric James, WR, TCU	Minnesota Vikings

FIFTH ROUND

Bernard Robertson, G, Tulane	Chicago Bears
Raymond Walls, S, Southern Miss	Indianapolis Colts

SIXTH ROUND

Daleroy Stewart, DT, Southern Miss	Dallas Cowboys
Rashad Holman, CB, Louisville	San Francisco 49ers
Mario Monds, DT, Cincinnati	Washington Redskins
Otis Leverette, DE, UAB	Miami Dolphins
John Nix, DT, Southern Miss	Dallas Cowboys

2000 DRAFTEES

SECOND ROUND

Todd Pinkston, WR, Southern Miss	Philadelphia Eagles
----------------------------------	---------------------

THIRD ROUND

Chris Redman, QB, Louisville	Baltimore Ravens
JaJuan Dawson, WR, Tulane	Cleveland Browns
T.J. Slaughter, LB, Southern Miss	Jacksonville Jaguars

FOURTH ROUND

Frank Moreau, RB, Louisville	Kansas City Chiefs
------------------------------	--------------------

SIXTH ROUND

Adalius Thomas, DL, Southern Miss	Baltimore Ravens
Sherrod Gideon, WR, Southern Miss	New Orleans Saints

SEVENTH ROUND

Mike Green, RB, Houston	Tennessee Titans
Rodregis Brooks, DB, UAB	Indianapolis Colts

1999 DRAFTEES

SECOND ROUND

Shaun King, QB, Tulane	Tampa Bay Buccaneers
------------------------	----------------------

THIRD ROUND

Mike McKenzie, DB, Memphis	Green Bay Packers
----------------------------	-------------------

FIFTH ROUND

Roderick Coleman, DL, East Carolina	Oakland
-------------------------------------	---------

SIXTH ROUND

Troy Smith, WR, East Carolina	Philadelphia
Chad Plummer, WR, Cincinnati	Denver

SEVENTH ROUND

Pernell Davis, DL, UAB	Philadelphia
------------------------	--------------

1998 DRAFTEES

SECOND ROUND

Artrell Hawkins, DB, Cincinnati	Cincinnati
Patrick Surtain, DB, Southern Miss	Miami

THIRD ROUND

Brad Jackson, LB, Cincinnati	Miami
Larry Shannon, WR, East Carolina	Miami

FOURTH ROUND

Jason Fabini, OL, Cincinnati	New York Jets
Leonta Rheams, DL, Houston	New England

FIFTH ROUND

Terry Hardy, TE, Southern Miss	Arizona
--------------------------------	---------

SIXTH ROUND

Harold Shaw, RB, New England	Southern Miss
Derrick Random, DL, Cincinnati	Kansas City
Jamaal Alexander, DB, Southern Miss	Detroit

SEVENTH ROUND

Ben Fricke, C, Houston	New York Giants
Rodrick Monroe, TE, Cincinnati	Dallas

1997 DRAFTEES

FIRST ROUND

Antowain Smith, RB, Houston	Buffalo
-----------------------------	---------

SECOND ROUND

Sam Madison, DB, Louisville	Miami
-----------------------------	-------

FOURTH ROUND

Monty Montgomery, DB, Houston	Indianapolis
Tyrus McCloud, LB, Louisville	Baltimore



C-USA PLAYERS IN CANADIAN FOOTBALL IN 2017

Branden Dozier, DB, Charlotte	Montreal Alouettes
Greg Ellinson, WR, FIU	Ottawa Redblacks
Anthony Gaitor, DB, FIU	British Columbia Lions
Antwane Grant, WR, WKU	Saskatchewan RoughRiders
Martese Jackson, RB, Florida Atlantic	Toronto Argonauts
Adrian James, DB, UTEP	British Columbia Lions
Antonio Johnson, OL, North Texas	British Columbia Lions
Cordarro Law, DL, Southern Miss	Calgary Stampeders
Richard Leonard, DB, FIU	Hamilton Tiger-Cats
Ty Long, K, UAB	British Columbia Lions
Deron Mayo, LB, Old Dominion	Calgary Stampeders
Tabari McCaskey, LB, Rice	Montreal Alouettes
Evan McKelvey, LB, Marshall	Calgary Stampeders
Jason Neill, DE, UTSA	Hamilton Tiger-Cats
Deandre Reaves, WR, Marshall	Montreal Alouettes
Jenson Stoshak, WR, Florida Atlantic	Saskatchewan RoughRiders
Nicholas Taylor, DB, FIU	Ottawa Redblacks
Corey Tindal, DB, Marshall	Ottawa Redblacks
Bryant Turner, Jr., DT, UAB	British Columbia Lions
Swayze Waters, K, UAB	British Columbia Lions

C-USA PLAYERS IN ARENA FOOTBALL IN 2017

Greg Ellinson, WR, FIU	Tampa Bay Storm
Jaylen Hunter, OL, Middle Tennessee	Cleveland Gladiators
Bernard Morris, QB, Marshall	Washington Valor
Mark Lewis, K, FIU	Tampa Bay Storm
Mogut Ruffins, OL/DL, Louisiana Tech	Washington Valor
Josh Victorian, DB, Louisiana Tech	Baltimore Brigade

FIFTH ROUND

Lamont Burns, OG, East Carolina	New York Jets
Sam Garnes, S, Cincinnati	New York Giants
Tony Williams, DT, Memphis	Minnesota
Carl Powell, DE, Louisville	Indianapolis

SIXTH ROUND

Robert Tate, WR, Cincinnati	Minnesota
Marcus Spriggs, OT, Houston	Buffalo
Chuck Clements, QB, Houston	New York Jets
Richard Hogans, LB, Memphis	Chicago

SEVENTH ROUND

Jerald Sowell, FB, Tulane	Green Bay
Marvin Thomas, DE, Memphis	Chicago

1996 DRAFTEES

FIRST ROUND

Jerome Woods, S, Memphis	Kansas City
--------------------------	-------------

SECOND ROUND

Dedric Mathis, CB, Houston	Indianapolis
----------------------------	--------------

THIRD ROUND

Roman Oben, OL, Louisville	New York Giants
----------------------------	-----------------

FIFTH ROUND

Alan Campos, LB, Louisville	Dallas
Jimmy Herndon, OL, Houston	Jacksonville



BOWL SYNOPSIS

C-USA BOWL OVERVIEW 2017-2019

Conference USA will have nine bowl affiliations through the 2019 season, securing a minimum of five berths annually and offering fans a number of great destinations across America and beyond.

Conference USA has agreements with two bowls in the state of Florida: the Boca Raton Bowl and the St. Petersburg Bowl, along with an agreement with the Bahamas Bowl near the coast of the Sunshine State. C-USA maintains longtime relationships with the Zaxby's Heart of Dallas Bowl and the R+L Carriers New Orleans Bowl in the central region as well as the Gildan New Mexico Bowl in the southwest and the Hawaii Bowl in the far West.

Conference USA has secondary agreements with two bowls also located right within the league's footprint, giving teams the opportunities to participate in the Lockheed Martin Armed Forces Bowl in Fort Worth, Texas and the Independence Bowl in Shreveport, La.

In these bowls, Conference USA will have the opportunity to face opponents from the American Athletic, Big 12, Big Ten, Mid-American, Mountain West and Sun Belt Conferences.

C-USA BOWL 2017 SYNOPSIS

Conference USA has secured guaranteed commitments with six bowl partners for the 2017 season, as well as one secondary agreement: Bahamas, Boca Raton, Gildan New Mexico, R+L Carriers New Orleans, St. Petersburg and Zaxby's Heart of Dallas Bowls are primary agreements. The Camping World Independence Bowl in Shreveport, La., is a secondary agreement, should the ACC or SEC not be able to provide a bowl-eligible team. There is no set selection order among C-USA's bowl partners.

As a member of the College Football Playoff, Conference USA will be a part of one of the CFP bowls if it produces the highest rated champion from among the American Athletic, C-USA, Mid-American, Mountain West and Sun Belt Conferences.

2017 BOWL AGREEMENTS:



GILDAN NEW MEXICO BOWL

Date: Dec. 16 (Albuquerque, N.M.)
Opponent: Mountain West



BAHAMAS BOWL

Date: Dec. 22 (Nassau, Bahamas)
Opponent: MAC selection



R+L CARRIERS NEW ORLEANS BOWL

Date: Dec. 16 (New Orleans, Louisiana)
Opponent: Sun Belt selection



ZAXBY'S HEART OF DALLAS BOWL

Date: Dec. 26 (Dallas, Texas)
Opponent: Big 12 selection



BOCA RATON BOWL

Date: Dec. 19 (Boca Raton, Fla.)
Opponent: American selection



INDEPENDENCE BOWL (SECONDARY)

Date: Dec. 27 (Shreveport, La.)
Opponent: ACC or SEC selection



ST. PETERSBURG BOWL

Date: Dec. 21 (St. Petersburg, Florida)
Opponent: American selection



COLLEGE FOOTBALL PLAYOFF

COLLEGE FOOTBALL PLAYOFF

THE PLAYOFF

During the 2014-15 season, college football entered a new era when postseason playoffs began. The format is simple: top four teams, two semifinals played in bowl games, and a national championship game played in a different city each year. Each semifinal will be played during the New Year's holiday with the national championship game in prime time on a Monday night at least a week later.

THE SELECTION COMMITTEE

A selection committee will choose the four teams for the playoff based on their performance during the regular season, including, strength of schedule, head-to-head results, championships won, and other factors. The teams will be seeded so that #1 will play #4 in one semifinal and #2 will meet #3 in the other, with the winners advancing to the national championship game.

THE ROTATION

The semifinals will rotate among six different bowls, extending the experience to more fans. In the years when the bowls are not hosting semifinals, the bowls will feature eight other teams in four compelling matchups.

For the 2017-18 season, the Goodyear Cotton Bowl (Dec. 29), Capital One Orange (Dec. 30), Playstation Fiesta Bowl (Dec. 30) and Chick-fil-A Peach Bowl (Dec. 31), will host its regular bowl games, while the Rose Bowl presented by Northwestern Mutual (Jan. 1) and Allstate Sugar Bowl (Jan. 1), will host semifinals. The College Football Championship will be held on Monday, Jan. 8 in Atlanta, Ga.

C-USA AND THE COLLEGE FOOTBALL PLAYOFF

As a member of the College Football Playoff, Conference USA will be a part of one of the College Football Playoff bowls if it has the highest rated champion from among the American Athletic, C-USA, Mid-American, Mountain West and Sun Belt Conferences.

2017-18 BOWL DIRECTORY

2017-18 BOWL SCHEDULE

DATE	BOWL	MATCHUP	LOCATION	TIME	NETWORK
Dec. 16	AFR Celebration Bowl	MEAC vs. SWAC	Atlanta, Ga.	12 p.m.	ABC
Dec. 16	R+L Carriers New Orleans Bowl	C-USA vs. Sun Belt	New Orleans, La.	1 p.m.	ESPN
Dec. 16	AutoNation Cure Bowl	American vs. Sun Belt	Orlando, Fla.	2:30 p.m.	CBSSN
Dec. 16	Las Vegas Bowl	MWC vs. Pac-12	Las Vegas, Nev.	3:30 p.m.	ABC
Dec. 16	Gildan New Mexico Bowl	C-USA vs. MWC	Albuquerque, N.M.	4:30 p.m.	ESPN
Dec. 16	Raycom Media Camellia Bowl	MAC vs. Sun Belt	Montgomery, Ala.	8 p.m.	ESPN
Dec. 19	Boca Raton Bowl	C-USA vs. American	Boca Raton, Fla.	7 p.m.	ESPN
Dec. 20	Frisco Bowl	American vs. At-Large	Frisco, Texas	8 p.m.	ESPN
Dec. 21	St. Petersburg Bowl	Tropicana Field	St. Petersburg, Fla.	8 p.m.	ESPN
Dec. 22	Bahamas Bowl	C-USA vs. MAC	Nassau, Bahamas	12:30 p.m.	ESPN
Dec. 22	Famous Idaho Potato Bowl	MAC vs. MWC	Boise, Idaho	4 p.m.	ESPN
Dec. 23	Birmingham Bowl	SEC vs. American	Birmingham, Ala.	12 p.m.	ESPN
Dec. 23	Lockheed Martin Armed Forces Bowl	Army vs. Big Ten	Fort Worth, Texas	3:30 p.m.	ESPN
Dec. 23	Dollar General Bowl	MAC vs. Sun Belt	Mobile, Ala.	7 p.m.	ESPN
Dec. 24	Hawai'i Bowl	American vs. MWC	Honolulu, Hawai'i	8:30 p.m.	ESPN
Dec. 26	Zaxby's Heart of Dallas Bowl	C-USA vs. Big 12	Dallas, Texas	1:30 p.m.	ESPN
Dec. 26	Quick Lane Bowl	Big Ten vs. ACC/Notre Dame	Detroit, Mich.	5:15 p.m.	ESPN
Dec. 26	Cactus Bowl	Pac 12 vs. Big 12	Phoenix, Ariz.	9 p.m.	ESPN
Dec. 27	Independence Bowl	SEC vs. ACC/Notre Dame	San Diego, Calif.	1:30 p.m.	ESPN
Dec. 27	New Era Pinstripe Bowl	Big Ten vs. ACC/Notre Dame	New York, N.Y.	5:15 p.m.	ESPN
Dec. 27	Foster Farms Bowl	Pac-12 vs. Big Ten	Santa Clara, Calif.	8:30 p.m.	FOX
Dec. 27	AdvoCare V100 Texas Bowl	Big 12 vs. SEC	Houston, Texas	9 p.m.	ESPN
Dec. 28	Military Bowl	ACC/Notre Dame vs. American	Annapolis, Md.	1:30 p.m.	ESPN
Dec. 28	Camping Bowl	Big 12 vs. ACC/Notre Dame	Orlando, Florida	5:15 p.m.	ESPN
Dec. 28	Valero Alamo Bowl	Big 12 vs. Pac-12	San Antonio, Texas	9 p.m.	ESPN
Dec. 28	SDCCU Holiday Bowl	Pac-12 vs. Big Ten	San Diego, Calif.	9 p.m.	FS1
Dec. 29	Belk Bowl	ACC/Notre Dame vs. SEC	Charlotte, N.C.	1 p.m.	ESPN
Dec. 29	Hyundai Sun Bowl	Pac-12 vs. ACC/Notre Dame	El Paso, Texas	3 p.m.	CBS
Dec. 29	Franklin Amer. Mort. Music City Bowl	SEC vs. ACC/ND/Big Ten	Nashville, Tenn.	4:30 p.m.	ESPN
Dec. 29	Goodyear Cotton Bowl	At-Large vs. At-Large (New Year's Six)	Arlington, Texas	1 p.m.	ESPN
Dec. 30	Taxslayer Bowl	Big Ten/ACC/ND vs. SEC	Jacksonville, Fla.	12 p.m.	ESPN
Dec. 30	AutoZone Liberty Bowl	SEC vs. Big 12	Memphis, Tenn.	12:30 p.m.	ESPN
Dec. 30	PlayStation Fiesta Bowl	At-Large vs. At-Large (New Year's Six)	Glendale, Ariz.	4 p.m.	ESPN
Dec. 30	NOVA Home Loans Arizona Bowl	MWC vs. Sun Belt	Tucson, Ariz.	5:30 p.m.	CBSSN
Dec. 30	Capital One Orange Bowl	Big Ten/SEC/ND vs. ACC	Miami Gardens, Fla.	8 p.m.	ESPN
Jan. 1	Outback Bowl	Big Ten vs. SEC	Tampa, Fla.	1 p.m.	ABC
Jan. 1	Chick-fil-A Peach Bowl	At-Large vs. At-Large (New Year's Six)	Atlanta, Ga.	12:30p.m.	ESPN
Jan. 1	Buffalo Wild Wings Citrus Bowl	ACC/Notre Dame vs. SEC	Orlando, Fla.	1 p.m.	ABC
Jan. 1	Rose Bowl Game presented by NW Mutual	Playoff Semifinal	Pasadena, Calif.	5 p.m.	ESPN
Jan. 1	Allstate Sugar Bowl	Playoff Semifinal	New Orleans, La.	8:45 p.m.	ESPN
Jan. 8	National Championship Game	Semifinal Winners	Atlanta, Ga.	8 p.m.	ESPN

All Times Eastern and Subject to Change

BOCA RATON BOWL

QUICK FACTS

Boca Raton, Florida
Date: December 19, 2017
Time: 7 p.m. EST
Stadium: FAU Stadium (29,419)
Network: ESPN
Opponent: American Athletic Conference Selection
Phone: 561-362-3660
Executive Director: Doug Mosley
Operations/Marketing: Jana LaMendola
Media Relations Director: Sara Perez
Website: www.thebocaratonbowl.com
Facebook: BocaRatonBowl
Twitter: @BocaBowl



Doug Mosley



Jana LaMendola

BOWL NOTES: Conference USA will make its third appearance in the four-year old Boca Raton Bowl on Tuesday, December 19, the only bowl game being played on that day...Back-to-back C-USA Champion WKU won last year's game over Memphis, 51-31, and 2014 C-USA Champion Marshall won the inaugural Boca Raton Bowl in 2014, defeating Mid-American Conference Champion Northern Illinois, 52-23...The game is played at six-year old FAU Stadium, the home of C-USA member Florida Atlantic.

BAHAMAS BOWL

QUICK FACTS

Nassau, Bahamas
Date: December 22, 2017
Time: 12:30 p.m. EST
Stadium: Thomas A. Robinson National Stadium (15,000)
Network: ESPN
Opponent: Mid-American Selection
Executive Director: Richard Gianinni
Director of Communications: Chris Pika
Phone: 678/908-4853
Website: www.bahamasbowl.com
Facebook: Bahamas Bowl
Twitter: @TheBahamasBowl



Richard Gianinni



Chris Pika

BOWL NOTES: The fourth annual Bahamas Bowl will kick off Friday, Dec. 22, 2017 at Nassau's Thomas A. Robinson National Stadium...Conference USA is once again scheduled to be a part of the game, facing an opponent from the Mid-American Conference...Old Dominion, Middle Tennessee and WKU have represented Conference USA in the first three games, with ODU and WKU winning their games... The Bahamas Bowl is the only postseason FBS bowl game outside of the United States.

GILDAN NEW MEXICO BOWL

QUICK FACTS

Albuquerque, New Mexico
Date: December 16, 2017
Time: 2:30 p.m. MST
Stadium: University Stadium (37,792)
Network: ESPN
Opponent: Mountain West Selection
Phone: 505-925-5999
Executive Director: Jeff Siembieda
Director of Operations: Cary Colbert
Chairman of the Board: Rudy Davalos
Media Relations Director: RaeAnn McKernan
Website: www.gildannewmexicobowl.com
Facebook: NewMexicoBowl
Twitter: @GildanNMBowl



Jeff Siembieda



RaeAnn McKernan

BOWL NOTES: Conference USA will enter its fourth year as a primary partner with the Gildan New Mexico Bowl and is scheduled to send a team to Albuquerque each season through 2019. C-USA will face a representative from the Mountain West Conference each season at University Stadium on the campus of the University of New Mexico...C-USA has participated in the New Mexico Bowl three times, with UTEP playing in the game in 2014 and 2010, while UTSA made its first bowl appearance in last season's matchup..The bowl will once again be played on the opening day of the bowl season, which it has nearly each time during its existence.

R+L CARRIERS NEW ORLEANS BOWL

QUICK FACTS

New Orleans, La.
Date: December 16, 2017
Time: 12 p.m. CST
Stadium: Mercedes-Benz Superdome (73,208)
Network: ESPN
Opponent: Sun Belt Conference Opponent
President/CEO: Jay Cicero
Executive Director: Billy Ferrante
V.P., Communications: Sam Joffray
Director of Events/Operations: Alison Comeaux
Director of Sales/Tickets: Craig Forshag
Event Operations and Media Coordinator: Paul Utterback
Phone: 504/525-5678
Website: www.neworleansbowl.org
Facebook: R+LCarriers New Orleans Bowl
Twitter: @NewOrleansBowl



Billy Ferrante



Paul Utterback

BOWL NOTES: Conference USA is scheduled to be a part of the R+L Carriers New Orleans Bowl for the 13th time in the bowl's 17 years, facing an opponent from the Sun Belt Conference...This year's game will mark the eighth straight year it has been played on a Saturday, with a Noon CT kickoff scheduled, this will open the 2017-18 bowl season.

ST. PETERSBURG BOWL

QUICK FACTS

St. Petersburg, Fla.

Date: December 21, 2017

Time: 8 p.m. EST

Stadium: Tropicana Field (28,453)

Network: ESPN

Opponent: American Athletic Conference Selection

Phone: 727/290-9865

Executive Director: Brett Dulaney

Supervisor of Events: Kathy Hnat

Supervisor of Events: Brittany Tellex

Media Relations Director: Jack Heilig

Phone: 954/634-2299

Website: www.StPetersburgBowl.com

Facebook: St. Pete Bowl

Twitter: @stpetebowl



Brett Dulaney



Jack Heilig

BOWL NOTES: After a one-year absence, Conference USA will once again participate in the St. Petersburg Bowl this December, facing an opponent from the American Athletic Conference...This year's 10th annual game is scheduled for Thursday, December 21 at 8 pm EST..Conference USA has participated in seven of the first nine St. Petersburg Bowls....Current C-USA members FIU, Marshall and Southern Miss have participated in the game previously.. The game is played at Tropicana Field in downtown St. Petersburg and the bowl is owned and operated by ESPN Events, a subsidiary of ESPN.

ZAXBY'S HEART OF DALLAS BOWL

QUICK FACTS

Dallas, Texas

Date: December 26, 2017

Time: 12:30 p.m.

Stadium: Cotton Bowl

Network: ESPN

Opponent: Big 12 Selection

Phone: 817-810-0695

Executive Director: Brant Ringler

Manager, Events: Scott Pomeroy

Event Supervisor: Bryan Delgado

Assoc. Manager of Events: Monty Clegg

Ticket Manager: Trisha Branch

Media Operations Coordinator: Tim Simmons

Phone: 303/678-8484

Website: www.theheartofdallasbowl.com

Facebook: theheartofdallasbowl

Twitter: @HODBowl



Brant Ringler



Tim Simmons

BOWL NOTES: Conference USA is slated to play an opponent from the Big 12 Conference in the eighth annual Heart of Dallas Bowl on December 26..The bowl is the only one that honors first responders and it also benefits organizations working to eradicate homelessness in Dallas..North Texas appeared in last year's game vs. Army and won the 2013 bowl over UNLV. Southern Miss became the first C-USA school to play a Pac-12 team in a bowl game in 2015, falling to Washington, 44-31..The 2014 game saw C-USA West Division Champion Louisiana Tech defeat Illinois, 35-18.

INDEPENDENCE BOWL

QUICK FACTS

Shreveport, Louisiana

Date: December 27, 2016

Time: 1:30 p.m. CST

Stadium: Independence Stadium (49,565)

Network: ESPN

Opponent: ACC or SEC Selection

Executive Director: Missy Setters

Media Relations Director: Stefan Nolet


Website: www.independencebowl.org

Facebook: independencebowl

Twitter: @IndyBowl



Missy Setters



Stefan Nolet

BOWL NOTES: Conference USA maintains a secondary partnership with the Independence Bowl, played at Independence Stadium in Shreveport, La. C-USA will provide a surplus team to the bowl in the event the SEC or ACC are unable to provide a team ...The game was established in 1976 and is the nation's 11th-oldest game...Current C-USA members Louisiana Tech, Southern Miss and UTEP have previously played in the Independence Bowl.

POSTSEASON BOWL HISTORY

CHARLOTTE (0-0)

FIU (1-1)

2011 BEEF 'O' BRADY'S (St. Petersburg, Fla.)
Marshall 20, FIU 10
2010 LITTLE CAESARS PIZZA (Detroit, Mich.)
FIU 34, Toledo 32

FLORIDA ATLANTIC (2-0)

2008 LITTLE CAESARS PIZZA (Detroit, Mich.)
Florida Atlantic 24, Central Michigan 21
2007 NEW ORLEANS (New Orleans, La.)
Florida Atlantic 44, Memphis 27

LOUISIANA TECH (5-3-1)

2016 ARMED FORCES BOWL (Fort Worth, Texas)
Louisiana Tech 48, Navy 45
2015 NEW ORLEANS BOWL (New Orleans, La.)
Louisiana Tech 47, Arkansas State 28
2014 HEART OF DALLAS BOWL (Dallas, Texas)
Louisiana Tech 35, Illinois 18
2011 POINSETTIA BOWL (San Diego, Calif.)
TCU 31, Louisiana Tech 24
2008 INDEPENDENCE BOWL (Shreveport, La.)
Louisiana Tech 17, Northern Illinois 10
2001 HUMANITARIAN BOWL (Boise, Idaho)
Clemson 49, Louisiana Tech 24
1990 INDEPENDENCE BOWL (Shreveport, La.)
Louisiana Tech 34, Maryland 34
1978 INDEPENDENCE BOWL (Shreveport, La.)
East Carolina 35, Louisiana Tech 13
1977 INDEPENDENCE BOWL (Shreveport, La.)
Louisiana Tech 24, Louisville 14

MARSHALL (10-2-0)

2015 ST. PETERSBURG (St. Petersburg, Fla.)
Marshall 16, Connecticut 10
2014 BOCA RATON (Boca Raton, Fla.)
Marshall 52, Northern Illinois 23
2013 MILITARY (Washington, D.C.)
Marshall 31, Maryland 20
2011 BEEF 'O' BRADY'S (St. Petersburg, Fla.)
Marshall 20, FIU 10
2009 LITTLE CAESARS PIZZA (Detroit, Mich.)
Marshall 21, Ohio 17
2004 FORT WORTH BOWL (Fort Worth, Texas)
Cincinnati 32, Marshall 14
2002 GMAC BOWL (Mobile, Ala.)
Marshall 38, Louisville 15
2001 GMAC BOWL (Mobile, Ala.)
Marshall 64, East Carolina 61 (2ot)
2000 MOTOR CITY (Detroit, Mich.)
Marshall 25, Cincinnati 14
1999 MOTOR CITY (Detroit, Mich.)
Marshall 21, BYU 3
1998 MOTOR CITY (Detroit, Mich.)
Marshall 48, Louisville 29
1997 MOTOR CITY (Detroit, Mich.)
Mississippi 34, Marshall 31

MIDDLE TENNESSEE (2-7)

2016 HAWAII BOWL (Honolulu, Hawaii)
Hawaii 52, Middle Tennessee 35
2015 POPEYES BAHAMAS BOWL (Nassau, Bahamas)
Western Michigan 45, Middle Tennessee 31
2013 ARMED FORCES BOWL (Fort Worth, Texas)
Navy 24, Middle Tennessee 6
2011 GODADDY.COM BOWL (Mobile, Ala.)
Miami (Ohio) 35, Middle Tennessee 21
2009 NEW ORLEANS BOWL (New Orleans, La.)
Middle Tennessee 42, Southern Miss 42
2006 MOTOR CITY BOWL (Detroit, Mich.)
Central Michigan 31, Middle Tennessee 14
1961 TANGERINE BOWL (Orlando, Fla.)
Lamar 21, Middle Tennessee 14
1959 TANGERINE BOWL (Orlando, Fla.)
Middle Tennessee 21, Presbyterian 12
1956 REFRIGERATOR BOWL (Evansville, Ind.)
Sam Houston State 27, Middle Tennessee 13

NORTH TEXAS (2-6)

2016 HEART OF DALLAS BOWL (Dallas, Texas)
Army 38, North Texas 31 (ot)
2013 HEART OF DALLAS BOWL (Dallas, Texas)
North Texas 36, UNLV 14
2004 NEW ORLEANS BOWL (New Orleans, La.)
Southern Miss 31, North Texas 10
2003 NEW ORLEANS BOWL (New Orleans, La.)
Memphis 27, North Texas 17
2002 NEW ORLEANS BOWL (New Orleans, La.)
North Texas 24, Cincinnati 19
2001 NEW ORLEANS BOWL (New Orleans, La.)
Colorado State 45, North Texas 20
1959 SUN BOWL (El Paso, Texas)
New Mexico State 28, North Texas 8
1956 SALAD BOWL (Phoenix, Ariz.)
Nevada 13, North Texas 6

OLD DOMINION (1-0)

2016 POPEYES BAHAMAS BOWL (Nassau, Bahamas)
Old Dominion 24, Eastern Michigan 20

RICE (7-5-0)

2014 HAWAII BOWL (Honolulu, Hawaii)
Rice 30, Fresno State 6
2013 LIBERTY BOWL (Memphis, Tenn.)
Mississippi State 44, Rice 7
2012 ARMED FORCES BOWL (Fort Worth, Texas)
Rice 33, Air Force 14
2008 TEXAS BOWL (Houston, Texas)
Rice 38, Western Michigan 14
2006 R+L CARRIERS NEW ORLEANS BOWL (New Orleans, La.)
Troy 41, Rice 17
1961 BLUEBONNET BOWL (Houston, Texas)
Kansas 33, Rice 7
1961 SUGAR BOWL (New Orleans, La.)
Mississippi 14, Rice 6
1958 COTTON BOWL (Dallas, Texas)
Navy 20, Rice 7
1954 COTTON BOWL (Dallas, Texas)
Rice 28, Alabama 6
1950 COTTON BOWL (Dallas, Texas)
Rice 27, North Carolina 13
1947 ORANGE BOWL (Miami, Fla.)
Rice 8, Tennessee 0
1938 COTTON BOWL (Dallas, Texas)
Rice 28, Colorado 14

SOUTHERN MISS (11-13-0)

2016 R+L CARRIERS NEW ORLEANS BOWL (New Orleans, La.)
Southern Miss 28, Louisiana-Lafayette 21
2015 ZAXBY'S HEART OF DALLAS BOWL (Dallas, Texas)
Washington 44, Southern Miss 31
2011 SHERATON HAWAII BOWL (Honolulu, Hawaii)
Southern Miss 24, Nevada 17
2010 BEEF 'O' BRADY'S BOWL (St. Petersburg, Fla.)
Louisville 31, Southern Miss 28
2009 R+L CARRIERS NEW ORLEANS BOWL (New Orleans, La.)
Middle Tennessee 42, Southern Miss 32
2008 R+L CARRIERS NEW ORLEANS BOWL (New Orleans, La.)
Southern Miss 30, Troy 27 (ot)
2007 PAPAJOHNS.COM BOWL (Birmingham, Ala.)
Cincinnati 31, Southern Miss 21
2006 GMAC BOWL (Mobile, Ala.)
Southern Miss 28, Ohio 7
2005 WYNDHAM NEW ORLEANS BOWL (Lafayette, La.)
Southern Miss 31, Arkansas St. 19
2004 WYNDHAM NEW ORLEANS BOWL (New Orleans, La.)
Southern Miss 31, North Texas 10
2003 AXA LIBERTY BOWL (Memphis, Tenn.)
Utah 17, Southern Miss 0

2002 HOUSTON BOWL (Houston, Texas)

Oklahoma State 33, Southern Miss 23
2000 GMAC MOBILE ALABAMA BOWL (Mobile, Ala.)
Southern Miss 28, TCU 21
1999 AXA LIBERTY BOWL (Memphis, Tenn.)
Southern Miss 23, Colorado State 17
1998 HUMANITARIAN BOWL (Boise, Idaho)
Idaho 42, Southern Miss 35
1997 AXA LIBERTY BOWL (Memphis, Tenn.)
Southern Miss 41, Pittsburgh 7
1990 ALL-AMERICAN BOWL (Birmingham, Ala.)
North Carolina State 31, Southern Miss 27
1988 INDEPENDENCE BOWL (Shreveport, La.)
Southern Miss 38, UTEP 18
1981 TANGERINE BOWL (Orlando, Fla.)
Missouri 19, Southern Miss 17
1980 INDEPENDENCE BOWL (Shreveport, La.)
Southern Miss 16, McNeese State 14
1958 TANGERINE BOWL (Orlando, Fla.)
East Texas State 10, Southern Miss 9
1957 TANGERINE BOWL (Orlando, Fla.)
West Texas State 20, Southern Miss 13
1954 SUN BOWL (El Paso, Texas)
Pacific 26, Southern Miss 7
1953 SUN BOWL (El Paso, Texas)
UTEP 37, Southern Miss 14

UAB (0-1)

2004 SHERATON HAWAII BOWL (Honolulu, Hawaii)
Hawaii 59, UAB 40

UTEP (5-9)

2010 NEW MEXICO BOWL (Albuquerque, N.M.)
Utah State 21, UTEP 6
2010 NEW MEXICO BOWL (Albuquerque, N.M.)
BYU 52, UTEP 24
2005 GMAC BOWL (Mobile, Ala.)
Toledo 45, UTEP 13
2004 EV1.NET HOUSTON BOWL (Houston, Texas)
Colorado 33, UTEP 28
2000 HUMANITARIAN BOWL (Boise, Idaho)
Boise State 38, UTEP 23
1988 INDEPENDENCE BOWL (Shreveport, La.)
Southern Miss 38, UTEP 18
1967 SUN BOWL (El Paso, Texas)
Mississippi 14, UTEP 7
1965 SUN BOWL (El Paso, Texas)
UTEP 13, TCU 12
1957 SUN BOWL (El Paso, Texas)
George Washington 13, UTEP 0
1955 SUN BOWL (El Paso, Texas)
UTEP 47, Florida State 20
1954 SUN BOWL (El Paso, Texas)
UTEP 37, Southern Miss 14
1950 SUN BOWL (El Paso, Texas)
UTEP 33, Georgetown 20
1949 SUN BOWL (El Paso, Texas)
West Virginia 21, UTEP 12
1937 SUN BOWL (El Paso, Texas)
Hardin-Simmons 34, UTEP 6

UTSA (0-1)

2016 GILDAN NEW MEXICO BOWL (Albuquerque, N.M.)
New Mexico 23, UTSA 20

WKU (3-1)

2016 BOCA RATON BOWL (Boca Raton, Fla.)
WKU 51, Memphis 31
2015 MIAMI BEACH BOWL (Miami, Fla.)
WKU 45, South Florida 35
2014 POPEYES BAHAMAS BOWL (Nassau, Bahamas)
WKU 49, Central Michigan 48
2012 LITTLE CAESARS BOWL (Detroit, Mich.)
Central Michigan 24, WKU 21

2017 TELEVISION SCHEDULE (as of June 15)

Sat., Aug. 26	Stanford vs. Rice	10:00p ET/9:00p CT	ESPN
Thu., Aug. 31	FIU at UCF	6:00p ET/5:00p CT	CBSSN
Fri., Sept. 1	Charlotte at Eastern Michigan	6:30p ET/5:30p CT	ESPN3
Fri., Sept. 1	Navy at Florida Atlantic	8:00p ET/7:00p CT	ESPN3
Sat., Sept. 2	UTEP at Oklahoma	3:30p ET/2:30p CT	FOX
Sat., Sept. 2	Alabama A&M at UAB	3:30p ET/2:30p CT	Stadium
Sat., Sept. 2	Kentucky at Southern Miss	4:00p ET/3:00p CT	CBSSN
Sat., Sept. 2	Houston at UTSA	7:00p ET/6:00p CT	Stadium
Sat., Sept. 2	Vanderbilt at Middle Tennessee	8:00p ET/7:00p CT	CBSSN
Sat., Sept. 9	Charlotte at Kansas State	12:00p ET/11:00a CT	FSN
Sat., Sept. 9	Florida Atlantic at Wisconsin	12:00p ET/11:00a CT	BTN
Sat., Sept. 9	UAB at Ball State	3:00p ET/2:00p CT	ESPN3
Sat., Sept. 9	Middle Tennessee at Syracuse	3:30p ET/2:30p CT	ACC Network/ESPN3
Sat., Sept. 9	Marshall at NC State	6:00p ET/5:00p CT	ACC Network/ESPN3
Sat., Sept. 9	North Texas at SMU	7:00p ET/6:00p CT	ESPN3
Sat., Sept. 9	Southern at Southern Miss	7:00p ET/6:00p CT	Stadium
Sat., Sept. 9	Mississippi State at Louisiana Tech	7:30p ET/6:30p CT	CBSSN
Sat., Sept. 9	Alcorn State at FIU	TBA	beIN SPORTS
Sat., Sept. 9	UTSA at Baylor	8:00p ET/7:00p CT	FSN
Sat., Sept. 9	WKU at Illinois	8:00p ET/7:00p CT	BTN
Fri., Sept. 15	Arizona at UTEP	10:15p ET/9:15p CT	ESPN
Sat., Sept. 16	North Carolina at Old Dominion	3:30p ET/2:30p CT	Stadium
Sat., Sept. 16	North Texas at Iowa	3:30p ET/2:30p CT	ESPN2
Sat., Sept. 16	FIU at Indiana	3:30p ET/2:30p CT	BTN
Sat., Sept. 16	Middle Tennessee at Minnesota	3:30p ET/2:30p CT	BTN
Sat., Sept. 16	Louisiana Tech at WKU	7:00p ET/6:00p CT	Stadium
Sat., Sept. 16	Southern Miss at UL Monroe	7:00p ET/6:00p CT	ESPN3
Sat., Sept. 16	Bethune Cookman at Florida Atlantic	8:00p ET/7:00p CT	beIN SPORTS
Sat., Sept. 16	Rice at Houston	8:00p ET/7:00p CT	ESPN3
Sat., Sept. 23	UAB at North Texas	6:30p ET/5:30p CT	beIN SPORTS
Sat., Sept. 23	Ball State at WKU	7:00p ET/6:00p CT	Stadium
Sat., Sept. 30	UTEP at Army	3:30p ET/2:00p CT	CBSSN
Sat., Sept. 30	Middle Tennessee at Florida Atlantic	7:00p ET/6:00p CT	Stadium
Sat., Oct. 7	Florida Atlantic at Old Dominion	6:00p ET/5:00p CT	Stadium
Sat., Oct. 7	Army at Rice	6:30p ET/5:30p CT	beIN SPORTS
Sat., Oct. 7	FIU at Middle Tennessee	3:00p ET/2:00p CT	ESPN3
Sat., Oct. 14	Old Dominion at Marshall	2:30p ET/1:30p CT	ESPN3
Sat., Oct. 14	Middle Tennessee at UAB	6:30p ET/5:30p CT	beIN SPORTS
Sat., Oct. 14	UTEP at Southern Miss	7:00p ET/6:00p CT	Stadium
Fri., Oct. 20	WKU at Old Dominion	TBA	CBSSN
Fri., Oct. 20	Marshall at Middle Tennessee	7:00p ET/6:00p CT	ESPN2
Sat., Oct. 21	UAB at Charlotte	6:30p ET/5:30p CT	beIN SPORTS
Sat., Oct. 21	Southern Miss at Louisiana Tech	7:00p ET/6:00p CT	Stadium
Sat., Oct. 21	North Texas at Florida Atlantic	TBA	ESPN3
Sat., Oct. 28	Florida Atlantic at WKU	4:30p ET/3:30p CT	Stadium
Sat., Oct. 28	Old Dominion at North Texas	TBA	ESPN3
Fri., Nov. 3	Marshall at Florida Atlantic	6:00p ET/5:00p CT	CBSSN
Sat., Nov. 4	Charlotte at Old Dominion	3:30p ET/2:30p CT	ESPN3
Sat., Nov. 4	UTSA at FIU	7:00p ET/6:00p CT	Stadium
Sat., Nov. 4	UTEP at Middle Tennessee	7:30p ET/6:30p CT	beIN SPORTS
Sat., Nov. 11	Florida Atlantic at Louisiana Tech	3:30p ET/2:30p CT	Stadium
Sat., Nov. 11	WKU at Marshall	6:30p ET/5:30p CT	beIN SPORTS
Sat., Nov. 11	Middle Tennessee at Charlotte	2:00p ET/1:00p CT	ESPN3
Sat., Nov. 11	UTEP at North Texas	TBA	ESPN3
Fri., Nov. 17	Middle Tennessee at WKU	8:00p ET/7:00p CT	CBSSN
Sat., Nov. 18	Army at North Texas	6:30p ET/5:30p CT	beIN SPORTS
Sat., Nov. 18	FIU at Florida Atlantic	7:00p ET/6:00p CT	Stadium
Sat., Nov. 18	Rice at Old Dominion	2:00p ET/1:00p CT	ESPN3
Fri., Nov. 24	WKU at FIU	7:00p ET/6:00p CT	beIN SPORTS
Sat., Nov. 25	Southern Miss at Marshall	2:30p ET/1:30p CT	Stadium
Sat., Nov. 25	UTSA at Louisiana Tech	TBA	ESPN TBA
Sat., Nov. 25	Old Dominion at Middle Tennessee	3:00p ET/2:00p CT	ESPN3
Sat., Nov. 25	North Texas at Rice	1 pm ET/12p CT	ESPN3
Sat., Dec. 16	R+L Carriers New Orleans Bowl	1:00p ET/12:00p CT	ESPN
Sat., Dec. 16	Gildan New Mexico Bowl	4:30p ET/3:30p CT	ESPN
Tue., Dec.19	Boca Raton Bowl	7:00p ET/6:00p CT	ESPN
Thu., Dec. 21	St. Petersburg Bowl	8:00p ET/7:00p CT	ESPN
Fri., Dec. 22	Bahamas Bowl	12:30p ET/11:30a CT	ESPN
Tue., Dec. 26	Zaxby's Heart of Dallas Bowl	1:30p ET/12:30p CT	ESPN
*Wed., Dec. 27	Independence Bowl	1:30p ET/12:30p CT	ESPN

*secondary agreement if ACC or SEC cannot fill

ABOUT ESPN



ESPN, the world's leading sports entertainment company, features more than 50 assets – eight U.S. television networks, ESPN International, ESPN Radio, ESPN.com, ESPN The Magazine, and more. ESPN is 80 percent owned by ABC, Inc. (an indirect subsidiary of The Walt Disney Company) and 20 percent by The Hearst Corporation.

ABOUT CBS SPORTS NETWORK



CBS Sports Network is the 24-hour home of CBS Sports. The Network airs more than 600 live games annually, showcasing an array of men's and women's sports, as well as in-depth studio shows, documentaries and original programs. CBS Sports Network also provides extensive shoulder programming around CBS Sports' Championship events. The Network serves as the national television home of Professional Bull Riders (PBR) and the Arena Football League (AFL), and features various other sports, including numerous professional racing series and Tough Mudder endurance events, as well as NFL focused studio shows NFL MONDAY QB and THAT OTHER PREGAME SHOW. The Network's daily lineup features a variety of news and commentary programs covering the entire sports landscape. For more information, including a channel finder, go to www.cbssportsnetwork.com.

ABOUT STADIUM



Stadium is a new, fully programmed, 24/7 multi-platform sports network that brings together exclusive live game and event coverage, extensive highlights, classic games, original programming, and daily live studio programming. Stadium includes a 24/7 linear feed distributed across both digital and broadcast platforms, as well as a comprehensive array of on demand content including additional live events and VOD highlights accessible via owned and operated Stadium platforms and select distribution partners.

Stadium was formed when Campus Insiders, 120 Sports and The American Sports Network combined forces to take advantage of a combined collection of professional and collegiate rights and unique access to both digital and television distribution opportunities. Stadium is owned by a collection of industry leaders including Silver Chalice, Sinclair, MLBAM, the NHL, the PGA TOUR, and Time, Inc. and will launch later this Summer 2017.

ABOUT BEIN SPORTS USA



Launched in 2012, beIN SPORTS is the fastest growing global sports network in the U.S. and is offered on nine of the largest 10 cable/satellite TV providers in the U.S., as well as other systems across the country. beIN SPORTS offers viewers premium sports content and entertainment across multiple platforms including TV channels beIN SPORTS and beIN SPORTS en Español and live streaming on beIN SPORTS CONNECT. A cornerstone of beIN SPORTS is its unrivaled live soccer coverage, which includes live matches from LaLiga, Serie A, Ligue 1, NASL, and CONMEBOL/CONCACAF/CAF World Cup Qualifiers, as well as news and in-depth analysis of all the top leagues from around the world. In addition to soccer, beIN SPORTS serves as a haven to fans of motorsports, tennis, rugby, volleyball and boxing, among others. With the recent addition of Conference USA coverage, beIN SPORTS will also broadcast College Football, Men's and Women's Basketball and Soccer, Baseball, Softball and Volleyball. Thru beIN SPORTS CONNECT, authenticated subscribers can also enjoy all the exciting action from the two networks and stream live overflow matches offered in HD on your computer, tablet or smart phone. For more information, please visit www.beINSPORTS.com. Follow us on Twitter @beINSPORTSUSA and/or @ESbeINSPORTS and like us on Facebook beIN SPORTS USA and beIN SPORTS En Español for breaking news and real-time updates.

CUSA.TV

CUSA.tv officially launched in the summer of 2016 making all non-televised team sports available as part of a subscription package. The site offers all events in one location so fans can watch home and away matchups of their favorite team or season long events from their favorite sport. The site also showcases weekly feature stories as well as postgame interviews, players of the week highlights and other exciting content.

RADIO AFFILIATES

School	Flagship	Dial	PxP	Analyst
Charlotte	ESPN Radio	730	Matt Swierad	Kevin Donnalley
FIU	WAXY-AM`	790	TBA	Wes Carroll
Florida Atlantic	ESPN-FM	106.3	Ken LaVicka	Kris Bartels
Louisiana Tech	KXKZ-FM	107.5	Dave Nitz	Teddy Allen
Marshall	WDGG-FM	93.7	Steve Cotton	Mark Martin
Middle Tennessee	WPRT-FM	102.5	Chip Walters	Wes Counts
North Texas	KHYI-FM	95.3	Dave Barnett	Hank Dickenson
	KGAF-AM	1580		
Old Dominion	ESPN Radio	94.1	Ted Alexander	Andy Mashaw
Rice	KGOW-FM	1560	J.P. Heath	Nate Griffin
Southern Miss	WXRR-FM	104.5	John Cox	Lee Roberts
UAB	WJQX-FM	100.5	David Crane	TBA
UTEP	KOFX-FM	92.3	Jon Teicher	Bernie Ricono
	*ESPN Deportes	1650	Omar Ropole	Eduardo Rubio
UTSA	KTKR-AM	760	Andy Everett	Jay Riley
	KBUC-FM	92.5/93.3	(alternate station)	
WKU	WPTQ-FM	105.3	Randy Lee	Leo Peckenpaugh
	WWKU-AM	1450		
	WWKU-FM	102.7		

*Spanish station

MEDIA RELATIONS DIRECTORY

CHARLOTTE

9201 University City Blvd.
Charlotte, NC 28223
704/687-1021

Associate AD: Tom Whitestone
tewhites@uncc.edu

Associate: Brent Stastny
bmstastn@uncc.edu
Assistant: Travis Woods
travis.woods@uncc.edu
Assistant: Sean Fox
sean.fox@uncc.edu



MIDDLE TENNESSEE

MTSU Box 20
Murfreesboro, TN 37132
615/898-2968

Associate AD: Mark Owens
owens@goblueraiders.com

Assistant: Tony Stinnett
stinnett@goblueraiders.com
Assistant: Eric Beovich
beovich@goblueraiders.com
Assistant: Zachary Rhodes
rhodes@goblueraiders.com
Assistant: Janelle Johnson
johnson@goblueraiders.com
Multimedia Specialist: Nathan Wallach
wallach@goblueraiders.com



UAB

115 Bartow Arena
617 13th Street South
Birmingham, AL 35294-4520
205/934-0722

Assistant AD: Ted Feeley
tfeeley@uab.edu

Associate: Jay D'Abramo
jdabramo@uab.edu
Assistant: Kylie Murphy
knmurphy@uab.edu
Assistant: Shane Switzer



FIU

11200 S.W. 8th Street
USCA 211
Miami, FL 33199
305/348-3164

Assistant AD: Paul Dodson
pdodson@fiu.edu

Director: Mike Hogan
mihogan@fiu.edu
Assistant: Ryan Rose
ryan.rose@fiu.edu
Assistant: Pete Pelegrin
ppelegr@fiu.edu



NORTH TEXAS

1155 Union Circle #311397
Denton, TX 76203
940/565-2476

Associate AD: Eric Capper
eric.capper@unt.edu

Assistant: Jordan Stepp
jordan.stepp@unt.edu

Assistant: Justin Glover
justin.glover@unt.edu
Assistant: Amy Ruggini
amy.ruggini@unt.edu



UTEP

Brumbelow Bldg., Room 126
201 Baltimore
El Paso, TX 79902
915/747-6652

Associate AD: Jeff Darby
jdarby@utep.edu

Media Relations Director: Denise Mata
mdmata@utep.edu

Associate: Mark Brunner
mbrunner@utep.edu
Assistant: Drew Bonney
dbonney@utep.edu



FLORIDA ATLANTIC

777 Glades Road
Boca Raton, FL 33431
561/297-3163

Assistant AD: Katrina McCormack
kmcormi@fau.edu

Assistant: Justin Johnson
jjohn218@fau.edu
Assistant: Jonathan Fraysure
jfraysur@fau.edu
Assistant: Rachel Rodriguez
rrodriqu@fau.edu



OLD DOMINION

Jim Jarrett Ath. Admin. Bldg.
Norfolk, VA 23529-0021
757/683-3374

Director: Eric Bohannon
ebohanno@odu.edu

Assistant: Grant Gardner
gagardne@odu.edu
Assistant: Tim Wentz
twentz@uab.edu
Assistant: Lysse Maynard
amaynard@uab.edu



UTSA

University Heights
One UTSA Circle
San Antonio, TX 78249
210/458-4551

Assistant AD: Kyle Stephens
kyle.stephens@utsa.edu

Associate: Brian Hernandez
brian.hernandez1@utsa.edu
Assistant: Audrey Westcott
audrey.westcott@utsa.edu
Assistant: TBA



LOUISIANA TECH

1650 West Alabama
Ruston, LA 71270
318/257-3145

Associate AD: Malcolm Butler
mbutler@latech.edu
Assistant: Kane McGuire
kmcguire@latech.edu

Assistant: Anna Claire Thomas
acthomas@latech.edu

Assistant: Brock McKee



RICE

PO Box 1892 MS 548
Houston, TX 77251-1892
713/348-4034

Assistant AD: Chuck Pool
cpool@rice.edu

Associate: Tim Andrzejewski
tim.andrzejewski@rice.edu
Assistant: John Sullivan
jsully@rice.edu
Assistant: Kenny Bybee
kbybee@rice.edu



WKU

E.A. Diddle Arena
1605 Avenue of Champions
Bowling Green, KY 42101-6412
270/745-3756

Associate AD: Kyle Neaves
kyle.neaves@wku.edu

Associate: Zach Greenwell
zach.greenwell@wku.edu
Assistant: Currie McFayden
currie.mcfayden@wku.edu
Assistant: Bryan Fyalkowski
bryan.fyalkowski@wku.edu
Assistant: Jessica Leifheit
jessica.leifheit@wku.edu



MARSHALL

Cam Henderson Center
Room 2036, 1801 Third Avenue
Huntington, WV 25703
304/696-4660

Assistant AD: Jason Corriher
jcorriher@marshall.edu

Associate: Wilbur Delashmet
delashmet@marshall.edu
Associate: Corey Dieteman
dieteman@marshall.edu
Assistant: Scott Hall
hall133@marshall.edu



SOUTHERN MISS

118 College Drive #5161
Hattiesburg, MS 39406-0001
601/266-4503

Assistant AD: Jack Duggan
jack.duggan@usm.edu

Director: David Cohen
david.cohen@usm.edu



Football Contact in bold italics.

CONFERENCE USA

5201 N. O'Connor Blvd., Suite 300
Irving, TX 75039
P: 214/774-1300 • F: 214/496-0055
conferenceusa.com

Russell Anderson, Assistant Commissioner for Football and Baseball Operations
(rdanderson@c-usa.org)

Tim McNamara, Director of Communications (tmcnamara@c-usa.org)

TBA, Communications Assistant (TBA)

TBA, Communications Assistant (TBA)