

2016

# SEASON



OCTOBER 31, 2016  
7:30PM SOLDIER FIELD



Minnesota Vikings (5-1) vs. Chicago Bears (1-6)  
 Monday, October 31, 2016 -- 7:30pm CT  
 Soldier Field (Natural Grass) -- 61,500



## REGULAR SEASON GAME 8 vs. MINNESOTA

The Chicago Bears (1-6) return home for their fourth and final scheduled primetime game when they take on the Minnesota Vikings (5-1) on *Monday Night Football* before heading into the bye week.

Monday will mark the Bears second appearance on *Monday Night Football* this season and 67th appearance overall, seventh most in the NFL. The Bears have had more success on Monday night's than any other primetime time slot, posting 29 wins (15 at home).

Minnesota leads the overall series 51-57-2, but the two clubs are tied with six wins a piece on Monday night. The last time the two teams met on Monday night was in 2010 when the Bears defeated the Vikings 40-14 in Brett Favre's final professional game.

Following the bye week, the Bears have back-to-back road games against the Tampa Bay Buccaneers and New York Giants before returning home on November 27th to face the Tennessee Titans.

## CHICAGO BEARS 2016 SCHEDULE

### PRESEASON

Day	Date	Opponent	CT	Network
Thur.	Aug. 11	DENVER BRONCOS	L	0-22
Thur.	Aug. 18	@ New England Patriots	L	22-23
Sat.	Aug. 27	KANSAS CITY CHIEFS	L	7-23
Thur.	Sep. 1	@ Cleveland Browns	W	21-7

### REGULAR SEASON

Day	Date	Opponent	CT	Network
Sun.	Sept. 11	@ Houston Texans	L	14-23
Mon.	Sept. 19	PHILADELPHIA EAGLES	L	14-29
Sun.	Sept. 25	@ Dallas Cowboys	L	17-31
Sun.	Oct. 2	DETROIT LIONS	W	17-14
Sun.	Oct. 9	@ Indianapolis Colts	L	23-29
Sun.	Oct. 16	JACKSONVILLE JAGUARS	L	16-17
Thur.	Oct. 20	@ Green Bay Packers	L	10-26
Mon.	Oct. 31	MINNESOTA VIKINGS	7:30pm	ESPN
Sun.	Nov. 6	BYE WEEK		
Sun.	Nov. 13	@ Tampa Bay Buccaneers	Noon*	FOX
Sun.	Nov. 20	@ New York Giants	Noon*	FOX
Sun.	Nov. 27	TENNESSEE TITANS	Noon*	CBS
Sun.	Dec. 4	SAN FRANCISCO 49ERS	Noon*	FOX
Sun.	Dec. 11	@ Detroit Lions	Noon*	FOX
Sun.	Dec. 18	GREEN BAY PACKERS	Noon*	FOX
Sun.	Dec. 24	WASHINGTON REDSKINS	Noon*	FOX
Sun.	Jan. 1	@ Minnesota Vikings	Noon*	FOX

\* Game times tentative and subject to flex scheduling

## BEARS MEDIA ITINERARY

### Thursday, October 27

9:45am.....Head Coach Mike Zimmer conference call  
 11:15am.....Practice open to media until team activities  
 .....Head Coach John Fox at the backdrop post-practice  
 .....Def. Coord. Vic Fangio at the backdrop post-practice  
 .....STs Coord. Jeff Rodgers at the backdrop post-practice  
 1:25pm.....Head Coach John Fox conference call  
 1:35.....Jay Cutler conference call  
 2:00pm-2:45pm.....Open Locker Room  
 2:45pm.....Sam Bradford onference call

### Saturday, October 29

10:50am.....Practice open to media until team activities  
 .....Head Coach John Fox at the backdrop post-practice  
 Post Practice.....Open Locker Room

### Sunday, October 30

No Availability

### Monday, October 31

VIKINGS vs. BEARS (7:30pm)

### Friday, October 28

11:10am.....Practice open to media until team activities  
 .....Head Coach John Fox at the backdrop post-practice  
 .....Off. Coord. Dowell Loggains at the backdrop-  
 post-practice  
 2:00pm-2:45pm.....Open Locker Room

- All practices held at Halas Hall unless otherwise noted  
 - Times/availability are subject to change  
 - All times are CT

## TELEVISION

### ESPN

Play-by-Play.....Sean McDonough  
 Color Analyst.....Jon Gruden  
 Sideline Reporter.....Lisa Salters

### RADIO

#### WBBM Radio (780 AM & 105.9 FM)

Play-by-Play.....Jeff Joniak  
 Color Analyst.....Tom Thayer  
 Sideline Reporter.....Zach Zaidman

#### WVIV-FM 93.5/103.1FM & WRTO-AM 1200AM

Play-by-Play.....Hector Lozano  
 Color Analyst.....Omar Ramos

### WESTWOOD ONE

Play-by-Play.....Kevin Harlan  
 Color Analyst.....Kurt Warner  
 Sideline Reporter.....Hub Arkushi

[www.facebook.com/chicagobears](http://www.facebook.com/chicagobears)

Twitter: @chicagobears  
 @chibearspromos

[www.ChicagoBears.com](http://www.ChicagoBears.com)

**CHICAGO BEARS**

Halas Hall 1920 Football Drive Lake Forest, IL 60045-4829 [CHICAGOBEARS.COM](http://CHICAGOBEARS.COM)

# BEARS

## THE HEAD COACHES

### CHICAGO BEARS

#### John Fox

John Fox was named the 15th head coach in Chicago Bears history on January 16, 2015. Before joining the Bears, John Fox was a head coach with the Denver Broncos (2011-14) and Carolina Panthers (2002-2010). He has compiled a 126-105 (.545) regular season record, six division titles, six double-digit win seasons and seven playoff appearances. In the postseason, Fox has amassed an 8-7 (.533) record as a head coach with three conference championship game appearances leading to two trips to the Super Bowl (XXXVIII with Carolina in 2003 and XLVIII with Denver in 2013). Prior to coaching the Panthers, Fox was the defensive coordinator for the N.Y. Giants (1997-2001). In 2000, Fox helped the Giants reach Super Bowl XXXV, including posting the first shutout in a conference title game since 1986. Before joining the Giants, he was a Rams' consultant (1996), defensive coordinator for the Raiders (1994-95), defensive backs coach for the Chargers (1992-93) and Steelers (1989-1991), and secondary coach for the USFL's L.A. Express (1985). Fox also coached collegiately at San Diego St. (1978), U.S. International (1979) Boise St. (1980), Long Beach St. (1981), Utah (1982), Kansas (1983), Iowa St. (1984), and Pittsburgh (1986-88).

### MINNESOTA VIKINGS

#### Mike Zimmer

Named the ninth head coach in Vikings history on January 15, 2014, Zimmer led the 2015 Vikings to their first NFC North title since 2009 in only his second season. His 18 wins since taking over is tied for 2nd most in team history. The Vikings defense allowed the 5th fewest points (19.3) in the NFL while Adrian Peterson secured his third rushing title. Zimmer has been a part of 12 playoff teams in his NFL tenure and teams that have won eight division titles. He coached the Cowboys defensive backs when the team won Super Bowl XXX over Pittsburgh after the 1995 season. When Zimmer arrived in Cincinnati in 2008, the Bengals notched four top-10 defensive rankings. Zimmer led top-10 defenses for Dallas in both a 4-3 and 3-4 scheme, led the league in 2003 in total defense, and the team ranked in the top five of NFL scoring defense a total of six times. Under Zimmer's direction, 11 defensive players have been selected to the Pro Bowl a total of 26 times. Five different players have posted 10-plus sacks while working under Zimmer. In addition to 13 years in Dallas (1994-2006), he also coached with Atlanta (2007), and Cincinnati (2008-2013).

## HEAD COACH COMPARISON

CHICAGO		MINNESOTA	
<u>John Fox</u>		<u>Mike Zimmer</u>	
126-105 (.545)	Regular Season Record (pct.)	23-15 (.652)	
8-7	Playoff Record	0-1	
15th	Years as NFL head coach	3rd	
2nd	Years as team's head coach	3rd	
0-2	Career Head-to-Head (Reg. Season)	2-0	
4-4	Career vs. Team (Reg. Season)	3-1	

## IMPORTANT NFL DATES

### REGULAR SEASON

Sept. 8-12	2016 Kickoff Weekend
Nov. 1	Trade Deadline
Jan. 7-8, 2017	AFC-NFC Wild Card Playoffs
Jan. 14-15	AFC-NFC Divisional Playoffs
Jan. 22	AFC-NFC Championship Games
Jan. 29	Pro Bowl; Orlando, Florida
Feb. 5	Super Bowl LI; Houston, Texas.

## QUICK FACTS

### CHICAGO BEARS -- NFC NORTH DIVISION

Team Colors: Navy Blue, Orange and White  
1920 Football Drive, Lake Forest, IL 60045

Telephone: (847) 295-6600

Official website: [www.ChicagoBears.com](http://www.ChicagoBears.com)

Facebook: [www.facebook.com/chicagobears](http://www.facebook.com/chicagobears)

Twitter: @chicagobears & @chibearspromos

Head Coach	John Fox
Defensive Coordinator	Vic Fangio
Offensive Coordinator	Dowell Loggains
Special Teams Coordinator	Jeff Rodgers
Defensive Quality Control	Sean Desai
Defensive Backs	Ed Donatell
Running Backs	Stan Drayton
Assistant Defensive Backs	Sam Garnes
Strength and Conditioning	Jason George
Assistant Special Teams	Richard Hightower
Outside Linebackers	Clint Hurr
Wide Receivers	Curtis Johnson
Offensive Line	Dave Magazu
Offensive Assistant	Kevin Mawae
Offensive Assistant	Ben McDaniels
Asst. Strength and Conditioning	Pierre Ngo
Asst. Strength and Conditioning	Rick Perry
Linebackers	Glenn Pires
Quarterbacks	Dave Ragone
Defensive Line	Jay Rodgers
Tight Ends	Frank Smith
Assistant Offensive Line	Ben Wilkerson

### MINNESOTA VIKINGS - NFC NORTH DIVISION

Team Colors: Purple, Gold and White  
9520 Viking Drive, Eden Prairie, MN 55344

Telephone: (952) 828-6500

[www.vikings.com](http://www.vikings.com)

Head Coach	Mike Zimmer
Defensive Coordinator	George Edwards
Special Teams Coordinator	Mike Priefer
Offensive Coordinator	Norv Turner
Special Teams Assistant	Ryan Ficken
Asst. Offensive Line	Hank Fraley
Asst. Defensive Backs/Quality Control	Jonathan Gannon
Defensive Backs	Jerry Gray
Defensive Assistant	Jeff Howard
Asst. Strength and Conditioning	Jeff Hurd
Quality Control	Andrew Janocko
Asst. Strength and Conditioning	Chaz Mahle
Defensive Line	Andre Patterson
Coaching Assistant	Drew Pelzing
Asst. Defensive Line	Robert Rodriguez
Strength and Conditioning	Brent Salazar
Tight ends	Pat Shurmur
Offensive Line	Tony Sparano
Running Backs	Kevin Stefanski
Wide Receivers	George Stewart
Quarterbacks	Scott Turner
Linebackers	Adam Zimmer

## BEARS-VIKINGS SCORES

### VS. MINNESOTA VIKINGS

**W - 51 L - 57 T - 2**

1961 — Vikings, 37-13 (MN); BEARS, 52-35 (W)  
 1962 — BEARS, 13-0 (MN); BEARS, 31-30 (W)  
 1963 — BEARS, 28-7 (MN); Tie 17-17 (W)  
 1964 — BEARS, 34-28 (MN); Vikings, 41-14 (W)  
 1965 — BEARS, 45-37 (MN); Vikings, 24-17 (W)  
 1966 — BEARS, 13-10 (MN); BEARS, 41-28 (W)  
 1967 — BEARS, 17-7 (MN); Tie, 10-10 (W)  
 1968 — BEARS, 27-17 (MN); BEARS, 26-24 (W)  
 1969 — Vikings, 31-0 (W); Vikings, 31-14 (MN)  
 1970 — Vikings, 24-0 (W); Vikings, 16-13 (MN)  
 1971 — BEARS, 20-17 (MN); Vikings, 27-10 (S)  
 1972 — BEARS, 13-10 (S) mnf; Vikings, 23-10 (MN)  
 1973 — Vikings, 22-13 (S); Vikings, 31-13 (MN)  
 1974 — Vikings, 11-7 (MN); Vikings, 17-0 (S)  
 1975 — Vikings, 28-3 (MN); Vikings, 13-9 (S) mnf  
 1976 — Vikings, 20-19 (MN); BEARS, 14-13 (S)  
 1977 — Vikings, 22-16 (MN) +; BEARS, 10-7 (S)  
 1978 — Vikings, 24-20 (S) mnf; Vikings, 17-14 (MN)  
 1979 — BEARS, 26-7 (S); Vikings, 30-27 (MN)  
 1980 — Vikings, 34-14 (S); Vikings, 13-7 (MN)  
 1981 — Vikings, 24-21 (MN); BEARS, 10-9 (S)  
 1982 — Vikings, 35-7 (M)  
 1983 — Vikings, 23-14 (S); BEARS, 19-13 (M)  
 1984 — BEARS, 16-7 (S); BEARS, 34-3 (M)  
 1985 — BEARS, 33-24 (M) thu; BEARS, 27-9 (S)  
 1986 — BEARS, 23-0 (S); Vikings, 23-7 (M)  
 1987 — BEARS, 27-7, (S); BEARS, 30-24 (M) sn  
 1988 — Vikings, 31-7 (S); Vikings, 28-27 (M) mnf  
 1989 — BEARS, 38-7 (S); Vikings, 27-16 (M) sn  
 1990 — BEARS, 19-16 (S); Vikings, 41-13 (M)  
 1991 — BEARS, 10-6 (S); BEARS, 34-17 (M) mnf  
 1992 — Vikings, 21-20 (M); Vikings, 38-10 (S) mnf  
 1993 — Vikings, 10-7 (M); Vikings, 19-12 (S) mnf  
 1994 — Vikings, 42-14 (S); Vikings, 33-27 (M)+thu;  
**BEARS, 35-18 (M) FR**  
 1995 — BEARS, 31-14 (S); BEARS, 14-6 (M) mnf  
 1996 — Vikings, 20-14 (S); BEARS, 15-13 (M) mnf  
 1997 — Vikings, 27-24 (S); Vikings, 29-22 (M)  
 1998 — Vikings, 31-28 (S); Vikings, 48-22 (M) sn  
 1999 — BEARS, 24-22 (M); Vikings, 27-24 (S) +  
 2000 — Vikings, 30-27 (M); Vikings, 28-16 (S)  
 2001 — BEARS, 17-10 (S); BEARS, 13-6 (M)  
 2002 — BEARS, 27-23 (IL); Vikings, 25-7 (M)  
 2003 — Vikings, 24-13 (M); BEARS, 13-10 (S)  
 2004 — Vikings, 27-22 (M); BEARS, 24-14 (S)  
 2005 — BEARS, 28-3 (S); Vikings, 34-10 (M)  
 2006 — BEARS, 19-16 (M); BEARS, 23-13 (S)  
 2007 — Vikings 34-31 (S); Vikings, 20-13 (M) mnf  
 2008 — BEARS, 48-41 (S); Vikings, 34-14 (M) mnf  
 2009 — Vikings, 36-10 (M), BEARS, 36-30 (S) + mnf  
 2010 — BEARS, 27-13 (S); BEARS, 40-14 (TCF) mnf  
 2011 — BEARS, 39-10 (S); BEARS, 17-13 (M)  
 2012 — BEARS, 28-10 (S); Vikings, 21-14 (M)  
 2013 — BEARS, 31-30 (S); Vikings, 23-20 (M) +  
 2014 — BEARS, 21-13 (S); Vikings, 13-9 (TCF)  
 2015 — Vikings, 23-20 (S); VIKINGS, 38-17 (TCF)

**KEY:** MN: Metropolitan Stadium; W: Wrigley Field; S - Soldier Field; M - Metrodome; IL - Memorial Stadium; Univ. of Illinois, TCF - TCF Bank Stadium; Univ. of Minnesota, + Overtime, mnf - Monday Night Football; sn - Sunday night; thu - Thursday Night; **FR - First Round**

## HEAD-TO-HEAD COMPARISON

2016 REGULAR SEASON

### CHICAGO (NFL Rank)

### MINNESOTA (NFL Rank)

15.9 (32) .....	Points Scored .....	21.5 (18)
348.6 (16t) .....	Total Offense .....	299.2 (31)
87.9 (25) .....	Rushing Offense .....	74.3 (31)
260.7 (11) .....	Passing Offense .....	224.8 (26)
24.1 (20) .....	Points Allowed .....	14.0 (1t)
350.4 (12) .....	Total Defense .....	279.5 (1)
107.0 (17) .....	Rushing Defense .....	81.7 (3)
243.4 (16) .....	Passing Defense .....	197.8 (4)
-2 (19t) .....	Turnover Ratio .....	11 (1)

## BEARS-VIKINGS SERIES

**THE SERIES:** Minnesota holds an all-time record of 57-51-2 against the Bears in the series that began in 1961.

In the 1960's the Bears won 11 of the first 16 meetings before the Vikings turned the tables in the 1970's by winning 15 of 20 contests. Chicago had a slight edge in the 1980's posting a 10-9 record in the series. The Vikings won 13 of 21 games played between the two teams in the 1990's. The Bears won the biggest meeting in the 90's, a 35-18 victory in the first round of the playoffs in 1994, the only postseason meeting between the clubs. In the 2000's, the series was even with both teams winning 10 meetings.

Chicago has won 7 of the first 12 match-ups this decade. The Bears won both meetings in 2010 and 2011 and the teams split their two meetings from 2012 through 2014. Minnesota swept the 2015 series for the first time since 2007.

The home team has won 23 of the last 28 meetings, with the Minnesota's win at Soldier Field in 2007 and 2015 and the Bears win at the Metrodome in 2006 and 2011 and TCF Bank Stadium in 2010 as the only road victories in the series since 2002.

## NFC NORTH STANDINGS

### 2016 Regular Season Standings

Team	W	L	Pct.	PF	PA	Home	Away	Div	Streak
Minnesota	5	1	.833	129	84	3-0	2-1	1-0	Lost 1
Green Bay	4	2	.667	140	123	3-1	1-1	2-1	Won 1
Detroit	4	3	.571	170	170	3-1	1-2	0-2	Won 3
CHICAGO	1	6	.143	111	169	1-2	0-4	1-1	Lost 3

## BEARS-PACKERS CONNECTIONS

Vikings with connections to Illinois:

-Head Coach Mike Zimmer played collegiately at Illinois State from 1974-77.

- Special teams coordinator Mike Priefer coached defensive tackles and special teams at Northern Illinois from 2000-01.

-TE MyCole Pruitt played collegiately at Southern Illinois.

-WR Laquon Treadwell played football at Crete-Monee High School.

### Coaching Connections

-From 2004-06, Bears defensive backs coach Ed Donatell was the defensive coordinator for the Atlanta Falcons while Vikings wide receivers coach George Stewart held his same position.

-From 2005-07, Bears linebackers coach Glenn Pires was the assistant linebackers coach for the Miami Dolphins while Vikings defensive coordinator George Edwards was the linebackers coach.

-From 2012-13, Bears offensive coordinator Dowell Loggains was the offensive coordinator for the Tennessee Titans while Vikings assistant defensive backs coach Jonathan Gannon was the defensive quality control coach. Vikings defensive backs coach Jerry Gray was also on that staff as the defensive coordinator.

## BEARS ONE-LINERS: OFFENSE

### QUARTERBACKS (3)

Matt Barkley (NFL Career): In his 4th NFL season, completing 36-of-65 passes for 381 yards and 6 interceptions in 5 games with the Philadelphia Eagles (2013-15), Arizona Cardinals (2016) and Chicago Bears (2016).

(2016 Season): Promoted to the Bears active roster 9/22.

-Did not play at games 3-6

-Completed 6/15 pass attempts for 81 yards and 2 INTs.

Jay Cutler (NFL Career): In his 11th NFL season having started all 136 games played with Denver (2006-08) and Chicago (2009-16), completing 2,729-of-4,400 pass attempts (62.0 percent) for 31,781 yards, 205 touchdowns and 143 interceptions for a QB rating of 85.9.

- Has added 1,638 rushing yards and 9 touchdowns on 364 career carries (4.5 ypc).

- Pro Bowl selection after 2008 season.

- 8-time team captain with Denver (2008) and Chicago (2009-13 & '15-16) [Bears had weekly captains during 2014 season].

- 38th in NFL history in passing yards.

- 37<sup>th</sup> in NFL history in passing touchdowns.

(Bears Career): In his eighth season in Chicago as franchise leader in career passer rating (85.4), completions (1,967), attempts (3,180), completion percentage (61.9), passing yards (22,757), passing yards per game (229.9), passing touchdowns (151) and 300-yard passing games (16) in 99 starts.

- Has 1,215 rushing yards and 6 touchdowns on 251 attempts (4.8 ypc) with the Bears.

- Signed seven-year contract with the Bears in January of 2014.

- Broke the franchise mark for career passing touchdowns breaking a tie with Pro Football HOFer Sid Luckman (137) in Game 8 of the 2015 season at San Diego.

(2016 Season): Completed 28-of-46 pass attempts for 373 yards with 1 touchdown and 2 interception for a 75.7 passer rating... Added 2 rush attempts.

- Left the game vs. PHI (9/19) early with a hand injury

- Inactive games 3-7

- Named team captain for the eighth time in his career.

Brian Hoyer (NFL Career): In his 8th professional season completing 714-of-1,199 passes (59.5 percent) for 8,608 yards in 49 games with 31 starts with the New England Patriots (2009-11), Pittsburgh Steelers (2012), Arizona Cardinals (2012), Cleveland Browns (2013-14), Houston Texans (2015) and Chicago Bears (2016).

- Owns 44 passing touchdowns and 26 interceptions.

- Adds 117 rushing yards on 77 attempts with 1 rushing touchdown.

(2016 Season): Has thrown for 1,445 yards and 6 TDs while completing 134-of-200 pass attempts

-49 pass attempts at DAL (9/25) ranks tied for 8th most in Bears single-game history

-120.1 passer rating vs. DET (10/2) was the 2nd highest of his career

-First QB in Bears history to throw for 300+ yards with 0 INTs in three consecutive games (at DAL 9/25; vs. DET 10/2; at IND 10/9)

-First Bears QB to throw for 300+ passing yards in four consecutive games (at DAL 9/25; vs. DET 10/2; at IND 10/19; vs. JAX 10/16)

### RUNNING BACKS (4)

Ka'Deem Carey (NFL Career): In his 3rd NFL season appearing in 30 games (1 start), posting 102 carries for 424 yards (4.2 ypc) and 2 TDs.

- Added 11 receptions for 103 yards (9.4 ypr) and 1 TD and 3 kickoff returns for 54 yards.

- Selected by Chicago in the fourth round (117<sup>th</sup> overall) of the 2014 NFL Draft

(2016 Season): Rushed 23 times for 107 yards (4.7 avg)... Added 3 catches for 27 yards (9.0 avg)... Returned 1 kickoff for 16 yards

- Inactive with a hamstring injury game 4

-Led the Bears in rushing yards games 6-7

**BEARS ONE-LINERS: OFFENSE (cont.)**

Jordan Howard (NFL Career): In his 1st professional season after being selected by the Chicago Bears in the 5th round (150th overall) of the 2016 NFL Draft.

(College): Appeared in 32 career games over three seasons with UAB (2013-14) and Indiana (2015), compiling 3,681 rushing yards on 647 attempts (5.7avg) and 24 rushing touchdowns, with 24 receptions for 261 yards (10.9) and 3 receiving touchdowns.

- Earned first team all-Big Ten (2015), first team all-CUSA (2014), and CUSA all-Freshman team (2013) honors

- Set UAB's single-season rushing yards record in the football program's final season (2014) with 1,587 yards.

(2016 Season): Owns 352 rush yards on 73 attempts (4.8 avg) and 14 receptions for 128 yards (9.1 avg) and 1 TD

-Rushed 23 times for 111 yards (4.8 avg) vs. DET (10/2/16) becoming the first 100-yard rusher since Matt Forte vs. Green Bay (9/13/15) when he rushed 24 times for 141 yards and 1 touchdown

-Ranks 2nd among rookies in rush yards (330).

-Ranks 4th among rookie RBs in YPC (5.0) (minimum of 20 attempts)

-Ranks 2nd among rookie RBs in yards from scrimmage (458).

-Gained 111 yards on 23 rushes in his first career start vs. DET (10/2/16). Became the first Bears rookie to gain 100+ yards rushing in his first start since Matt Forte rushed for 123 yards on 23 attempts at IND (9/7/08)

-22 rushing yards vs. PHI (9/19) is the most by a Bears rookie in his first game since Armando Allen in 2011 ( 40 yards at GB 12/25/11).

-Recorded a 36-yard rush at DAL (9/25), the longest run by a Bears rookie since Kahlil Bell in 2009 (72 yards vs. PHI 11/22/09).

- Tallied 118 rushing yards at IND (10/9). He is the first Bears rookie to rush for 100+ yards in his first two games and the first Bears rookie to gain 100+ yards in consecutive games since Anthony Thomas (188 at CIN 10/21/01; 127 vs. SF 10/28/01).

-Recorded a 57-yard run a IND (10/9) the 5th longest run in the NFL through the first 5 weeks of the season.

-Scored his first career rushing TD vs. JAX (10/16)

Jeremy Langford (NFL Career): In his 2nd professional season appearing in 19 games (5 starts), rushing 179 times for 622 653 (3.6 avg) and 8 TDs.

- Adds 27 catches for 306 yards (11.3 avg) and 1 TD.

- Selected by Chicago in the 4<sup>th</sup> round (106<sup>th</sup> overall) of the 2015 NFL Draft.

(2016 Season): Owns 116 rush yards on 31 attempts (3.7 avg) and 2 TDs... Adds 5 receptions for 27 yards (9.0 avg).

-Left the game at DAL (9/25) early with an ankle injury

-Inactive games 4-7

**WIDE RECEIVERS (5)**

Joshua Bellamy (NFL Career): In his 5th NFL season, appearing in 35 games (3 starts) with Kansas City (2012), Washington (2013) and Chicago (2014-16), hauling in 22 receptions for 270 yards (12.3 avg) and 2 touchdowns.

- Has 5 kickoff returns for 113 yards (22.6 ypr), 14 special teams tackles and 1 opponent fumble recovery on a muffed punt.

-Ruhed once for 7 yards.

(Bears Career): In his third season with the Bears, appearing in 27 contests (3 starts), hauling in 22 receptions for 270 yards and 2 TDs.

- Owns 11 STTs.

(2016 Season): Appeared as sub in 7 contests, posting 3 catches for 46 yards and 1 rush for 7 yards on offense and 3 STTs.

Alshon Jeffery (NFL Career): In his 5th NFL season, hauling in 284 receptions for 4,248 yards (15.0 ypc) and 24 TDs.

- Has 13 career 100-yard receiving games, 5th most in franchise history, in 53 games played with 46 starts at wide receiver.

- Has added 138 rushing yards on 22 carries (6.3 ypc).

- Earned first Pro Bowl nod and named PFWA's Most Improved Player after 2013 season.

- Finished with 1,421 receiving yards in 2013 (2<sup>nd</sup> most in single-season franchise history) and 1,133 receiving yards in 2014 (8<sup>th</sup> most).

- Had compiled 2 consecutive 1,000-yard receiving season ('13-14) becoming 4<sup>th</sup> Bears player to accomplish that feat: (M. Booker - '01 & '02, C. Conway - '95 & '96 and B. Marshall - '12 & '13) and 5<sup>th</sup> Bears player with multiple 1,000-yard receiving seasons (H. Hill '54 & '56).

(2016 Season): Leads the Bears with 520 receiving yards, on 32 catches (16.3 avg)

- Named team captain for the first time in his career.

## BEARS ONE-LINERS: OFFENSE (cont.)

Cameron Meredith (NFL Career): In his 2nd season NFL season, posting 38 receptions for 427 yards (11.2 avg) in 16 games (2 starts) after signing as an undrafted free agent with the Bears out of Illinois State.

(2016 Season): Owns 27 catches for 307 yards (11.4 avg) in 5 games (2 starts)

-Inactive games 1-2

- Led the team in receptions (11) and receiving yards (113) vs. JAX (10/16), he also led the Bears in those categories at IND (10/9). Has posted 20 catches for 243 yards (12.2 avg) in those two contests. Prior to the Colts game, he owned 17 career catches for 172 yards.

Eddie Royal (NFL Career): In his 9th season in the NFL between Denver (2008-11), San Diego (2012-14) and Chicago (2015-16), hauling in 404 receptions for 4,326 (10.7 ypc) and 28 touchdowns.

- Has added 275 rushing yards on 35 carries (7.9 ypc).

- As a returner, has 1,341 yards and 3 TDs on 125 punt returns (10.7 ypr) and 1,375 yards and 1 TD on 57 kickoff returns (24.1 ypr).

- Has 6 games with 100 yards receiving in his career.

- One-of-four active players and one-of-six in NFL history with at least 25 receiving touchdowns, 3 punt return touchdowns and 1 kickoff return touchdown.

- One of 13 players in NFL history to score on a punt return and kickoff return in the same contest (October 19, 2009 at San Diego).

- Set Broncos rookie records for catches (91), receiving yards (980), receiving TDs (5) and 100-yard receiving games (3), with current Bears QB Jay Cutler as his QB

- 91 receptions in '08 are tied for 2<sup>nd</sup> most by a rookie in NFL history with Odell Beckham ('14), trailing the 101 by Anquan Boldin ('03).

(Bears Career): In his second season with the Bears totaling 66 catches for 576 yards (8.7 avg) and 3 TDs.

-Adds 14 punt returns for 169 yards (12.1 avg) and 1 TD on special teams.

-Signed a 3-year contract March 11, 2015.

(2016 Season): Owns 29 receptions for 338 yards (10.7 avg) and 2 TDs... Adds 13 punt returns for 153 yards (11.8 avg) and 1 TD on special teams.

-Returned a punt 65 yards for a score vs. PHI (9/19), the longest punt return by a Bear since 2013 when Devin Hester returned a punt 81 yards for a touchdown against the Washington Redskins (10/20/13).

- Posted back-to-back 50+ yard receiving games at HOU (57 yards) and vs. PHI (52 yards). The last time he accomplished such a feat was in 2014 (94 yards at SF 12/20/14; 95 yards at KC 12/28/14).

- Did not finish due to a toe injury vs. JAX (10/16)

-Inactive game 7

Deonte Thompson (NFL Career): In his 5th NFL season, appearing in 28 games with Baltimore (2012-13), Buffalo (2014) and Chicago (2015), grabbing 18 receptions for 232 yards (12.9 ypr).

- Adds 50 kickoff returns for 1,129 yards (25.9 ypr).

(Bears Career): Starts 2nd season with the Bears, tallying 3 receptions for 84 yards (28.3 avg)

-Adds 28 kickoff returns for 706 yards (25.2 avg).

(2016 Season): Owns 14 kickoff returns for 297 yards (21.2 avg) and 1 catch for 4 yards in 7 games

### TIGHT ENDS (3)

Ben Braunecker (NFL Career): Begins rookie season after signing with the Bears as an undrafted free agent out of Harvard.

(College): Registered 68 receptions for 1,168 (17.2 avg) and 10 touchdowns in 25 games over four seasons at Harvard (2012-15).

(2016 Season): Appeared in 4 games, totaling 1 STT

-Signed to the active roster 10/1

Daniel Brown (NFL Career): In his 2nd NFL season, posting 6 receptions for 64 yards (10.7 ypr) in 8 games (1 starts) with the Baltimore Ravens (2015-16) and Chicago Bears (2016).

- Spent entire 2014 regular season on Injured Reserve before signing 1-year extension with Chicago on February 27, 2015.

(2016 Season): Appeared in 2 games.

-Played in 2 games with the Ravens

-Acquired from waivers by the Bears 10/24



**BEARS ONE-LINERS: OFFENSE (cont.)**

Zach Miller (NFL Career): In his 5th NFL season, posting 112 receptions for 1,214 yards (10.8 ypr) and 12 touchdowns in 55 games (25 starts) with Jacksonville (2009-11) and Chicago (2015-16).

(Bears career): Has appeared in 22 games, starting 20 contests, grabbing 67 receptions for 744 yards (11.1 avg) and 8 TDs in three seasons (2014-16) with the Bears.

- Spent entire 2014 regular season on Injured Reserve before signing 1-year extension with Chicago on February 27, 2015.

(2016 Season): Totaled 33 catches for 305 yards (9.2 avg) and 3 TDs in 6 games with 5 starts.

-8 catches at DAL (9/25) tied his career-high

-Tied for 3rd among NFL TEs in TD catches

Logan Paulsen (NFL Career): In his 7th professional season, appearing in 82 games with 48 starts for the Washington Redskins (2010-15) and Chicago Bears (2016), recording 81 receptions for 811 yards (10.0 avg) and 6 TDs.

(2016 Season): Owns 2 catches for 10 yards (5.0 avg) in 7 games with 6 starts... Adds 2 STTs

**OFFENSIVE LINE (9)**

Mike Adams (NFL Career): In his 5th professional season, appearing in 48 games with 20 starts for the Pittsburgh Steelers (2012-14) and Chicago Bears (2016).

(2016 Season): Appeared as a sub 1-7

Cornelius Edison (NFL Career): In his 1st professional season after spending part of 2015 on the Bears practice squad.

(2016 Season): Signed to the active roster 10/24

Eric Kush (NFL Career): In his 3rd professional season, appearing in 11 games with 2 starts for the Kansas City Chiefs (2013), St. Louis Rams (2015) and Chicago Bears (2016).

(2016 Season): Inactive games 1-6

-Started at LG game 7

Ted Larsen (NFL Career): In his 7th NFL season, starting 57-of-93 career contests for the Tampa Bay Buccaneers (2010-13), Arizona Cardinals (2014-15) and Chicago Bears (2016).

- Started 34 games at left guard, 13 games at right guard and 10 games at center during his NFL career in the regular season.

- Appeared in all 16 contests in four (2011-14) of his six NFL seasons.

(2016 Season): Appeared games 1-7

Charles Leno, Jr. (NFL Career): In his 3rd NFL season with Chicago, seeing action in 29 contests with 21 starts.

- 20 starts at LT and 1 start as a sixth eligible lineman.

- Selected by the Bears in the seventh round (246<sup>th</sup> overall) of the 2014 NFL Draft out of Boise State.

(2016 Season): Started at LT games 1-7

Kyle Long (NFL Career): In his 4th NFL season, starting all 54 games (38 at RG and 16 at RT) with Chicago.

- Has reached Pro Bowl in each of his first three NFL seasons (2013-14), after being selected in the first-round (20<sup>th</sup> overall) in 2013.

- First Bears offensive lineman ever to be named to Pro Bowl in each of his first three professional football seasons.

- Signed a 4-year contract 9/7/16.

(2016 Season): Started at RG games 1-7

-Left the game early with a triceps injury at GB (10/20)

Bobbie Massie (NFL Career): In his 5th NFL season, appearing in 61 games with 53 starts in four seasons with the Arizona Cardinals (2012-15) and Chicago Bears (2016).

- Part of an offensive line that allowed just 27 sacks in 2015 (tied for 4th fewest in the NFL) and 28 sacks in 2014 (tied for the 6th fewest in the NFL).

- Helped the Cardinals gain 6,692 yards from scrimmage in 2015, which ranked 2nd in the NFL and 2nd in franchise history.

- 1-of-6 offensive linemen in the NFL that started all 16 contests as rookies in 2012.

(2016 Season): Started at RT games 1-7

## BEARS ONE-LINERS: OFFENSE (cont.)

Josh Sitton (NFL Career): In his 9th professional season, appearing in 127 games with 118 starts (64 at RG, 53 at LG and 1 at LT) with the Green Bay Packers (2008-15) and Chicago Bears (2016).

-2010 Offensive Lineman of the Year (NFL Alumni Association), first-team all-Pro (Sporting News 2014), first-team all-NFL (PFWA, 2014), second-team all-Pro (AP, 2013-15) and was named a Pro Bowl alternate in 2010-11 and '13.

-Helped the Packers offense rank first in the NFL in scoring (30.4), sixth in yards per game (386.1) and tied for first in giveaways with a franchise-record low 13 in 2014.

-Part of an offensive line that tied for ninth in the league in sacks allowed with 30 in 2014.

-Part of an offense that set Green Bay records in points (560), total net yards (6,482) and total net passing yards (4,924) in 2011.

(2016 Season): Started at LG games 1-6

-Inactive with an ankle injury at GB (10/20)

Cody Whitehair (NFL Career): Begins rookie season after being selected by Chicago in the 2nd round (56th overall) of the 2016 NFL Draft.

(College): Four-time all-Big 12 honoree (2012-15) who started 51-of-52 career games, including 41 straight to end his college career at Kansas State.

- Since 2012, helped the Wildcats compile a 34-18 record en route to a Big 12 Championship (2012) and four bowl berths (2012-15).

(2016 Season): Started at C games 1-7

**BEARS ONE-LINERS: DEFENSE**  
(all stats based on press box stats)**DEFENSIVE LINE (6)**

Jonathan Bullard (NFL Career): Begins rookie season after being selected in the 3rd round (72nd overall) of the 2016 NFL Draft.

(College): Started 36-of-50 career contests at Florida, posting 178 tackles, 12 sacks, 33.5 TFLs and 5 pass breakups.

- Earned All-America and all-SEC honors following his senior season.
- 17.5 TFLs in 2015 were the most by a Gator since former Bear Alex Brown Notched 18 in 1999.

(2016 Season): Owns 9 tackles, 1 sack and 2 TFLs in 6 games

- Posted his first career sack at IND (10/9)
- DNP vs. DET (10/2)

Eddie Goldman (NFL Career): In his 2nd NFL season appearing in 17 games (14 starts), collecting 45 tackles - including 5 sacks and 6 TFLs.

- Ranked 4th in the NFL among rookies with sacks in 2015.
- Selected by the Bears in the 2<sup>nd</sup> round (39<sup>th</sup> overall) of the 2015 NFL Draft.

(2016 Season): Posted 7 tackles, 0.5 sacks and 1 pass breakup.

- Led the d-line in tackles at HOU (9/11).
- Left the game early with an ankle injury vs. PHI (9/19).
- Inactive games 3-7 with an ankle injury

Akiem Hicks (NFL Career): In his 5th professional season, starting 40-of-68 contests with 157 tackles, 11.5 sacks, 25 TFLs, 2 forced fumbles and 2 pass breakups and 2 fumble recoveries with the New Orleans Saints (2012-15), New England Patriots (2015) and Chicago Bears (2016).

- His 119 tackles with New Orleans ranked 2nd among the defensive linemen on the Saints from 2012-15.
- Led the Saints d-line in tackles in 2013 (56) and placed 2nd in 2014 (41).
- Ranked 4th on the Saints in sacks from 2012-15 (6.5).
- Was traded to the Patriots after the Saints first three games in 2015.
- 3 sacks ranked tied for 3rd among the Patriots defensive linemen in 2015

(2016 Season): In 7 games (7 starts), owns 17 tackles, 3 TFLs, 2 sacks, 1 FF and 1 FR... Adds 1 blocked FG on special teams.

- Recorded his first sack as a Bear vs. DET (10/2)
- Leads the Bears d-line in tackles (17) and sacks (2)

Will Sutton (NFL Career): In his 3rd pro season, appearing in 34 games with 16 starts, recording 55 tackles including 4 TFLs and 7 PBU.

(2016 Season): Owns 10 tackles and 1 pass breakup in 6 games (4 starts)

- Inactive at HOU (9/11).

Mitch Unrein (NFL Career) : Appeared in 77 games with 12 starts over seven seasons with Denver (2011-14), San Diego (2015) and Chicago (2015-16), recording 81 tackles – including 2 TFLs and 2 sacks – and 1 fumble recovery.

- Saw action in 6 postseason contests with Denver, recording 6 tackles – including 1 TFL.

(Bears Career): In his second season with Chicago, posting 32 tackles, 1 sack and 1 TFL

- Signed by the team on September 25, 2015.

(2016 Season): Notched 14 tackles.

Cornelius Washington (NFL Career): In his 4th season, seeing action in 22 games, recording 13 tackles, 2 sacks, 4 TFLs and 3 special teams stops with Chicago (2013-16).

- Recorded first career sack on November 23, 2014 versus Tampa Bay.

(2016 Season): Tallied 6 tackles, 1 sack and 1 TFL

- Inactive vs. PHI (9/1)

## BEARS ONE-LINERS: DEFENSE (cont.)

### LINEBACKERS (9)

Sam Acho (NFL Career): In his 6th pro season, appearing in 73 games with 43 starts with the Arizona Cardinals (2011-14) and Chicago Bears (2015-16), producing 160 tackles, 14 sacks, 20 TFLs, 3 interceptions, 10 pass breakups, 8 forced fumbles and 3 fumble recoveries (2 defensive and one of his own teammate's on special teams).

- Has added 22 tackles on special teams.
- In 1 postseason contest with the Cardinals, registered 7 tackles including a strip-sack that was recovered by Arizona's defense.
- Ranked 5th on the Bears in tackles in 2015.
- Ranked 4th on the Bears in STTs in 2015

(Bears Career): In his second season in Chicago, posting 48 tackles, 4 TFLs, 1 forced fumble, 1 fumble recovery and 2 pass breakups... Adds 8 STTs.

(2016 Season): Owns 16 tackles, 3 TFLs, 1 PBU and 1 sack in 5 games (3 starts)... Adds 2 STTs.

Leonard Floyd (NFL Career): Begins rookie season after being selected by the Bears in the 1st round (9th overall) of the 2016 NFL Draft.

(College): Started 32-of-38 career games for Georgia, posting 184 tackles, 17 sacks, 28.5 TFLs, 5 forced fumbles, 2 fumble recoveries and 4 pass breakups.

- Following his junior year, named second-team all-SEC and was Sports Illustrated honorable mention All-America.
- Won Charley Trippi Most Versatile Award and was a Butkus Award finalist.

(2016 Season): Owns 16 tackles and 2.5 sacks in 5 games with 5 starts

- First Bears rookie since 2009 to record a sack in Week 1
- Inactive with a calf injury games 5-6
- Recorded 2 sacks at GB (10/20), the first multi-sack game of his career
- Scored a TD off a fumble recovery at GB (10/20). He is the first Bears rookie to score a defensive TD since Zack Bowman did so against MIN (10/19/08)

Jerrell Freeman (NFL Career): In his 5th professional season, starting all 64 career games he's appeared in with the Indianapolis Colts (2012-15) and Chicago Bears (2016).

- Owns 543 career tackles, 12 sacks, 25 TFLs, 4 interceptions (2 returned for touchdowns), 18 pass breakups, 8 forced fumbles and 3 fumble recoveries.
- 6 forced fumbles in 2013 ranked tied for 3rd in the NFL and set a Colts franchise record.
- 145 tackles in 2012 ranked 4th in the NFL and 2nd among rookies.
- 112 tackles ranked 2nd on the team while 3 sacks ranked tied for 3rd on the Colts in 2015.

-Started his professional career in the CFL, totaling 144 tackles, 13 sacks, 3 interceptions, 4 fumble recoveries and 1 defensive touchdown over three seasons with the Saskatchewan Roughriders (2009-11).

(2016 Season): Started 7-of-7 games, posting 65 tackles, 4 TFLs and 1 pass breakup

- Leads the team in tackles (65)
- Ranks 5th in the NFL in tackles (65)

Christian Jones (NFL Career): In his 3rd season with the Bears, appearing in 38 contests with 20 starts, recording 152 tackles - including 2 sacks and 5 additional TFLs - 2 FRs and 6 PBUs.

- Adds 12 special teams tackles.
- Finished third on the Bears in both defensive tackles (98) and special teams tackles (11) in 2014 rookie season and second in defensive tackles (98) in 2015.

(2016 Season): Owns 5 tackles and 1 pass breakup on defense and 3 tackles on special teams.

- Tied for the team lead in STTs (3)

Nick Kwiatkoski(NFL Career): Starts rookie season after being selected by Chicago in the 4th round (113th overall) of the 2016 NFL Draft.

(College): Appeared in 48 games with 37 starts in four seasons (2012-15) for West Virginia, notching 303 tackles, 28 TFLs, 6 interceptions, 2 sacks, 3 forced fumbles and 3 pass breakups.

- Earned first-team all-Big 12 following his senior season.

(2016 Season): In 5 games (1 start), produced 5 tackles

- Inactive games 1-2
- Started his first career game he appeared in at DAL (9/25)

**BEARS ONE-LINERS: DEFENSE (cont.)**

Pernell McPhee (NFL Career): In his 6th season, appearing in 75 games with the Ravens (2011-14) and Bears (2015), starting 18 contests, posting 145 tackles, 23 sacks, 1 interception, 10 pass break-ups, 4 forced fumbles and 1 fumble recovery.

- Added blocked field goal on special teams.

- Helped Ravens to Super Bowl Championship after 2012 season, posting 4 tackles and 1 sack, 2 PBUs, 1 FF and 1 FR during playoff run.

(Bears Career): Appeared in 15 games with 12 starts, totaling 53 tackles, 6 sacks, 1 INT, 3 PBUs, 9 TFLs and 1 FF.

(2016 Season): Appeared as a sub game 7

-Elevated to the active roster from PUP 10/20

John Timu (NFL Career): In his 2nd season, appearing in 11 contests with 4 starts, recording 25 tackles, 2 TFLs and 2 FRs... Adds 1 tackle on special teams.

(2016 Season): In 4 games (1 start), tallied 2 tackles and 1 TFL

-Signed to the active roster 9/28

Danny Trevathan (NFL Career): In his 5th pro season, starting 36-of-55 career games with the Denver Broncos (2012-15) and Chicago Bears (2016), producing 306 tackles, 4 sacks, 5 interceptions – including 1 returned for a touchdown, 19 pass breakups, 12 TFLs, 3 forced fumbles and 1 fumble recovery.

- Led the Broncos in total tackles (275) over his four seasons with the team (2012-15).

- 125 tackles in 2013 were the most by a Broncos defender since 2007.

- Led the Broncos in tackles twice (125 in 2013 & 109 in 2015).

- Recorded a team-high 109 tackles in 2015.

- Won Super Bowl 50 with the Broncos.

(2016 Season): Owns 31 tackles, 1 sack, 1 pass breakup and 1 TFL.

- Inactive with a thumb injury games 3-4

- Named team captain.

Willie Young (NFL Career): In his sixth NFL season, totaling 161 tackles, 28.5 sacks, 1 INT, 12 PBUs, 40 TFLs, 2 FF and 2 FRs in 84 career games, including 33 starts, with the Detroit Lions (2010-13) and Chicago Bears (2014-16).

(Bears Career): In his third season with the Bears appearing in 37 games with 19 starts posting 89 tackles - including 22.5 sacks and 29 TFLs - 1 INT, 2 forced fumble and 5 pass breakups

- Added a blocked field goal.

- Led team with career-high 10 sacks in 2014, adding 6.5 sacks in 2015, after having just 6 sacks total in previous 4 NFL seasons (2010-13).

- Missed 2014 season finale due to an Achilles injury that placed him on injured reserve.

- Became 1-of-3 Bears players with a sack in 5-straight games in 2015 (Games 9-14) along with Brian Urlacher (2000) and Steve McMichael (1983 & 1991) since sacks became an official NFL statistic in 1982.

-22.5 sacks since 2014 ranks tied for 9th in the NFL

(2016 Season): Started 3-of-7 contests, recording 20 tackles, 6 sacks, 1 FF, 1 PBU and 6 TFLs.

- Ranks tied for 4th in the NFL in sacks (6)

-Leads the team in sacks (6)

-Leads the team in TFLs (6)

**DEFENSIVEBACKS (12)**

Adrian Amos (NFL Career): In his 2nd NFL season starting all 23 games he has appeared in, notching 98 tackles, 1 sack, 3 TFLs, 1 FF, 1 FR and 4 PBUs.

- In 2015, became first Bears rookie to lead the team in defensive tackles (108 based on coaches review) since Brian Urlacher in 2000.

- Selected by the Bears in the fifth round (142<sup>nd</sup> overall) of the 2015 NFL Draft.

(2016 Season): In 7 games (7 starts), owns 31 tackles, 1 TFL, 2 PBUs, 1 forced fumble and 1 fumble recovery... Adds 1 STT

-Left the game early with a concussion vs. PHI (9/19)

De'Vante Bausby (NFL Career): In his 2nd NFL season, appearing in 2 games.

(2016 Season): Signed to the active roster 10/10

-Appeared as a sub games 6-7

## BEARS ONE-LINERS: DEFENSE (cont.)

Deon Bush (NFL Career): Starts his rookie season after being selected by Chicago in the 4th round (124th overall) of the 2016 NFL Draft. (College): Three-time all-ACC honoree (2013-15) who started 32-of-45 career games in four seasons (2012-15) with Miami.

- Totaled 168 tackles, 10 TFLs, 5 sacks, 9 forced fumbles, 3 fumble recoveries, 13 pass breakups and 4 interceptions.

(2016 Season): Owns 1 STT

-Inactive Games 1-2 & 4-5

-Appeared as a sub Games 3, 6-7

Bryce Callahan (NFL Career): In his 2nd NFL season appearing in 15 contests (9 starts), collecting 40 tackles - including 4 TFLs and 1 sack - and 5 PBUs.

(2016 Season): Posted 19 tackles and 2 pass breakup in 6 games with 6 starts... Added 1 STT

-Left the game early with a concussion vs. PHI (9/19).

- Inactive at DAL (9/25).

Jacoby Glenn (NFL Career): In his 2nd season appearing in 8 games (3 starts) with 26 tackles, 1 interception, 6 pass breakups and 1 FF

(2016 Season): Has started 3-of-7 games, tallying 26 tackles, 1 interception, 6 pass breakups and 1 FF

-Recorded his first INT vs. DET (10/2)

Deiondre' Hall (NFL Career): Begins his rookie season with the Bears after being selected in the 4th round (127th overall) of the 2016 NFL Draft.

(College): Played in 51 games over four seasons (2012-15) for UNI, posting 13 interceptions, including 4 interception return touchdowns, 242 tackles, 16 TFLs, 3 forced fumbles, 3 sacks and 15 pass breakups.

- Added 15 kickoff returns for 313 yards (20.9 avg) and 5 punt returns for 39 yards (7.8 avg) on special teams.

- Also posted 2 receptions for 45 yards (22.5 avg) on offense.

(2016 Season): Tallied 3 tackles, 1 interception and 3 pass breakups in 4 games... Adds 2 STTs

-Recorded his first INT vs. DET (10/2)

-Inactive with an ankle injury games 5-7

DeAndre Houston-Carson (NFL Career): Starts his NFL career after being selected in the 6th round (185th overall) of the 2016 NFL Draft by the Bears.

(College): Started every game he appeared in (45) over four seasons at William & Mary (2012-15).

- Finished his career with 293 tackles, 11.5 TFLs, 34 pass breakups, 1 forced fumble, 2 fumble recoveries and 2 sacks.

- Also tallied 10 interceptions with 1 returned for a touchdown.

- On special teams, notched 9 blocked kicks and 4 punt returns for 11 yards.

- Following his senior season, became the third player in the program's history to earn consensus first-team All-America honors and was named Colonial Athletic Association co-Defensive Player of the Year.

(2016 Season): Owns 2 STTs in 5 games.

-Inactive games 6-7

Harold Jones-Quartey (NFL Career): In his 2nd NFL season starting 10-of-19 contests with Chicago (2015-16), tallying 58 defensive tackles, 1 TFL, 1 INT, 4 PBUs and 1 forced fumble to go along with 6 special teams stops.

(2016 Season): In 6 games (6 starts), produced 37 tackles, 2 PBUs and 1 TFL. Adds 1 STT

-37 tackles leads the Bears secondary

Cre'Von LeBlanc (NFL Career): Acquired from waivers by the Bears prior to the start of the regular season. Originally entered the NFL as an undrafted free agent with the New England Patriots.

(College): Appeared in 44 games in four seasons at FAU (2012-15), totaling 180 tackles (133 solo), 3 TFLs, 6 interceptions and 23 pass breakups on defense.

-Added 30 kick returns for 671 yards (22.4 avg) and 8 punt returns for 38 yards (4.8 avg) on special teams.

(2016 Season): Owns 12 tackles and 4 PBUs in 5 contests (1 start)

- Inactive games 1-2

**BEARS ONE-LINERS: DEFENSE (cont.)**

Sherrick McManis (NFL Career): In his 7th professional season, appearing in 85 contests (5 starts) with Houston (2010-11) and Chicago (2012-16), recording 26 tackles and 1 interception.

- Has added 56 stops, 1 blocked punt (which was returned by the Bears for a TD), 1 forced fumble and 2 fumble recoveries on special teams.

(2016 Season): Owns 3 tackles in 4 games on defense and adds 5 STTs.

-Leads the team in STTs with 5

- Named team captain.

Tracy Porter (NFL Career): In his 9th NFL season, collecting 345 tackles, 13 interceptions - with 3 returned for touchdowns - 68 pass breakups, 2.5 sacks, 17 TFLs, 5 forced fumbles and 3 fumble recoveries in 89 career contests (80 starts) with the New Orleans Saints (2008-11), Denver Broncos (2012), Oakland Raiders (2013), Washington Redskins (2014) and Chicago Bears (2015-16).

- Started 6 postseason contests, including Super Bowl XLIV where he sealed the Saints victory over the Colts when he returned a Peyton Manning interception 74-yards for a score.

- One of four players in NFL history to record a 4th quarter interception in the conference title game and the Super Bowl in the same season (vs. MIN, 1/24/10; at IND, 2/7/10).

- Including the playoffs, 11 of his 13 career INTs have come in the fourth quarter.

(2016 Season): Tallied 22 tackles, 2 interceptions and 5 pass breakups in 6 games (6 starts)

Chris Prosinski (NFL Career): Has appeared in 76 games with 15 starts over six seasons with Jacksonville (2011-14), Philadelphia (2014), and Chicago (2015-16) collecting 110 tackles, 1 sack, 1 TFL, 1 interception, 1 forced fumble and 7 pass breakups.

- On special teams has recorded 38 tackles and 2 fumble recoveries.

(2016 Season): In 7 games with 1 start, owns 14 tackles and 1 pass breakup... Adds 2 STTs

**BEARS ONE-LINERS: SPECIAL TEAMS****PLACE KICKERS (1)**

Connor Barth (NFL Career): In his 9th NFL season appearing in 90 games for the Kansas City Chiefs (2008), Tampa Bay Buccaneers (2009-13 & '15), Denver Broncos (2014) and Chicago Bears (2016), converting 148-of-176 field goal attempts (84.1 pct.) and 186-of-187 extra points (99.5 pct.).

-Owns 630 career points

(2016 Season): Converted 12/12 extra points and is 9/12 on FG attempts

**PUNTERS (1)**

Pat O'Donnell (NFL Career): In his 3rd campaign with Chicago after being selected in the sixth round (191<sup>st</sup> overall) of the 2014 NFL Draft, hitting 173 punts for 7,584 yards (43.8 gross avg.), landing 59 punts inside-the-20 with 9 touchbacks, 2 blocked punts and 693 return yards for a net average of 38.3

- Named to Mel Kiper's ESPN All-Rookie team in 2014.

- In Bears single-season annals, ranked 2<sup>nd</sup> in net punting average (since 1976), 4<sup>th</sup> in gross punting average & tied-for-6<sup>th</sup> in punts-inside-the-20 (since 1976) in 2015.

(2016 Season): Punted 32 times for 1,380 yards (43.1 avg), with 11 punts downed inside the opponents 20 yardline.

**LONG SNAPPERS (1)**

Patrick Scales (NFL Career): Appeared in 14 contests as a long snapper for the Ravens (2014) and Bears (2015-16) during the regular season.

- Also appeared in 2 postseason contests as Ravens long snapper.

(2016 Season): Appeared as a sub games 1-7



## JAY CUTLER NOTES

### CUTLER'S BEARS PASSING RANKS

In 99 games played, Jay Cutler is the Bears top quarterback in every major passing category.

He is tops in passer rating (85.4), completions (1,967), attempts (3,180), completion percentage (61.9), passing yards (22,757), passing yards per game (229.9), passing touchdowns (151) and 300-yard passing games (16).

### CUTLER'S ALL-TIME PASSING RANKS Bears Franchise History

Category	Rank (Stat)	Leader (Stat)
Passer Rating *	1st (85.4)	
Completions	1st (1,967)	
Attempts	1st (3,180)	
Yards	1st (22,757)	
Passing Yards/Game	1st (229.9)	
Comp. % *	1st (61.9)	
Passing Touchdowns	1st (151)	
Yards Per Attempt *	6th (7.16)	S. Luckman (8.42)
300-yd pass games	1st (16)	

\* Minimum 500 attempts

### CUTLER: 85.4 PASSER RATING TOPS IN BEARS HISTORY

In 99 games played as a member of the Bears, QB Jay Cutler has compiled an 85.4 passer rating, best in team history. Cutler has completed 1,967-of-3,180 passing attempts for 22,757 yards, 151 touchdowns and 106 interceptions.

### HIGHEST CAREER PASSING RATING Bears Franchise History

Player	Seasons	G	Att	Cmp	Yds	TD	Int	Pass Rate
1. <u>Jay Cutler</u>	2009-16	99	3,180	1,967	22,757	151	106	85.4
2. Erik Kramer	1994-98	49	1,557	913	10,582	63	45	80.7
3. Jim McMahon	1982-88	66	1,513	874	11,203	67	56	80.4
4. Jim Miller	1999-2002	32	965	565	5,867	34	26	76.7
5. S. Matthews	1996-2001	21	599	366	3,461	19	18	75.1

\* Minimum 500 career attempts

### CUTLER'S 151 PASSING TDs ARE THE MOST IN BEARS HISTORY

In 99 games in his Bears career, QB Jay Cutler has 151 touchdown passes, most in franchise history.

### MOST PASSING TOUCHDOWNS Bears Franchise History

Player	Seasons	G	Att	Cmp	Yds	TD	Int
1. <u>Jay Cutler</u>	2009-16	99	3,180	1,967	22,757	151	106
2. Sid Luckman	1939-50	128	1,744	904	14,686	137	132
3. Billy Wade	1961-66	59	1,407	767	9,958	68	66
4. Jim McMahon	1982-88	66	1,513	874	11,203	67	56
t5. Ed Brown	1954-61	98	1,246	607	9,698	63	88
t5. Erik Kramer	1994-98	49	1,557	913	10,582	63	45

### CUTLER: BEARS LEADER IN CAREER PASSING YDs

In his eighth season with the Bears, QB Jay Cutler ranks as the franchise leader in passing yards with 22,757.

Cutler surpassed Sid Luckman (14,686 yards) for the franchise mark during his 66<sup>th</sup> career game as a member of the Bears and on his 2,065<sup>th</sup> pass attempt and 1,243<sup>rd</sup> completion.

Luckman played in 128 career games in a Chicago uniform with 1,744 pass attempts and 904 completions.

Cutler is currently averaging a franchise-best 229.9 passing yards per game.

For his career, Cutler has 31,781 in eleven NFL seasons.

### MOST PASSING YARDS Bears Franchise History

Player	Seasons	G	Att	Cmp	Yds	TD	Int
1. <u>Jay Cutler</u>	2009-16	99	3,180	1,967	22,757	151	106
2. Sid Luckman	1939-50	128	1,744	904	14,686	137	132
3. Jim Harbaugh	1987-93	89	1,759	1,023	11,567	50	56
4. Jim McMahon	1982-88	66	1,513	874	11,203	67	56
5. Erik Kramer	1994-98	49	1,557	913	10,582	63	45

### MOST PASSING YARDS PER GAME Bears Franchise History

Player	Seasons	G	Yds	Yds/G
1. <u>Jay Cutler</u>	2009-16	99	22,757	229.9
2. Erik Kramer	1994-98	49	10,582	216.0
3. Jim Miller	1999-2002	32	5,867	183.3
4. Rex Grossman	2003-08	36	6,164	171.2
5. Jim McMahon	1982-88	66	11,203	169.7

### CUTLER LEADS BEARS IN 300-YARD PASSING GAMES

QB Jay Cutler has 16 games with 300-yards passing as a member of the Bears, most in franchise history.

For his NFL career, Cutler has thrown for 300 or more yards in six of the nine season openers he has started.

### MOST GAMES WITH AT LEAST 300 PASSING YARDS Bears Regular Season History

Player	Seasons	Total Gms	Games w/ 300+ Pass Yards (Team Record)
1. <u>Jay Cutler</u>	2009-15	99	16 (6-10)
2. Bill Wade	1961-66	59	9 (6-3)
3. Erik Kramer	1994-98	49	7 (2-5)
4. George Blanda	1949-58	116	4 (0-4)
t5. Josh McCown	2011-13	11	3 (1-2)
t5. Vince Evans	1977-83	56	3 (1-2)
t5. Sid Luckman	1939-50	128	3 (3-0)
t5. Sonny Lujack	1948-51	45	3 (1-2)
t5. Jim Miller	1999-2002	33	3 (1-2)

## ALSHON JEFFERY/EDDIE ROYAL NOTES

### JEFFERY 8<sup>TH</sup> IN RECEIVING YARDS SINCE 2013

In four NFL seasons, Bears WR Alshon Jeffery owns 3,848 receiving yards, 8th highest in the NFL during that time.

#### MOST RECEIVING YARDS IN THE NFL Since 2013

Player	Team(s)	Gms	Rec.	Yards	Avg	TD
1 Antonio Brown	Pit	55	423	5,623	13.3	36
2 Julio Jones	Atl	43	321	4,874	15.2	20
3 Demaryius Thomas	Den	55	345	4,809	14.1	34
4 A.J. Green	Cin	52	303	4,539	14.8	29
5 T.Y. Hilton	Ind	54	271	4,241	15.3	21
6 Brandon Marshall	Chi-NYJ	52	300	3,990	13.3	36
7 DeAndre Hopkins	Hou	55	275	3,923	14.3	22
<b>8 Alshon Jeffery</b>	<b>Chi</b>	<b>48</b>	<b>260</b>	<b>3,881</b>	<b>14.9</b>	<b>21</b>
9 Calvin Johnson	Det	43	243	3,783	15.6	29
10 Emmanuel Sanders	Pit-Den	54	284	3,778	13.3	24

### JEFFERY 5<sup>TH</sup> IN 100+ RECEIVING YARDS IN BEARS HISTORY

Bears WR Alshon Jeffery recoreded his 13th 100-yard receiving game after posting 4 catches for 105 yards at HOU (9/11), breaking a tie for fifth most in franchise history.

#### MOST GAMES WITH 100+ RECEIVING YARDS Bears Regular Season History

Player	Seasons	Total Gms	Games w/ 100+ Rec. Yards (Team Record)
1 Harlon Hill	1954-61	89	19 (11-7-1)
2 Johnny Morris	1958-67	121	15 (8-7)
3 Brandon Marshall	2011-14	45	15 (9-6)
4 Mike Ditka	1961-66	84	14 (9-4-1)
<b>5 Alshon Jeffery</b>	<b>2012-16</b>	<b>58</b>	<b>13 (4-9)</b>
6 Curtis Conway	1993-99	92	12 (6-6)
7t Dick Gordon	1965-71	97	9 (6-3)
7t Jeff Graham	1994-95	32	9 (4-5)
7t Ken Kavanaugh	1940-50	90	9 (7-2)

### JEFFERY 8<sup>TH</sup> IN RECEPTIONS IN FRANCHISE HISTORY

WR Alshon Jeffery currently ranks 8th in receptions in Bears history.

#### BEARS ALL-TIME RECEPTIONS LEADERS

Player	Seasons	Receptions
1. Walter Payton	1975-87	492
2. Matt Forte	2008-15	487
3. Johnny Morris	1958-67	356
4t. Marty Booker	1999-08	329
4t. Curtis Conway	1993-99	329
6. Mike Ditka	1961-66	316
7. Neal Anderson	1986-93	302
<b>8. Alshon Jeffery</b>	<b>2012-16</b>	<b>284</b>
9. Brandon Marshall	2012-14	279
10. Matt Suhey	1980-89	260

### JEFFERY 6<sup>TH</sup> IN RECEIVING YARDS IN BEARS HISTORY

WR Alshon Jeffery ranks 6th in Bears history in receiving yards.

#### BEARS ALL-TIME RECEIVING YARDS LEADERS

Player	Seasons	Yards
1. Johnny Morris	1958-67	5,059
2. Harlon Hill	1954-61	4,616
3. Walter Payton	1975-87	4,538
4. Mike Ditka	1961-66	4,503
5. Curtis Conway	1993-99	4,498
<b>6. Alshon Jeffery</b>	<b>2012-16</b>	<b>4,248</b>
7. Matt Forte	2008-2015	4,116
8. Marty Booker	1999-08	3,895

### ROYAL 1-OF-6 PLAYERS W/25+ TDS, 3+ PR TDS & 1+ KR TDS

WR Eddie Royal is one-of-four active players and one-of-six in NFL history with at least 25 receiving touchdowns, 3 punt return touchdowns and 1 kickoff return touchdown.

Player	Years	Rec TD	PR TD	KR TD
Tim Brown	1988-2004	100	3	1
Steve Smith	2001-16	76	4	2
Bobby Mitchell	1958-68	65	3	5
Freddie Solomon	1975-1985	48	4	1
Antonio Brown	2010-16	40	4	1
Nate Burleson	2003-2013	39	3	1
Eric Metcalf	1989-02	31	10	2
Darren Sproles	2005-16	29	7	2
<b>Eddie Royal</b>	<b>2008-16</b>	<b>27</b>	<b>3</b>	<b>1</b>

### ROYAL RECORDS 7<sup>TH</sup> TD PASS FROM CUTLER

QB Jay Cutler connected with WR Eddie Royal for a 19-yard touchdown in the second quarter vs. Houston (9/11). Cutler and Royal have hooked-up for score seven times in their career which ranks 2nd on the Bears active roster.

#### CUTLER TD PASSES BY RECEIVER

Player	Seasons	TDs
1 Alshon Jeffery	2012-16	19
2 Eddie Royal	2008, '15-16	7
3 Zach Miller	2015-16	5
4 Josh Bellamy	2015-16	2
5t Ka'Deem Carey	2014-16	1
5t Jeremy Langford	2015-16	1

### ROYAL POSTS 200+ REC. YARDS & 100+ PR YARDS

WR Eddie Royal owned 241 yards receiving on 18 catches (13.4 avg) on offense and 139 yards on 10 punt returns (13.9 avg) through the first four games of the season. He is the first Bears player since at least 1960 to record 200+ yards receiving and 100+ punt return yards in the club's first four games.

## ROYAL/MILLER/PORTER/ FLOYD NOTES

### ROYAL POSTS 200+ REC. YARDS & 100+ PR YARDS

WR Eddie Royal recorded his 6th career 100-yard receiving game and his first as a Bear when he tallied 7 receptions for 111 yards (15.9 avg) vs. DET (10/2/16).

Date	Opponent	Rec	Yds	Avg	TDs
11/6/08	at CLE	6	164	27.3	1
9/8/08	at OAK	9	146	16.2	1
10/3/10	at TEN	8	113	14.1	1
<b>10/2/16</b>	<b>vs. DET</b>	<b>7</b>	<b>111</b>	<b>15.9</b>	<b>1</b>
9/28/14	vs. JAX	5	105	21.0	2
9/28/08	at KC	9	104	11.6	0

### MILLER NOTCHES 3<sup>RD</sup> CAREER MULTI-TD GAME

TE Zach Miller hauled in 2 touchdowns at DAL (9/25). Sunday marked Miller's third career multi-touchdown game and second as a Bear.

#### MILLER'S MULTI-TD GAMES

TDs	Opp	Date
2	at CLE	1/30/10
2	at STL	11/15/15
<b>2</b>	<b>at DAL</b>	<b>9/25/16</b>

### MILLER TIED FOR 3<sup>RD</sup> IN TE SCORES

TE Zach Miller owns 3 Rec. TDs on the season, ranking tied for 2nd in the NFL.

#### 2016 NFL TE SCORING LEADERS

Player	Team	TDs
1t Martellus Bennett	NE	4
1t Jack Doyle	IND	4
<b>3t Zach Miller</b>	<b>CHI</b>	<b>3</b>
3t Hunter Henry	SD	3
3t Jesse James	PIT	3
3t Kyle Rudolph	MIN	3
3t Jacob Tamme	ATL	3
3t Delanie Walker	TEN	3

### MILLER TIES CAREER-HIGH FOR RECEPTIONS

TE Zach Miller tied a career-high when he posted 8 receptions at DAL 9/25.

#### MILLER'S SINGLE-GAME RECEPTION HIGHS

Rec.	Opp	Date
8	at CLE	1/3/10
<b>8</b>	<b>at DAL</b>	<b>9/25/16</b>
7	at TB	12/27/15
6	at MIN	12/20/15
<b>6</b>	<b>vs. JAX</b>	<b>10/16/16</b>

### PORTER RECORDS 12<sup>TH</sup> CAREER INT

CB Tracy Porter recorded his second INT of the season when he intercepted Blake Bortles vs. JAX (10/16). Porter leads the Bears roster in carrer INTs with 13.

#### CAREER INTERCEPTIONS

Player	Games	INTs
<b>1 Tracy Porter</b>	<b>88</b>	<b>13</b>
2 Kyle Fuller	32	6
3 Danny Trevathan	54	5
4 Jerrell Freeman	63	4
5 Sam Acho	72	3

### FLOYD RECORDS A 1/2 SACK WEEK 1

LB Leonard Floyd recorded a ½ sack in the third quarter at Houston, becoming the 6th Bear rookie in franchise history, and first since 2009, to record a sack in Week 1.

#### SACKS BY BEARS ROOKIE IN WEEK 1

Player	Sacks	Date	Opp.
<b>Leonard Floyd</b>	<b>0.5</b>	<b>9/11/16</b>	<b>at HOU</b>
Al Afalava	1.0	9/13/09	at GB
Marcus Harrison	1.0	9/7/08	at IND
Mark Anderson	1.0	9/10/06	at GB
Russell Davis	1.0	9/12/99	vs. KC
Alonzo Spellman	1.0	9/6/92	vs. DET

### FLOYD POSTS FIRST MULTI-SACK GAME

LB Leonard Floyd recorded 2 sacks at GB (10/20), the first multi-sack game of his career.

### FLOYD FIRST ROOKIE TO SCORE A TD SINCE 2008

LB Leonard Floyd scored a TD off a fumble recovery at GB (10/20). He is the first Bears rookie to score a defensive TD since Zack Bowman did so against MIN (10/19/08)

#### BEARS DEFENSIVE ROOKIE SCORES (since 1960)

Player	Opp	Date
Myron Baker	TB	9/26/93
Michael Lowery	STL	12/08/96
Zack Bowman	MIN	10/19/08
<b>Leonard Floyd</b>	<b>GB</b>	<b>10/20/16</b>

## BRIAN HOYER/JORDAN HOWARD NOTES

### YOUNG RECORDS 3 SACKS

LB Willie Young tallied a career-high 3 sacks at IND (10/9) and 2 sacks vs. JAX (10/16) giving him 5 multi-sack games in his career, all with the Bears.

Date	Opp	Sacks
<b>10/9/16</b>	<b>at IND</b>	<b>3</b>
9/14/14	at SF	2
10/12/14	at ATL	2
<b>10/16/16</b>	<b>vs. JAX</b>	<b>2</b>
12/6/15	vs. SF	1.5

### YOUNG TIED FOR 6TH IN SACKS

LB Willie Young ranks tied for th in the NFL in sacks with 6.

Player	Team	Sacks
1. Lorenzo Alexander	BUF	9
2. Von Miller	DEN	7.5
3. Brian Orakpo	TEN	7
4t. Cliff Avril	SEA	6.5
4t. Vic Beasley Jr.	ATL	6.5
<b>6t. Willie Young</b>	<b>CHI</b>	<b>6</b>

### MEREDITH LEADS BEARS IN RECEIVING IN BACK-TO-BACK GAMES

WR Cameron Meredith led the team in receptions (11) and receiving yards (113) vs. JAX (10/16), he also led the Bears in those categories last at IND (10/9). Meredith posted a total of 20 catches for 243 yards (12.2 avg) in two consecutive games. Prior to the Colts game, he owned 17 career catches for 172 yards.

### HOYER THROWS FOR 300 YARDS & 0 INTS IN CONSECUTIVE GAMES

QB Brian Hoyer threw 300+ yards in his 3rd consecutive game without an interception when he threw for a career-high 397 yards on 43 attempts (33 completions) at IND (10/9). The last time a Bears QB threw for 300+ passing yards in three consecutive games was in 2013 when Josh McCown threw for 352 yards at STL (11/24/13), 355 yards at MIN (12/1/13) and 348 yards vs. DAL (12/9/13).

### HOYER HAS 4 CONSECUTIVE 300+ PASSING YD. GAMES

QB Brian Hoyer completed 30-of-49 pass attempts for 302 yards vs. JAX (10/16). With his 300-yard passing performance, Hoyer became the first QB in Bears history to throw for 300+ passing yards in four consecutive games.

### HOYER POSTS 2ND HIGHEST PASSER RATING OF CAREER

QB Brian Hoyer completed 28-of-36 pass attempts for 302 yards and 2 touchdowns and 0 interceptions for a 120.1 passer rating vs. DET (10/2/16), the second highest of his career.

Date	Opponent	Att	Cmp	Yds	TD	INT	Rate
9/21/14	vs. BAL	25	19	290	1	0	127.1
<b>10/2/16</b>	<b>vs. DET</b>	<b>36</b>	<b>28</b>	<b>302</b>	<b>2</b>	<b>0</b>	<b>120.1</b>
10/9/16	at IND	43	33	397	2	0	120.0

### HOWARD'S BEARS DEBUT

RB Jordan Howard made his Bears debut vs. PHI (9/19), rushing 3 times for 22 yards (7.3 avg). The last time a Bears rookie rushed for more yards in his debut was in 2011 when Armando Allen rushed for 40 yards on 11 carries (3.6 avg) at GB (12/25/11).

### HOWARD RECORDS 57-YARD RUN

RB Jordan Howard recorded a 57-yard run at IND (10/9). The 57-yard rush is tied for the 7th longest running play on the season.

Player	Team	Att	Yds	Lg
Isaiah Crowell	CLE	83	432	85t
Jalen Richard	OAK	29	183	75t
DeMarco Murray	TEN	114	526	67
Jay Ajayi	MIA	56	321	62t
Esekiel Elliott	DAL	137	703	60t
Darius Heyward-Bey	PIT	1	60	60t
<b>Jordan Howard</b>	<b>CHI</b>	<b>51</b>	<b>296</b>	<b>57</b>

### HOWARD FIRST 100-YARD RUSHER SINCE 9/13/15

RB Jordan Howard rushed 23 times for 111 yards (4.8 avg) vs. DET (10/2/16). Howard became the first 100-yard rusher since Matt Forte vs. Green Bay (9/13/15) when he rushed 24 times for 141 yards and 1 touchdown.

### HOWARD GAINS 100 YARDS IN FIRST START

RB Jordan Howard gained 111 yards on 23 rushes in his first career start vs. DET (10/2/16). Howard is the first Bears rookie to gain 100+ yards rushing in his first start since Matt Forte rushed for 123 yards on 23 attempts at IND (9/7/08).

### FIRST BEARS ROOKIE TO RUSH FOR 100+ YARDS IN FIRST STARTS

RB Jordan Howard tallied 118 rushing yards at IND (10/9). He is the first Bears rookie to rush for 100+ yards in his first two games and the first Bears rookie to gain 100+ yards in consecutive games since Anthony Thomas (188 at CIN 10/21/01; 127 vs. SF 10/28/01).

### HOWARD 2<sup>ND</sup> AMONG ROOKIE RUSHERS

RB Jordan Howard ranks 2nd among NFL rookies in rush yards with 330 yards on the ground.

### 2016 ROOKIE RUSHING YARDS LEADERS

Player	Team	Yards
1 Ezekiel Elliot	DAL	703
<b>2 Jordan Howard</b>	<b>CHI</b>	<b>330</b>
3 DeAndre Washington	OAK	219
4 Jalen Richard	OAK	183
5 Devontae Booker	DEN	161

## JORDAN HOWARD/TEAM NOTES

### HOWARD 4TH AMONG ROOKIE RB'S IN YPR

RB Jordan Howard has carried the ball 66 times for 330 yards (5.0 avg). His 5.0 ypr ranks 4th among rookie RBs (minimum 20 carries).

#### 2016 ROOKIE RUSHING AVG LEADERS

Player	Team	Att	Yards	YPR
1 Jalen Richard	OAK	29	183	6.31
2 DeAndre Washington	OAK	42	219	5.21
3 Ezekiel Elliott	DAL	137	703	5.13
<b>4 Jordan Howard</b>	<b>CHI</b>	<b>66</b>	<b>330</b>	<b>5.00</b>
5 Devontae Booker	DEN	34	161	4.74

### HOWARD 2<sup>ND</sup> AMONG ROOKIES IN YARDS FROM SCRIMMAGE

In five games RB Jordan Howard gained a total of 458 yards from scrimmage (296 rushing and 122 receiving). 418 yards from scrimmage ranks 2nd among rookie RBs.

#### 2016 ROOKIE YARDS FROM SCRIMMAGE

Player	Team	RshYds	RecYards	YScm
1 Ezekiel Elliott	DAL	703	98	801
<b>2 Jordan Howard</b>	<b>CHI</b>	<b>330</b>	<b>128</b>	<b>458</b>
3 Jalen Richard	OAK	183	110	293
4 DeAndre Washington	OAK	219	66	285
5 Derrick Henry	TEN	158	70	228

### BEARS GAIN 522 TOTAL NET YARDS

The Chicago Bears put up 522 total net yards (125 rushing, 397 passing) at IND (10/9) which ranks 5th most in single game franchise history.

Date	Opp	Tot	Rush	Pass
12/7/80	vs. GB	594	267	327
12/12/65	vs. SF	584	183	401
12/17/61	vs. MIN	552	205	347
9/24/89	at DET	542	219	323
<b>10/9/16</b>	<b>at IND</b>	<b>522</b>	<b>125</b>	<b>397</b>

### 3RD DOWN CONVERSIONS

The Bears converted 7/17 third down attempts (41%) vs. JAX (10/16), setting season highs in third down conversions and conversion percentage.

### TIME OF POSSESSION

Chicago's 35:47 TOP vs. JAX (10/16) was a season high.

Date	Opp	TOP
<b>10/16</b>	<b>vs. JAX</b>	<b>35:47</b>
10/2	vs. DET	33:14
10/9	at IND	30:05
9/25	at DAL	24:21
9/19	vs. PH I	23:55

### TD DRIVES

The Bears recorded a 16 play, 86 yard drive which resulted in a TD vs. JAX (10/16). This was the Bears second longest drive resulting in TD this season.

Date	Opp	Plays	Yds
10/9	at IND	9	96
<b>10/16</b>	<b>vs. JAX 16</b>		<b>86</b>
10/2	vs. DET 10		83
9/25	at DAL	8	80

### BEARS NOTCH 1ST HALF SHUTOUT

The Bears did not allow a score in the first half vs. JAX (10/16), the first time in 64 contests when the Bears defeated the Lions 13-7 on *Monday Night Football* on 10/22/12.

## CHICAGO BEARS 2016 ALPHABETICAL ROSTER

*Current with 53 players; Last updated October 24, 2016*

No.	Name	Pos	Ht	Wt	Age	Exp	College	Hometown
49	Acho, Sam	LB	6-3	260	28	6	Texas	Dallas, Texas
76	Adams, Mike	OL	6-7	323	26	5	Ohio State	Farrell, Penn.
38	Amos, Adrian	DB	6-0	214	23	2	Penn State	Baltimore, Md.
12	Barkley, Matt	QB	6-2	227	26	4	USC	Newport Beach, Calif
4	Barth, Connor	K	5-11	200	30	9	North Carolina	Wilmington, N.C.
20	Bausby, De'Vante	DB	6-2	190	23	1	Pittsburg State	Kansas City, Mo.
43	Bell, Joiqie	RB	5-11	231	30	6	Wayne State	Benton Harbor, Mich.
11	Bellamy, Joshua	WR	6-0	211	27	2	Louisville	St. Petersburg, Fla.
84	Braunecker, Ben	TE	6-4	255	22	R	Harvard	Ferdinand, Ind.
74	Bullard, Jonathan	DL	6-3	290	23	R	Florida	Shelby, N.C.
26	Bush, Deon	DB	6-0	200	23	R	Miami (Fla.)	Miami, Fla.
37	Callahan, Bryce	DB	5-9	191	25	2	Rice	Cypress, Texas
25	Carey, Ka'Deem	RB	5-10	215	23	3	Arizona	Tucson, Ariz.
6	Cutler, Jay	QB	6-3	231	33	11	Vanderbilt	Santa Claus, Ind.
94	Floyd, Leonard	LB	6-4	240	24	R	Georgia	Atlanta, Ga.
50	Freeman, Jerrell	LB	6-0	236	30	5	Mary Hardin-Baylor	Waco, Texas
39	Glenn, Jacoby	DB	6-0	185	23	2	Central Florida	Prichard, Ala.
91	Goldman, Eddie	DL	6-4	320	22	2	Florida State	Washington, D.C.
32	Hall, Deiondre	DB	6-2	201	22	R	Northern Iowa	Blue Springs, Mo.
96	Hicks, Akiem	DL	6-5	336	26	5	Regina	Elk Grove, Calif.
36	Houston-Carson, DeAndre	DB	6-1	203	23	R	William & Mary	Woodford, Va.
24	Howard, Jordan	RB	6-0	222	21	R	Indiana	Birmingham, Ala.
2	Hoyer, Brian	QB	6-2	215	31	8	Michigan State	North Olmsted, Ohio
17	Jeffery, Alshon	WR	6-3	218	26	5	South Carolina	St. Matthews, S.C.
52	Jones, Christian	LB	6-3	251	25	3	Florida State	Winter Park, Fla.
29	Jones-Quartey, Harold	DB	5-11	210	23	2	Findlay	Columbus, Ohio
64	Kush, Eric	OL	6-4	313	27	3	California (PA)	Bridgeville, Penn.
44	Kwiatkoski, Nick	LB	6-2	242	23	R	West Virginia	Bethel Park, Pa.
33	Langford, Jeremy	RB	6-0	211	24	2	Michigan State	Wayne, Mich.
62	Larsen, Ted	OL	6-2	315	29	7	NC State	Wichita, Kan.
22	LeBlanc, Cre'Von	DB	5-11	190	22	R	Florida Atlantic	Palm Beach, Fla.
72	Leno, Jr., Charles	OL	6-3	305	25	3	Boise State	Oakland, Calif.
75	Long, Kyle	OL	6-6	320	27	4	Oregon	Ivy, Va.
70	Massie, Bobby	OL	6-6	320	27	5	Mississippi	Lynchburg, Va.
27	McManis, Sherrick	DB	6-1	192	28	7	Northwestern	Peoria, Ill.
92	McPhee, Pernell	LB	6-3	273	27	6	Mississippi State	Pahokee, Fla.
81	Meredith, Cameron	WR	6-3	207	24	2	Illinois State	Westchester, Ill.
86	Miller, Zach	TE	6-5	243	32	7	Nebraska-Omaha	Wahoo, Neb.
16	O'Donnell, Pat	P	6-4	217	25	3	Miami (Fla.)	Lake Worth, Fla.
82	Paulsen, Logan	TE	6-5	268	29	7	UCLA	Northridge, Calif.
21	Porter, Tracy	DB	5-11	200	30	9	Indiana	Port Allen, La.
31	Proinski, Chris	DB	6-1	213	29	6	Wyoming	Buffalo, Wyo.
19	Royal, Eddie	WR	5-10	190	30	9	Virginia Tech	Alexandria, Va.
48	Scales, Patrick	LS	6-4	242	28	2	Utah State	Louisville, Ky.
71	Sitton, Josh	OL	6-3	318	30	9	UCF	Pensacola, Fla.
93	Sutton, Will	DL	6-0	297	25	3	Arizona State	Corona, Calif.
14	Thompson, Deonte	WR	6-0	205	27	4	Florida	Belle Glade, Fla.
53	Timu, John	LB	6-0	245	24	2	Washington	Long Beach, Calif.
59	Trevathan, Danny	LB	6-1	239	26	5	Kentucky	Youngstown, Ohio
98	Unrein, Mitch	DL	6-4	299	29	6	Wyoming	Eaton, Colo.
90	Washington, Cornelius	DL	6-4	292	27	4	Georgia	Hephzibah, Ga.
65	Whitehair, Cody	OL	6-4	310	24	R	Kansas State	Kearney, Neb.
97	Young, Willie	LB	6-4	258	31	7	NC State	Palm Beach Gardens, Fla.
<b>RESERVE / PHYSICALLY UNABLE TO PERFORM LIST</b>								
10	Wilson, Marquess	WR	6-4	206	24	4	Washington State	Tulare, Calif.
<b>NON-FOOTBALL ILLNESS</b>								
45	Robertson-Harris, Rov	LB	6-7	268	23	R	UTEP	Oakland, Calif.
<b>RESERVE / INJURED</b>								
57	Barrow, Lamin	LB	6-1	237	25	3	LSU	Marrero, La.
71	Becton, Nick	OL	6-6	322	26	3	Virginia Tech	Wilmington, N.C.
22	Boykin, Brandon	DB	5-10	185	26	5	Georgia	Fayetteville, Ga.
95	Ferguson, Ego	DL	6-2	300	25	3	LSU	Miami, Fla.
23	Fuller, Kyle	DB	5-11	190	24	3	Virginia Tech	Baltimore, Md.
55	Grasu, Hroniss	OL	6-3	303	25	2	Oregon	Northridge, Calif.
99	Houston, Lamarr	LB	6-3	274	29	7	Texas	San Francisco, Calif.
43	Mason, Danny	LB	6-3	235	26	1	Texas A&M-Commerce	Louisville, Ky.
8	Shaw, Connor	QB	6-1	210	25	2	South Carolina	Flowery Branch, Ga.
13	White, Kevin	WR	6-3	216	24	2	West Virginia	Plainfield, N.J.
<b>PRACTICE SQUAD INJURED LIST</b>								
88	Anderson, Busta	TE	6-4	246	24	2	South Carolina	Powder Springs, Ga.
35	Mostert, Raheem	RB	5-10	197	24	2	Purdue	Smyrna, Fla.
<b>PRACTICE SQUAD</b>								
58	Anderson, Jonathan	LB	6-1	235	24	2	TCU	Corpus Christi, Texas
83	Braverman, Daniel	WR	5-10	185	23	R	Western Michigan	Miami, Fla.
60	Edison, Cornelius	OL	6-3	309	23	1	Portland State	University Place, Wash.
30	Hurst, Demontre	DB	5-10	191	25	3	Oklahoma	Lancaster, Texas
80	Jennings, Darius	WR	5-10	169	24	2	Virginia	Baltimore, Md.
85	Jensen, Marcel	TE	6-6	270	26	3	Fresno State	Fairfield, Calif.
73	Kelly, Colin	OL	6-5	315	26	2	Oregon State	Longview, Wash.
47	Lasike, Paul	FB	5-11	258	26	1	BYU	Auckland, Auckland
46	Powell, Ronald	LB	6-3	237	25	3	Florida	Moreno Valley, Calif.
67	Staten, Jimmy	DL	6-3	311	25	3	Middle Tennessee	Waycross, Ga.

# CHICAGO BEARS 2016 NUMERICAL ROSTER

*Current with 53 players; Last updated October 24, 2016*

No	Name	Pos	Ht	Wt	Age	Exp	College	Acquired	2016			
									G	S	DNP	IA
2	Brian Hoyer	QB	6-2	215	31	8	Michigan State	WFA-16 (HOU)	0	0	0	0
4	Connor Barth	K	5-11	200	30	9	North Carolina	WFA-16 (NO)	0	0	0	0
6	Jay Cutler	QB	6-3	231	33	11	Vanderbilt	TR-09 (DEN)	0	0	0	0
11	Joshua Bellamy	WR	6-0	211	27	2	Louisville	WC-14 (WAS)	0	0	0	0
12	Matt Barkley	QB	6-2	227	26	4	USC	WFA-16 (ARI)	0	0	0	0
14	Deonte Thompson	WR	6-0	205	27	4	Florida	WFA-15 (BUF)	0	0	0	0
16	Pat O'Donnell	P	6-4	217	25	3	Miami (Fla.)	D6b-14	0	0	0	0
17	Alshon Jeffery	WR	6-3	218	26	5	South Carolina	D2-12	0	0	0	0
19	Eddie Royal	WR	5-10	190	30	9	Virginia Tech	UFA-15 (SD)	0	0	0	0
20	De'Vante Bausby	DB	6-2	190	23	1	Pittsburg State	WFA-15 (KC)	0	0	0	0
21	Tracy Porter	DB	5-11	200	30	9	Indiana	WFA-15 (WAS)	0	0	0	0
22	Cre'Von LeBlanc	DB	5-11	190	22	R	Florida Atlantic	WC-16 (NE)	0	0	0	0
24	Kordan Howard	RB	6-0	222	21	R	Indiana	D5-16	0	0	0	0
25	Ja'Deem Carey	RB	5-10	215	23	3	Arizona	D4a-14	0	0	0	0
26	Deon Bush	DB	6-0	200	23	R	Miami (Fla.)	D4b-16	0	0	0	0
27	Sherrick McManis	DB	6-1	192	28	7	Northwestern	TR-12 (HOU)	0	0	0	0
29	Harold Jones-Quartey	DB	5-11	210	23	2	Findlay	WC-15 (ARZ)	0	0	0	0
31	Chris Prosinski	DB	6-1	213	29	6	Wyoming	WFA-15 (PHI)	0	0	0	0
32	Deiondre Hall	DB	6-2	201	22	R	Northern Iowa	D4c-16	0	0	0	0
33	Jeremy Langford	RB	6-0	211	24	2	Michigan State	D4-15	0	0	0	0
36	DeAndre Houston-Carson	DB	6-1	203	23	R	William & Mary	D6-16	0	0	0	0
37	Bryce Callahan	DB	5-9	191	25	2	Rice	UnFA-15	0	0	0	0
38	Adrian Amos	DB	6-0	214	23	2	Penn State	D5-15	0	0	0	0
39	Jacoby Glenn	DB	6-0	185	23	2	Central Florida	UnFA-15	0	0	0	0
43	Joiqbe Bell	RB	5-11	231	30	6	Wayne State	WFA-16 (DET)	0	0	0	0
44	Nick Kwiatkoski	LB	6-2	242	23	R	West Virginia	D4a-16	0	0	0	0
48	Patrick Scales	LS	6-4	242	28	2	Utah State	WFA-15 (BAL)	0	0	0	0
49	Sam Acho	LB	6-3	260	28	6	Texas	UFA-15 (ARZ)	0	0	0	0
50	Jerrell Freeman	LB	6-0	236	30	5	Mary Hardin-Baylor	UFA-16 (IND)	0	0	0	0
52	Christian Jones	LB	6-3	251	25	3	Florida State	UnFA-14	0	0	0	0
53	John Timu	LB	6-0	245	24	2	Washington	UnFA-15	0	0	0	0
59	Danny Trevathan	LB	6-1	239	26	5	Kentucky	UFA-16 (DEN)	0	0	0	0
62	Ted Larsen	OL	6-2	315	29	7	NC State	UFA-16 (ARZ)	0	0	0	0
64	Eric Kush	OL	6-4	313	27	3	California (PA)	WC-16 (LA)	0	0	0	0
65	Cody Whitehair	OL	6-4	310	24	R	Kansas State	D2-16	0	0	0	0
70	Bobby Massie	OL	6-6	320	27	5	Mississippi	UFA-16 (ARZ)	0	0	0	0
71	Josh Sitton	OL	6-3	318	30	9	UCF	WFA-16 (GB)	0	0	0	0
72	Charles Leno, Jr.	OL	6-3	305	25	3	Boise State	D7-14	0	0	0	0
74	Jonathan Bullard	DL	6-3	290	23	R	Florida	D3-16	0	0	0	0
75	Kyle Long	OL	6-6	320	27	4	Oregon	D1-13	0	0	0	0
76	Mike Adams	OL	6-7	323	26	5	Ohio State	WFA-16 (PIT)	0	0	0	0
81	Cameron Meredith	WR	6-3	207	24	2	Illinois State	UnFA-15	0	0	0	0
82	Logan Paulsen	TE	6-5	268	29	7	UCLA	WFA-16 (WAS)	0	0	0	0
84	Ben Braunecker	TE	6-4	255	22	R	Harvard	UnFA-16	0	0	0	0
86	Zach Miller	TE	6-5	243	32	7	Nebraska-Omaha	WFA-13 (TB)	0	0	0	0
90	Cornelius Washington	DL	6-4	292	27	4	Georgia	D6-13	0	0	0	0
91	Eddie Goldman	DL	6-4	320	22	2	Florida State	D2-15	0	0	0	0
92	Pernell McPhee	LB	6-3	273	27	6	Mississippi State	UFA-15 (BAL)	0	0	0	0
93	Will Sutton	DL	6-0	297	25	3	Arizona State	D3-14	0	0	0	0
94	Leonard Floyd	LB	6-4	240	24	R	Georgia	D1-16	0	0	0	0
96	Akiem Hicks	DL	6-5	336	26	5	Regina	UFA-16 (NE)	0	0	0	0
97	Willie Young	LB	6-4	258	31	7	NC State	UFA-14 (DET)	0	0	0	0
98	Mitch Unrein	DL	6-4	299	29	6	Wyoming	WFA-15 (SD)	0	0	0	0
<b>RESERVE / PHYSICALLY UNABLE TO PERFORM LIST</b>												
10	Marquess Wilson	WR	6-4	206	24	4	Washington State	D7-13	0	0	0	0
<b>NON-FOOTBALL ILLNESS</b>												
45	Roy Robertson-Harris	LB	6-7	268	23	R	UTEP	UnFA-16	0	0	0	0
<b>RESERVE / INJURED</b>												
8	Connor Shaw	QB	6-1	210	25	2	South Carolina	WC-16 (CLE)	0	0	0	0
13	Kevin White	WR	6-3	216	24	2	West Virginia	D1-15	0	0	0	0
22	Brandon Boykin	DB	5-10	185	26	5	Georgia	WFA-16 (CAR)	0	0	0	0
23	Kyle Fuller	DB	5-11	190	24	3	Virginia Tech	D1-14	0	0	0	0
43	Danny Mason	LB	6-3	235	26	1	Texas A&M-Commerce	WFA-15 (DEN)	0	0	0	0
55	Hroniss Grasu	OL	6-3	303	25	2	Oregon	D3-15	0	0	0	0
57	Lamin Barrow	LB	6-1	237	25	3	LSU	WFA-15 (DEN)	0	0	0	0
71	Nick Becton	OL	6-6	322	26	3	Virginia Tech	WFA-15 (NO)	0	0	0	0
95	Ego Ferguson	DL	6-2	300	25	3	LSU	D2-14	0	0	0	0
99	Lamarr Houston	LB	6-3	274	29	7	Texas	UFA-14 (OAK)	0	0	0	0
<b>PRACTICE SQUAD INJURED LIST</b>												
35	Raheem Mostert	RB	5-10	197	24	2	Purdue	WFA-16 (NYJ)	0	0	0	0
88	Busta Anderson	TE	6-4	246	24	2	South Carolina	WFA-16 (SF)	0	0	0	0
<b>PRACTICE SQUAD</b>												
30	Demontre Hurst	DB	5-10	191	25	3	Oklahoma	UnFA-13	0	0	0	0
46	Ronald Powell	LB	6-3	237	25	3	Florida	WFA-16 (TB)	0	0	0	0
47	Paul Lasike	FB	5-11	258	26	1	BYU	WFA-15 (ARZ)	0	0	0	0
58	Jonathan Anderson	LB	6-1	235	24	2	TCU	UnFA-15	0	0	0	0
60	Cornelius Edison	OL	6-3	309	23	1	Portland State	UnFA-15	0	0	0	0
67	Jimmy Staten	DL	6-3	311	25	3	Middle Tennessee	WFA-16 (KC)	0	0	0	0
73	Colin Kelly	OL	6-5	315	26	2	Oregon State	WFA-16 (SF)	0	0	0	0
80	Darius Jennings	WR	5-10	169	24	2	Virginia	WFA-16 (CLE)	0	0	0	0
83	Daniel Braverman	WR	5-10	185	23	R	Western Michigan	D7-16	0	0	0	0
85	Marcel Jensen	TE	6-6	270	26	3	Fresno State	WFA-16 (WAS)	0	0	0	0

# CHICAGO BEARS 2016 POSITIONAL ROSTER

*Current with 53 players; Last updated October 12, 2016*

## OFFENSE (23)

No	QUARTERBACKS (3)	Pos	Ht	Wt	Age	Exp	College	Acquired
6	Cutler, Jay	QB	6-3	231	33	11	Vanderbilt	TR-09 (DEN)
2	Hoyer, Brian	QB	6-2	215	23	8	Michigan State	WFA-16 (HOU)
12	Barkley, Matt	QB	6-2	227	26	4	USC	WFA-16 (ARI)
No	RUNNING BACKS (4)	Pos	Ht	Wt	Age	Exp	College	Acquired
43	Bell, Joiqye	RB	5-11	231	30	6	Wayne State	WFA-16 (DET)
25	Carey, Ka'Deem	RB	5-10	215	23	3	Arizona	D4a-14
24o	Howard, Jordan	RB	6-0	222	21	R	Indiana	D5-16
33	Langford, Jeremy	RB	6-0	211	24	2	Michigan State	D4-15
No	WIDE RECEIVERS (5)	Pos	Ht	Wt	Age	Exp	College	Acquired
11	Bellamy, Joshua	WR	6-0	211	27	2	Louisville	WC-14 (WAS)
17	Jeffery, Alshon	WR	6-3	218	26	5	South Carolina	D2-12
81	Meredith, Cameron	WR	6-3	207	24	2	Illinois State	UnFA-15
19	Royal, Eddie	WR	5-10	190	30	9	Virginia Tech	UFA-15 (SD)
14	Thompson, Deonte	WR	6-0	205	27	4	Florida	WFA-15 (BUF)
No	TIGHT ENDS (3)	Pos	Ht	Wt	Age	Exp	College	Acquired
84	Braunecker, Ben	TE	6-4	255	22	R	Harvard	UnFA-16
86	Miller, Zach	TE	6-5	243	32	7	Nebraska-Omaha	WFA-13 (TB)
82	Paulsen, Logan	TE	6-5	268	29	7	UCLA	WFA-16 (WAS)
No	OFFENSIVE LINEMEN (8)	Pos	Ht	Wt	Age	Exp	College	Acquired
76	Adams, Mike	OL	6-7	323	26	5	Ohio State	WFA-16 (PIT)
64	Kush, Eric	OL	6-4	313	27	3	California (PA)	WC-16 (LA)
62	Larsen, Ted	OL	6-2	315	29	7	NC State	UFA-16 (ARZ)
72	Leno, Jr., Charles	OL	6-3	305	25	3	Boise State	D7-14
75	Long, Kyle	OL	6-6	320	27	4	Oregon	D1-13
70	Massie, Bobby	OL	6-6	320	27	5	Mississippi	UFA-16 (ARZ)
71	Sitton, Josh	OL	6-3	318	30	9	UCF	WFA-16 (GB)
65	Whitehair, Cody	OL	6-4	310	24	R	Kansas State	D2-16



**CHICAGO BEARS 2016 POSITIONAL ROSTER**

*Current with 53 players; Last updated October 24, 2016*

**DEFENSE (27)**

No	DEFENSIVE LINEMEN (6)	Pos	Ht	Wt	Age	Exp	College	Acquired
74	Bullard, Jonathan	DL	6-3	290	23	R	Florida	D3-16
91	Goldman, Eddie	DL	6-4	320	22	2	Florida State	D2-15
96	Hicks, Akiem	DL	6-5	336	26	5	Regina	UFA-16 (NE)
93	Sutton, Will	DL	6-0	297	25	3	Arizona State	D3-14
98	Unrein, Mitch	DL	6-4	299	29	6	Wyoming	WFA-15 (SD)
90	Washington, Cornelius	DL	6-4	292	27	4	Georgia	D6-13

No	LINEBACKERS (9)	Pos	Ht	Wt	Age	Exp	College	Acquired
49	Acho, Sam	LB	6-3	260	28	6	Texas	UFA-15 (ARZ)
94	Floyd, Leonard	LB	6-4	240	24	R	Georgia	D1-16
50	Freeman, Jerrell	LB	6-0	236	30	5	Mary Hardin-Baylor	UFA-16 (IND)
52	Jones, Christian	LB	6-3	251	25	3	Florida State	UnFA-14
44	Kwiatkoski, Nick	LB	6-2	242	23	R	West Virginia	D4a-16
92	McPhee, Pernell	LB	6-3	273	27	6	Mississippi State	UFA-15 (BAL)
53	Timu, John	LB	6-0	245	24	2	Washington	UnFA-15
59	Trevathan, Danny	LB	6-1	239	26	5	Kentucky	UFA-16 (DEN)
97	Young, Willie	LB	6-4	258	31	7	NC State	UFA-14 (DET)

No	DEFENSIVE BACKS (12)	Pos	Ht	Wt	Age	Exp	College	Acquired
38	Amos, Adrian	DB	6-0	214	23	2	Penn State	D5-15
26	Bush, Deon	DB	6-0	200	23	R	Miami (Fla.)	D4b-16
37	Callahan, Bryce	DB	5-9	191	25	2	Rice	UnFA-15
39	Glenn, Jacoby	DB	6-0	185	23	2	Central Florida	UnFA-15
32	Hall, Deiondre	DB	6-2	201	22	R	Northern Iowa	D4c-16
36	Houston-Carson, DeAndre	DB	6-1	203	23	R	William & Mary	D6-17
20	Bausby, De'Vante	DB	6-2	190	23	1	Pittsburg State	WFA-15 (KC)
29	Jones-Quartey, Harold	DB	5-11	210	23	2	Findlay	WC-15 (ARZ)
22	LeBlanc, Cre'Von	DB	5-11	190	22	R	Florida Atlantic	WC-16 (NE)
27	McManis, Sherrick	DB	6-1	192	28	7	Northwestern	TR-12 (HOU)
21	Porter, Tracy	DB	5-11	200	30	9	Indiana	WFA-15 (WAS)
31	Prosinski, Chris	DB	6-1	213	29	6	Wyoming	WFA-15 (PHI)

**SPECIALISTS (3)**

No	KICKERS/PUNTERS (2)	Pos	Ht	Wt	Age	Exp	College	Acquired
4	Barth, Connor	K	5-11	200	30	9	North Carolina	WFA-16 (NO)
16	O'Donnell, Pat	P	6-4	217	25	3	Miami (Fla.)	D6b-14

No	LONG SNAPPERS (1)	Pos	Ht	Wt	Age	Exp	College	Acquired
48	Scales, Patrick	LS	6-4	242	28	2	Utah State	WFA-15 (BAL)

# CHICAGO BEARS 2016 UNOFFICIAL DEPTH CHART

Current with 53 players; Last updated October 24, 2016

## OFFENSE

<b>WR</b> 17 Alshon Jeffery	14 Deonte Thompson	81 Cameron Meredith
<b>TE</b> 86 Zach Miller	82 Logan Paulsen	84 Ben Braunecker
<b>RT</b> 70 Bobby Massie	76 Mike Adams	
<b>RG</b> 75 Kyle Long	64 Eric Kush	
<b>C</b> <u>65 Cody Whitehair</u>	62 Ted Larsen	
<b>LG</b> 71 Josh Sitton	62 Ted Larsen	
<b>LT</b> 72 Charles Leno, Jr.	76 Mike Adams	
<b>QB</b> 6 Jay Cutler	2 Brian Hoyer	12 Matt Barkley
<b>RB</b> 33 Jeremy Langford	25 Ka'Deem Carey	<u>24 Jordan Howard</u> 43 Joiq Bell
<b>WR</b> 19 Eddie Royal	11 Joshua Bellamy	

## DEFENSE

<b>DE</b> 96 Akiem Hicks	90 Cornelius Washington	
<b>NT</b> 91 Eddie Goldman	93 Will Sutton	
<b>DE</b> 98 Mitch Unrein	<u>74 Jonathan Bullard</u>	
<b>OLB</b> 92 Pernell McPhee	<u>94 Leonard Floyd</u>	
<b>ILB</b> 50 Jerrell Freeman	<u>44 Nick Kwiatkoski</u>	53 John Timu
<b>ILB</b> 59 Danny Trevathan	52 Christian Jones	
<b>OLB</b> 97 Willie Young	49 Sam Acho	
<b>CB</b> 21 Tracy Porter	37 Bryce Callahan	27 Sherrick McManis 20 De'Vante Bausby
<b>S</b> 29 Harold Jones-Quartey	<u>26 Deon Bush</u>	
<b>S</b> 38 Adrian Amos	31 Chris Prosinski	<u>36 DeAndre Houston-Carson</u>
<b>CB</b> 39 Jacoby Glenn	<u>32 Deiondre Hall</u>	<u>22 Cre'Von LeBlanc</u>

## SPECIAL TEAMS

<b>P</b> 16 Pat O'Donnell
<b>K</b> 4 Connor Barth
<b>LS</b> 48 Patrick Scales
<b>H</b> 16 Pat O'Donnell
<b>KR</b> 14 Deonte Thompson
<b>PR</b> 19 Eddie Royal

Underline denotes rookie  
(Parenthesis denotes injured)

<p><b>Joiq Bell</b> (JOIK)  <b>Jacoby Glenn</b> (juh-KOH-bee)  <b>Akiem Hicks</b> (ah-KEEM)  <b>Alshon Jeffery</b> (AL-shon jeff-ree)  Harold Jones-<b>Quartey</b> (quar-tay)  Nick <b>Kwiatkoski</b> (kwit-KOW-skee)  Paul <b>Lasike</b> (luh-SEE-kay)  <b>Cre'Von LeBlanc</b> (KRAY-von luh-BLONK)  <b>Sherrick McManis</b> (SHARE-rick mick-MAN-us)  <b>Deonte Thompson</b> (dee-ON-tay)  John <b>Timu</b> (TEE-moo)  Danny <b>Trevathan</b> (tre-VAY-than)  Mitch <b>Unrein</b> (Un-Rhine)  <b>Marquess Wilson</b> (mar-keese)</p>	<p><b>COACHES</b>  Sean <b>Desai</b> (d-sigh)  Vic <b>Fangio</b> (fan-geo)  <b>Dowell Loggains</b> (dowel LOG-ins)  Dave <b>Magazu</b> (mag-ah-zoo)  Glenn <b>Pires</b> (rhymes with tires)</p>
--	---

Chicago Bears / Week 7 / Through Thursday, October 20, 2016 / Regular Season

Won 1, Lost 6

9/11/2016	L	14- 23	at Houston Texans
9/19/2016	L	14- 29	Philadelphia Eagles
9/25/2016	L	17- 31	at Dallas Cowboys
10/2/2016	W	17- 14	Detroit Lions
10/9/2016	L	23- 29	at Indianapolis Colts
10/16/2016	L	16- 17	Jacksonville Jaguars
10/20/2016	L	10- 26	at Green Bay Packers

<b>Total First Downs</b>	<b>134</b>	<b>151</b>
Rushing	33	44
Passing	95	90
Penalty	6	17
3rd Down: Made/Att	26/80	38/96
3rd Down Pct.	32.5%	39.6%
4th Down: Made/Att	1/7	6/7
4th Down Pct.	14.3%	85.7%
<b>Possession Avg.</b>	<b>27:24</b>	<b>32:36</b>
<b>Total Net Yards</b>	<b>2440</b>	<b>2453</b>
Avg. Per Game	348.6	350.4
Total Plays	419	462
Avg. Per Play	5.8	5.3
<b>Net Yards Rushing</b>	<b>615</b>	<b>749</b>
Avg. Per Game	87.9	107.0
Total Rushes	145	190
<b>Net Yards Passing</b>	<b>1825</b>	<b>1704</b>
Avg. Per Game	260.7	243.4
Sacked/Yards Lost	13/74	15/97
Gross Yards	1899	1801
Attempts/Completions	261/168	257/172
Completion Pct.	64.4%	66.9%
Had Intercepted	4	4
<b>Punts/Average</b>	<b>32/43.1</b>	<b>27/50.3</b>
<b>Net Punting Avg.</b>	<b>36.8</b>	<b>43.9</b>
<b>Penalties/Yards</b>	<b>55/465</b>	<b>48/398</b>
<b>Fumbles/Ball Lost</b>	<b>12/5</b>	<b>7/3</b>
<b>Touchdowns</b>	<b>12</b>	<b>17</b>
Rushing	3	6
Passing	7	10
Returns	2	1

<b>Score By Periods</b>	<b>Q1</b>	<b>Q2</b>	<b>Q3</b>	<b>Q4</b>	<b>OT</b>	<b>Pts</b>
Team	17	40	24	30	0	111
Opponents	19	49	29	72	0	169

<b>Scoring</b>	<b>TD</b>	<b>Ru</b>	<b>Pa</b>	<b>Rt</b>	<b>PAT</b>	<b>FG</b>	<b>2Pt</b>	<b>Pts</b>
C.Barth	0	0	0	0	12/12	9/12	0	39
E.Royal	3	0	2	1	0/0	0/0	0	18
Z.Miller	3	0	3	0	0/0	0/0	0	18
J.Langford	2	2	0	0	0/0	0/0	0	12
J.Howard	2	1	1	0	0/0	0/0	0	12
L.Floyd	1	0	0	1	0/0	0/0	0	6
C.Meredith	1	0	1	0	0/0	0/0	0	6
<b>Team</b>	<b>12</b>	<b>3</b>	<b>7</b>	<b>2</b>	<b>12/12</b>	<b>9/12</b>	<b>0</b>	<b>111</b>
<b>Opponents</b>	<b>17</b>	<b>6</b>	<b>10</b>	<b>1</b>	<b>14/16</b>	<b>17/19</b>	<b>1</b>	<b>169</b>

2-Pt. Conversions: Team 0/ 0, Opponents: 1/ 1  
 Sacks: W.Young 6.0, L.Floyd 2.5, A.Hicks 2.0, C.Washington 1.0,  
 D.Trevathan 1.0, J.Bullard 1.0, S.Acho 1.0, E.Goldman 0.5 **Team: 15.0, Opponents: 12.0**

<b>Rushing</b>	<b>No.</b>	<b>Yds</b>	<b>Avg Long</b>	<b>TD</b>
J.Howard	73	352	4.8 57	1
J.Langford	31	116	3.7 23	2
K.Carey	23	107	4.7 24	0
J.Cutler	2	12	6.0 12	0
K.White	1	9	9.0 9	0
J.Bellamy	1	7	7.0 7	0
J.Bell	3	6	2.0 6	0
C.Meredith	1	6	6.0 6	0
P.Lasike	2	3	1.5 2	0
M.Barkley	1	-1	-1.0 -1	0
B.Hoyer	7	-2	-0.3 3	0
<b>Team</b>	<b>145</b>	<b>615</b>	<b>4.2 57</b>	<b>3</b>
<b>Opponents</b>	<b>190</b>	<b>749</b>	<b>3.9 30</b>	<b>6</b>

<b>Receiving</b>	<b>No.</b>	<b>Yds</b>	<b>Avg Long</b>	<b>TD</b>
Z.Miller	33	305	9.2 26	3
A.Jeffery	32	520	16.3 54	0
E.Royal	29	338	11.7 64	2
C.Meredith	27	307	11.4 36	1
K.White	19	187	9.8 32	0
J.Howard	14	128	9.1 21t	1
J.Langford	5	27	5.4 10	0
J.Bellamy	3	46	15.3 25	0
K.Carey	3	27	9.0 15	0
L.Paulsen	2	10	5.0 7	0
D.Thompson	1	4	4.0 4	0
<b>Team</b>	<b>168</b>	<b>1899</b>	<b>11.3 64</b>	<b>7</b>
<b>Opponents</b>	<b>172</b>	<b>1801</b>	<b>10.5 51t</b>	<b>10</b>

<b>Interceptions</b>	<b>No.</b>	<b>Yds</b>	<b>Avg Long</b>	<b>TD</b>
T.Porter	2	28	14.0 25	0
J.Glenn	1	21	21.0 21	0
D.Hall	1	0	0.0 0	0
<b>Team</b>	<b>4</b>	<b>49</b>	<b>12.3 25</b>	<b>0</b>
<b>Opponents</b>	<b>4</b>	<b>44</b>	<b>11.0 28</b>	<b>0</b>

<b>Punting</b>	<b>No</b>	<b>Yds</b>	<b>Avg</b>	<b>Net</b>	<b>TB</b>	<b>In</b>	<b>Lg</b>	<b>B</b>
P.O'Donnell	32	1380	43.1	36.8	2	11	51	0
<b>Team</b>	<b>32</b>	<b>1380</b>	<b>43.1</b>	<b>36.8</b>	<b>2</b>	<b>11</b>	<b>51</b>	<b>0</b>
<b>Opponents</b>	<b>27</b>	<b>1357</b>	<b>50.3</b>	<b>43.9</b>	<b>1</b>	<b>9</b>	<b>74</b>	<b>0</b>

<b>Punt Returns</b>	<b>Ret</b>	<b>FC</b>	<b>Yds</b>	<b>Avg Long</b>	<b>TD</b>
E.Royal	13	8	153	11.8 65t	1
B.Callahan	0	1	0	0 0	0
C.LeBlanc	0	1	0	0 0	0
<b>Team</b>	<b>13</b>	<b>10</b>	<b>153</b>	<b>11.8 65t</b>	<b>1</b>
<b>Opponents</b>	<b>9</b>	<b>18</b>	<b>161</b>	<b>17.9 85t</b>	<b>1</b>

<b>Kickoff Returns</b>	<b>No.</b>	<b>Yds</b>	<b>Avg Long</b>	<b>TD</b>
D.Thompson	14	297	21.2 32	0
B.Callahan	1	17	17.0 17	0
K.Carey	1	16	16.0 16	0
J.Bellamy	1	15	15.0 15	0
<b>Team</b>	<b>17</b>	<b>345</b>	<b>20.3 32</b>	<b>0</b>
<b>Opponents</b>	<b>15</b>	<b>360</b>	<b>24.0 39</b>	<b>0</b>

<b>Field Goals</b>	<b>1-19</b>	<b>20-29</b>	<b>30-39</b>	<b>40-49</b>	<b>50+</b>
C.Barth	0/ 0	3/ 3	5/ 6	1/ 2	0/ 1
<b>Team</b>	<b>0/ 0</b>	<b>3/ 3</b>	<b>5/ 6</b>	<b>1/ 2</b>	<b>0/ 1</b>
<b>Opponents</b>	<b>0/ 0</b>	<b>6/ 6</b>	<b>3/ 4</b>	<b>4/ 5</b>	<b>4/ 4</b>

Fumbles Lost: C.Meredith 2, J.Cutler 1, B.Hoyer 1, J.Langford 1  
**Total: 5**  
 Opponent Fumble Recoveries: A.Hicks 1, A.Amos 1, L.Floyd 1  
**Total: 3**

<b>Passing</b>	<b>Att</b>	<b>Cmp</b>	<b>Yds</b>	<b>Cmp%</b>	<b>Yds/Att</b>	<b>TD</b>	<b>TD%</b>	<b>Int</b>	<b>Int%</b>	<b>Long</b>	<b>Sack</b>	<b>Lost</b>	<b>Rating</b>
B.Hoyer	200	134	1445	67.0%	7.2	6	3.0%	0	0.0%	64	4/	18	98.0
J.Cutler	46	28	373	60.9%	8.1	1	2.2%	2	4.3%	54	8/	46	75.7
M.Barkley	15	6	81	40.0%	5.4	0	0.0%	2	13.3%	26	1/	10	18.3
<b>Team</b>	<b>261</b>	<b>168</b>	<b>1899</b>	<b>64.4%</b>	<b>7.3</b>	<b>7</b>	<b>2.7%</b>	<b>4</b>	<b>1.5%</b>	<b>64</b>	<b>13/</b>	<b>74</b>	<b>88.6</b>
<b>Opponents</b>	<b>257</b>	<b>172</b>	<b>1801</b>	<b>66.9%</b>	<b>7.0</b>	<b>10</b>	<b>3.9%</b>	<b>4</b>	<b>1.6%</b>	<b>51t</b>	<b>15/</b>	<b>97</b>	<b>93.5</b>

# 2016 CHICAGO BEARS DEFENSE / SPECIAL TEAMS STATS

SEASONS STATS (Based on press box statistics; Bold denotes TD)

Please note; Similar to NFL press box stats: INTs also count as PBUs

Sacks count as TFLs unless a strip-sack; Sacks also count as a QBP

Full sacks and TFLs count as solo tackles; Assisted sacks and TFLs count as assisted tackles

DEFENSIVE STATS										
Player	TT	ST	AT	TFL	QBP	S - YL	INT - YR	PBU	FF	FR - YR
Sam Acho	16	11	5	3	5	1 - 3	0 - 0	1	0	0 - 0
Adrian Amos	31	27	4	2	0	0 - 0	0 - 0	2	1	1 - 21
Jonathan Anderson	2	1	1	0	0	0 - 0	0 - 0	0	0	0 - 0
DeVante Bausby	8	7	1	0	0	0 - 0	0 - 0	0	0	0 - 0
Jonathan Bullard	9	8	1	2	2	1 - 3	0 - 0	0	0	0 - 0
Bryce Callahan	19	18	1	0	1	0 - 0	0 - 0	2	0	0 - 0
Leonard Floyd	16	10	6	1	3	2.5 - 28	0 - 0	0	1	1 - 0
Jerrell Freeman	66	48	18	4	2	0 - 0	0 - 0	1	1	0 - 0
Jacoby Glenn	26	23	3	0	0	0 - 0	1 - 21	6	1	0 - 0
Eddie Goldman	7	3	4	0	2	0.5 - 4.5	0 - 0	1	0	0 - 0
Deiondre Hall	3	2	1	0	0	0 - 0	1 - 0	3	0	0 - 0
Akiem Hicks	17	12	5	3	3	2 - 15	0 - 0	0	1	1 - 0
Lamarr Houston	4	2	2	0	1	0 - 0	0 - 0	0	0	0 - 0
Christian Jones	5	4	1	0	0	0 - 0	0 - 0	1	0	0 - 0
Harold Jones-Quartey	37	30	7	1	0	0 - 0	0 - 0	2	0	0 - 0
Nick Kwiatkoski	5	3	2	0	0	0 - 0	0 - 0	0	0	0 - 0
Cre'Von LeBlanc	12	11	1	0	1	0 - 0	0 - 0	4	0	0 - 0
Sherrick McManis	3	3	0	0	0	0 - 0	0 - 0	1	0	0 - 0
Tracy Porter	22	19	3	0	0	0 - 0	2 - 28	3	0	0 - 0
Chris Prosinski	14	11	3	0	0	0 - 0	0 - 0	1	1	0 - 0
Will Sutton	9	5	4	0	1	0 - 0	0 - 0	1	0	0 - 0
John Timu	2	2	0	1	0	0 - 0	0 - 0	0	0	0 - 0
Danny Trevathan	31	24	7	1	1	1 - 7	0 - 0	1	0	0 - 0
Mitch Unrein	14	5	9	0	1	0 - 0	0 - 0	0	0	0 - 0
Cornelius Washington	6	4	2	2	2	1 - 9	0 - 0	0	0	0 - 0
Willie Young	20	14	6	5	5	6 - 28	0 - 0	1	1	0 - 0
<b>Team Totals</b>	<b>404</b>	<b>307</b>	<b>97</b>	<b>25</b>	<b>30</b>	<b>15 - 97</b>	<b>4 - 49</b>	<b>31</b>	<b>7</b>	<b>3 - 21</b>

SPECIAL TEAMS						
Player	TT	ST	AT	BK	FF	FR
Sam Acho	2	1	1	0	0	0
Adrian Amos	1	1	0	0	0	0
Ben Braunecker	1	1	0	0	0	0
Deon Bush	1	1	0	0	0	0
Bryce Callahan	1	1	0	0	0	0
Chris Prosinski	2	2	0	0	0	0
Christian Jones	3	2	1	0	0	0
Akiem Hicks	0	0	0	1	0	0
Deiondre Hall	2	1	1	0	0	0
Jonathan Anderson	3	2	1	0	0	0
Josh Bellamy	3	2	1	0	0	0
Logan Paulsen	2	2	0	0	0	0
DeAndre Houston-Carson	2	0	2	0	0	0
Harold Jones-Quartey	1	0	1	0	0	0
Sherrick McManis	5	4	1	0	0	0
<b>Team Totals</b>	<b>29</b>	<b>20</b>	<b>9</b>	<b>1</b>	<b>0</b>	<b>0</b>

## DEFENSIVE / SPECIAL TEAMS SCORING PLAYS ( 2 )

Royal: 65 yd PR for TD (9/19 vs. PHI)

Floyd: Fum rec in endzone (10/20 at GB)

Special Teams Stats Key: TT (total tackles), ST (solo tackles),  
AT (assisted tackles), BK (blocked kicks), FF (forced fumbles),  
FR (fumble recoveries)

Defensive Stats Key: TT (total tackles), ST (solo tackles), AT (assisted tackles), TFL (tackles for loss),

QBP (QB Pressure), S-YL (sacks-yards lost), INT-YR (interceptions-yards returned),

PBU (pass break-ups), FF (forced fumbles), FR-YR (fumble recoveries-yards returned),

BK (blocked kick/punt)

## QUARTERBACK SACKS ( 15.0 )

Young- 6.0, Hicks-2.0, Acho-1, Washington- 1.0, Bullard-1.0, Trevathan- 1.0, Goldman- 0.5, Floyd- 2.5

## OPPONENT FUMBLE RECOVERIES ( 3 )

Glenn- 1, Hicks- 1, Floyd-1

## INTERCEPTIONS ( 4 )

Tracy Porter- 2, Deiondre Hall- 1, Jacoby Glenn-1



# 2016 Chicago Bears

Select Team Go

Record: 1-6 (4th NFC North)

Head Coach: John Fox

2016 Regular Season All Games Submit

Quarterbacks												
Name	Pos	G	GS	OffPl	OffPl/G	OffPI%	DefPl	DefPl/G	DefPI%	SpTmPl	SpTmPl/G	SpTmPI%
Brian Hoyer	QB	6	5	314	52.3	82.6	0	0.0	0.0	0	0.0	0.0
Jay Cutler	QB	2	2	94	47.0	87.0	0	0.0	0.0	0	0.0	0.0
Matt Barkley	QB	1	0	28	28.0	58.3	0	0.0	0.0	0	0.0	0.0
Running Backs												
Name	Pos	G	GS	OffPl	OffPl/G	OffPI%	DefPl	DefPl/G	DefPI%	SpTmPl	SpTmPl/G	SpTmPI%
Jordan Howard	RB	6	4	263	43.8	69.2	0	0.0	0.0	4	0.7	2.5
Jeremy Langford	RB	3	3	100	33.3	57.8	0	0.0	0.0	0	0.0	0.0
Ka'Deem Carey	RB	5	0	65	13.0	21.5	0	0.0	0.0	34	6.8	24.3
Paul Lasike	RB	4	1	30	7.5	11.8	0	0.0	0.0	9	2.3	7.8
Joique Bell	RB	4	0	6	1.5	2.3	0	0.0	0.0	25	6.3	23.4
Raheem Mostert	RB	2	0	0	0.0	0.0	0	0.0	0.0	17	8.5	34.0
Receivers												
Name	Pos	G	GS	OffPl	OffPl/G	OffPI%	DefPl	DefPl/G	DefPI%	SpTmPl	SpTmPl/G	SpTmPI%
Alshon Jeffery	WR	7	7	404	57.7	92.7	0	0.0	0.0	1	0.1	0.5
Zach Miller	TE	7	6	373	53.3	85.6	0	0.0	0.0	1	0.1	0.5
Eddie Royal	WR	6	1	233	38.8	60.1	0	0.0	0.0	23	3.8	13.9
Cameron Meredith	WR	5	2	211	42.2	64.3	0	0.0	0.0	1	0.2	0.7
Kevin White	WR	4	4	191	47.8	78.9	0	0.0	0.0	0	0.0	0.0
Logan Paulsen	TE	7	6	190	27.1	43.6	0	0.0	0.0	77	11.0	40.5
Joshua Bellamy	WR	7	0	62	8.9	14.2	0	0.0	0.0	127	18.1	66.8
Deonte Thompson	WR	7	0	30	4.3	6.9	0	0.0	0.0	59	8.4	31.1
Ben Braunecker	TE	4	1	14	3.5	5.3	0	0.0	0.0	72	18.0	67.3
Greg Scruggs	TE	3	0	8	2.7	4.6	0	0.0	0.0	17	5.7	20.5
Patrick Scales	TE	7	0	0	0.0	0.0	0	0.0	0.0	57	8.1	30.0
Offensive Linemen												
Name	Pos	G	GS	OffPl	OffPl/G	OffPI%	DefPl	DefPl/G	DefPI%	SpTmPl	SpTmPl/G	SpTmPI%
Bobby Massie	T	7	7	436	62.3	100.0	0	0.0	0.0	25	3.6	13.2
Charles Leno Jr.	T	7	7	436	62.3	100.0	0	0.0	0.0	25	3.6	13.2
Cody Whitehair	G	7	7	436	62.3	100.0	0	0.0	0.0	2	0.3	1.1
Kyle Long	T	7	7	408	58.3	93.6	0	0.0	0.0	23	3.3	12.1
Josh Sitton	G	6	6	387	64.5	99.7	0	0.0	0.0	23	3.8	13.9
Eric Kush	G	1	1	48	48.0	100.0	0	0.0	0.0	2	2.0	8.3
Ted Larsen	C	7	0	29	4.1	6.7	0	0.0	0.0	25	3.6	13.2
Mike Adams	T	7	0	0	0.0	0.0	0	0.0	0.0	25	3.6	13.2
Defensive Linemen												
Name	Pos	G	GS	OffPl	OffPl/G	OffPI%	DefPl	DefPl/G	DefPI%	SpTmPl	SpTmPl/G	SpTmPI%
Akiem Hicks	DT	7	7	0	0.0	0.0	403	57.6	81.7	35	5.0	18.4
Mitch Unrein	DT	7	5	0	0.0	0.0	265	37.9	53.8	59	8.4	31.1
Will Sutton	DT	6	4	0	0.0	0.0	154	25.7	36.8	58	9.7	35.8
Cornelius Washington	DE	6	0	0	0.0	0.0	135	22.5	32.1	18	3.0	11.1
Jonathan Bullard	DE	6	0	0	0.0	0.0	119	19.8	27.7	14	2.3	8.4
Eddie Goldman	NT	2	2	0	0.0	0.0	81	40.5	55.1	9	4.5	16.1
Linebackers												
Name	Pos	G	GS	OffPl	OffPl/G	OffPI%	DefPl	DefPl/G	DefPI%	SpTmPl	SpTmPl/G	SpTmPI%
Jerrell Freeman	LB	7	7	0	0.0	0.0	487	69.6	98.8	0	0.0	0.0
Willie Young	LB	7	3	0	0.0	0.0	355	50.7	72.0	12	1.7	6.3
Danny Trevathan	LB	5	4	0	0.0	0.0	319	63.8	88.1	0	0.0	0.0
Sam Acho	LB	7	4	0	0.0	0.0	311	44.4	63.1	108	15.4	56.8
Leonard Floyd	LB	5	5	0	0.0	0.0	206	41.2	56.4	0	0.0	0.0
Christian Jones	LB	7	2	0	0.0	0.0	79	11.3	16.0	144	20.6	75.8
Nick Kwiatkoski	LB	5	1	0	0.0	0.0	76	15.2	22.0	65	13.0	48.5
Lamarr Houston	LB	2	0	0	0.0	0.0	32	16.0	21.8	0	0.0	0.0
John Timu	LB	4	1	0	0.0	0.0	21	5.3	7.6	69	17.3	64.5
Jonathan Anderson	LB	3	0	0	0.0	0.0	20	6.7	9.3	72	24.0	86.7
Pernell McPhee	LB	1	0	0	0.0	0.0	19	19.0	21.8	0	0.0	0.0
Defensive Backs												
Name	Pos	G	GS	OffPl	OffPl/G	OffPI%	DefPl	DefPl/G	DefPI%	SpTmPl	SpTmPl/G	SpTmPI%
Adrian Amos	S	7	7	0	0.0	0.0	459	65.6	93.1	52	7.4	27.4
Tracy Porter	CB	7	7	0	0.0	0.0	450	64.3	91.3	0	0.0	0.0
Harold Jones-Quartey	S	7	7	0	0.0	0.0	391	55.9	79.3	28	4.0	14.7
Cre'von LeBlanc	CB	5	1	0	0.0	0.0	263	52.6	76.0	12	2.4	9.0
Bryce Callahan	CB	6	6	0	0.0	0.0	256	42.7	60.2	5	0.8	3.1
Jacoby Glenn	CB	7	3	0	0.0	0.0	244	34.9	49.5	59	8.4	31.1

Chris Prosinski	S	7	1	0	0.0	0.0	142	20.3	28.8	149	21.3	78.4
De'Vante Bausby	CB	1	0	0	0.0	0.0	56	56.0	64.4	0	0.0	0.0
Deiondre' Hall	CB	4	0	0	0.0	0.0	52	13.0	18.7	40	10.0	37.7
Sherrick McManis	CB	7	0	0	0.0	0.0	17	2.4	3.4	161	23.0	84.7
DeAndre Houston-Carson	S	5	0	0	0.0	0.0	8	1.6	2.3	93	18.6	66.9
Deon Bush	S	3	0	0	0.0	0.0	0	0.0	0.0	32	10.7	41.0
Demontre Hurst	CB	1	0	0	0.0	0.0	0	0.0	0.0	9	9.0	27.3

#### Special Teams

<u>Name</u>	<u>Pos</u>	<u>G</u>	<u>GS</u>	<u>OffPl</u>	<u>OffPl/G</u>	<u>OffPl%</u>	<u>DefPl</u>	<u>DefPl/G</u>	<u>DefPl%</u>	<u>SpTmPl</u>	<u>SpTmPl/G</u>	<u>SpTmPl%</u>
Patrick O'Donnell	P	7	0	0	0.0	0.0	0	0.0	0.0	57	8.1	30.0
Connor Barth	K	7	0	0	0.0	0.0	0	0.0	0.0	54	7.7	28.4

-OffPl%, DefPl%, and SpTmPl% statistics are in relation to the number of team plays only in games played by that individual player.

-Note that some plays that are negated by penalty are counted in players' participation total. Fake punts/FGs are counted as special teams plays.

# BEARS TOP 5 CAREER REGULAR SEASON GAME HIGHS

## PASSING

**Jay Cutler**  
(NFL career)

- Attempts
- 52 at SF (11/12/09)
  - 50 vs. SD (9/14/08)
  - 49 vs. BUF (9/7/14)
  - 49 at SD (12/28/08)
  - 49 at KC (9/28/08)

- Completions
- 36 vs. SD (9/14/08)
  - 34 vs. BUF (9/7/14)
  - 33 at SD (12/28/08)
  - 32 vs. DAL (12/4/14)
  - 32 vs. KC (12/7/08)

- Passing Yards
- 447 at CLE (11/6/08)
  - 381 at ATL (10/12/14)
  - 372 vs. DET (9/12/10)
  - 369 vs. ARZ (11/8/09)
  - 361 at KC (9/28/08)

- Longest Passes
- 93t at CLE (11/6/08)
  - 89t vs. DET (9/12/10)
  - 87t at STL (11/15/15)
  - 83t at STL (11/15/15)
  - 74 at ATL (10/12/14)

- Passing Touchdowns
- 4 at SF (9/14/14)
  - 4 vs. PHI (11/28/10)
  - 4 at DET (1/3/10)
  - 4 vs. MIN (12/28/09)
  - 4 vs. SD (9/14/08)
  - 4 vs. KC (12/9/07)
  - 3, 14 times

- Passer Rating (Min. 5 att)
- 151.0 at STL (11/15/15)
  - 146.2 vs. PHI (11/28/10)
  - 141.0 vs. KC (12/9/07)
  - 140.3 at DAL (10/1/12)
  - 138.1 at TEN (11/4/12)

**Jay Cutler**  
(Bears career)

- Attempts
- 52 at SF (11/12/09)
  - 49 vs. BUF (9/7/14)
  - 48 at DET (11/27/14)
  - 47 at DET (9/29/13)
  - 47 vs. ARZ (11/08/09)

- Completions
- 34 vs. BUF (9/7/14)
  - 32 vs. DAL (12/4/14)
  - 31 at DET (11/27/14)
  - 31 vs. MIN (11/16/14)
  - 29 at SF (11/12/09)
  - 29 vs. ARZ (11/8/09)

- Passing Yards
- 381 at ATL (10/12/14)
  - 372 vs. DET (9/12/10)
  - 369 vs. ARZ (11/8/09)
  - 358 vs. NO (10/6/13)
  - 353 at DET (10/18/15)

- Longest Passes
- 89t vs. DET (9/12/10)
  - 87t at STL (11/15/15)
  - 83t at STL (11/15/15)
  - 74 at ATL (10/12/14)
  - 71 vs. STL (12/6/09)

- Passing Touchdowns
- 4 at SF (9/14/14)
  - 4 vs. PHI (11/28/10)
  - 4 at DET (1/3/10)
  - 4 vs. MIN (12/28/09)
  - 3, 12 times

- Passer Rating (Min. 5 att)
- 151.0 at STL (11/15/15)
  - 146.2 vs. PHI (11/28/10)
  - 140.3 at DAL (10/1/12)
  - 138.1 at TEN (11/4/12)
  - 136.7 at DAL (9/19/10)

**Brian Hoyer**  
(NFL career)

- Attempts
- 54 at MIN (9/22/13)
  - 50 vs. HOU (11/16/14)**
  - 49 at MIA (10/25/15)
  - 49 at DAL (9/25/16)
  - 49 vs. JAX (10/16/16)**

- Completions
- 33 at IND (10/9/16)**
  - 30 at MIN (9/22/13)
  - 30 at DAL (9/25/16)**
  - 30 vs. JAX (10/16/16)**
  - 28 vs. DET (10/2/16)**

- Passing Yards
- 397 at IND (10/9/16)**
  - 330 vs. HOU (11/16/14)
  - 322 at ATL (11/23/14)
  - 321 at MIN (9/22/13)
  - 317 at DAL (9/25/16)**

- Longest Passes
- 81t at CAR (12/21/14)
  - 70 vs. BAL (9/21/14)
  - 65 at JAX (10/19/14)
  - 64 vs. DET (10/2/16)**
  - 53 at SF (12/30/12)

- Passing Touchdowns
- 3 at MIN (9/22/13)
  - 3 at TEN (10/5/14)
  - 3 at JAX (10/18/15)
  - 3 at MIA (10/25/15)
  - 3 at BUF (12/6/15)

- Passer Rating (Min. 5 att)
- 127.1 vs. BAL (9/21/14)
  - 120.1 vs. DET (10/2/16)**
  - 120.0 at IND (10/9/16)**
  - 119.3 at JAX (10/18/15)
  - 113.0 vs. PIT (10/12/14)



# BEARS TOP 5 CAREER REGULAR SEASON GAME HIGHS (cont.)

## RUSHING

<b>Ka'Deem Carey</b>	<u>Carries</u>	<u>Rushing Yards</u>	<u>Longest Rushes</u>
	1t. 14 at STL (11/15/15)	1. 72 vs. GB (9/28/14)	<b>1. 24 at GB (10/20/16)</b>
	1t. 14 vs. GB (9/28/14)	2. 56 at STL (11/15/15)	<b>2. 16 vs. JAX (10/16/16)</b>
	<b>3. 10 at GB (10/20/16)</b>	<b>3. 50 vs. JAX (10/16/16)</b>	3. 15 at ATL (10/12/14)
	4t. 9 vs. DEN (11/22/15)	<b>4. 48 at GB (10/20/16)</b>	4t. 13 at NE (10/26/14)
<b>4t. 9 vs. JAX (10/16/16)</b>	5. 33 at NE (10/26/14)	4t. 13 vs. GB (9/28/14)	
	<u>Rushing Touchdowns</u>		
	t1. 1 at TB (12/27/15)		
	t1. 1 vs. SF (12/6/15)		
<b>Jay Cutler</b> (NFL career)	<u>Carries</u>	<u>Rushing Yards</u>	<u>Longest Rushes</u>
	t1. 8 vs. BUF (12/21/08)	1. 42 at SD (12/24/07)	1. 31 vs. PIT (10/21/07)
	t1. 8 vs. KC (12/7/08)	2. 41 vs. PIT (10/21/07)	2. 30 at ATL (10/18/09)
	t3. 7 vs. PHI (11/28/10)	t3. 39 at MIN (12/28/14)	3. 26 at STL (11/15/15)
	t3. 7 at CLE (11/6/08)	t3. 39 at BUF (11/7/10)	t4. 25 at SF (9/14/14)
5. 6 at OAK (12/2/07)	5. 37 vs. GB (9/27/10)	t4. 25 vs. MIN (11/14/10)	
	<u>Rushing Touchdowns</u>		
	1. 2 vs. BUF (12/7/08)		
	t2. 1, seven times		
<b>Jordan Howard</b>	<u>Carries</u>	<u>Rushing Yards</u>	<u>Longest Rushes</u>
	<b>1. 23 vs. DET (10/2/16)</b>	<b>1. 118 at IND (10/9/16)</b>	<b>1. 57 at IND (10/9/16)</b>
	<b>2. 16 at IND (10/9/16)</b>	<b>2. 111 vs. DET (10/2/16)</b>	<b>1. 36 at DAL (9/25/16)</b>
	<b>3. 15 vs. JAX (10/16/16)</b>	<b>3. 45 at DAL (9/25/16)</b>	<b>2. 17 vs. DET (10/2/16)</b>
	<b>4. 9 at DAL (9/25/16)</b>	<b>4. 34 vs. JAX (10/16/16)</b>	<b>3. 11 at GB (10/20/16)</b>
<b>5. 7 at GB (10/20/16)</b>	<b>5. 22, twice</b>	<b>5. 10 vs. PHI (9/19/16)</b>	
	<u>Rushing Touchdowns</u>		
	<b>1. 1 vs. JAX (10/16/16)</b>		
<b>Brian Hoyer</b> (NFL career)	<u>Carries</u>	<u>Rushing Yards</u>	<u>Longest Rushes</u>
	1. 6 vs. TEN (10/18/09)	1. 19 at CAR (12/21/14)	1. 20 at TB (10/25/09)
	2. 5 at JAX (10/18/15)	2. 17 at TB (10/25/09)	2. 15 at CIN (11/16/15)
	t3. 4 at BUF (12/26/10)	t3. 15 at CIN (11/16/15)	t3. 14 at IND (10/8/15)
	t3. 4 vs. CIN (9/29/13)	t3. 15 at BUF (12/6/15)	t3. 14 at IND (12/6/15)
t.3 4 at CIN (11/6/14)	5. 14 vs. IND (10/8/15)	t4. 11, twice	
	<u>Rushing Touchdowns</u>		
	1. 1 vs. TEN (10/18/09)		

Jeremy Langford

- Carries**
- 20 at STL (11/15/15)
  - 19 at TB (12/27/15)
  - 18 at SD (11/9/15)
  - 4. 17 at HOU (9/11/16)**
  - 13 vs. DEN (11/22/15)

- Rushing Yards**
- 83 at TB (12/27/15)
  - 73 at STL (11/15/15)
  - 72 at SD (11/9/15)
  - 59 vs SF (12/6/15)
  - 5. 57 at HOU (9/11/16)**

- Longest Rushes**
- 23 at STL (11/15/15)
  - t2. 16 at SD (11/9/15)
  - t2. 16 vs. PHI (9/19/16)**
  - 4. 15 at HOU (9/11/16)**
  - t5. 14, twice

**Rushing Touchdowns**

- t1. 1 eight times

## BEARS TOP 5 CAREER REGULAR SEASON GAME HIGHS (cont.)

### RECEIVING

Joshua Bellamy

- Receptions**
- 6 at KC (10/11/15)
  - 4 vs. DEN (11/22/15)
  - 3 vs. DET (1/3/16)
  - 2 at TB (12/27/15)
  - t5. 1, five times

- Receiving Yards**
- 49 vs. DET (1/3/16)
  - 48 vs. ARZ (9/20/15)
  - 57 vs. DEN (11/22/15)
  - 31 at KC (10/11/15)
  - 16 vs. SF (12/6/15)

- Longest Receptions**
- 48t vs. ARZ (9/20/15)
  - 38 vs. DEN (11/22/15)
  - 34t vs. DET (1/3/16)
  - 16 vs. SF (12/6/15)
  - 5. 14 at IND (10/9/16)**

**Receiving Touchdowns**

- t1. 1 vs. DET (1/3/16)  
t1. 1 vs. ARZ (9/20/15)

Ka'Deem Carey

- Receptions**
- 3 vs. NO (12/15/14)
  - 2 at MIN (12/20/15)
  - 3t. 1, five times**

- Receiving Yards**
- 39 vs. NO (12/15/14)
  - 18 at MIN (12/20/15)
  - 3. 15 at IND (10/9/16)**
  - 11 at GB (11/9/14)
  - 5. 9 at GB (10/20/16)**

- Longest Receptions**
- 18 vs. NO (12/15/14)
  - 2. 15 at IND (10/9/16)**
  - 11 at MIN (12/20/15)
  - 11 vs. NO (12/15/14)
  - 11 at GB (11/9/14)

**Receiving Touchdowns**

1. 1 at TB (12/27/15)

Alshon Jeffery

- Receptions**
- 12 at MIN (12/1/13)
  - 11 vs. MIN (11/16/14)
  - t3. 10 at SD (11/9/15)
  - t3. 10 vs. MIN (11/1/15)
  - t3. 10 vs. NO (10/6/13)

- Receiving Yards**
- 249 at MIN (12/1/13)
  - 218 vs. NO (10/6/13)
  - 151 at SD (11/9/15)
  - 147 at DET (10/18/15)
  - 136 at ATL (10/12/14)

- Longest Receptions**
- 80t at MIN (12/1/13)
  - 74 at ATL (10/12/14)
  - 67 vs. GB (12/29/13)
  - 58 vs. NO (10/6/13)
  - 55 at DET (12/30/12)

**Receiving Touchdowns**

- t1. 2 at DET (11/27/14)  
t1. 2 at MIN (12/1/13)  
t3. 1 ( 20 occasions)

# BEARS TOP 5 CAREER REGULAR SEASON GAME HIGHS (cont.)

Jeremy Langford

## Receptions

1. 7 at STL (11/15/15)
- t2. 3 vs. WAS (12/13/15)
- t2. 3 vs. DEN (11/22/15)
- t2. 3 at SD (11/9/15)
- 4t. 2 twice**

## Receiving Yards

1. 109 at STL (11/15/15)
2. 70 at SD (11/9/15)
3. 27 vs. WAS (12/13/15)
- t4. 17 vs. DEN (11/22/15)
- t4. 17 at DET (10/18/15)

## Longest Receptions

1. 83t at STL (11/15/15)
2. 31 at SD (11/9/15)
3. 23 at SD (11/9/15)
4. 17 at DET (10/18/15)
5. 16 at SD (11/9/15)

## Receiving Touchdowns

1. 1 at STL (11/15/15)

Cameron Meredith

## Receptions

- 1. 11 vs. JAX (10/16/16)**
- 2. 9 at IND (10/9/16)**
- 3t. 4 at KC (10/11/15)
- 3t. 4 vs. DET (10/2/16)**
5. 3 vs. ARZ (9/20/15)

## Receiving Yards

- 1. 130 at IND (10/9/16)**
- 2. 113 vs. JAX (10/16/16)**
3. 52 at KC (10/11/15)
4. 36 vs. ARZ (9/20/15)
- 5. 28 vs. DET (10/2/16)**

## Longest Receptions

- 1. 36 vs. JAX (10/16/16)**
- 2. 30 at IND (10/9/16)**
- 3. 24 at DAL (9/25/16)**
4. 22 vs. ARZ (9/20/15)
5. 20 at KC (10/11/15)

## Receiving Touchdowns

- 1. 1 at IND (10/9/16)**

Zach Miller  
(NFL career)

## Receptions

1. 8 at CLE (1/3/10)
- 2. 8 at DAL (9/25/16)**
3. 7 at TB (12/27/15)
- 4. 7 at IND (10/9/16)**
- 5t. 6, twice**

## Receiving Yards

1. 107 at STL (11/15/15)
2. 85 vs. WAS (12/13/15)
3. 79 vs. HOU (11/14/10)
- 4. 78 at DAL (9/25/16)**
5. 74 vs. HOU (12/6/09)

## Longest Receptions

1. 87t at STL (11/15/15)
2. 62 vs. HOU (12/6/09)
3. 52t vs. HOU (11/14/10)
4. 30 vs. WAS (12/13/15)
- 5. 26, twice**

## Receiving Touchdowns

- 1t. 2 at STL (11/15/15)
- 1t. 2 at CLE (1/3/10)
- 1t. 2 at DAL (9/25/16)**
- t4. 1 six times**

Eddie Royal  
(NFL career)

## Receptions

1. 11 at SD (12/28/08)
- t2. 10 at SF (12/20/14)
- t2. 10 vs. NE (10/11/09)
- t4. 9 at BAL (11/30/14)
- t4. 9 at NE (10/20/08)
- t4. 9 at KC (9/28/08)
- t4. 9 at OAK (9/8/08)

## Receiving Yards

1. 164 at CLE (11/6/08)
- t2. 146 at OAK (9/8/08)
- t2. 113 at TEN (10/3/10)
- 4. 111 vs. DET (10/2/16)**
5. 105 vs. JAX (9/28/14)

## Longest Receptions

1. 93t at CLE (11/6/08)
- 2. 64 vs. DET (10/2/16)**
3. 59t at NYJ (11/30/08)
4. 54 at KC (11/24/13)
5. 47t vs. JAX (9/28/14)

## Receiving Touchdowns

1. 3 at PHI (9/15/13)
- t2. 2 vs. JAX (9/28/14)
- t2. 2 at BUF (9/21/14)
- t2. 2 vs. HOU (9/9/13)
- t3. 1 (19 times)**

## BEARS TOP 5 CAREER REGULAR SEASON GAME HIGHS (cont.)

	<u>Receptions</u>	<u>Receiving Yards</u>	<u>Longest Receptions</u>
Kevin White	1t. 6 at DAL (9/25/16)	1. 62 at DAL (9/25/16)	1. 32 at DAL (9/25/16)
	1t. 6 vs. DET (10/2/16)	2. 55 vs. DET (10/2/16)	2t. 19 at HOU (9/11/16)
	3. 4 vs. PHI (9/19/16)	3. 36 vs. PHI (9/19/16)	2t. 19 vs. PHI (9/19/16)
	4. 3 at HOU (9/11/16)	4. 34 at HOU (9/11/16)	2t. 19 vs. DET (10/2/16)
	5.	5.	5.

Receiving Touchdowns  
t1.

## CURRENT BEARS CAREER 300-YARD PASSING GAMES

	<u>By Date</u>	<u>By Yards</u>
Jay Cutler	1. 304 at BUF (9/9/07) W	1. 447 at CLE (11/6/08) W
(NFL Career)	2. 302 at CHI (11/25/07) L	2. 381 at ATL (10/12/14) W
26 total	3. 300 at OAK (9/8/08) W	3. 372 vs. DET (9/12/10) W
12-14 record	4. 350 vs. SD (9/14/08) W	4. 369 vs. ARZ (11/8/09) L
	5. 361 at KC (9/28/08) L	5. 361 at KC (9/28/08) L
	6. 307 vs. MIA (11/2/08) L	6. 359 vs. BUF (12/21/08) L
	7. 447 at CLE (11/6/08) W	7. 358 vs. NO (10/6/13) L
	8. 357 at NYJ (11/30/08) W	8. 357 at NYJ (11/30/08) W
	9. 359 vs. BUF (12/21/08) L	9. 353 at DET (10/18/15) L
	10. 316 at SD (12/28/08) L	10. 350 vs. SD (9/14/08) W
	11. 300 at ATL (10/18/09) L	11. 349 vs. BUF (9/7/14) L
	12. 369 vs. ARZ (11/8/09) L	12. 345 at SD (11/9/15) W
	13. 307 at SF (11/12/09) L	13. 341 vs. DAL (12/4/14) L
	14. 372 vs. DET (9/12/10) W	14. 333 vs. IND (9/9/12) W
	15. 312 vs. ATL (9/11/11) W	15. 330 vs. MIN (11/16/14) W
	16. 302 vs. GB (9/25/11) L	16. 317 at DET (9/29/13) L
	17. 333 vs. IND (9/9/12) W	17. 316 at SD (12/28/08) L
	18. 317 at DET (9/29/13) L	18. 315 vs. WAS (12/13/15) L
	19. 358 vs. NO (10/6/13) L	19. 312 vs. ATL (9/11/11) W
	20. 349 vs. BUF (9/7/14) L	t20. 307 vs. MIA (11/2/08) L
	21. 381 at ATL (10/12/14) W	t20. 307 at SF (11/12/09) L
	22. 330 vs. MIN (11/16/14) W	22. 304 at BUF (9/9/07) W
	23. 341 vs. DAL (12/4/14) L	t23. 302 at CHI (11/25/07) L
	24. 353 at DET (10/18/15) L	t23. 302 vs. GB (9/25/11) L
	25. 345 at SD (11/9/15) W	t25. 300 at OAK (9/8/08) W
	26. 315 vs. WAS (12/13/15) L	t25. 300 at ATL (10/18/09) L

## CURRENT BEARS CAREER 300-YARD PASSING GAMES (cont.)

	<u>By Date</u>		<u>By Yards</u>			
<b>Jay Cutler</b> (Bears Career) 16 total 6-10 record	1.	300 at ATL (10/18/09)	L	1.	381 at ATL (10/12/14)	W
	2.	369 vs. ARZ (11/8/09)	L	2.	372 vs. DET (9/12/10)	W
	3.	307 at SF (11/12/09)	L	3.	369 vs. ARZ (11/8/09)	L
	4.	372 vs. DET (9/12/10)	W	4.	358 vs. NO (10/6/13)	L
	5.	312 vs. ATL (9/11/11)	W	5.	353 at DET (10/18/15)	L
	6.	302 vs. GB (9/25/11)	L	6.	349 vs. BUF (9/7/14)	L
	7.	333 vs. IND (9/9/12)	W	7.	345 at SD (11/9/15)	W
	8.	317 at DET (9/29/13)	L	8.	333 vs. IND (9/9/12)	W
	9.	358 vs. NO (10/6/13)	L	9.	341 vs. DAL (12/4/14)	L
	10.	349 vs. BUF (9/7/14)	L	10.	330 vs. MIN (11/16/14)	W
	11.	381 at ATL (10/12/14)	W	11.	317 at DET (9/29/13)	L
	12.	330 vs. MIN (11/16/14)	W	12.	315 vs. WAS (12/13/15)	L
	13.	341 vs. DAL (12/4/14)	L	13.	312 vs. ATL (9/11/11)	W
	14.	353 at DET (10/18/15)	L	14.	307 at SF (11/12/09)	L
	15.	345 at SD (11/9/15)	W	15.	302 vs. GB (9/25/11)	L
	16.	315 vs. WAS (12/13/15)	L	16.	300 at ATL (10/18/09)	L

	<u>By Date</u>		<u>By Yards</u>			
<b>Brian Hoyer</b> (NFL Career) 9 total 4-5 record	1.	321 at MIN (9/22/13)	W	<b>1. 397 at IND (10/9/16)</b>	<b>L</b>	
	2.	300 vs. TB (11/2/14)	W	2.	330 vs. HOU (11/16/14)	L
	3.	330 vs. HOU (11/16/14)	L	3.	322 at ATL (11/23/14)	W
	4.	322 at ATL (11/23/14)	W	4.	321 at MIN (9/22/13)	W
	5.	312 vs. IND (10/8/15)	L	<b>5. 317 at DAL (9/25/16)</b>	<b>L</b>	
	<b>6. 317 at DAL (9/25/16)</b>	<b>L</b>	6.	312 vs. IND (10/8/15)	L	
	<b>7. 302 vs. DET (10/2/16)</b>	<b>W</b>	<b>7t. 302 vs. DET (10/2/16)</b>	<b>W</b>		
	<b>8. 397 at IND (10/9/16)</b>	<b>L</b>	<b>7t. 302 vs. JAX (10/16/16)</b>	<b>L</b>		
	<b>9. 302 vs. JAX (10/16/16)</b>	<b>L</b>	9.	300 vs. TB (11/2/14)	W	

	<u>By Date</u>		<u>By Yards</u>	
<b>Brian Hoyer</b> (Bears Career) 3 total 1-2 record	<b>1. 317 at DAL (9/25/16)</b>	<b>L</b>	<b>1. 317 at DAL (9/25/16)</b>	<b>L</b>
	<b>2. 302 vs. DET (10/2/16)</b>	<b>W</b>	<b>2t. 302 vs. DET (10/2/16)</b>	<b>W</b>
	<b>3. 302 vs. JAX (10/16/16)</b>	<b>L</b>	<b>2t. 302 vs. JAX (10/16/16)</b>	<b>L</b>

## CURRENT BEARS CAREER 100-YARD RECEIVING GAMES

	<u>By Date</u>		<u>By Yards</u>			
<b>Alshon Jeffery</b> 13 total 4-9 record	1.	107 at DET (9/29/13)	L	1.	249 at MIN (12/1/13)	L
	2.	218 vs. NO (10/6/13)	L	2.	218 vs. NO (10/6/13)	L
	3.	105 at WAS (10/20/13)	L	3.	151 at SD (11/9/15)	W
	4.	114 vs. DET (11/10/13)	L	4.	147 at DET (10/18/15)	L
	5.	249 at MIN (12/1/13)	L	5.	136 at ATL (10/12/14)	W
	6.	105 at NYJ (9/22/14)	W	6.	135 vs. MIN (11/16/14)	W
	7.	136 at ATL (10/12/14)	W	7.	116 vs. MIN (11/1/15)	L
	8.	135 vs. MIN (11/16/14)	W	8.	114 vs. DET (11/10/13)	L
	9.	147 at DET (10/18/15)	L	t9.	107 vs. WAS (12/13/15)	L
	10.	116 vs. MIN (11/1/15)	L	t9.	107 at DET (9/29/13)	L
	11.	151 at SD (11/9/15)	W	t11.	105 at NYJ (9/22/14)	W
	12.	107 vs. WAS (12/13/15)	L	t11.	105 at WAS (10/20/13)	L
	<b>13. 105 at HOU (9/11/16)</b>	<b>L</b>	<b>t11. 105 at HOU (9/11/16)</b>	<b>L</b>		

# CURRENT BEARS CAREER 100-YARD RECEIVING GAMES (cont.)

<b>Jeremy Langford</b> 1 total 1-0 record	<u><b>By Date</b></u>		<u><b>By Yards</b></u>	
	1. 109 at STL (11/15/15)	W	1. 109 at STL (11/15/15)	W

<b>Cam Meredith</b> 2 total 0-2	<u><b>By Date</b></u>		<u><b>By Yards</b></u>	
	1. <b>130 at IND (10/9/16)</b>	L	1. <b>130 at IND (10/9/16)</b>	L
	2. <b>113 vs. JAX (10/16/16)</b>	L	2. <b>113 vs. JAX (10/16/16)</b>	L

<b>Zach Miller</b> 1 total 1-0 record	<u><b>By Date</b></u>		<u><b>By Yards</b></u>	
	1. 107 at STL (11/15/15)	W	1. 107 at STL (11/15/15)	W

<b>Eddie Royal</b> 6 total 5-1 record	<u><b>By Date</b></u>		<u><b>By Yards</b></u>	
	1. 146 at OAK (9/8/08)	W	1. 164 at CLE (11/6/08)	W
	2. 104 at KC (9/28/08)	L	2. 146 at OAK (9/8/08)	W
	3. 164 at CLE (11/6/08)	W	3. 113 at TEN (10/3/10)	W
	4. 113 at TEN (10/3/10)	W	4. <b>111 vs. DET (10/2/16)</b>	<b>W</b>
	5. 105 vs. JAX (9/28/14)	W	5. 105 vs. JAX (9/28/14)	W
	6. <b>111 vs. DET (10/2/16)</b>	<b>W</b>	6. 104 at KC (9/28/08)	L

# 2016 CHICAGO BEARS



# 2016 STAT PACK

## CHICAGO BEARS 2016 GAME-BY-GAME PARTICIPATION

		Regular Season				@HOU	PHI	@DAL	DET	@IND	JAC	@GB	MIN	@TB	@NYG	TEN	SF	@DET	GB	WAS	@MIN	Consecutive	
		GP	GS	DNP	INA	9/11	9/19	9/25	10/2	10/9	10/16	10/20	10/31	11/13	11/20	11/27	12/4	12/11	12/18	12/24	1/1	GP	GS
49	Acho, Sam	7	4	0	0	sub	sub	OLB	OLB	OLB	OLB	sub										22	0
76	Adams, Mike	7	0	0	0	sub	sub	sub	sub	sub	sub											6	0
38	Amos, Adrian	7	7	0	0	S	S	S	S	S	S											23	23
12	Barkley, Matt	0	1	4	0	ps	ps	dnp	dnp	dnp	dnp	sub										1	0
4	Barth, Connor	7	0	0	0	sub	sub	sub	sub	sub	sub											19	0
20	Bausby, DeVante	1	0	0	0	ps	ps	ps	ps	ps	ps	sub										1	0
11	Bellamy, Josh	7	0	0	0	sub	sub	sub	sub	sub	sub	sub										27	0
84	Braunecker, Ben	4	1	0	0	ps	ps	ps	sub	sub	sub	TE										4	1
74	Bullard, Jonathan	6	0	1	0	sub	sub	sub	dnp	sub	sub	sub										3	0
26	Bush, Deon	3	0	0	4	X	X	sub	X	X	sub	sub										2	0
37	Callahan, Bryce	6	6	0	1	NB	NB	X	CB	CB	CB	CB										4	4
25	Carey, Ka'Deem	5	0	0	2	sub	sub	X	X	sub	sub	sub										3	0
6	Cutler, Jay	2	2	0	5	QB	QB	X	X	X	X	X										0	0
94	Floyd, Leonard	5	5	0	1	OLB	OLB	OLB	OLB	X	X	OLB										1	1
50	Freeman, Jerrell	7	7	0	0	ILB	ILB	ILB	ILB	ILB	ILB	ILB										7	7
39	Glenn, Jacoby	7	3	0	0	CB	CB	CB	sub	sub	sub	sub										6	0
91	Goldman, Eddie	2	2	0	5	NT	NT	X	X	X	X	X										0	0
32	Hall, Deiondre	4	0	0	3	sub	sub	sub	sub	X	X	X										0	0
96	Hicks, Akiem	7	7	0	0	DE	DE	DE	DE	DE	DE	DE										11	7
36	Houston-Carson, DeAndr	5	0	0	2	sub	sub	sub	sub	sub	X	X										0	0
24	Howard, Jordan	6	4	1	0	dnp	sub	sub	RB	RB	RB	RB										6	4
2	Hoyer, Brian	6	5	1	0	dnp	sub	QB	QB	QB	QB	QB										6	5
17	Jeffery, Alshon	7	7	0	0	WR	WR	WR	WR	WR	WR	WR										7	7
52	Jones, Christian	7	2	0	0	sub	sub	sub	sub	OLB	OLB	sub										9	0
29	Jones-Quartey, Harold	7	7	0	0	S	S	S	S	S	S	S										14	9
64	Kush, Eric	1	1	0	6	X	X	X	X	X	X	LG										1	1
44	Kwiatkoski, Nick	5	1	0	2	X	X	ILB	sub	sub	sub	sub										5	0
33	Langford, Jeremy	3	3	0	4	RB	RB	RB	X	X	X	X										0	0
62	Larsen, Ted	7	0	0	0	sub	sub	sub	sub	sub	sub	sub										14	0
22	LeBlanc, Cre'Von	5	1	0	2	X	X	sub	sub	sub	sub	NB										5	1
72	Leno Jr., Charles	7	7	0	0	LT	LT	LT	LT	LT	LT	LT										23	20
75	Long, Kyle	7	7	0	0	RG	RG	RG	RG	RG	RG	RG										24	24
70	Massie, Bobby	7	7	0	0	RT	RT	RT	RT	RT	RT	RT										15	15
27	McManis, Sherrick	7	0	0	0	sub	sub	sub	sub	sub	sub	sub										33	0
81	Meredith, Cameron	5	3	0	2	X	X	sub	sub	WR	WR	WR										5	3
86	Miller, Zach	7	6	0	0	sub	TE	TE	TE	TE	TE	TE										7	6
16	O'Donnell, Patrick	7	0	0	0	sub	sub	sub	sub	sub	sub	sub										19	0
85	Paulsen, Logan	7	6	0	0	TE	TE	sub	TE	TE	TE	TE										7	4
21	Porter, Tracy	7	7	0	0	CB	CB	CB	CB	CB	CB	CB										21	20
31	Prosinski, Chris	7	1	0	0	sub	sub	sub	sub	sub	sub	S										28	1
19	Royal, Eddie	6	1	0	1	sub	sub	WR	sub	sub	sub	X										0	0
48	Scales, Patrick	7	0	0	0	sub	sub	sub	sub	sub	sub	sub										12	0
71	Sitton, Josh	6	6	0	1	LG	LG	LG	LG	LG	LG	X										0	0
93	Sutton, Will	6	4	0	1	X	sub	NT	NT	NT	NT	sub										6	0
14	Thompson, Deonte	7	0	0	0	sub	sub	sub	sub	sub	sub	sub										15	0
53	Timu, John	4	1	0	0	ps	ps	ps	ILB	sub	sub	sub										4	0
59	Trevathan, Danny	5	3	0	2	ILB	ILB	X	X	ILB	ILB	sub										3	0
98	Unrein, Mitch	7	5	0	0	sub	sub	DE	DE	DE	DE	DE										20	5
90	Washington, Corneilus	6	0	0	1	sub	X	sub	sub	sub	sub	sub										5	0
65	Whitehair, Cody	7	7	0	0	C	C	C	C	C	C	C										7	7
97	Young, Willie	7	3	0	0	OLB	OLB	sub	sub	sub	sub	OLB										20	1

CAPS = starter / sub = reserve / x = inactive / dnp = did not play / 3TE = third tight end / NB = nickle back / 3S = third safety / ps = practice squad / nwt = not with team / sus = suspended/ exp = roster exemption

47	Lasike, Paul	2	1	0	0	sub	sub	X														0	0
58	Anderson, Jonathan	3	0	0	0	sub	sub	sub														0	0
13	White, Kevin	4	4	0	0	WR	WR	WR														0	0
35	Mostert, Raheem	2	0	0	0	ps	ps	sub														0	0
23	Fuller, Kyle	0	0	0	3	X	X	X														0	0
87	Scruggs, Greg	3	0	0	0	sub	sub	sub														0	0
58	Anderson, Jonathan	3	0	0	0	sub	sub	sub														0	0
99	Houston, Lamar	1	0	0	0	sub	sub	X														0	0



## CHICAGO BEARS 2016 GAME-BY-GAME LINE-UPS

OFFENSIVE STARTERS BY GAME													
DATE	OPPONENT	WR	LT	LG	C	RG	RT	TE	WR	QB	RB	FB/TE/3WR	
9/11	@ HOU	Jeffery	Leno	Sitton	Whitehair	Long	Massie	Paulsen	White	Cutler	Langford	Lasike	
9/19	vs PHI	Jeffery	Leno	Sitton	Whitehair	Long	Massie	Paulsen	White	Cutler	Langford	Miller	
9/25	@ DAL	Jeffery	Leno	Sitton	Whitehair	Long	Massie	Miller	White	Hoyer	Langford	Royal	
10/2	vs DET	Jeffery	Leno	Sitton	Whitehair	Long	Massie	Miller	White	Hoyer	Howard	Paulsen	
10/9	@ IND	Jeffery	Leno	Sitton	Whitehair	Long	Massie	Miller	Meredith	Hoyer	Howard	Paulsen	
10/16	vs JAC	Jeffery	Leno	Sitton	Whitehair	Long	Massie	Miller	Meredith	Hoyer	Howard	Paulsen	
10/20	@ GB	Jeffery	Leno	Kush	Whitehair	Long	Massie	Miller	Paulsen (3TE)	Hoyer	Howard	Braunecker	
10/31	vs MIN												
11/13	@ TB												
11/20	@ NYG												
11/27	vs TEN												
12/4	vs SF												
12/11	@ DET												
12/18	vs GB												
12/24	vs WAS												
1/1	@ MIN												

DEFENSIVE STARTERS BY GAME													
DATE	OPPONENT	DE	NT	DE	OLB	ILB	ILB	OLB	CB	CB	S	S	
9/11	@ HOU	Hicks	Goldman	Callahan (3CB)	Floyd	Freeman	Trevathan	Young	Porter	Glenn	Amos	Jones-Quartey	
9/19	vs PHI	Hicks	Goldman	Callahan (3CB)	Floyd	Freeman	Trevathan	Young	Porter	Glenn	Amos	Jones-Quartey	
9/25	@ DAL	Hicks	Sutton	Unrein	Floyd	Freeman	Kwiatkoski	Acho	Porter	Glenn	Amos	Jones-Quartey	
10/2	vs DET	Hicks	Sutton	Unrein	Floyd	Freeman	Timu	Acho	Porter	Callahan	Amos	Jones-Quartey	
10/9	@ IND	Hicks	Sutton	Unrein	Jones	Freeman	Trevathan	Acho	Porter	Callahan	Amos	Jones-Quartey	
10/16	vs JAC	Hicks	Sutton	Unrein	Jones	Freeman	Trevathan	Acho	Porter	Callahan	Amos	Jones-Quartey	
10/20	@ GB	Hicks	LeBlanc (3CB)	Unrein	Floyd	Freeman	Prosinski (3 S)	Young	Porter	Callahan	Amos	Jones-Quartey	
10/31	vs MIN												
11/13	@ TB												
11/20	@ BYG												
11/27	vs TEN												
12/4	vs SF												
12/11	@ DET												
12/18	vs GB												
12/24	vs WAS												
1/1	@ MIN												

SPECIALISTS BY GAME					INACTIVES BY GAME									
DATE	OPPONENT	K	P		Inactive Players									
9/11	@ HOU	Barth	O'Donnell		Bush	Fuller	Kush	Kwiatkoski	LeBlanc	Meredith	Sutton			
9/19	vs PHI	Barth	O'Donnell		Bush	Fuller	Kush	Kwiatkoski	LeBlanc	Meredith	Washington			
9/25	@ DAL	Barth	O'Donnell	Callahan	Carey	Cutler	Fuller	Goldman	Kush	Trevathan				
10/2	vs DET	Barth	O'Donnell	Bush	Carey	Cutler	Fuller	Goldman	Kush	Trevathan				
10/9	@ IND	Barth	O'Donnell	Bush	Cutler	Floyd	Goldman	Hall	Kush	Langford				
10/16	vs JAC	Barth	O'Donnell	Cutler	Floyd	Goldman	Hall	Houston-Carson	Kush	Langford				
10/20	@ GB	Barth	O'Donnell	Cutler	Goldman	Hall	Houston-Carson	Langford	Royal	Sitton				
10/31	vs MIN													
11/13	@ TB													
11/20	@ BYG													
11/27	vs TEN													
12/4	vs SF													
12/11	@ DET													
12/18	vs GB													
12/24	vs WAS													
1/1	@ MIN													

## CHICAGO BEARS 2016 GAME-BY-GAME OFFENSIVE STATS

	@HOU	PHI	@DAL	DET	@IND	JAC	@GB	MIN	@TB	@NYG	TEN	SF	@DET	GB	WAS	@MIN	Season
	9/11	9/19	9/25	10/2	10/9	10/16	10/20	10/31	11/13	11/20	11/27	12/4	12/11	12/18	12/24	1/1	Totals
<b>First Downs</b>	14	16	21	23	25	22	13										134
Rushing	3	6	3	6	7	5	3										33
Passing	10	9	18	16	17	16	9										95
Penalty	1	1	0	1	1	1	1										6
<b>Third Downs</b>	13	10	10	13	9	17	8										80
Converted	4	4	2	5	2	7	2										26
Efficiency	31.0%	40.0%	20.0%	38.0%	22.0%	41.0%	25.0%										32.5%
<b>Fourth Downs</b>	2	1	1	1	1	1	0										7
Converted	0	0	1	0	0	0	0										1
Efficiency	0.0%	0.0%	100.0%	0.0%	0.0%	0.0%	0.0%										14.3%
<b>Total Net Yards</b>	258	284	390	408	522	389	189										2,440
Plays	54	50	64	67	62	77	45										419
Avg. Per Play	4.8	5.7	6.1	6.1	8.4	5.1	4.2										5.8
<b>Net Yards Rushing</b>	73	64	73	114	125	92	69										615
Attempts	20	18	15	29	19	27	18										145
Avg. Per Rush	3.7	3.6	4.9	3.9	6.6	3.4	3.8										4.2
Touchdowns	1	1	0	0	0	1	0										3
<b>Net Yards Passing</b>	185	220	317	294	397	297	120										1,825
Sacked	5	3	1	2	0	1	1										13
Yards Lost	31	15	5	8	0	5	10										74
Gross Yards	216	235	317	302	397	302	130										1,899
Attempts	29	29	49	36	43	49	26										261
Completions	16	21	30	28	33	30	10										168
Completion Pct.	55.2%	72.4%	61.2%	77.8%	76.7%	61.2%	38.5%										64.4%
Yards Per Attempt	5.4	7.6	6.5	7.7	9.2	5.9	4.4										7.3
Touchdowns	1	0	2	2	2	0	0										7
Interceptions	1	1	0	0	0	0	2										4
<b>Touchdowns</b>	2	2	2	2	2	1	0										12
Rushing	1	1	0	0	0	1	0										3
Passing	1	0	2	2	2	0	0										7
Returns	0	1	0	0	0	0	1										2
<b>Penalties</b>	4	7	6	8	10	10	10										55
Yards Lost	30	60	45	55	80	87	108										465
<b>Fumbles</b>	2	2	4	0	3	1	0										12
Fumbles Lost	0	2	2	0	1	0	0										5
<b>Punts</b>	7	4	4	4	2	6	5										32
Gross Avg.	42.3	37.8	39.8	49	46.0	43.5	45										43.1
Net Avg.	38.1	37.8	39.0	14	36.0	43.0	43.8										36.8
Inside-the-20	2	1	1	0	0	4	3										11
Touchbacks	0	0	0	2	0	0	0										2
<b>FGs Attempted</b>	0	1	1	2	4	3	1										12
FGs Made	0	0	1	1	3	3	1										9
<b>PATs Made-Att.</b>	2-2	2-2	2-2	2-2	2-2	1-1	1-1										12-12
Kicking M-A	2-2	2-2	2-2	2-2	2-2	1-1	1-1										12-12
2-pt Rushing M-A	0-0	0-0	0-0	0-0	0-0	0-0	0-0										0-0
2-pt Passing M-A	0-0	0-0	0-0	0-0	0-0	0-0	0-0										0-0
<b>Kickoffs-EZ-TB</b>	3-2-0	3-2-0	4-3-3	4-4-1	6-5-3	5-5-4	3-3-1										28-24-12
<b>Safeties</b>	0	0	0	0	0	0	0										0
<b>Points Scored</b>	14	14	17	17	23	16	10										111
<b>Time of Possession</b>	23:41	23:55	24:41	33:14	30:05	35:47	20:24										27:24
	@HOU	PHI	@DAL	DET	@IND	JAC	@GB	MIN	@TB	@NYG	TEN	SF	@DET	GB	WAS	@MIN	
	9/11	9/19	9/25	10/2	10/9	10/16	10/20	10/31	11/13	11/20	11/27	12/4	12/11	12/18	12/24	1/1	

\* - Overtime

## OPPONENT 2016 GAME-BY-GAME OFFENSIVE STATS

	@HOU	PHI	@DAL	DET	@IND	JAC	@GB	MIN	@TB	@NYG	TEN	SF	@DET	GB	WAS	@MIN	Season
	9/11	9/19	9/25	10/2	10/9	10/16	10/20	10/31	11/13	11/20	11/27	12/4	12/11	12/18	12/24	1/1	Totals
<b>First Downs</b>	17	21	25	16	20	20	32										151
Rushing	5	7	14	5	5	3	5										44
Passing	12	12	10	9	14	12	21										90
Penalty	0	2	1	2	1	5	6										17
<b>Third Downs</b>	30	15	11	12	12	10	16										96
Converted	12	3	5	4	3	2	9										38
Efficiency	60.0%	20.0%	45.0%	33.3%	25.0%	20.0%	56.0%										39.6%
<b>Fourth Downs</b>	0	3	1	0	1	0	2										7
Converted	0	3	1	0	1	0	1										6
Efficiency	0.0%	100.0%	100.0%	0.0%	100.0%	0.0%	50.0%										85.7%
<b>Total Net Yards</b>	346	280	447	263	396	317	406										2,453
Plays	72	68	65	56	65	55	81										462
Avg. Per Play	4.8	4.1	6.9	4.7	6.1	5.8	5.0										5.3
<b>Net Yards Rushing</b>	129	100	199	66	98	54	103										749
Attempts	35	32	41	18	21	20	23										190
Avg. Per Rush	3.7	3.1	4.9	3.7	4.7	2.7	4.5										3.9
Touchdowns	0	2	3	0	0	1	0										6
<b>Net Yards Passing</b>	215	180	248	197	298	263	303										1,704
Sacked	2	2	0	2	5	2	2										15
Yards Lost	16	10	0	16	24	8	23										97
Gross Yards	231	190	248	213	322	271	326										1,801
Attempts	35	34	24	36	39	33	56										257
Completions	22	21	19	23	28	20	39										172
Completion Pct.	62.9%	61.8%	79.2%	63.9%	71.8%	60.6%	69.6%										66.9%
Yards Per Attempt	5.8	5.6	10.3	5.9	8.3	8.2	5.8										7.0
Touchdowns	2	1	1	0	2	1	3										10
Interceptions	1	0	0	2	0	1	0										4
<b>Touchdowns</b>	2	3	4	1	2	2	3										17
Rushing	0	2	3	0	0	1	0										6
Passing	2	1	1	0	2	1	3										10
Returns	0	0	0	1	0	0	0										1
<b>Penalties</b>	6	5	4	10	9	5	9										48
Yards Lost	69	34	45	76	68	50	56										398
<b>Fumbles</b>	1	0	1	0	2	2	2										8
Fumbles Lost	0	0	1	0	0	1	1										3
<b>Punts</b>	5	5	3	5	3	5	1										27
Gross Avg.	48.6	43.6	46.7	49	63.3	55.0	46										50.3
Net Avg.	40.6	30.6	41.0	45.6	56.7	52.2	46.0										43.9
Inside-the-20	1	1	2	1	2	2	0										9
Touchbacks	0	0	0	0	1	0	0										1
<b>FGs Attempted</b>	3	3	2	2	5	1	3										19
FGs Made	3	3	1	2	5	1	2										17
<b>PATs Made-Att.</b>	2-2	2-3	4-4	1-1	2-2	2-2	2-3										15-17
Kicking M-A	2-2	2-3	4-4	0-0	2-2	2-2	2-3										14-16
2-pt Rushing M-A	0-0	0-0	0-0	0-0	0-0	0-0	0-0										0-0
2-pt Passing M-A	0-0	0-0	0-0	1-1	0-0	0-0	0-0										1-1
<b>Kickoffs-EZ-TB</b>	6-3-1	7-3-2	6-5-5	4-2-2	8-7-5	4-4-4	6-4-4										41-28-23
<b>Safeties</b>	0	0	0	0	0	0	0										0
<b>Points Scored</b>	23	29	31	14	29	17	26										169
<b>Time of Possession</b>	36:19	36:05	35:19	26:46	29:55	24:13	39:36										32:36
	@HOU	PHI	@DAL	DET	@IND	JAC	@GB	MIN	@TB	@NYG	TEN	SF	@DET	GB	WAS	@MIN	
	9/11	9/19	9/25	10/2	10/9	10/16	10/20	10/31	11/13	11/20	11/27	12/4	12/11	12/18	12/24	1/1	

\* - Overtime

## CHICAGO BEARS 2016 INDIVIDUAL GAME-HIGHS

BEARS				OPPONENTS				
Date	Opponent	Player	No	PASSING	No	Player	Opponent	Date
10/16/16	JAC	Hoyer	49	Attempts	56	Rodgers	@ GB	10/20/16
10/9/16	@IND	Hoyer	33	Completions	39	Rodgers	@ GB	10/20/16
10/9/16	@IND	Hoyer	397	Yards	326	Rodgers	@ GB	10/20/16
10/2/16	DET	Hoyer	64	Long	51	Bortles	JAC	10/16/16
9/25/16	@ DAL	Hoyer	2	TDs	3	Rodgers	@ GB	10/20/16
10/20/16	@ GB	Barkley	2	INTs	2	Stafford	DET	10/2/16
Date	Opponent	Player	No	RECEIVING	No	Player	Opponent	Date
10/16/16	JAC	Meredith	11	Receptions	13	Adams	@ GB	10/20/16
10/9/16	@ IND	Meredith	130	Yards	171	Hilton	@ IND	10/9/16
9/11/16	DET	Royal	64	Long	51	Benn	JAC	10/16/16
9/25/16	@ DAL	Miller	2	TDs	2	Adams	@ GB	10/20/16
Date	Opponent	Player	No	RUSHING	No	Player	Opponent	Date
10/2/16	DET	Howard	23	Rushes	30	Elliot	@ DAL	9/25/16
10/9/16	@ IND	Howard	118	Yards	140	Elliot	@ DAL	9/25/16
10/9/16	@ IND	Howard	57	Long	30	Montgomery	@ GB	10/20/16
10/16/16	JAC	Howard	1	TDs	2	Mathews	PHI	9/19/16
Date	Opponent	Player	No	TACKLES	No	Player	Opponent	Date
9/11/16	@ HOU	Freeman	17	Total Tackles	11	Posluszny	JAC	10/16/16
10/20/16	@ GB	Freeman	10	Solos	10	Posluszny	JAC	10/16/16
9/11/16	@ HOU	Freeman	8	Assists	3	Martinez	@ GB	10/20/16
10/9/16	@ IND	Young	3.0	Sacks	2.0	Mercilus	@ HOU	9/11/16
9/19/16	PHI	Freeman	3	TFLs	2	Crawford	@ DAL	9/25/16
Date	Opponent	Player	No	INTERCEPTIONS	No	Player	Opponent	Date
10/16/16	JAC	Porter	1	INTs	1	Martinez	@ GB	10/20/16
10/16/16	JAC	Porter	25	Long Return	28	Bradham	PHI	9/19/16
				TDs				
Date	Opponent	Player	No	PUNT RETURNS	No	Player	Opponent	Date
9/11/16	@ HOU	Royal	4	Returns	3	Ervin	@ HOU	9/11/16
9/19/16	PHI	Royal	65	Yards	100	Roberts	DET	10/2/16
9/19/16	PHI	Royal	65	Long	85	Roberts	DET	10/2/16
9/19/16	PHI	Royal	1	TDs	1	Roberts	DET	10/2/16
Date	Opponent	Player	No	KICKOFF RETURNS	No	Player	Opponent	Date
9/11/16	@ HOU	Thompson	5	Returns	3	Ervin	@ HOU	9/11/16
9/11/16	@ HOU	Thompson	103	Yards	73	Ervin	@ HOU	9/11/16
10/9/16	@ IND	Thompson	32	Long	39	Bray	@ IND	10/9/16
				TDs				
Date	Opponent	Player	No	FIELD GOALS	No	Player	Opponent	Date
10/9/16	@ IND	Barth	4	Attempts	5	Vinatieri	@ IND	10/9/16
10/16/16	JAC	Barth	3	Made	5	Vinatieri	@ IND	10/9/16
10/9/16	@ IND	Barth	49	Long	54	Vinatieri	@ IND	10/9/16
Date	Opponent	Player	No	PUNTS	No	Player	Opponent	Date
9/11/16	@ HOU	O'Donnell	7	Punts	5	Lechler	@ HOU	9/11/16
9/11/16	@ HOU	O'Donnell	296	Yards	245	Martin	DET	10/2/16
10/2/16	DET	O'Donnell	49.0	Average	63.3	McAfee	@ IND	10/9/16
9/19/16	PHI	O'Donnell	51	Long	74	McAfee	@ IND	10/9/16
10/16/16	JAC	O'Donnell	4	In-20	2	Nortman	JAC	10/16/16
10/2/16	DET	O'Donnell	2	Touchbacks	1	McAfee	@ IND	10/9/16

## CHICAGO BEARS 2016 WEEK-BY-WEEK LEADERS

DATE	OPPONENT	Scoring	Rushing Yards	Receptions	Receiving Yards	Tackles
9/11	@ HOU	Langford, Royal- 6	Langford- 57	Jeffery- 4	Jeffery- 105	Freeman- 10
9/19	vs PHI	Langford, Royal-6	Langford-28	Jeffery-5	Jeffery-96	Glenn-7
9/25	@ DAL	Miller- 12	Howard-45	Miller-8	Miller-78	Freeman-12
10/2	vs DET	Miller, Royal-6	Howard-111	Royal-7	Royal-111	Freeman,Jones-Quartey-7
10/9	@ IND	Barth-11	Howard-118	Meredith-9	Meredith-130	Prosinski-8
10/16	vs JAC	Barth-10	Carey-50	Meredith-11	Meredith-113	Callahan-6
10/20	@ GB	Floyd-6	Carey-48	Jeffery-3	Miller-40	Freeman-13
10/31	vs MIN					
11/13	@ TB					
11/20	@ NYG					
11/27	vs TEN					
12/4	vs SF					
12/11	@ DET					
12/18	vs GB					
12/24	vs WAS					
1/1	@ MIN					
Most Times Led or Tied for Lead		Royal-3	Howard-3	Jeffery, Meredith-3	Jeffery, Miller, Meredith-2	Freeman-4

## CHICAGO BEARS 2016 QUARTER-BY-QUARTER SCORING

DATE	OPPONENT	BEARS								OPPONENTS								Point
		1	2	1H	3	4	2H	OT	TOT	1	2	1H	3	4	2H	OT	TOT	Differential
9/11	@ HOU	7	7	14	0	0	0	0	14	0	10	3	3	10	13	0	23	-9
9/19	vs PHI	0	7	7	0	7	7	0	14	3	6	9	13	7	20	0	29	-15
9/25	@ DAL	0	3	3	7	7	14	0	17	10	14	24	0	7	7	0	31	-14
10/2	vs DET	7	0	7	7	3	10	0	17	0	3	3	3	8	11	0	14	3
10/9	@ IND	3	10	13	0	10	10	0	23	3	13	16	3	10	13	0	29	-6
10/16	vs JAC	0	10	10	3	3	6	0	16	0	0	0	0	17	17	0	17	-1
10/20	@ GB	0	3	3	7	0	7	0	10	3	3	6	7	13	20	0	26	-16
10/31	vs MIN																	
11/13	@ TB																	
11/20	@ NYG																	
11/27	vs TEN																	
12/4	vs SF																	
12/11	@ DET																	
12/18	vs GB																	
12/24	vs WAS																	
1/1	@ MIN																	
Regular Season Totals		17	40	57	24	30	54	0	111	19	49	61	29	72	101	0	169	-58

## CHICAGO BEARS 2016 3rd & 4th DOWN EFFICIENCY

		OFFENSE											3rd DOWN	
DATE	OPPONENT	3rd & 1	3rd & 2	3rd & 3	3rd & 4	3rd & 5	3rd & 6	3rd & 7	3rd & 8	3rd & 9	3rd & 10+	TOTAL	4th Down	
9/11	@ HOU	0 / 0	0 / 2	1 / 1	0 / 1	1 / 1	0 / 4	1 / 1	0 / 0	0 / 0	1 / 3	4 / 13	0 / 2	
9/19	vs PHI	3 / 4	0 / 1	0 / 0	0 / 0	1 / 2	0 / 1	0 / 0	0 / 1	0 / 0	0 / 1	4 / 10	0 / 1	
9/25	@ DAL	0 / 0	0 / 1	0 / 1	0 / 0	1 / 2	0 / 0	0 / 0	0 / 0	0 / 0	1 / 6	2 / 10	1 / 1	
10/2	vs DET	0 / 0	0 / 0	1 / 1	1 / 1	0 / 1	0 / 0	1 / 2	1 / 3	0 / 1	1 / 4	5 / 13	0 / 1	
10/9	@ IND	0 / 0	1 / 1	0 / 0	0 / 0	1 / 2	0 / 0	0 / 0	0 / 1	0 / 1	0 / 4	2 / 9	0 / 1	
10/16	vs JAC	1 / 1	0 / 0	1 / 2	1 / 1	0 / 0	1 / 2	1 / 4	1 / 1	0 / 1	1 / 5	7 / 17	0 / 1	
10/20	@ GB	0 / 0	0 / 0	0 / 0	0 / 0	0 / 1	0 / 1	0 / 0	0 / 0	0 / 1	2 / 5	2 / 8	0 / 0	
10/31	vs MIN													
11/13	@ TB													
11/20	@ NYG													
11/27	vs TEN													
12/4	vs SF													
12/11	@ DET													
12/18	vs GB													
12/24	vs WAS													
1/1	@ MIN													
<b>TOTALS</b>		4 / 5	1 / 5	3 / 5	2 / 3	4 / 9	1 / 8	3 / 7	2 / 6	0 / 4	6 / 28	26 / 80	1 / 7	
		80.0%	20.0%	60.0%	66.7%	44.4%	12.5%	42.9%	33.3%	0.0%	21.4%	32.5%	14.3%	

3rd & 1-5	3rd & 6-10+	3rd & 1-3	3rd & 4-6	3rd & 7-10+
14 / 27	12 / 53	8 / 15	7 / 20	11 / 45
51.9%	22.6%	53.3%	35.0%	24.4%

		DEFENSE											3rd DOWN	
DATE	OPPONENT	3rd & 1	3rd & 2	3rd & 3	3rd & 4	3rd & 5	3rd & 6	3rd & 7	3rd & 8	3rd & 9	3rd & 10+	TOTAL	4th Down	
9/11	@ HOU	4 / 4	2 / 2	1 / 1	1 / 1	2 / 3	1 / 2	1 / 2	0 / 0	0 / 0	0 / 5	12 / 20	0 / 0	
9/19	vs PHI	0 / 0	0 / 0	0 / 1	1 / 2	1 / 1	0 / 1	1 / 2	0 / 0	1 / 2	0 / 6	4 / 15	3 / 3	
9/25	@ DAL	2 / 3	2 / 3	1 / 2	0 / 0	0 / 0	0 / 1	0 / 1	0 / 0	0 / 0	0 / 1	5 / 11	1 / 1	
10/2	vs DET	0 / 2	1 / 2	0 / 1	0 / 0	0 / 0	0 / 2	0 / 0	0 / 0	0 / 0	3 / 5	4 / 12	0 / 0	
10/9	@ IND	0 / 2	0 / 2	0 / 0	0 / 1	0 / 1	0 / 0	1 / 1	0 / 1	0 / 1	2 / 3	3 / 12	1 / 1	
10/16	vs JAC	0 / 0	0 / 0	0 / 1	0 / 2	0 / 0	0 / 2	1 / 2	1 / 1	0 / 1	0 / 1	2 / 10	0 / 0	
10/20	@ GB	1 / 1	3 / 3	0 / 2	1 / 2	2 / 2	1 / 1	0 / 0	1 / 1	0 / 0	0 / 4	9 / 16	1 / 2	
10/31	vs MIN													
11/13	@ TB													
11/20	@ NYG													
11/27	vs TEN													
12/4	vs SF													
12/11	@ DET													
12/18	vs GB													
12/24	vs WAS													
1/1	@ MIN													
<b>TOTALS</b>		7 / 12	8 / 12	2 / 8	3 / 8	5 / 7	2 / 9	4 / 8	2 / 3	1 / 4	5 / 25	39 / 96	6 / 7	
		58.3%	66.7%	25.0%	37.5%	71.4%	22.2%	50.0%	0.0%	25.0%	20.0%	40.6%	85.7%	

3rd & 1-5	3rd & 6-10+	3rd & 1-3	3rd & 4-6	3rd & 7-10+
25 / 47	14 / 49	17 / 32	10 / 24	12 / 40
53.2%	28.6%	53.1%	41.7%	30.0%

## CHICAGO BEARS 2016 RED ZONE EFFICIENCY

BEARS RED ZONE STATS																		
			Drives In		Scoring				Missed	Blocked				Avg.	GOAL - TO - GO			
DATE	OPONENT		Red Zone	Scores	%	TDs	TD %	FGs	FGs	FG	Turnovers	Downs	Time	Points	Drives	TDs	TD %	FGs
9/11	@	HOU	2	2	100.0%	2	100.0%	0	0	0	0	0	0	7.0	1	1	100.0%	0
9/19	vs	PHI	3	1	33.3%	1	33.3%	0	1	0	0	1	0	3.0	1	1	100.0%	0
9/25	@	DAL	4	3	75.0%	2	50.0%	1	0	0	0	0	1	4.3	2	2	100.0%	0
10/2	vs	DET	3	3	100.0%	2	66.6%	1	0	0	0	0	0	4.7	1	1	100.0%	0
10/9	@	IND	3	3	100.0%	1	33.3%	2	0	0	0	0	0	4.3	1	1	100.0%	0
10/16	vs	JAC	4	4	100.0%	1	25.0%	3	0	0	0	0	0	3.8	2	1	50.0%	1
10/20	@	GB	0	0	0.0%	0	0.0%	0	0	0	0	0	0	0.0	0	0	0.0%	0
10/31	vs	MIN																
11/13	@	TB																
11/20	@	NYG																
11/27	vs	TEN																
12/4	vs	SF																
12/11	@	DET																
12/18	vs	GB																
12/24	vs	WAS																
1/1	@	MIN																
<b>Totals</b>			19	16	84.2%	9	47.4%	7	1	0	0	1	1	4.7	8	7	87.5%	1
OPPONENT RED ZONE STATS																		
			Drives In		Scoring				Missed	Blocked				Avg.	GOAL - TO - GO			
DATE	OPONENT		Red Zone	Scores	%	TDs	TD %	FGs	FGs	FG	Turnovers	Downs	Time	Points	Drives	TDs	TD %	FGs
9/11	@	HOU	3	2	33.3%	1	33.3%	1	0	0	0	0	0	3.3	0	2	0.0%	1
9/19	vs	PHI	6	5	50.0%	3	50.0%	2	0	0	0	0	1	4.9	4	3	75.0%	1
9/25	@	DAL	4	4	100.0%	4	100.0%	0	0	0	0	0	0	7.0	3	3	100.0%	0
10/2	vs	DET	1	1	0.0%	0	0.0%	1	0	0	0	0	0	0.0	0	0	0.0%	0
10/9	@	IND	2	2	50.0%	1	50.0%	1	0	0	0	0	0	3.3	2	1	50.0%	1
10/16	vs	JAC	3	2	66.7%	1	33.3%	1	0	0	1	0	0	3.0	2	1	50.0%	0
10/20	@	GB	6	4	66.7%	3	50.0%	1	0	1	0	1	0	4.0	4	3	75.0%	0
10/31	vs	MIN																
11/13	@	TB																
11/20	@	NYG																
11/27	vs	TEN																
12/4	vs	SF																
12/11	@	DET																
12/18	vs	GB																
12/24	vs	WAS																
1/1	@	MIN																
<b>Totals</b>			25	20	80.0%	13	52.0%	7	0	1	1	1	1	5.1	15	13	87.5%	3

## CHICAGO BEARS 2016 DRIVE ENGINEERING

### BEARS OFFENSIVE DRIVES

DATE	OPPONENT	Total Drives	TDs	FGs	FG		Punt	Block	INT	Fumble	Downs	Time	Safety	Points	Scoring	1st Half	2nd Half
					Miss	Block									Efficiency	1st Drive	1st Drive
9/11	@ HOU	12	2	0	0	0	5	0	1	0	2	0	0	14	16.7%	TD	INT
9/19	vs PHI	11	1	0	1	0	4	0	1	2	1	0	0	14	18.1%	PUNT	FUMBLE
9/25	@ DAL	11	2	1	0	0	4	0	0	2	0	1	0	17	27.2%	PUNT	PUNT
10/2	vs DET	11	2	1	1	0	4	0	0	0	1	1	0	17	27.2%	PUNT	TD
10/9	@ IND	11	2	3	1	0	2	0	0	1	1	0	0	23	45.5%	FG	PUNT
10/16	vs JAC	11	1	3	0	0	6	0	0	0	1	0	0	16	36.4%	PUNT	PUNT
10/20	@ GB	9	0	1	0	0	5	0	2	0	0	1	0	10	11.1%	PUNT	PUNT
10/31	vs MIN																
11/13	@ TB																
11/20	@ NYG																
11/27	vs TEN																
12/4	vs SF																
12/11	@ DET																
12/18	vs GB																
12/24	vs WAS																
1/1	@ MIN																
<b>Totals</b>		<b>56</b>	<b>10</b>	<b>9</b>	<b>3</b>	<b>0</b>	<b>30</b>	<b>0</b>	<b>4</b>	<b>5</b>	<b>6</b>	<b>3</b>	<b>0</b>	<b>111</b>	<b>25.0%</b>	<b>10</b>	<b>7</b>

Drives aborted as a result of return TD: E. Royal 65-yard PR TD vs. PHI (9/19), L. Floyd Fum Rec in endzone for TD at GB (10/20).

### OPPONENT OFFENSIVE DRIVES

DATE	OPPONENT	Total Drives	TDs	FGs	FG		Punt	Block	INT	Fumble	Downs	Time	Safety	Points	Scoring	1st Half	2nd Half
					Miss	Block									Efficiency	1st Drive	1st Drive
9/11	@ HOU	13	2	3	0	0	5	0	1	0	0	2	0	23	38.5%	INT	FG
9/19	vs PHI	12	3	3	0	0	5	0	0	0	0	1	0	29	50.0%	FG	PUNT
9/25	@ DAL	10	4	1	1	0	3	0	0	1	0	0	0	31	50.0%	TD	FUMBLE
10/2	vs DET	9	1	2	0	0	5	0	2	0	0	0	0	14	33.3%	PUNT	FG
10/9	@ IND	11	2	5	0	0	3	0	0	0	0	0	0	29	63.7%	FG	PUNT
10/16	vs JAC	12	2	1	0	0	5	0	1	1	0	2	0	17	25.0%	INT	PUNT
10/20	@ GB	10	3	2	0	1	1	0	0	1	1	1	0	26	50.0%	FG	FUMBLE
10/31	vs MIN																
11/13	@ TB																
11/20	@ NYG																
11/27	vs TEN																
12/4	vs SF																
12/11	@ DET																
12/18	vs GB																
12/24	vs WAS																
1/1	@ MIN																
<b>Totals</b>		<b>55</b>	<b>17</b>	<b>17</b>	<b>1</b>	<b>1</b>	<b>27</b>	<b>0</b>	<b>4</b>	<b>3</b>	<b>1</b>	<b>6</b>	<b>0</b>	<b>169</b>	<b>47.3%</b>	<b>16</b>	<b>6</b>

Drives aborted as a result of return TD: A. Roberts (DET) 85-yard PR TD (10/2).



## CHICAGO BEARS 2016 TURNOVER BREAKDOWN

TAKE-AWAY / GIVE-AWAY RATIO = 1/1

BEARS TAKE-AWAYS											Points Off
Date	Opponent	QTR	Scrimmage	Player	Turnover (Forced By)	Take-Away	Yardline	Return	Drive Result	Turnover	
9/11/16	@HOU	1	CHI 34	Porter	INT	CHI 22	CHI 25	3	TD	7	
9/25/16	@DAL	3	DAL 31	Amons	FUMBLE (Glenn)	CHI 16	CHI 37	21	TD	7	
10/2/16	DET	2	CHI 22	Glenn	INT	CHI 13	CHI 34	21	End of Half	0	
10/2/16	DET	4	CHI 23	Hall	INT	CHI 14	CHI 14	0	PUNT	0	
10/16/16	JAC	1	CHI 6	Porter	INT	CHI -1	CHI 24	25	FG	3	
10/16/16	JAC	4	JAC 21	Hicks	FUMBLE (Young)	JAC 28	JAC 28	0	FG	3	
10/20/16	@ GB	3	GB 15	Floyd	FUMBLE (Floyd)	GB -4	GB -4	0	TD	7	
BEARS POINTS OFF TURNOVERS										27	

BEARS GIVE-AWAYS											Points Off
Date	Opponent	QTR	Scrimmage	Player	Turnover (Forced By)	Take-Away	Yardline	Return	Drive Result	Turnover	
9/11/16	@ HOU	3	CHI 22	Cutler	Hal	INT	CHI 37	CHI 22	FG	3	
9/19/16	PHI	3	PHI 43	Cutler	Vaeao	FUMBLE	PHI 47	PHI 47	PUNT	0	
9/19/16	PHI	3	CHI 24	Cutler	Bradham	INT	CHI 30	CHI 2	TD	7	
9/19/16	PHI	3	CHI 47	Langford	Logan	FUMBLE	CHI 46	CHI 46	TD	7	
9/25/16	@ DAL	3	CHI 40	Meredith	Wilcox	FUMBLE	CHI 36	CHI 36	MISSED FG	0	
9/25/16	@DAL	4	DAL 39	Hoyer	Mayowa	FUMBLE	DAL 44	DAL 44	PUNT	0	
10/9/16	@ IND	4	CHI 15	Meredith	Melvin	FUMBLE	CHI 27	CHI 29	FG	3	
10/20/16	@ GB	4	CHI 30	Barkley	Martinez	INT	CHI 42	CHI 38	BLOCKED FG	0	
10/20/16	@ GB	4	GB 42	Barkley	Perry	INT	GB 40	GB 40	END OF GAME	0	
OPPONENTS POINTS OFF TURNOVERS										20	

## CHICAGO BEARS 2016 TURNOVER RATIO

			TAKE-AWAYS			POINTS OFF TURNOVERS				Total
			INTs	Fumbles	Total	Scores	TDs	FGs	Conv. %	Points
BEARS			4	3	7	4	3	2	100.0%	27
OPPONENTS			4	5	9	4	2	2	50.0%	20
			TAKE-AWAYS			GIVE-AWAYS			Net	
DATE	OPPONENT		INTs	Fumbles	Total	INTs	Fumbles	Total	Differential	Result
9/11	@	HOU	1	0	1	1	0	1	0	L
9/19	vs	PHI	0	0	0	1	2	3	-3	L
9/25	@	DAL	0	1	1	0	2	2	-1	L
10/2	vs	DET	2	0	2	0	0	0	2	W
10/9	@	IND	0	0	0	0	1	0	-1	L
10/16	vs	JAC	1	1	2	0	0	0	2	L
10/20	@	GB	0	1	1	2	0	2	-2	L
10/31	vs	MIN								
11/13	@	TB								
11/20	@	NYG								
11/27	vs	TEN								
12/4	vs	SF								
12/11	@	DET								
12/18	vs	GB								
12/24	vs	WAS								
1/1	@	MIN								
<b>Totals</b>			4	3	7	4	5	8	-3	1-6















# CHICAGO BEARS 2016 WEEK-BY-WEEK NFL RANKINGS

OFFENSE										SPECIAL TEAMS				
Week	Total Yds per GM	Rush Yds per GM	Pass Yds per GM	1st DNs per GM	Points per GM	PCT had INT	Sacks per PA	3rd DN EFF	Week	Punt Ret. Avg.	KR Avg.	Gross Punt Avg.	Net Punt Avg.	
1	258.0	73.0	185.0	14.0	14.0	3.4%	0.17	30.8%	1	10.0	20.6	48.6	40.6	
	29	23	25	28t	26	27	30t	23		11	16	25	23t	
2	271.0	68.5	202.5	15.0	14.0	3.4%	0.14	34.8%	2	21.0	19.3	40.6	38.0	
	31	25t	29	29t	30	27	32	22t		2	20	27	26	
3	310.7	70.0	240.7	17.0	15.0	1.9%	0.07	30.3%	3	17.4	19.5	40.4	38.3	
	27	29	23	28t	30	15	26	26		4	23	29	24	
4	335.0	82.3	252.8	18.5	15.5	1.3%	0.08	32.6%	4	13.9	20.3	42.2	33.2	
	24	26	15	25	31t	10	25	27		8	19	28	31	
5	372.4	90.8	281.6	19.8	17.0	1.1%	0.06	30.9%	5	13.9	21.1	42.6	33.4	
	9	19	6	21t	30	7	16	29		8	18	27	32	
6	375.2	91.0	284.2	20.2	16.8	0.8%	0.05	33.3%	6	11.8	21.1	42.8	35.6	
	7	23	4	17t	32	5	12	28t		11	18	29	30	
7	348.6	87.9	260.7	19.1	15.9	1.5%	0.05	32.5%	7	11.8	20.3	43.1	36.8	
	16t	25	11	20t	32	10	10	30		7	21	28	30	
8									8					
9									9					
BYE									BYE					
10									10					
11									11					
12									12					
13									13					
14									14					
15									15					
16									16					
17									17					

DEFENSE										COVERAGE				
Week	Total Yds per GM	Rush Yds per GM	Pass Yds per GM	1st DNs per GM	Points per GM	PCT had INT	Sacks per PA	3rd DN EFF	Week	Punt Ret. Avg.	KR Avg.	Gross Punt Avg.	Net Punt Avg.	
1	344.0	129.0	215.0	17.0	23.0	2.8%	0.06	60.0%	1	9.7	24.3	42.3	38.1	
	16t	16	12	7	18	10t	16t	29t		21	24	20	18	
2	312.0	114.5	197.5	19.0	26.0	1.4%	0.06	42.9%	2	9.7	26.0	46.1	35.6	
	9	22	6	10	24	18	16	18t		19t	25	21	4	
3	357.0	142.7	214.3	21.0	27.7	1.1%	0.04	43.5%	3	8.0	25.8	46.2	36.8	
	16	31	10	18t	24t	25	20	22t		10t	25	20	6	
4	333.5	123.5	210.0	19.8	24.3	2.3%	0.05	41.4%	4	22.0	25.1	47.0	39.3	
	10	26	8	15t	19	16	21	16		31	24	20	14	
5	346.0	118.4	227.6	19.8	25.2	1.8%	0.07	38.6%	5	21.7	24.9	49.3	41.8	
	14	24	12	14t	21	22	14	16		31	25	29	23	
6	341.2	107.7	233.5	19.8	23.8	2.0%	0.06	36.3%	6	19.4	25.0	50.4	43.8	
	11	18	10	14	19	17	14	11		32	24	26	31	
7	350.4	107.0	243.4	21.6	24.1	1.5%	0.06	39.6%	7	17.9	24.0	50.3	43.9	
	12	17	16	25	20	24	16	16		31	22t	31	30	
8									8					
9									9					
BYE									BYE					
10									10					
11									11					
12									12					
13									13					
14									14					
15									15					
16									16					
17									17					

## CHICAGO BEARS 2016 RECORD WHEN ...

SITUATIONS	2006	2007	2008	2009	2010	2011	2012	2013	2014	2015	2016
REGULAR SEASON	13 - 3	7 - 9	9 - 7	7 - 9	11 - 5	8 - 8	10 - 6	8 - 8	5 - 11	6 - 10	1 - 6
POST-SEASON	2 - 1				1 - 1						
HOME	6 - 2	4 - 4	6 - 2	5 - 3	5 - 3	5 - 3	5 - 3	5 - 3	2 - 6	1 - 7	1 - 2
ROAD	7 - 1	3 - 5	3 - 5	2 - 6	6 - 2	3 - 5	5 - 3	3 - 5	3 - 5	5 - 3	0 - 4
vs. NFC Central/North	5 - 1	2 - 4	4 - 2	3 - 3	5 - 1	3 - 3	3 - 3	2 - 4	1 - 5	1 - 5	1 - 1
HOME	2 - 1	1 - 2	3 - 0	2 - 1	3 - 0	2 - 1	2 - 1	1 - 2	1 - 2	0 - 3	1 - 0
ROAD	3 - 0	1 - 2	1 - 2	1 - 2	2 - 1	1 - 2	1 - 2	1 - 2	0 - 3	1 - 2	0 - 1
vs. NFC	11 - 1	4 - 8	7 - 5	5 - 7	8 - 4	7 - 5	7 - 5	4 - 8	4 - 8	3 - 9	1 - 3
HOME	5 - 1	2 - 4	5 - 1	3 - 3	4 - 2	4 - 2	4 - 2	3 - 3	2 - 4	0 - 7	1 - 1
ROAD	6 - 0	2 - 4	2 - 4	2 - 4	4 - 2	3 - 3	3 - 3	1 - 5	2 - 4	3 - 2	0 - 2
vs. AFC	2 - 2	3 - 1	2 - 2	2 - 2	3 - 1	1 - 3	3 - 1	4 - 0	1 - 3	3 - 1	0 - 3
HOME	1 - 1	2 - 0	1 - 1	2 - 0	1 - 1	1 - 1	1 - 1	2 - 0	0 - 2	1 - 1	0 - 1
ROAD	1 - 1	1 - 1	1 - 1	0 - 2	2 - 0	0 - 2	2 - 0	2 - 0	1 - 1	2 - 0	0 - 2
OUTDOORS	10 - 3	7 - 7	7 - 5	6 - 7	8 - 5	7 - 6	8 - 5	8 - 5	4 - 10	5 - 9	1 - 3
DOMES	3 - 0	0 - 2	2 - 2	1 - 2	3 - 0	1 - 2	2 - 1	0 - 3	1 - 1	1 - 1	0 - 3
NATURAL GRASS	8 - 2	7 - 6	6 - 5	5 - 4	7 - 3	6 - 5	8 - 4	7 - 5	3 - 7	4 - 7	1 - 2
ARTIFICIAL SURFACE	5 - 1	0 - 3	3 - 2	2 - 5	4 - 2	2 - 3	2 - 2	1 - 3	2 - 4	2 - 3	0 - 4
Positive Turnover Margin	9 - 1	3 - 2	4 - 1	6 - 1	7 - 0	4 - 2	9 - 3	5 - 0	4 - 2	2 - 2	1 - 1
Negative Turnover Margin	1 - 2	2 - 6	2 - 2	0 - 6	3 - 2	1 - 4	1 - 3	2 - 4	1 - 9	3 - 5	0 - 4
Equal Turnover Margin	3 - 0	2 - 1	3 - 4	1 - 2	1 - 3	3 - 2	0 - 0	1 - 4	0 - 0	1 - 3	0 - 1
SCORE FIRST	8 - 1	4 - 6	6 - 5	4 - 1	6 - 3	5 - 3	7 - 2	3 - 3	1 - 3	1 - 3	1 - 3
OPP. SCORES FIRST	5 - 2	3 - 3	3 - 2	3 - 8	5 - 2	3 - 5	3 - 4	5 - 5	4 - 8	5 - 7	0 - 3
ALLOW 0-17 POINTS	8 - 1	4 - 2	5 - 0	3 - 1	6 - 3	4 - 2	5 - 2	0 - 0	3 - 1	3 - 1	1 - 1
ALLOW 18+ POINTS	5 - 2	3 - 7	4 - 7	4 - 8	5 - 2	4 - 6	5 - 4	8 - 8	2 - 10	3 - 9	0 - 5
SCORE 0-17 POINTS	1 - 3	1 - 5	0 - 4	2 - 7	1 - 4	1 - 6	1 - 6	0 - 1	0 - 7	1 - 2	1 - 5
SCORE 18+ POINTS	12 - 0	6 - 3	9 - 3	5 - 2	10 - 1	7 - 2	9 - 0	8 - 7	5 - 4	5 - 8	0 - 1
3-POINT GAMES OR LESS	3 - 0	2 - 1	2 - 3	1 - 0	2 - 2	0 - 1	2 - 0	3 - 2	0 - 1	3 - 4	1 - 1
7-POINT GAMES OR LESS	4 - 1	3 - 4	5 - 5	3 - 5	6 - 3	4 - 2	2 - 3	5 - 2	0 - 4	4 - 6	0 - 1
IN OVERTIME	1 - 0	1 - 0	2 - 1	1 - 0	0 - 0	0 - 1	0 - 1	1 - 1	0 - 1	0 - 2	0 - 0
WIN COIN TOSS	8 - 0	4 - 6	4 - 5	5 - 1	6 - 5	4 - 5	5 - 4	4 - 4	3 - 5	2 - 5	0 - 1
LOSE COIN TOSS	5 - 3	3 - 3	5 - 2	2 - 8	5 - 0	4 - 3	5 - 2	4 - 4	2 - 6	4 - 5	1 - 5
LEAD AFTER 1st QTR	6 - 1	2 - 4	6 - 4	3 - 0	6 - 0	6 - 1	8 - 1	2 - 3	1 - 2	1 - 0	1 - 2
TRAIL AFTER 1st QTR	3 - 1	3 - 1	0 - 3	3 - 5	3 - 2	1 - 3	0 - 3	3 - 3	3 - 5	4 - 9	0 - 3
TIED AFTER 1st QTR	4 - 1	2 - 4	3 - 0	1 - 4	2 - 3	1 - 4	2 - 2	3 - 2	1 - 4	1 - 1	0 - 1
LEAD @ HALFTIME	9 - 0	3 - 4	7 - 1	4 - 0	6 - 2	8 - 2	8 - 0	5 - 0	3 - 1	4 - 1	1 - 2
TRAIL @ HALFTIME	3 - 3	3 - 2	2 - 5	1 - 9	4 - 3	0 - 5	1 - 6	2 - 7	2 - 8	2 - 7	0 - 4
TIED @ HALFTIME	1 - 0	1 - 3	0 - 1	2 - 0	1 - 0	0 - 1	1 - 0	1 - 1	0 - 2	0 - 2	0 - 0
LEAD AFTER 3rd QTR	11 - 0	3 - 3	7 - 2	6 - 3	8 - 0	7 - 1	9 - 1	4 - 2	4 - 2	2 - 1	1 - 2
TRAIL AFTER 3rd QTR	2 - 3	3 - 6	2 - 5	1 - 6	3 - 4	1 - 7	1 - 5	3 - 6	1 - 8	4 - 7	0 - 4
TIED AFTER 3rd QTR	0 - 0	1 - 0	0 - 0	0 - 0	0 - 1	0 - 0	0 - 0	1 - 0	0 - 1	0 - 2	0 - 0
TOTAL NET YARDS											
0-200	2 - 0	0 - 0	0 - 0	0 - 1	0 - 2	0 - 1	0 - 3	0 - 0	0 - 0	0 - 1	0 - 1
201-300	1 - 1	6 - 4	4 - 5	3 - 5	5 - 1	2 - 4	5 - 1	1 - 1	3 - 5	1 - 1	0 - 2
301-400	8 - 2	1 - 4	4 - 1	3 - 2	5 - 2	6 - 1	3 - 1	3 - 3	0 - 4	4 - 6	0 - 2
401 +	2 - 0	0 - 1	1 - 1	1 - 1	1 - 0	0 - 2	2 - 1	4 - 4	2 - 2	1 - 2	1 - 1
TOTAL RUSHING YARDS											
0-74	2 - 0	1 - 5	3 - 1	1 - 5	1 - 4	0 - 2	0 - 0	0 - 2	2 - 6	0 - 0	0 - 4
75-99	2 - 0	3 - 3	3 - 3	1 - 2	1 - 0	3 - 1	2 - 2	1 - 2	1 - 2	2 - 6	0 - 1
100-124	3 - 1	2 - 1	0 - 2	2 - 1	6 - 1	2 - 2	3 - 3	3 - 1	1 - 0	2 - 2	1 - 0
125-149	3 - 1	1 - 0	0 - 0	1 - 1	2 - 0	0 - 0	1 - 1	2 - 3	1 - 1	0 - 0	0 - 1
150 +	3 - 1	0 - 0	3 - 1	2 - 0	1 - 0	3 - 3	4 - 0	2 - 0	0 - 2	2 - 2	0 - 0
100-YARD RUSHER	4 - 1	2 - 0	3 - 0	2 - 0	3 - 0	3 - 3	3 - 0	3 - 2	1 - 2	0 - 1	1 - 1
NET PASSING YARDS											
0-149	3 - 0	1 - 1	3 - 2	1 - 2	1 - 3	3 - 3	2 - 4	0 - 0	1 - 0	0 - 1	0 - 1
150-199	1 - 3	3 - 3	3 - 2	2 - 2	5 - 0	0 - 1	3 - 0	1 - 1	2 - 4	2 - 4	0 - 1
200-249	4 - 0	2 - 3	1 - 2	1 - 1	3 - 1	2 - 3	2 - 1	2 - 2	0 - 1	2 - 2	0 - 1
250-299	4 - 0	0 - 1	1 - 1	3 - 2	1 - 1	3 - 1	1 - 0	4 - 1	0 - 4	1 - 2	1 - 1
300 +	1 - 0	1 - 1	1 - 0	0 - 2	1 - 0	0 - 0	2 - 1	1 - 4	2 - 2	1 - 1	0 - 2
300-YARD PASSER	1 - 0	1 - 1	1 - 0	0 - 3	1 - 0	1 - 1	1 - 0	1 - 4	2 - 2	1 - 2	1 - 3
100-YARD RECEIVER	5 - 1	0 - 1	0 - 1	1 - 2	2 - 1	0 - 2	5 - 3	4 - 6	3 - 4	2 - 4	1 - 3

## UPDATED SERIES RECORDS

Includes Postseason										
	W	L	T	PCT.	PF	PA	LG W STRK	LONG L STRK	CURRENT STRK	
<b>NFC EAST</b>										
Dallas	11	15	0	0.423	476	530	3	6	L1	
N.Y. Giants	33	22	2	0.600	995	832	5	4	W1	
Philadelphia	30	13	1	0.698	912	629	11	5	L1	
Washington	23	25	1	0.479	1049	893	6	6	L6	
<b>Div. Totals</b>	<b>97</b>	<b>75</b>	<b>4</b>	<b>0.564</b>	<b>3432</b>	<b>2884</b>				
<b>NFC NORTH</b>										
Chicago	--	--	--	--	--	--	--	--	--	
Detroit	97	71	5	0.577	3341	3071	11	6	L6	
Green Bay	94	93	6	0.503	3294	3279	8	10	W1	
Minnesota	51	57	2	0.472	2159	2311	6	8	L3	
<b>Div. Totals</b>	<b>242</b>	<b>221</b>	<b>13</b>	<b>0.523</b>	<b>8794</b>	<b>8661</b>				
<b>NFC WEST</b>										
Arizona	58	28	6	0.674	1718	1175	9	4	L1	
St. Louis	53	36	3	0.594	2139	1847	8	5	W1	
San Francisco	30	33	1	0.476	1267	1460	3	6	L1	
Seattle	6	11	0	0.353	352	381	2	4	L3	
<b>Div. Totals</b>	<b>147</b>	<b>108</b>	<b>10</b>	<b>0.576</b>	<b>5476</b>	<b>4863</b>				
<b>NFC SOUTH</b>										
Atlanta	14	12	0	0.538	498	447	5	5	W2	
Carolina	5	4	0	0.556	200	191	3	2	L1	
New Orleans	15	14	0	0.517	603	559	4	3	L3	
Tampa Bay	38	18	0	0.679	1214	887	12	6	W3	
<b>Div. Totals</b>	<b>72</b>	<b>48</b>	<b>0</b>	<b>0.600</b>	<b>2515</b>	<b>2084</b>				
<b>NFC TOTALS</b>	<b>558</b>	<b>452</b>	<b>29</b>	<b>0.552</b>	<b>20217</b>	<b>18492</b>				
<b>AFC EAST</b>										
Buffalo	7	5	0	0.583	240	185	2	2	L1	
Miami	4	8	0	0.333	208	304	2	4	L1	
New England	4	9	0	0.308	219	298	3	4	L4	
N.Y. Jets	8	3	0	0.727	221	168	4	2	W4	
<b>Div. Totals</b>	<b>23</b>	<b>25</b>	<b>0</b>	<b>0.479</b>	<b>888</b>	<b>955</b>				
<b>AFC NORTH</b>										
Baltimore	3	2	0	0.600	70	77	1	1	W1	
Cincinnati	4	6	0	0.400	181	181	2	2	W1	
Cleveland	6	9	0	0.400	277	379	1	3	W2	
Pittsburgh	21	7	1	0.750	587	390	13	2	W2	
<b>Div. Totals</b>	<b>34</b>	<b>24</b>	<b>1</b>	<b>0.586</b>	<b>1115</b>	<b>1027</b>				
<b>AFC WEST</b>										
Denver	7	8	0	0.467	291	250	3	2	L2	
Kansas City	7	5	0	0.583	185	224	3	1	W1	
Oakland	7	7	0	0.500	256	249	3	3	W1	
San Diego	7	5	0	0.353	204	232	3	3	W2	
<b>Div. Totals</b>	<b>28</b>	<b>25</b>	<b>0</b>	<b>0.528</b>	<b>936</b>	<b>955</b>				
<b>AFC SOUTH</b>										
Houston	0	4	0	0.000	49	91	0	4	L4	
Indianapolis	19	24	0	0.442	866	898	6	7	W2	
Jacksonville	4	3	0	0.571	153	99	1	1	W2	
Tennessee	6	5	0	0.545	238	245	3	2	W1	
<b>Div. Totals</b>	<b>29</b>	<b>36</b>	<b>0</b>	<b>0.446</b>	<b>1306</b>	<b>1333</b>				
<b>AFC TOTALS</b>	<b>114</b>	<b>110</b>	<b>1</b>	<b>0.509</b>	<b>4245</b>	<b>4270</b>				

## HOW THEY GOT TO THE NFL

### FIRST ROUND ( 3 )

Leonard Floyd (9), 2016  
Kyle Long (20), 2013  
Jay Cutler (11), 2006 [DEN]

### SECOND ROUND ( 6 )

Cody Whitehair (56), 2016  
Eddie Goldman (39), 2015  
Alshon Jeffery (45), 2012  
Mike Adams (56), 2012  
Tracy Porter (40), 2008 [NO]  
Eddie Royal (42), 2008 [DEN]

### THIRD ROUND ( 3 )

Jonathan Bullard (72), 2016  
Will Sutton (82), 2014  
Akiem Hicks (89), 2012 [NO]

### FOURTH ROUND ( 10 )

Nick Kwiatkowski (113), 2016  
Deon Bush (124), 2016  
Deiondre' Hall (127), 2016  
Jeremy Langford (106), 2015  
Ka'Deem Carey (117), 2014  
Matt Barkley (98), 2013, [PHI]  
Bobbie Massie (112), 2012 [ARI]  
Sam Acho (103), 2011 [ARI]  
Chris Prosinski (121), 2011 [JAX]  
Josh Sitton (135), 2008 [GB]

### FIFTH ROUND ( 4 )

Jordan Howard (150), 2016  
Adrian Amos (142), 2015  
Pernell McPhee (165), 2011 [BAL]  
Sherrick McManis (144), 2010 [HOU]

### SIXTH ROUND ( 7 )

DeAndre Houston-Carson (185), 2016  
Patrick O'Donnell (191), 2014  
Eric Kush (170), 2013 [KC]  
Cornelius Washington (188), 2013  
Danny Trevathan (188), 2012 [DEN]  
Ted Larsen (205), 2010 [NE]  
Zach Miller (180), 2009 [JAX]

### SEVENTH ROUND ( 2 )

Charles Leno, Jr. (246), 2014  
Willie Young (213), 2010 [DET]

### UNDRAFTED F.A. ( 18 )

Ben Braunecker, 2016  
Cre'Von LeBlanc, 2016 [NE]  
De'Vante Bausby, 2015 [KC]  
Bryce Callahan, 2015  
Jacoby Glenn, 2015  
Harold Jones-Quartey, 2015 [ARI]  
Cameron Meredith, 2015  
John Timu, 2015

Christian Jones, 2014  
Joshua Bellamy, 2012 [KC]  
Jerrell Freeman, 2012 [IND]  
Deonte Thompson, 2012 [BAL]  
Patrick Scales, 2011 [BAL]  
Joiqie Bell, 2010 [BUF]  
Logan Paulson, 2010 [WAS]  
Mitch Unrein, 2010 [HOU]  
Brian Hoyer, 2009 [NE]  
Connor Barth, 2008 [KC]

## HOW THEY GOT TO CHICAGO

### FIRST ROUND ( 2 )

Leonard Floyd (9), 2016  
Kyle Long (20), 2013

### SECOND ROUND ( 2 )

Eddie Goldman (39), 2015  
Alshon Jeffery (45), 2012

### THIRD ROUND ( 2 )

Jonathan Bullard (72), 2016  
Will Sutton (82), 2014

### FOURTH ROUND ( 5 )

Nick Kwiatkowski (113), 2016  
Deon Bush (124), 2016  
Deiondre' Hall (127), 2016  
Jeremy Langford (106), 2015  
Ka'Deem Carey (117), 2014

### FIFTH ROUND ( 2 )

Jordan Howard (150), 2016  
Adrian Amos (142), 2015

### SIXTH ROUND ( 3 )

DeAndre Houston-Carson (185), 2016  
Patrick O'Donnell (191), 2014  
Cornelius Washington (188), 2013

### SEVENTH ROUND ( 1 )

Charles Leno, Jr. (246), 2014

### UNRESTRICTED F.A. ( 11 )

Jerrell Freeman, 2016 [IND]  
Akiem Hicks, 2016 [NE]  
Ted Larsen, 2016 [ARI]  
Bobbie Massie, 2016 [ARI]  
Logan Paulsen, 2016 [WAS]  
Danny Trevathan, 2016 [DEN]  
Garry Williams, 2016 [CAR]  
Sam Acho, 2015 [ARZ]  
Pernell McPhee, 2015 [BAL]  
Eddie Royal, 2015 [SD]  
Willie Young, 2014 [DET]

### UNDRAFTED F.A. ( 6 )

Ben Braunecker, 2016  
Bryce Callahan, 2015  
Jacoby Glenn, 2015  
Cameron Meredith, 2015  
John Timu, 2015  
Christian Jones, 2014

### WAIVED F.A. ( 13 )

Mike Adams, 2016 [PIT]  
Matt Barkley, 2016 [ARI]  
Connor Barth, 2016 [TB]  
Joiqie Bell, 2016 [DET]  
Brian Hoyer, 2016 [HOU]

Josh Sitton, 2016 [GB]  
De'Vante Bausby, 2015 [KC]  
Tracy Porter, 2015 [WAS]  
Chris Prosinski, 2015 [PHI]  
Patrick Scales, 2015 [BAL]  
Deonte Thompson, 2015 [BUF]  
Mitch Unrein, 2015 [SD]  
Zach Miller, 2013 [TB]

### WAIVER CLAIM ( 4 )

Eric Kush, 2016 [LA]  
Cre'Von LeBlanc, 2016 [NE]  
Harold Jones-Quartey, 2015 [ARI]  
Joshua Bellamy, 2014 [WAS]

### TRADE ( 2 )

Sherrick McManis, 2012 [HOU]  
Jay Cutler, 2009 [DEN]

## Transactions 2016



Season	Player	Position	College	Start Team	End Team	Transaction Date	Description	Initial Status	Result
2016	Pernell McPhee	LB	Mississippi State	Chicago Bears	Chicago Bears	10/20/2016	Activated, from Reserve	R/PUP	Active
2016	Paula Lasike	RB	Brigham Young	Chicago Bears	Chicago Bears	10/20/2016	Waived, No Recall	Active	Waivers
2016	Eric Kush	G	California, Pa.	Chicago Bears	Chicago Bears	10/19/2016	Activated, from Inactive	Inactive	Active
2016	DeAndre Houston-Carson	S	William & Mary	Chicago Bears	Chicago Bears	10/19/2016	Activated, from Inactive	Inactive	Active
2016	Eddie Goldman	NT	Florida State	Chicago Bears	Chicago Bears	10/19/2016	Activated, from Inactive	Inactive	Active
2016	Leonard Floyd	LB	Georgia	Chicago Bears	Chicago Bears	10/19/2016	Activated, from Inactive	Inactive	Active
2016	Jay Cutler	QB	Vanderbilt	Chicago Bears	Chicago Bears	10/19/2016	Activated, from Inactive	Inactive	Active
2016	Jeremy Langford	RB	Michigan State	Chicago Bears	Chicago Bears	10/19/2016	Activated, from Inactive	Inactive	Active
2016	Deiondre' Hall	CB	Northern Iowa	Chicago Bears	Chicago Bears	10/19/2016	Activated, from Inactive	Inactive	Active
2016	Pernell McPhee	LB	Mississippi State	Chicago Bears	Chicago Bears	10/14/2016	Returned to Practice	R/PUP	R/PUP
2016	Jeremy Langford	RB	Michigan State	Chicago Bears	Chicago Bears	10/12/2016	Activated, from Inactive	Inactive	Active
2016	Eddie Goldman	NT	Florida State	Chicago Bears	Chicago Bears	10/12/2016	Activated, from Inactive	Inactive	Active
2016	Leonard Floyd	LB	Georgia	Chicago Bears	Chicago Bears	10/12/2016	Activated, from Inactive	Inactive	Active
2016	Jay Cutler	QB	Vanderbilt	Chicago Bears	Chicago Bears	10/12/2016	Activated, from Inactive	Inactive	Active
2016	Deon Bush	S	Miami	Chicago Bears	Chicago Bears	10/12/2016	Activated, from Inactive	Inactive	Active
2016	Eric Kush	G	California, Pa.	Chicago Bears	Chicago Bears	10/12/2016	Activated, from Inactive	Inactive	Active
2016	Demontre Hurst	CB	Oklahoma		Chicago Bears	10/12/2016	Practice Squad Exception	Free Agent	PS; Exc
2016	Deiondre' Hall	CB	Northern Iowa	Chicago Bears	Chicago Bears	10/12/2016	Activated, from Inactive	Inactive	Active
2016	De'Vante Bausby	CB	Pittsburg State	Chicago Bears		10/11/2016	Terminated (by Player) from Practice Squad	Practice Squad	FA (From PS)
2016	De'Vante Bausby	CB	Pittsburg State		Chicago Bears	10/11/2016	Free Agent Signing	FA (From PS)	Active
2016	Demontre Hurst	CB	Oklahoma	Chicago Bears		10/11/2016	Terminated Via Waivers, all contracts	Waivers/No Rec.	Free Agent
2016	Rory Anderson	TE	South Carolina	Chicago Bears	Chicago Bears	10/11/2016	Practice Squad; Injured	Practice Squad	Prac Squad
2016	Darius Jennings	WR	Virginia		Chicago Bears	10/11/2016	Practice Squad	Free Agent	Practice Squad
2016	Marcel Jensen	TE	Fresno State		Chicago Bears	10/10/2016	Practice Squad	Free Agent	Practice Squad
2016	Demontre Hurst	CB	Oklahoma	Chicago Bears	Chicago Bears	10/10/2016	Waived, No Recall	Active	Waivers
2016	Clifford Wilson	DE	East Carolina	Chicago Bears		10/08/2016	Terminated, Vested Veteran, all contracts	Active	Free Agent
2016	Demontre Hurst	CB	Oklahoma		Chicago Bears	10/08/2016	Free Agent Signing	FA (From PS)	Active
2016	Demontre Hurst	CB	Oklahoma	Chicago Bears		10/08/2016	Terminated (by Player) from Practice Squad	PS; Exc	FA (From PS)
2016	Kevin White	WR	West Virginia	Chicago Bears	Chicago Bears	10/05/2016	Reserve/Injured	Active	R/Injured
2016	Dominique Mostert	RB	Purdue		Chicago Bears	10/05/2016	Practice Squad Exception	Free Agent	PS; Exc
2016	Rory Anderson	TE	South Carolina		Chicago Bears	10/05/2016	Practice Squad	Free Agent	Practice Squad
2016	Jeremy Langford	RB	Michigan State	Chicago Bears	Chicago Bears	10/05/2016	Activated, from Inactive	Inactive	Active
2016	Eric Kush	G	California, Pa.	Chicago Bears	Chicago Bears	10/05/2016	Activated, from Inactive	Inactive	Active
2016	Eddie Goldman	NT	Florida State	Chicago Bears	Chicago Bears	10/05/2016	Activated, from Inactive	Inactive	Active
2016	Jay Cutler	QB	Vanderbilt	Chicago Bears	Chicago Bears	10/05/2016	Activated, from Inactive	Inactive	Active
2016	Ka'Deem Carey	RB	Arizona	Chicago Bears	Chicago Bears	10/05/2016	Activated, from Inactive	Inactive	Active
2016	Deon Bush	S	Miami	Chicago Bears	Chicago Bears	10/05/2016	Activated, from Inactive	Inactive	Active
2016	Paula Lasike	RB	Brigham Young		Chicago Bears	10/05/2016	Free Agent Signing	FA (From PS)	Active
2016	Paula Lasike	RB	Brigham Young	Chicago Bears		10/05/2016	Terminated (by Player) from Practice Squad	Practice Squad	FA (From PS)
2016	Danny Trevathan	LB	Kentucky	Chicago Bears	Chicago Bears	10/05/2016	Activated, from Inactive	Inactive	Active

2016	Dominique Mostert	RB	Purdue	Chicago Bears		10/04/2016	Terminated Via Waivers, all contracts	Waivers/No Rec.	Free Ag
2016	Dominique Mostert	RB	Purdue	Chicago Bears	Chicago Bears	10/03/2016	Waived, No Recall	Active	Waivers
2016	Clifford Wilson	DE	East Carolina		Chicago Bears	10/03/2016	Free Agent Signing	Free Agent	Active
2016	Clifford Wilson	DE	East Carolina	Chicago Bears		10/01/2016	Terminated, Vested Veteran, all contracts	Active	Free Ag
2016	Benjamin Braunecker	TE	Harvard		Chicago Bears	10/01/2016	Free Agent Signing	FA (From PS)	Active
2016	Benjamin Braunecker	TE	Harvard	Chicago Bears		10/01/2016	Terminated (by Player) from Practice Squad	Practice Squad	FA (Fro
2016	Jonathan Anderson	LB	Texas Christian		Chicago Bears	09/29/2016	Practice Squad Exception	Free Agent	PS; Exc
2016	Eric Kush	G	California, Pa.	Chicago Bears	Chicago Bears	09/28/2016	Activated, from Inactive	Inactive	Active
2016	Jay Cutler	QB	Vanderbilt	Chicago Bears	Chicago Bears	09/28/2016	Activated, from Inactive	Inactive	Active
2016	Ka'Deem Carey	RB	Arizona	Chicago Bears	Chicago Bears	09/28/2016	Activated, from Inactive	Inactive	Active
2016	Bryce Callahan	CB	Rice	Chicago Bears	Chicago Bears	09/28/2016	Activated, from Inactive	Inactive	Active
2016	Clifford Wilson	DE	East Carolina		Chicago Bears	09/28/2016	Free Agent Signing	Free Agent	Active
2016	Joiue Bell	RB	Wayne State, Mich.		Chicago Bears	09/28/2016	Free Agent Signing	Free Agent	Active
2016	John Timu	LB	Washington		Chicago Bears	09/28/2016	Free Agent Signing	FA (From PS)	Active
2016	John Timu	LB	Washington	Chicago Bears		09/28/2016	Terminated (by Player) from Practice Squad	Practice Squad	FA (Fro
2016	Kyle Fuller	CB	Virginia Tech	Chicago Bears	Chicago Bears	09/28/2016	Reserve/Injured	Inactive	R/Injure
2016	Jonathan Anderson	LB	Texas Christian	Chicago Bears		09/28/2016	Terminated Via Waivers, all contracts	Waivers/No Rec.	Free Ag
2016	Greg Scruggs	TE	Louisville	Chicago Bears		09/28/2016	Terminated Via Waivers, all contracts	Waivers/No Rec.	Free Ag
2016	Danny Trevathan	LB	Kentucky	Chicago Bears	Chicago Bears	09/28/2016	Activated, from Inactive	Inactive	Active
2016	Eddie Goldman	NT	Florida State	Chicago Bears	Chicago Bears	09/28/2016	Activated, from Inactive	Inactive	Active
2016	Jason Weaver	OT	Southern Mississippi	Chicago Bears		09/27/2016	Terminated (by Club) from Practice Squad	Practice Squad	Free Ag
2016	Jonathan Anderson	LB	Texas Christian	Chicago Bears	Chicago Bears	09/27/2016	Waived, No Recall	Active	Waivers
2016	Greg Scruggs	TE	Louisville	Chicago Bears	Chicago Bears	09/27/2016	Waived, No Recall	Active	Waivers
2016	Colin Kelly	OT	Oregon State		Chicago Bears	09/27/2016	Practice Squad	Free Agent	Practice
2016	Matthew Barkley	QB	Southern California	Chicago Bears		09/22/2016	Terminated (by Player) from Practice Squad	Practice Squad	FA (Fro
2016	Paula Lasike	RB	Brigham Young		Chicago Bears	09/22/2016	Practice Squad	Free Agent	Practice
2016	Lamarr Houston	LB	Texas	Chicago Bears	Chicago Bears	09/22/2016	Reserve/Injured	Active	R/Injure
2016	Matthew Barkley	QB	Southern California		Chicago Bears	09/22/2016	Free Agent Signing	FA (From PS)	Active
2016	Kyle Fuller	CB	Virginia Tech	Chicago Bears	Chicago Bears	09/21/2016	Activated, from Inactive	Inactive	Active
2016	Ronald Powell	LB	Florida		Chicago Bears	09/21/2016	Practice Squad Exception	Free Agent	PS; Exc
2016	Dominique Mostert	RB	Purdue	Chicago Bears		09/21/2016	Terminated (by Player) from Practice Squad	PS; Exc	FA (Fro
2016	Cre'von LeBlanc	CB	Florida Atlantic	Chicago Bears	Chicago Bears	09/21/2016	Activated, from Inactive	Inactive	Active
2016	Nicholas Kwiatkoski	LB	West Virginia	Chicago Bears	Chicago Bears	09/21/2016	Activated, from Inactive	Inactive	Active
2016	Eric Kush	G	California, Pa.	Chicago Bears	Chicago Bears	09/21/2016	Activated, from Inactive	Inactive	Active
2016	Cornelius Washington	DE	Georgia	Chicago Bears	Chicago Bears	09/21/2016	Activated, from Inactive	Inactive	Active
2016	Deon Bush	S	Miami	Chicago Bears	Chicago Bears	09/21/2016	Activated, from Inactive	Inactive	Active
2016	Paula Lasike	RB	Brigham Young	Chicago Bears		09/21/2016	Terminated Via Waivers, all contracts	Waivers/No Rec.	Free Ag
2016	Dominique Mostert	RB	Purdue		Chicago Bears	09/21/2016	Free Agent Signing	FA (From PS)	Active
2016	Cameron Meredith	WR	Illinois State	Chicago Bears	Chicago Bears	09/21/2016	Activated, from Inactive	Inactive	Active
2016	Paula Lasike	RB	Brigham Young	Chicago Bears	Chicago Bears	09/20/2016	Waived, No Recall	Active	Waivers
2016	Jimmy Staten	DE	Middle Tennessee		Chicago Bears	09/14/2016	Practice Squad	Free Agent	Practice
2016	Cameron Meredith	WR	Illinois State	Chicago Bears	Chicago Bears	09/14/2016	Activated, from Inactive	Inactive	Active
2016	Cre'von LeBlanc	CB	Florida Atlantic	Chicago Bears	Chicago Bears	09/14/2016	Activated, from Inactive	Inactive	Active
2016	Nicholas Kwiatkoski	LB	West Virginia	Chicago Bears	Chicago Bears	09/14/2016	Activated, from Inactive	Inactive	Active
2016	Eric Kush	G	California, Pa.	Chicago Bears	Chicago Bears	09/14/2016	Activated, from Inactive	Inactive	Active
2016	Kyle Fuller	CB	Virginia Tech	Chicago Bears	Chicago Bears	09/14/2016	Activated, from Inactive	Inactive	Active
2016	Deon Bush	S	Miami	Chicago Bears	Chicago Bears	09/14/2016	Activated, from Inactive	Inactive	Active
2016	William Sutton	NT	Arizona State	Chicago Bears	Chicago Bears	09/14/2016	Activated, from Inactive	Inactive	Active
2016	Senorise Perry	RB	Louisville	Chicago Bears		09/13/2016	Terminated (by Club) from Practice Squad	PS; Exc	Free Ag
2016	Dominique Mostert	RB	Purdue		Chicago Bears	09/13/2016	Practice Squad Exception	Free Agent	PS; Exc

2016	Laurence Gibson	OT	Virginia Tech	Chicago Bears		09/13/2016	Terminated (by Club) from Practice Squad	Practice Squad	Free Ag
2016	Kyle Long	G	Oregon	Chicago Bears	Chicago Bears	09/07/2016	Signed, Renegotiated Contract (pd-->pd)	Active	Active
2016	Laurence Gibson	OT	Virginia Tech		Chicago Bears	09/07/2016	Practice Squad	Free Agent	Practice
2016	Demontre Hurst	S	Oklahoma		Chicago Bears	09/06/2016	Practice Squad Exception	Free Agent	PS; Exc
2016	Cornelius Edison	C	Portland State		Chicago Bears	09/06/2016	Practice Squad	Free Agent	Practice
2016	Khari Lee	TE	Bowie State	Chicago Bears	Detroit Lions	09/06/2016	Assigned via Waivers	Waivers/No Rec.	Active
2016	Khari Lee	TE	Bowie State	Chicago Bears	Chicago Bears	09/06/2016	Claimed	Waivers/No Rec.	Waivers
2016	Patrick Scales	C	Utah State		Chicago Bears	09/05/2016	Free Agent Signing	Free Agent	Active
2016	Josh Sitton	G	Central Florida		Chicago Bears	09/05/2016	Free Agent Signing	Free Agent	Active
2016	Matthew Barkley	QB	Southern California		Chicago Bears	09/05/2016	Practice Squad	Free Agent	Practice
2016	Robbie Gould	K	Penn State	Chicago Bears		09/05/2016	Terminated, Vested Veteran, all contracts	Active	Free Ag
2016	Aaron Brewer	C	San Diego State	Chicago Bears		09/05/2016	Terminated, Vested Veteran, all contracts	Active	Free Ag
2016	Logan Paulsen	TE	UCLA		Chicago Bears	09/05/2016	Free Agent Signing	Free Agent	Active
2016	Khari Lee	TE	Bowie State	Chicago Bears	Chicago Bears	09/05/2016	Waived, No Recall	Active	Waivers
2016	Cornelius Edison	C	Portland State	Chicago Bears		09/05/2016	Terminated Via Waivers, all contracts	Waivers/No Rec.	Free Ag
2016	Demontre Hurst	S	Oklahoma	Chicago Bears		09/05/2016	Terminated Via Waivers, all contracts	Waivers/No Rec.	Free Ag
2016	Connor Barth	K	North Carolina		Chicago Bears	09/05/2016	Free Agent Signing	Free Agent	Active
2016	Aminiasi Silatolu	G	Midwestern State	Chicago Bears		09/05/2016	Terminated, Vested Veteran, all contracts	Active	Free Ag
2016	Jason Weaver	OT	Southern Mississippi		Chicago Bears	09/04/2016	Practice Squad	Free Agent	Practice
2016	John Timu	LB	Washington		Chicago Bears	09/04/2016	Practice Squad	Free Agent	Practice
2016	Daniel Braverman	WR	Western Michigan		Chicago Bears	09/04/2016	Practice Squad	Free Agent	Practice
2016	Benjamin Braunecker	TE	Harvard		Chicago Bears	09/04/2016	Practice Squad	Free Agent	Practice
2016	De'Vante Bausby	CB	Pittsburg State		Chicago Bears	09/04/2016	Practice Squad	Free Agent	Practice
2016	Demontre Hurst	S	Oklahoma	Chicago Bears	Chicago Bears	09/04/2016	Waived, No Recall	Active	Waivers
2016	Cornelius Edison	C	Portland State	Chicago Bears	Chicago Bears	09/04/2016	Waived, No Recall	Active	Waivers
2016	Eric Kush	G	California, Pa.	St. Louis Rams	Chicago Bears	09/04/2016	Assigned via Waivers	Waivers/No Rec.	Active
2016	Cre'von LeBlanc	CB	Florida Atlantic	New England Patriots	Chicago Bears	09/04/2016	Assigned via Waivers	Waivers/No Rec.	Active
2016	Danny Mason	LB	Texas A&M-Commerce	Chicago Bears	Chicago Bears	09/04/2016	Reserve/Injured	Waivers/Injured	R/Injure
2016	Ego Ferguson	DE	Louisiana State	Chicago Bears	Chicago Bears	09/04/2016	Reserve/Injured	Waivers/Injured	R/Injure
2016	Kevin Peterson	CB	Oklahoma State	Chicago Bears		09/04/2016	Terminated Via Waivers, all contracts	Waivers/No Rec.	Free Ag
2016	Taveze Calhoun	CB	Mississippi State	Chicago Bears		09/04/2016	Terminated Via Waivers, all contracts	Waivers/No Rec.	Free Ag
2016	Benjamin Braunecker	TE	Harvard	Chicago Bears		09/04/2016	Terminated Via Waivers, all contracts	Waivers/No Rec.	Free Ag
2016	De'Vante Bausby	CB	Pittsburg State	Chicago Bears		09/04/2016	Terminated Via Waivers, all contracts	Waivers/No Rec.	Free Ag
2016	John Timu	LB	Washington	Chicago Bears		09/04/2016	Terminated Via Waivers, all contracts	Waivers/No Rec.	Free Ag
2016	David Fales	QB	San Jose State	Chicago Bears		09/04/2016	Terminated Via Waivers, all contracts	Waivers/No Rec.	Free Ag
2016	Seniorise Perry	RB	Louisville		Chicago Bears	09/04/2016	Practice Squad Exception	Free Agent	PS; Exc
2016	Patrick Scales	C	Utah State	Chicago Bears		09/04/2016	Terminated Via Waivers, all contracts	Waivers/No Rec.	Free Ag
2016	Daniel Braverman	WR	Western Michigan	Chicago Bears		09/04/2016	Terminated Via Waivers, all contracts	Waivers/No Rec.	Free Ag
2016	Terry Williams	NT	East Carolina	Chicago Bears		09/04/2016	Terminated Via Waivers, all contracts	Waivers/No Rec.	Free Ag
2016	Jason Weaver	OT	Southern Mississippi	Chicago Bears		09/04/2016	Terminated Via Waivers, all contracts	Waivers/No Rec.	Free Ag
2016	Khaled Holmes	C	Southern California	Chicago Bears		09/04/2016	Terminated Via Waivers, all contracts	Waivers/No Rec.	Free Ag
2016	Bruce Daniels	WR	South Florida	Chicago Bears		09/04/2016	Terminated Via Waivers, all contracts	Waivers/No Rec.	Free Ag
2016	Brandon Boykin	CB	Georgia	Chicago Bears	Chicago Bears	09/03/2016	Moved to Reserve/Injured	R/I; VV; NOT 90	R/Injure
2016	Garry Williams	OT	Kentucky	Chicago Bears		09/03/2016	Terminated, Vested Veteran, all contracts	Active	Free Ag
2016	Shelley Smith	G	Colorado State	Chicago Bears		09/03/2016	Terminated, Vested Veteran, all contracts	Active	Free Ag
2016	Jacquizz Rodgers	RB	Oregon State	Chicago Bears		09/03/2016	Terminated, Vested Veteran, all contracts	Active	Free Ag
2016	Anthony Moeaki	TE	Iowa	Chicago Bears		09/03/2016	Terminated, Vested Veteran, all contracts	Active	Free Ag
2016	Marc Mariani	WR	Montana	Chicago Bears		09/03/2016	Terminated, Vested Veteran, all contracts	Active	Free Ag
2016	Robert Housler	TE	Florida Atlantic	Chicago Bears		09/03/2016	Terminated, Vested Veteran, all contracts	Active	Free Ag
2016	Marquess Wilson	WR	Washington State	Chicago Bears	Chicago Bears	09/03/2016	Reserve/Physically Unable to Perform	Active/PUP	R/PUP

2016	Pernell McPhee	LB	Mississippi State	Chicago Bears	Chicago Bears	09/03/2016	Reserve/Physically Unable to Perform	Active/PUP	R/PUP
2016	Danny Mason	LB	Texas A&M-Commerce	Chicago Bears	Chicago Bears	09/03/2016	Waived, Injured	Active	Waivers
2016	Ego Ferguson	DE	Louisiana State	Chicago Bears	Chicago Bears	09/03/2016	Waived, Injured	Active	Waivers
2016	Terry Williams	NT	East Carolina	Chicago Bears	Chicago Bears	09/03/2016	Waived, No Recall	Active	Waivers
2016	Jason Weaver	OT	Southern Mississippi	Chicago Bears	Chicago Bears	09/03/2016	Waived, No Recall	Active	Waivers
2016	Nicholas Becton	OT	Virginia Tech	Chicago Bears	Chicago Bears	09/03/2016	Moved to Reserve/Injured	R/I-W/I; Not 90	R/Injure
2016	Patrick Scales	C	Utah State	Chicago Bears	Chicago Bears	09/03/2016	Waived, No Recall	Active	Waivers
2016	Kevin Peterson	CB	Oklahoma State	Chicago Bears	Chicago Bears	09/03/2016	Waived, No Recall	Active	Waivers
2016	Khaled Holmes	C	Southern California	Chicago Bears	Chicago Bears	09/03/2016	Waived, No Recall	Active	Waivers
2016	David Fales	QB	San Jose State	Chicago Bears	Chicago Bears	09/03/2016	Waived, No Recall	Active	Waivers
2016	Bruce Daniels	WR	South Florida	Chicago Bears	Chicago Bears	09/03/2016	Waived, No Recall	Active	Waivers
2016	Taveze Calhoun	CB	Mississippi State	Chicago Bears	Chicago Bears	09/03/2016	Waived, No Recall	Active	Waivers
2016	Daniel Braverman	WR	Western Michigan	Chicago Bears	Chicago Bears	09/03/2016	Waived, No Recall	Active	Waivers
2016	Benjamin Braunecker	TE	Harvard	Chicago Bears	Chicago Bears	09/03/2016	Waived, No Recall	Active	Waivers
2016	De'Vante Bausby	CB	Pittsburg State	Chicago Bears	Chicago Bears	09/03/2016	Waived, No Recall	Active	Waivers
2016	John Timu	LB	Washington	Chicago Bears	Chicago Bears	09/03/2016	Waived, No Recall	Active	Waivers
2016	K'Waun Williams	CB	Pittsburgh	Chicago Bears	Chicago Bears	09/02/2016	Terminated Via Waivers, all contracts	Waivers/No Rec.	Free Ag
2016	Kevin Peterson	CB	Oklahoma State	Chicago Bears	Chicago Bears	09/01/2016	Free Agent Signing	Free Agent	Active
2016	K'Waun Williams	CB	Pittsburgh	Chicago Bears	Chicago Bears	09/01/2016	Waived, Failed Physical	Active	Waivers
2016	Lamin Barrow	LB	Louisiana State	Chicago Bears	Chicago Bears	08/31/2016	Reserve/Injured	Waivers/Injured	R/Injure
2016	Jarrett Grace	LB	Notre Dame	Chicago Bears	Chicago Bears	08/31/2016	Terminated Via Waivers, all contracts	Waivers/No Rec.	Free Ag
2016	Kevin Peterson	CB	Oklahoma State	Chicago Bears	Chicago Bears	08/31/2016	Terminated Via Waivers, all contracts	Waivers/No Rec.	Free Ag
2016	Kevin Peterson	CB	Oklahoma State	Chicago Bears	Chicago Bears	08/30/2016	Waived, No Recall	Active	Waivers
2016	K'Waun Williams	CB	Pittsburgh	Cleveland Browns	Chicago Bears	08/30/2016	Assigned via Waivers	Waivers/No Rec.	Active
2016	Jarrett Grace	LB	Notre Dame	Chicago Bears	Chicago Bears	08/30/2016	Waived, No Recall	Active	Waivers
2016	Roy Robertson-Harris	LB	Texas-El Paso	Chicago Bears	Chicago Bears	08/30/2016	Reserve/Non-Football Illness	Active	R/NFIL
2016	Connor Shaw	QB	South Carolina	Chicago Bears	Chicago Bears	08/30/2016	Reserve/Injured	Active	R/Injure
2016	Hroniss Grasu	C	Oregon	Chicago Bears	Chicago Bears	08/30/2016	Reserve/Injured	Active	R/Injure
2016	Gannon Sinclair	TE	Missouri State	Chicago Bears	Chicago Bears	08/30/2016	Terminated Via Waivers, all contracts	Waivers/No Rec.	Free Ag
2016	Seniorise Perry	RB	Louisville	Chicago Bears	Chicago Bears	08/30/2016	Terminated Via Waivers, all contracts	Waivers/No Rec.	Free Ag
2016	Martin Wallace	G	Temple	Chicago Bears	Chicago Bears	08/30/2016	Terminated Via Waivers, all contracts	Waivers/No Rec.	Free Ag
2016	Keith Browner	DE	California	Chicago Bears	Chicago Bears	08/30/2016	Terminated Via Waivers, all contracts	Waivers/No Rec.	Free Ag
2016	Kieren Duncan	WR	Colorado State-Pueblo	Chicago Bears	Chicago Bears	08/30/2016	Terminated Via Waivers, all contracts	Waivers/No Rec.	Free Ag
2016	Darrin Peterson	WR	Liberty	Chicago Bears	Chicago Bears	08/30/2016	Terminated Via Waivers, all contracts	Waivers/No Rec.	Free Ag
2016	John Kling	OT	Buffalo	Chicago Bears	Chicago Bears	08/30/2016	Terminated Via Waivers, all contracts	Waivers/No Rec.	Free Ag
2016	Derek Keaton	WR	Georgia Southern	Chicago Bears	Chicago Bears	08/30/2016	Terminated Via Waivers, all contracts	Waivers/No Rec.	Free Ag
2016	Joel Ross	CB	Appalachian State	Chicago Bears	Chicago Bears	08/30/2016	Terminated Via Waivers, all contracts	Waivers/No Rec.	Free Ag
2016	Lamin Barrow	LB	Louisiana State	Chicago Bears	Chicago Bears	08/30/2016	Waived, Injured	Active	Waivers
2016	Martin Wallace	G	Temple	Chicago Bears	Chicago Bears	08/29/2016	Waived, No Recall	Active	Waivers
2016	Gannon Sinclair	TE	Missouri State	Chicago Bears	Chicago Bears	08/29/2016	Waived, No Recall	Active	Waivers
2016	Darrin Peterson	WR	Liberty	Chicago Bears	Chicago Bears	08/29/2016	Waived, No Recall	Active	Waivers
2016	Seniorise Perry	RB	Louisville	Chicago Bears	Chicago Bears	08/29/2016	Waived, No Recall	Active	Waivers
2016	John Kling	OT	Buffalo	Chicago Bears	Chicago Bears	08/29/2016	Waived, No Recall	Active	Waivers
2016	Derek Keaton	WR	Georgia Southern	Chicago Bears	Chicago Bears	08/29/2016	Waived, No Recall	Active	Waivers
2016	Kieren Duncan	WR	Colorado State-Pueblo	Chicago Bears	Chicago Bears	08/29/2016	Waived, No Recall	Active	Waivers
2016	Keith Browner	DE	California	Chicago Bears	Chicago Bears	08/29/2016	Waived, No Recall	Active	Waivers
2016	Darrel Young	RB	Villanova	Chicago Bears	Chicago Bears	08/29/2016	Terminated, Vested Veteran, all contracts	Active	Free Ag
2016	Joel Ross	CB	Appalachian State	Chicago Bears	Chicago Bears	08/29/2016	Waived, No Recall	Active	Waivers
2016	Daniel Buchholz	C	Duquesne	Chicago Bears	Chicago Bears	08/15/2016	Terminated Via Waivers, all contracts	Waivers/No Rec.	Free Ag
2016	Donovan Williams	G	Louisiana-Lafayette	Chicago Bears	Indianapolis Colts	08/15/2016	Assigned via Waivers	Waivers/No Rec.	Active



2016	Donovan Williams	G	Louisiana-Lafayette	Chicago Bears	Chicago Bears	08/15/2016	Claimed	Waivers/No Rec.	Waivers
2016	Shelley Smith	G	Colorado State		Chicago Bears	08/13/2016	Free Agent Signing	Free Agent	Active
2016	Khaled Holmes	C	Southern California		Chicago Bears	08/13/2016	Free Agent Signing	Free Agent	Active
2016	Donovan Williams	G	Louisiana-Lafayette	Chicago Bears	Chicago Bears	08/13/2016	Waived, No Recall	Active	Waivers
2016	Daniel Buchholz	C	Duquesne	Chicago Bears	Chicago Bears	08/13/2016	Waived, No Recall	Active	Waivers
2016	Nicholas Becton	OT	Virginia Tech	Chicago Bears	Chicago Bears	08/11/2016	Reserve/Injured from Waived/Injured; Not Against 90	W/I; Prior 75	R/I-W/I;
2016	Michael Adams	OT	Ohio State		Chicago Bears	08/10/2016	Free Agent Signing	Free Agent	Active
2016	Marquis Jackson	DE	Portland State	Chicago Bears		08/10/2016	Terminated Via Waivers, all contracts	Waivers/No Rec.	Free Ag
2016	Nicholas Becton	OT	Virginia Tech	Chicago Bears	Chicago Bears	08/10/2016	Waived, Injured, Prior to Cut to 75	Active	W/I; Pri
2016	Marquis Jackson	DE	Portland State	Chicago Bears	Chicago Bears	08/09/2016	Waived, Injury Settlement	R/I-W/I; Not 90	Waivers
2016	Adrian Bellard	OT	Texas State	Chicago Bears		08/05/2016	Terminated Via Waivers, all contracts	Waivers/No Rec.	Free Ag
2016	Joseph Sommers	TE	Wisconsin-Oshkosh	Chicago Bears		08/05/2016	Terminated Via Waivers, all contracts	Waivers/No Rec.	Free Ag
2016	Marquis Jackson	DE	Portland State	Chicago Bears	Chicago Bears	08/05/2016	Reserve/Injured from Waived/Injured; Not Against 90	W/I; Prior 75	R/I-W/I;
2016	Marquis Jackson	DE	Portland State	Chicago Bears	Chicago Bears	08/04/2016	Waived, Injured, Prior to Cut to 75	Active	W/I; Pri
2016	Brandon Boykin	CB	Georgia	Chicago Bears	Chicago Bears	08/04/2016	Reserve/Injured; Prior to Cut to 75	Active	R/I; VV;
2016	Danny Mason	LB	Texas A&M-Commerce		Chicago Bears	08/04/2016	Free Agent Signing	Free Agent	Active
2016	Aminiasi Silatolu	G	Midwestern State	Chicago Bears	Chicago Bears	08/04/2016	Passed Physical	Active/PUP	Active
2016	Joseph Sommers	TE	Wisconsin-Oshkosh	Chicago Bears	Chicago Bears	08/04/2016	Waived, No Recall	Active	Waivers
2016	Darrel Young	RB	Villanova		Chicago Bears	08/04/2016	Free Agent Signing	Free Agent	Active
2016	Adrian Bellard	OT	Texas State	Chicago Bears	Chicago Bears	08/04/2016	Waived, Injury Settlement	Active	Waivers
2016	Joel Ross	CB	Appalachian State		Chicago Bears	08/04/2016	Free Agent Signing	Free Agent	Active
2016	Garry Williams	OT	Kentucky		Chicago Bears	08/04/2016	Free Agent Signing	Free Agent	Active
2016	Benjamin LeCompte	P	North Dakota State	Chicago Bears	Chicago Bears	07/30/2016	Waived, No Recall	Active	Waivers
2016	Willie Young	LB	North Carolina State	Chicago Bears	Chicago Bears	07/30/2016	Signed, Renegotiated Contract (pd-->pd)	Active	Active
2016	Daniel Buchholz	C	Duquesne		Chicago Bears	07/30/2016	Free Agent Signing	Free Agent	Active
2016	Marquess Wilson	WR	Washington State	Chicago Bears	Chicago Bears	07/28/2016	Declared Physically Unable to Perform	Active	Active/F
2016	Aminiasi Silatolu	G	Midwestern State	Chicago Bears	Chicago Bears	07/28/2016	Declared Physically Unable to Perform	Active	Active/F
2016	Pernell McPhee	LB	Mississippi State	Chicago Bears	Chicago Bears	07/28/2016	Declared Physically Unable to Perform	Active	Active/F
2016	Bruce Daniels	WR	South Florida		Chicago Bears	07/28/2016	Free Agent Signing	Free Agent	Active
2016	Brandon Boykin	CB	Georgia		Chicago Bears	07/28/2016	Free Agent Signing	Free Agent	Active
2016	Nate Chandler	OT	UCLA	Chicago Bears	Chicago Bears	07/23/2016	Reserve/Retired	Active	R/Retire
2016	Charles Tillman	CB	Louisiana-Lafayette	Chicago Bears	Chicago Bears	07/23/2016	Reserve/Retired	Active	R/Retire
2016	Charles Tillman	CB	Louisiana-Lafayette		Chicago Bears	07/22/2016	Free Agent Signing	Free Agent	Active
2016	Omar Bolden	S	Arizona State	Chicago Bears		07/22/2016	Terminated, Vested Veteran, all contracts	Active	Free Ag
2016	Dalyn Williams	QB	Dartmouth	Chicago Bears		07/21/2016	Terminated Via Waivers, all contracts	Waivers/No Rec.	Free Ag
2016	Dalyn Williams	QB	Dartmouth	Chicago Bears	Chicago Bears	07/20/2016	Waived, No Recall	Active	Waivers
2016	Aminiasi Silatolu	G	Midwestern State		Chicago Bears	07/20/2016	Free Agent Signing	Free Agent	Active
2016	Connor Shaw	QB	South Carolina	Cleveland Browns	Chicago Bears	07/01/2016	Assigned via Waivers	Waivers/No Rec.	Active
2016	Kenton Adeyemi	DT	Connecticut	Chicago Bears		06/17/2016	Terminated Via Waivers, all contracts	Waivers/No Rec.	Free Ag
2016	Don Cherry	LB	Villanova	Chicago Bears		06/17/2016	Terminated Via Waivers, all contracts	Waivers/No Rec.	Free Ag
2016	Marquis Jackson	DE	Portland State		Chicago Bears	06/16/2016	Free Agent Signing	Free Agent	Active
2016	Don Cherry	LB	Villanova	Chicago Bears	Chicago Bears	06/16/2016	Waived, No Recall	Active	Waivers
2016	Kenton Adeyemi	DT	Connecticut	Chicago Bears	Chicago Bears	06/16/2016	Waived, No Recall	Active	Waivers
2016	Anthony Moeaki	TE	Iowa		Chicago Bears	06/16/2016	Free Agent Signing	Free Agent	Active
2016	Jonathan Bullard	DE	Florida	Chicago Bears	Chicago Bears	06/06/2016	Selection List Signing	R/Drft; Unsign	Active
2016	Nate Chandler	OT	UCLA		Chicago Bears	06/03/2016	Free Agent Signing	Free Agent	Active
2016	Olutayo Fabuluje	OT	Texas Christian	Chicago Bears		06/02/2016	Terminated Via Waivers, all contracts	Waivers/No Rec.	Free Ag
2016	Olutayo Fabuluje	OT	Texas Christian	Chicago Bears	Chicago Bears	06/01/2016	Waived, No Recall	Active	Waivers
2016	Leonard Floyd	LB	Georgia	Chicago Bears	Chicago Bears	05/31/2016	Selection List Signing	R/Drft; Unsign	Active
2016	Danny Mason	LB	Texas A&M-Commerce	Chicago Bears		05/26/2016	Terminated Via Waivers, all contracts	Waivers/No Rec.	Free Ag

2016	Jarrett Grace	LB	Notre Dame		Chicago Bears	05/25/2016	Free Agent Signing		Active
2016	Danny Mason	LB	Texas A&M-Commerce	Chicago Bears	Chicago Bears	05/25/2016	Waived, No Recall	Active	Waivers
2016	Marcus Lucas	WR	Missouri	Chicago Bears	Carolina Panthers	05/17/2016	Assigned via Waivers	Waivers/No Rec.	Active
2016	Marcus Lucas	WR	Missouri	Chicago Bears	Chicago Bears	05/17/2016	Claimed	Waivers/No Rec.	Waivers
2016	Bruce Gaston	DT	Purdue	Chicago Bears		05/17/2016	Terminated Via Waivers, all contracts	Waivers/No Rec.	Free Ag
2016	Nathan Palmer	WR	Northern Illinois	Chicago Bears		05/17/2016	Terminated Via Waivers, all contracts	Waivers/No Rec.	Free Ag
2016	Dan Buchholz	C	Duquesne	Chicago Bears		05/17/2016	Terminated Via Waivers, all contracts	Waivers/No Rec.	Free Ag
2016	Dan Buchholz	C	Duquesne	Chicago Bears	Chicago Bears	05/16/2016	Waived, No Recall	Active	Waivers
2016	Benjamin LeCompte	P	North Dakota State		Chicago Bears	05/16/2016	Free Agent Signing		Active
2016	Nathan Palmer	WR	Northern Illinois	Chicago Bears	Chicago Bears	05/16/2016	Waived, No Recall	Active	Waivers
2016	Marcus Lucas	WR	Missouri	Chicago Bears	Chicago Bears	05/16/2016	Waived, No Recall	Active	Waivers
2016	Bruce Gaston	DT	Purdue	Chicago Bears	Chicago Bears	05/16/2016	Waived, No Recall	Active	Waivers
2016	Kenton Adeyemi	DT	Connecticut		Chicago Bears	05/16/2016	Free Agent Signing		Active
2016	Donovan Williams	G	Louisiana-Lafayette		Chicago Bears	05/16/2016	Free Agent Signing		Active
2016	Kieren Duncan	WR	Colorado State-Pueblo		Chicago Bears	05/16/2016	Free Agent Signing		Active
2016	Anthony Jefferson	S	UCLA	Chicago Bears		05/13/2016	Terminated Via Waivers, all contracts	Waivers/No Rec.	Free Ag
2016	Adrian Bellard	OT	Texas State		Chicago Bears	05/12/2016	Free Agent Signing		Active
2016	Anthony Jefferson	S	UCLA	Chicago Bears	Chicago Bears	05/12/2016	Waived, No Recall	Active	Waivers
2016	Will Montgomery	C	Virginia Tech	Chicago Bears		05/11/2016	Not Asked to Re-Sign	R/UFA	Free Ag
2016	Jerald Martin	S	Troy	Chicago Bears		05/11/2016	Not Asked to Re-Sign	R/UFA	Free Ag
2016	Vladimir Ducasse	G	Massachusetts	Chicago Bears		05/11/2016	Not Asked to Re-Sign	R/UFA	Free Ag
2016	Alan Ball	CB	Illinois	Chicago Bears		05/11/2016	Not Asked to Re-Sign	R/UFA	Free Ag
2016	Ryan Mundy	S	West Virginia	Chicago Bears		05/11/2016	Not Asked to Re-Sign	R/UFA	Free Ag
2016	Kevin Peterson	CB	Oklahoma State		Chicago Bears	05/09/2016	Free Agent Signing		Active
2016	Darrin Peterson	WR	Liberty		Chicago Bears	05/09/2016	Free Agent Signing		Active
2016	Nicholas Kwiatkoski	LB	West Virginia	Chicago Bears	Chicago Bears	05/09/2016	Selection List Signing	R/Drft; Unsign	Active
2016	Jordan Howard	RB	Indiana	Chicago Bears	Chicago Bears	05/09/2016	Selection List Signing	R/Drft; Unsign	Active
2016	DeAndre Houston-Carson	DB	William & Mary	Chicago Bears	Chicago Bears	05/09/2016	Selection List Signing	R/Drft; Unsign	Active
2016	Deiondre' Hall	DB	Northern Iowa	Chicago Bears	Chicago Bears	05/09/2016	Selection List Signing	R/Drft; Unsign	Active
2016	Deon Bush	DB	Miami	Chicago Bears	Chicago Bears	05/09/2016	Selection List Signing	R/Drft; Unsign	Active
2016	Daniel Braverman	WR	Western Michigan	Chicago Bears	Chicago Bears	05/09/2016	Selection List Signing	R/Drft; Unsign	Active
2016	Cody Whitehair	G	Kansas State	Chicago Bears	Chicago Bears	05/09/2016	Selection List Signing	R/Drft; Unsign	Active
2016	Roy Robertson-Harris	LB	Texas-El Paso		Chicago Bears	05/06/2016	Free Agent Signing		Active
2016	John Kling	OT	Buffalo		Chicago Bears	05/06/2016	Free Agent Signing		Active
2016	Derek Keaton	WR	Georgia Southern		Chicago Bears	05/06/2016	Free Agent Signing		Active
2016	Don Cherry	LB	Villanova		Chicago Bears	05/06/2016	Free Agent Signing		Active
2016	Taveze Calhoun	CB	Mississippi State		Chicago Bears	05/06/2016	Free Agent Signing		Active
2016	Dan Buchholz	C	Duquesne		Chicago Bears	05/06/2016	Free Agent Signing		Active
2016	Benjamin Braunecker	TE	Harvard		Chicago Bears	05/06/2016	Free Agent Signing		Active
2016	Joseph Sommers	TE	Wisconsin-Oshkosh		Chicago Bears	05/06/2016	Free Agent Signing		Active
2016	D'Anthony Smith	DT	Louisiana Tech	Chicago Bears		05/02/2016	Terminated, Vested Veteran, all contracts	Active	Free Ag
2016	Matthew Slauson	C	Nebraska	Chicago Bears		05/02/2016	Terminated, Vested Veteran, all contracts	Active	Free Ag
2016	Antrel Rolle	S	Miami	Chicago Bears		05/02/2016	Terminated, Vested Veteran, all contracts	Active	Free Ag
2016	Brian Hoyer	QB	Michigan State		Chicago Bears	05/02/2016	Free Agent Signing	Free Agent	Active
2016	Josh Bellamy	WR	Louisville	Chicago Bears	Chicago Bears	04/18/2016	Exclusive Rights Signing	R/Exc. Rights	Active
2016	Theodore Larsen	G	North Carolina State	Arizona Cardinals	Chicago Bears	04/05/2016	Unrestricted Free Agent Signing	R/UFA	Active
2016	Omar Bolden	S	Arizona State	Denver Broncos	Chicago Bears	04/01/2016	Unrestricted Free Agent Signing	R/UFA	Active
2016	Deonte Thompson	WR	Florida		Chicago Bears	03/31/2016	Free Agent Signing	Free Agent	Active
2016	Manuel Ramirez	G	Texas Tech	Detroit Lions	Chicago Bears	03/30/2016	Unrestricted Free Agent Signing	R/UFA	Active
2016	Jarvis Jenkins	DE	Clemson	Chicago Bears	New York Jets	03/30/2016	Unrestricted Free Agent Signing	R/UFA	Active

2016	Samuel Acho	LB	Texas	Chicago Bears	Chicago Bears	03/29/2016	Unrestricted Free Agent Signing	R/UFA	Active
2016	Christopher Prosinski	S	Wyoming	Chicago Bears	Chicago Bears	03/28/2016	Unrestricted Free Agent Signing	R/UFA	Active
2016	Tracy Porter	CB	Indiana	Chicago Bears	Chicago Bears	03/24/2016	Unrestricted Free Agent Signing	R/UFA	Active
2016	Shea McClellin	LB	Boise State	Chicago Bears	New England Patriots	03/18/2016	Unrestricted Free Agent Signing	R/UFA	Active
2016	Martellus Bennett	TE	Texas A&M	Chicago Bears	New England Patriots	03/17/2016	Traded	Active	Active
2016	Marc Mariani	WR	Montana	Chicago Bears	Chicago Bears	03/17/2016	Unrestricted Free Agent Signing	R/UFA	Active
2016	Aaron Brewer	C	San Diego State		Chicago Bears	03/16/2016	Free Agent Signing	Free Agent	Active
2016	Mitchell Unrein	DT	Wyoming	Chicago Bears	Chicago Bears	03/16/2016	Unrestricted Free Agent Signing	R/UFA	Active
2016	Zachary Miller	TE	Nebraska-Omaha	Chicago Bears	Chicago Bears	03/15/2016	Unrestricted Free Agent Signing	R/UFA	Active
2016	Robert Housler	TE	Florida Atlantic	Chicago Bears	Chicago Bears	03/14/2016	Unrestricted Free Agent Signing	R/UFA	Active
2016	Akiem Hicks	DE	Regina, Can.	New England Patriots	Chicago Bears	03/14/2016	Unrestricted Free Agent Signing	R/UFA	Active
2016	Jerrell Freeman	LB	Mary Hardin-Baylor	Indianapolis Colts	Chicago Bears	03/13/2016	Unrestricted Free Agent Signing	R/UFA	Active
2016	Matthew Forte	RB	Tulane	Chicago Bears	New York Jets	03/11/2016	Unrestricted Free Agent Signing	R/UFA	Active
2016	Sherrick McManis	CB	Northwestern	Chicago Bears	Chicago Bears	03/11/2016	Unrestricted Free Agent Signing	R/UFA	Active
2016	Danny Trevathan	LB	Kentucky	Denver Broncos	Chicago Bears	03/10/2016	Unrestricted Free Agent Signing	R/UFA	Active
2016	Bobby Massie	OT	Mississippi	Arizona Cardinals	Chicago Bears	03/10/2016	Unrestricted Free Agent Signing	R/UFA	Active
2016	Jermon Bushrod	OT	Towson	Chicago Bears		02/16/2016	Terminated, Vested Veteran, Failed Physical	Active	Free Ag
2016	Keith Browner	DE	California		Chicago Bears	01/11/2016	Reserve/Future	Free Agent	Reserve
2016	Martin Wallace	G	Temple	Chicago Bears	Chicago Bears	01/05/2016	Reserve/Future	Practice Squad	Reserve
2016	Gannon Sinclair	TE	Missouri State	Chicago Bears	Chicago Bears	01/05/2016	Reserve/Future	Practice Squad	Reserve
2016	Nathan Palmer	WR	Northern Illinois	Chicago Bears	Chicago Bears	01/05/2016	Reserve/Future	Practice Squad	Reserve
2016	Danny Mason	LB	Texas A&M-Commerce	Chicago Bears	Chicago Bears	01/05/2016	Reserve/Future	Practice Squad	Reserve
2016	Marcus Lucas	WR	Missouri	Chicago Bears	Chicago Bears	01/05/2016	Reserve/Future	Practice Squad	Reserve
2016	Paula Lasike	RB	Brigham Young	Chicago Bears	Chicago Bears	01/05/2016	Reserve/Future	Practice Squad	Reserve
2016	Cornelius Edison	C	Portland State	Chicago Bears	Chicago Bears	01/05/2016	Reserve/Future	Practice Squad	Reserve
2016	Matthew Blanchard	QB	Wisconsin-Whitewater	Chicago Bears	Chicago Bears	01/05/2016	Reserve/Future	Practice Squad	Reserve
2016	De'Vante Bausby	CB	Pittsburg State	Chicago Bears	Chicago Bears	01/05/2016	Reserve/Future	Practice Squad	Reserve
2016	Jalen Saunders	WR	Oklahoma	Chicago Bears	Chicago Bears	01/04/2016	Suspension Lifted by Commissioner	PS; Com Susp	PS; Exc

## BEARS UPDATED "THE LAST TIME..."

### TEAM

#### Won in Overtime:

- By BEARS: 11/17/2013 vs. Baltimore (23-20)  
Time prior: 12/28/2009 vs. Minnesota (36-30)  
By Opp.: 12/6/2015 vs. San Francisco (26-20)  
Time prior: 10/18/2015 at Detroit (37-34)

#### Won in Regulation by Scoring Go-Ahead Points in the Last 2 Minutes

- By BEARS: 10/11/2015 at KC (18-17, M. Forte 7-yd TD pass from J. Cutler with :18 remaining)  
Time prior: 10/4/2015 vs. OAK (22-20, R. Gould 49-yd FG with :02 remaining)  
By Opp.: 11/1/2015 vs. MIN (23-20, B. Walsh 36-yd FG with 0:00 remaining)  
Time prior: 12/29/2013 vs. GB (33-28, R. Cobb 48-yd TD pass from A. Rodgers with 0:38 remaining)

#### Sent Game to Overtime by Scoring Game-Tying Points in the Last Two Minutes of Regulation

- By BEARS: 10/18/2014 at Detroit (R. Gould 29-yd FG with :00 remaining; DET won 37-34 in OT)  
Time prior: 9/7/2014 vs. Buffalo (R. Gould 37-yd FG with :30 remaining; BUF won 23-20 in OT)  
By Opp.: 12/6/2015 vs. SF (B. Gabbert 44-yd run/P.Dawson kick with 1:42 remaining; SF won 26-20 in OT)  
Time prior: 12/1/2013 at Minnesota (B. Walsh 30-yd FG with :20 remaining; MIN won 23-20 in OT)

#### Shutout

- By BEARS: 11/18/2010 at Miami (16-0)  
By Opp.: 9/27/2015 at Seattle (26-0)  
Time prior: 12/29/2002 vs. Tampa Bay (15-0)

#### Did Not Allow Opponent to Score a Touchdown (non-shutout)

- By BEARS: 10/7/2012 at Jacksonville (held Jacksonville to 1 FG; 41-3 CHI)  
By Opp.: 12/28/2014 at Minnesota (held Chicago to 3 FGs; 13-9 MIN)  
Time prior: 11/11/2012 vs. Houston (held Chicago to 2 FGs; 13-6 HOU)

#### Won By 20-or-More Points

- By BEARS: 11/15/2015 at St. Louis (24 points; 37-13)  
Time prior: 11/4/2012 at Tennessee (31 points; 51-20)  
By Opp.: 12/20/2015 at Minnesota (21 points; 38-17)  
Time prior: 9/27/2015 at Seattle (26 points; 26-0)

#### Won Game After Trailing by 20-or-More Points

- By BEARS: 10/16/2006 at Arizona (24-23 after trailing 20-0 and 23-3)  
By Opp.: 11/10/2002 vs. New England (33-30 after trailing 27-6)

#### Won After Trailing at End of the 1st Quarter

- By BEARS: 12/27/2015 at Tampa Bay (26-21 after trailing 7-0)  
Time prior: 11/26/2015 at Green Bay (17-13 after trailing 7-0)  
By Opp.: 9/11/16 at Houston (23-14 after trailing 7-0)  
Time prior: 11/27/2014 at Detroit (34-17 after trailing 14-3)

#### Won After Trailing at Halftime

- By BEARS: 11/9/2015 at San Diego (22-19 after trailing 16-7)  
Time prior: 10/11/2015 at Kansas City (18-17 after trailing 17-3)  
By Opp.: 10/16/16 vs. JAX (17-16 after trailing 14-0)  
Time prior: 9/11/2016 at Houston (23-14 after trailing 14-10)

#### Won After Trailing at End of the 3rd Quarter

- By BEARS: 12/27/2015 at Tampa Bay (26-21 after trailing 14-13)  
Time prior: 11/9/2015 at San Diego (22-19 after trailing 16-7)  
By Opp.: 10/16/16 vs. JAX (17-16 after trailing 13-0)  
Time Prior: 9/11/2016 at Houston (23-14 after trailing 14-13)

## BEARS UPDATED "THE LAST TIME..."

### Won After Trailing By 10-Plus Points in 4th Quarter

By BEARS: 10/11/2015 at Kansas City (18-17 after trailing by 11, 17-6)  
Time prior: 9/14/2014 at San Francisco (28-20 after trailing by 13, 20-7)

**By Opp.: 10/16/16 vs. JAX (17-16 after trailing by 13, 13-0)**

Time prior: 12/1/2013 at Minnesota (23-20 in OT after trailing by 10, 20-10)

### Scored 20 or More Points in a Quarter

By BEARS: 12/4/2014 vs. Dallas (21 in 4th quarter; 41-28 DAL)  
Time prior: 11/14/2014 vs. Tampa Bay (21 in 3rd quarter; 21-13 CHI)

By Opp.: 12/4/2014 vs. Dallas (21 in 3rd quarter; 41-28 DAL)  
Time prior: 11/27/2014 at Detroit (21 in 2nd quarter; 34-17 DET)

### Scored 30 or More Points in a Half

By BEARS: 11/4/2012 at Tennessee (31 in 1st half; 51-20 CHI)  
By Opp.: 11/9/2014 at Green Bay (42 in 1st half; 55-14 GB)  
Time prior: 10/26/2014 at New England (38 in 1st half; 51-23 NE)

### Scored Touchdowns on Offense and Defense

By BEARS: 9/22/2014 at N.Y. Jets (2 offense; 1 defense; 27-19 CHI)  
Time prior: 12/15/2013 at Cleveland (4 offense; 1 defense; 38-31 CHI)

By Opp.: 12/6/2015 vs. San Francisco (3 offense; 1 defense; 26-20 SF, OT)  
Time prior: 11/9/2015 at San Diego (1 offense; 1 defense; 22-19 CHI)

### Scored Touchdowns on Offense, Defense and Special Teams

By BEARS: 11/4/2012 at Tennessee (4 offense; 1 defense; 1 special teams; 51-20 CHI)  
By Opp.: 9/20/2015 vs. Arizona (5 offense; 1 defense; 1 special teams; 48-23 ARZ)  
Time prior: 9/15/2013 vs. Minnesota (1 offense; 1 defense; 1 special teams; 31-30 CHI)

### Won on Monday Night Football

By BEARS: 11/9/2015 at San Diego (22-19 on ESPN's Monday Night Football)  
Time prior: 9/22/2014 at N.Y. Jets (27-19 on ESPN's Monday Night Football)

**By Opp.: 9/19/16 vs. Philadelphia (29-14 on ESPN's Monday Night Football)**

Time prior: 12/15/2014 vs. New Orleans (31-15 on ESPN's Monday Night Football)

### Won on Sunday Night Football

By BEARS: 9/14/2014 at San Francisco (28-20 on NBC's Sunday Night Football)  
Time prior: 9/22/2013 at Pittsburgh (40-23 on NBC's Sunday Night Football)

**By Opp.: 9/25/16 at Dallas (31-17 on NBC's Sunday Night Football)**

Time prior: 11/9/2014 at Green Bay (55-14 on NBC's Sunday Night Football)

### Won on Thursday Night Football

By BEARS: 11/26/2015 at Green Bay (17-13 CHI on a special edition of NBC's Thursday Night Football)  
Time prior: 10/10/2013 vs. N.Y. Giants (27-21 CHI on NFLN's Thursday Night Football)

**By Opp.: 10/20/16 at GB (26-10 on NFLN's Thursday Night Football)**

Time prior: 12/4/2014 vs. Dallas (41-28 on NFLN's Thursday Night Football)

### No Turnovers

By BEARS: 12/27/2015 at Tampa Bay (CHI 26-21)  
Time prior: 11/26/2015 at Green Bay (CHI 17-13)

**By Opp.: 10/9/16 at Indianapolis (IND 29-23)**

**Time prior: 9/19/16 vs. Philadelphia (PHI 29-14)**

## OFFENSE

### Touchdown Scored on First Offensive Possession to Start Game

**By BEARS: 9/11/16 at Houston (J.Langford 1-yard run; 23-14 HOU)**

Time prior: 11/15/2015 at St. Louis (Z. Miller 87-yd pass from J. Cutler; 37-13 CHI)

**By Opp.: 9/25/15 at Dallas (D.Prescott 1-yd run; 31-17 DAL)**

Time prior: 1/3/2016 vs. Detroit (T. Wright 9-yd pass from M. Stafford; 24-20 DET)

## BEARS UPDATED "THE LAST TIME..."

### Touchdown Scored on First Offensive Possession of 2nd Half

**By BEARS: 10/2/16 vs. Detroit (Z.Miller 6-yd pass from B.Hoyer; CHI 17-14)**

Time prior: 12/21/2014 vs. Detroit (A. Jeffery 20-yd pass from J. Clausen; DET 20-14)  
By Opp.: 12/27/15 at Tampa Bay (C. Sims 50-yd pass from J. Winston; 26-21 CHI)  
Time prior: 12/20/15 at Minnesota (S. Diggs 33-yd pass from T. Bridgewater; 38-17 MIN)

### No Sacks Allowed

**By BEARS: 10/2/16 at IND (10/9/16)**

**Time prior: 9/25/16 at Dallas**

**By Opp.: 9/25/16 at Dallas**

Time prior: 9/20/2015 vs. Arizona

### No Turnovers and No Sacks Allowed

By BEARS: 10/10/2013 vs. N.Y. Giants  
Time prior: 12/23/2007 vs. Green Bay  
By Opp.: 9/13/2015 vs. Green Bay  
10/17/2010 vs. Seattle

### Successful Two-Point Conversion

By BEARS: 11/9/2015 at San Diego (J. Langford run)  
Time prior: 10/18/2015 at Detroit (M. Forte pass from J. Cutler)  
**By Opp.: 10/2/16 vs. Detroit (G.Tate pass from M.Stafford)**  
Time prior: 11/24/2013 at St. Louis (I. Pead pass from K. Clemens)

### Failed Two-Point Conversion

By BEARS: 11/22/2015 vs. Denver (run failed)  
Time prior: 11/10/2015 at Kansas City (pass failed - 2 times)  
By Opp.: 12/29/2013 vs. Green Bay (pass failed)  
Time prior: 10/26/2011 at Tampa Bay (pass failed)

### 500-or-More Total Net Yards of Offense

**By BEARS: 10/9/16 at IND (522; 125 rushing, 397 passing)**  
Time prior: 10/7/2012 at Jacksonville (501; 214 rushing, 287 passing)  
By Opp.: 10/18/2015 at Detroit (546; 155 rushing, 391 passing)  
Time prior: 12/22/2013 at Philadelphia (514; 289 rushing, 225 passing)

### 400-or-More Total Net Yards of Offense

**By BEARS: 10/2/16 vs. DET (408; 114 rushing; 294 passing)**  
Time prior: 11/9/2015 at SD (446; 109 rushing, 337 passing)  
**By Opp.: 10/20/16 at GB (406; 103 rushing, 303 passing)**  
**Time prior: 9/25/16 at Dallas (447; 199 rushing, 248 passing)**

### 300-or-More Net Rushing Yards by Team

By BEARS: 9/9/1984 vs. Denver (302 yds on 50 carries, 2 TDs)  
By Opp.: 10/14/2007 vs. Minnesota (311 yds on 43 carries, 3 TDs)

### 200-or-More Net Rushing Yards by Team

By BEARS: 9/28/2014 vs. Green Bay (235 on 41 carries, 0 TDs)  
Time prior: 10/7/2012 at Jacksonville (214 yards on 33 carries, 1 TD)  
By Opp.: 12/22/2013 at Philadelphia (289 yards on 36 carries, 4 TDs)  
Time prior: 12/1/2013 at Minnesota (246 yards on 40 carries, 1 TD)

### Individual 200-Yard Rushing Game

By BEARS: 10/2/2011 vs. Carolina (Matt Forte, 205 yds on 25 carries, TD)  
By Opp.: 12/1/2013 at Minnesota (Adrian Peterson, 211 yds on 35 carries, 0 TDs)  
Time prior: 10/14/2007 vs. Minnesota (Adrian Peterson, 224 yds on 20 carries, 3 TDs)

## BEARS UPDATED "THE LAST TIME..."

### Individual 150-Yard Rushing Game

By BEARS: 10/2/2011 vs. Carolina (Matt Forte, 205 yds on 25 carries, TD)  
By Opp.: 12/4/2014 vs. Dallas (DeMarco Murray, 179 yds on 32 carries, 1 TD)  
Time prior: 12/1/2013 at Minnesota (Adrian Peterson, 211 yds on 35 carries, 0 TDs)

### Individual 100-Yard Rushing Game

By BEARS: 10/9/16 at IND (Jordan Howard, 118 yds on 16 carries)  
Time prior: 10/2/16 vs. DET (Jordan Howard, 111 yds on 23 carries)  
By Opp.: 9/25/16 at Dallas (Ezekiel Elliot, 140 yds on 30 carries)  
Time prior: 9/11/2016 at Houston (Lamar Miller, 106 yds on 28 carries)

### Two 100-Yard Rushers in the Same Game

By BEARS: 11/10/1985 vs. Detroit (Walter Payton - 105, Matt Suhey - 102)  
By Opp.: 12/22/2013 at Philadelphia (249 total; LeSean McCoy -133, Bryce Brown -115)  
Time prior: 12/12/1976 vs. Denver (Norris Weese - 120, Ottis Armstrong - 116)

### Consecutive 100-Yard Rushing Games

By BEARS: 10/2/16 vs. DET & 10/9/16 at IND ( Jordan Howard, 111 vs. DET; 118 at IND)  
Time prior: 12/9/2013 vs. DAL & 12/15/2013 at CLE (Matt Forte. 102 vs. DAL, 127 at CLE)  
By Opp.: 12/1/2013 at MIN & 12/9/2013 vs. DAL (A. Peterson, MIN - 211; D. Murray, DAL - 146)  
Time prior: 11/24/2013 at STL & 12/1/2013 at MIN (B. Cunningham, STL - 109; A. Peterson, MIN - 211)

### Combined 200-Yards Rushing by Two Players (Non 200-Yard rusher, top 2 rushers)

By BEARS: 10/10/2010 at Carolina (209 total; Matt Forte - 166 and Chester Taylor - 43)  
By Opp.: 12/22/2013 at Philadelphia (249 total; LeSean McCoy -133, Bryce Brown -115)  
Time prior: 10/25/2009 at Cincinnati (206 total; Cedric Benson - 189 and Bernard Scott - 17)

### 60 Team Rushing Attempts

By BEARS: 11/8/1981 at Kansas City (61 for 201 yards, 0 TDs)  
By Opp.: Never

### 50 Team Rushing Attempts

By BEARS: 9/25/1988 at Green Bay (51 for 252 yards, 3 TDs)  
By Opp.: 10/30/1988 at New England (54 for 185 yards, 0 TDs)

### 40 Team Rushing Attempts

By BEARS: 12/6/2015 vs. San Francisco (42 for 170 yards, 2 TDs)  
Time prior: 9/28/2014 vs. Green Bay (41 for 235 yards, 0 TDs)  
By Opp.: 9/25/16 at Dallas (41 for 199, 3 TDs)  
Time prior: 12/1/2013 at Minnesota (40 for 246, 1 TD)

### Individual 40 Rushing Attempts

By BEARS: 11/20/1977 vs. Minnesota (Walter Payton, 40 for 275 yards, TD)  
By Opp.: Never

### Individual 30 Rushing Attempts

By BEARS: 12/23/2007 vs. Green Bay (Adrian Peterson, 30 for 102 yards, TD)  
By Opp.: 9/25/16 at Dallas (Ezekiel Elliot, 30 for 140 yards)  
Time prior: 12/4/2014 vs. Dallas (DeMarco Murray, 32 for 179 yards, 1 TD)

### Individual 20 Rushing Attempts

By BEARS: 10/2/16 vs. DET (Jordan Howard, 23 for 111 yards, 0 TDs)  
Time prior: 12/6/2015 vs. San Francisco (Matt Forte, 21 for 84 yards, 1 TD)  
By Opp.: 9/11/2016 at Houston (Lamar Miller, 28 for 106 yards)  
Time prior: 11/22/2015 vs. Denver (Ronnie Hillman, 21 for 102 yards, 0 TDs)

### Rushing Play of 75-Plus Yards

By BEARS: 11/27/1988 vs. Green Bay (Neal Anderson, 80-yard TD run)  
By Opp.: 11/4/2012 at Tennessee (Chris Johnson, 80-yard TD run)

## BEARS UPDATED "THE LAST TIME..."

### Rushing Play of 50-Plus Yards

**By BEARS: 10/9/16 at IND (Jordan Howard, 57-yard run)**

Time prior: 10/20/2013 at Washington (Matt Forte, 50-yard TD run)

By Opp.: 12/22/2013 at Philadelphia (B. Brown, 65-yard TD run)

Time prior: 11/24/2013 at St. Louis (T. Austin 65-yard run)

### Rushing Play of 25-Plus Yards

**By BEARS: 9/25/16 at Dallas (Jordan Howard, 36-yard run)**

Time prior: 11/15/2015 at St. Louis (Jay Cutler, 26-yard run)

**By Opp.: 10/20/16 at GB (Ty Montgomery, 30-yard run)**

**Time prior: 9/19/16 vs. Philadelphia (Ryan Matthews, 30-yard run)**

### 3-Plus Rushing Touchdowns by Team

By BEARS: 10/20/2013 at Washington (3, M. Forte - 3)

Time prior: 9/9/2012 vs. Indianapolis (3, M. Forte - 1, M. Bush - 2)

**By Opp.: 9/25/16 at Dallas (3, D.Prescott - 1, A. Morris - 1, L.Dunbar - 1)**

Time prior: 12/22/2013 at Philadelphia (4, L. McCoy - 2, C. Polk - 1, B. Brown -1)

### 3-Plus Rushing Touchdowns by Individual

By BEARS: 10/20/2013 at Washington (Matt Forte, 3)

Time prior: 12/17/1995 vs. Tampa Bay (Rashaan Salaam, 3)

By Opp.: 10/20/2013 at Washington (Roy Helu, 3)

Time prior: 10/14/2007 vs. Minnesota (Adrian Peterson, 3)

### 2-Plus Rushing Touchdowns by Individual

By BEARS: 11/23/2014 vs. Tampa Bay (Matt Forte, 2)

Time prior to that: 10/12/2014 at Atlanta (Matt Forte, 2)

**By Opp.: 9/19/16 vs. Philadelphia (Ryan Matthews, 9 for 32, 2 TDs)**

Time prior: 11/27/2014 at Detroit (Joiq Bell, 23 for 91 yards, 2 TDs)

### 400 Gross Yards Passing by Team

By BEARS: 11/14/1999 vs. Minnesota (422; 34 of 48, 3 TDs, INT)

By Opp.: 10/18/2015 at Detroit (405; 27 of 42, 4 TDs, 1 INT)

Time prior: 9/22/2013 at Pittsburgh (406; 26 of 41, 2 TDs, 2 INTs)

### 300 Gross Yards Passing by Team

**By BEARS: 10/16/16 vs. JAX (302; 30 of 49, 0 TDs, 0 INTs)**

**Time prior: 10/9/16 at IND (397; 33 of 43, 2 TDs, 0 INTs)**

**By Opp.: 10/20/16 at GB (326; 39 of 56, 3 TDs, 0 INTs)**

Time prior: 12/13/2015 vs. Washington (300; 24 of 31, 1 TD, 1 INT)

### 400 Yards Passing by Individual

By BEARS: 11/14/1999 vs. Minnesota (Jim Miller - 422; 34 of 48, 3 TDs, INT)

By Opp.: 10/18/2015 at Detroit (Matthew Stafford - 405; 27 of 42, 4 TDs, 1 INT)

Time prior: 9/22/2013 at Pittsburgh (Ben Roethlisberger - 406; 26 of 41, 2 TDs, 2 INTs)

### 300 Yards Passing by Individual

**By BEARS: 10/16/16 vs. JAX (Brian Hoyer - 302; 30 of 49, 0 TDs, 0 INTs)**

**Time prior: 10/9/16 at IND (Brian Hoyer - 397; 33 of 43, 2 TDs, 0 INTs)**

**By Opp.: 10/20/16 at GB (Aaron Rodgers - 326; 39 of 56, 3 TDs, 0 INTs)**

Time prior: 12/13/2015 vs. Washington (Kirk Cousins - 300; 24 of 31, 1 TD, 1 INT)

### Consecutive 300 Yards Passing by Individual

**By BEARS: 9/25/16 at DAL, 10/2/16 vs. DET, 10/9/16 at IND & 10/16/16 vs. JAX (Brian Hoyer - 317 at DAL, 302 vs. DET, 397 at IND & 302 vs. JAX)**

Time prior: 11/24/13 at STL, 12/1/13 at MIN & 12/9/13 vs. DAL (Josh McCown 352 at STL, 355 at MIN, 348 vs. DAL)

By Opp.: 11/23/14 vs. TB & 11/27/14 at DET (J. McCown 341 vs. TB, M. Stafford 390 at DET)

Time prior: 10/26/14 at NE & 11/9/14 at GB (T. Brady 354 at NE, A. Rodgers 314 at GB)



## BEARS UPDATED "THE LAST TIME..."

### 60-Plus Passing Attempts by Individual

By BEARS: 11/16/1997 vs. NY Jets (Erik Kramer - 60; 32 of 60, 354 yards, 2 TDs, 3 INTs)  
By Opp.: 11/13/2011 vs. Detroit (Matthew Stafford - 63; 33 of 63, 329 yards, 1 TD, 4 INTs)

### 50-Plus Passing Attempts by Individual

By BEARS: 11/12/2009 at San Francisco (Jay Cutler - 52; 29 of 52, 307 yards, 0 TDs, 5 INTs)  
By Opp.: 10/20/16 at GB (Aaron Rodgers - 56; 39 of 56, 326 yards, 3 TDs, 0 INTs)  
Time prior: 11/13/2011 vs. Detroit (Matthew Stafford - 63; 33 of 63, 329 yards, 1 TD, 4 INTs)

### 40-Plus Passing Attempts by Individual

By BEARS: 9/25/16 at Dallas (Brian Hoyer - 49, 30 of 49, 317 yards, 2 TDs, 0 INTs)  
Time prior: 11/9/2015 at San Diego (Jay Cutler - 40, 27 of 40, 345 yards, 2 TDs, 1 INT)  
By Opp.: 11/26/2015 at Green Bay (Aaron Rodgers - 43; 22 of 43, 202, 1 TD, 1 INT)  
Time prior: 11/9/2015 at San Diego (Philip Rivers - 42; 26 of 42, 280, 1 TD, 0 INTs)

### 30-Plus Passing Completions by Individual

By BEARS: 10/16/16 vs. JAX ( Brian Hoyer - 30, 30 of 49, 302 yards, 0 TDs, 0 INTs)  
Time prior: 10/9/16 at IND (Brian Hoyer - 33, 33 of 43 397 yards, 2 TDs, 0 INTs)  
By Opp.: 10/20/16 at GB (Aaron Rodgers - 39; 39 of 56, 326 yards, 3 TDs, 0 INTs)  
Time prior: 11/27/2014 at Detroit (Matthew Stafford - 34; 34 of 45, 390, 2 TDs, 0 INTs)

### 25-Plus Passing Completions by Individual

By BEARS: 10/2/16 vs. DET (Brian Hoyer -28, 28 of 36, 302 yards, 2 TDs, 0 INTs)  
Time prior: 12/20/2015 at Minnesota (Jay Cutler - 26, 26 of 37, 231 yards, 2 TDs, 1 INT)  
By Opp.: 1/3/2016 vs. Detroit (Matthew Stafford - 28; 28 of 39, 298, 3 TDs, 0 INTs)  
Time Prior: 11/9/2015 at San Diego (Philip Rivers - 26; 26 of 42, 280, 1 TD, 0 INTs)

### 4-Or-More Passing Touchdowns by Individual

By BEARS: 9/14/2014 at San Francisco (Jay Cutler - 4, 23 of 34, 176 yards, 4 TDs, 0 INTs)  
Time prior: 12/9/2013 vs. Dallas (Josh McCown - 4, 27 of 36, 348 yards, 4 TDs, 0 INTs)  
By Opp.: 12/20/2015 at Minnesota (Teddy Bridgewater - 4; 17 of 20, 231, 4 TDs, 0 INTs)  
Time prior: 10/18/2015 at Detroit (Matthew Stafford - 4; 27 of 42, 405, 4 TDs, 1 INT)

### 3-Or-More Passing Touchdowns by Individual

By BEARS: 11/15/2015 at St. Louis (Jay Cutler - 3, 19 of 24, 258 yards, 3 TDs, 0 INTs)  
Time prior: 11/16/2014 vs. Minnesota (Jay Cutler - 3, 31 of 43, 330 yards, 3 TDs, 2 INTs)  
By Opp.: 10/20/16 at GB (Aaron Rodgers - 3, 39 of 56, 326 yards, 3 TDs, 0 INTs)  
Time prior: 1/3/2016 vs. Detroit (Matthew Stafford - 3; 28 of 39, 405, 3 TDs, 0 INTs)

### 10-Or-More Receptions by Individual

By BEARS: 11/9/2015 at San Diego (Alshon Jeffery, 10 receptions, 151 yards, 0 TDs)  
Time prior: 11/1/2015 vs. Minnesota (Alshon Jeffery, 10 receptions, 116 yards, 1 TD)  
By Opp.: 10/20/16 at GB (Davante Adams - 13 receptions, 132 yards, 2 TDs; Randall Cobb - 11 recepitions, 95 yards, 1 TD; Ty Montgomery - 10 receptions, 66 yards, 0 TDs)  
Time prior: 1/3/2016 vs. Detroit (Calvin Johnson - 10, 10 receptions, 137 yards, 1 TD)

### 200-Plus Receiving Yards by Individual

By BEARS: 12/1/2013 at Minnesota (Alshon Jeffery, 245 yards, 12 receptions 2 TDs)  
Time prior: 10/6/2013 vs. New Orleans (Alshon Jeffery, 218 yards, 10 receptions, 1 TD)  
By Opp.: 12/17/2000 at San Francisco (Terrell Owens, 283 yards, 20 receptions, 1 TD)

### 150-Plus Receiving Yards by Individual

By BEARS: 11/9/2015 at San Diego (Alshon Jeffery, 151 yards, 10 receptions 0 TDs)  
Time prior: 10/18/2015 at Detroit (Alshon Jeffery, 166 yards, 6 receptions 1 TD)  
By Opp.: 11/9/2014 at Green Bay (Jordy Nelson, 152 yards, 6 receptions, 2 TDs)  
Time prior to that: 12/29/2013 vs. Green Bay (Jordy Nelson, 161 yards, 10 receptions, 0 TDs)

## BEARS UPDATED "THE LAST TIME..."

### 100-Plus Receiving Yards by Individual

**By BEARS:** 10/16/16 vs. JAX (Cameron Meredith, 113, 11 receptions)

Time prior: 10/9/16 at IND (Cameron Meredith, 130 yards, 9 receptions)

**By Opp.:** 10/20/16 at GB (Davante Adams, 132 yards, 13 receptions, 2 TDs)

Time prior: 9/11/2016 at Houston (Will Fuller, 107 yards, 5 receptions, 1 TD)

### Two 100-Yard Receivers

By BEARS: 11/15/2015 at St. Louis (Jeremy Langford 109 yards and Zach Miller 107 yards)

Time prior: 10/12/2014 at Atlanta (Alshon Jeffery 136 yards and Brandon Marshall 113 yards)

By Opp.: 11/23/2014 vs. Tampa Bay (Vincent Jackson 117 yards & Louis Murphy 113 yards)

Time prior: 10/26/2014 at New England (Rob Gronkowski 149 yards & Brandon LaFell 124 yards)

### Three 100-Yard Receivers

By BEARS: Never

By Opp.: 12/26/1982 at L.A. Rams (George Farmer 183, Preston Dennard 122 & Wendell Tyler 102)

### Consecutive 100 Yards Receiving by Individual

**By BEARS:** 10/9/16 at IND & 10/16/16 vs. JAX (Cameron Meredith 130 at IND; 113 JAX vs. JAX)

Time prior: 11/1/15 vs. MIN & 11/9/15 at SD (Alshon Jeffery 116 vs. MIN; 151 at SD)

By Opp.: 11/23/14 vs. TB & 11/27 at DET (V. Jackson 117 L. Murphy 113 vs. TB; C. Johnson 146 at DET)

Time prior: 10/26/14 at NE & 11/9/14 at GB (B. LaFell 124 & R. Gronkowski 149 at NE; J. Nelson 152 at

GB)

### Pass Play of 80-Plus Yards

By BEARS: 11/15/2015 at St. Louis (Jay Cutler to Jeremy Langford, 83 yards, TD)

Time prior: 11/15/2015 at St. Louis (Jay Cutler to Zach Miller, 87 yards, TD)

By Opp.: 11/30/2008 at Minnesota (Gus Frerotte to Bernard Berrian, 99 yards, TD)

### Pass Play of 60-Plus Yards

**By BEARS:** 10/2/16 vs. DET (Brian Hoyer to Eddie Royal 64 yards)

Time prior: 11/15/2015 at St. Louis (Jay Cutler to Jeremy Langford, 83 yards, TD)

By Opp.: 12/6/2015 vs. San Francisco (Blaine Gabbert to Torrey Smith, 71 yards, TD)

Time Prior: 11/9/2014 at Green Bay (Aaron Rodgers to Jordy Nelson, 73 yards, TD)

### Pass Play of 40-Plus Yards

**By BEARS:** 9/19/16 vs. Philadelphia (Jay Cutler to Alshon Jeffery, 49 yards)

Time prior: 9/11/2016 at Houston (Jay Cutler to Alshon Jeffery, 54 yards)

**By Opp.:** 10/16/16 vs. JAX (Blake Bortles to Arrelious Benn, 51 yards, TD)

Time prior: 9/25/16 at Dallas (Dak Prescott to Terrence Williams, 47 yards)

### Offensive Lineman Caught a Pass

By BEARS: 12/1/2013 at Minnesota (Josh McCown to Kyle Long, -1 yard)

Time prior: 11/4/2012 at Tennessee (Jay Cutler to Lance Louis, 4 yards)

By Opp.: 11/16/2003 vs. St. Louis (Marc Bulger to Adam Timmerman, -7 yards)

### Quarterback Caught a Pass

By Bears: 9/10/2006 at Green Bay (Rex Grossman from Thomas Jones, -4 yards)

By Opp.: 12/16/2012 vs. Green Bay (Aaron Rodgers from Rodgers, -1 yards)

### 3-Plus Receiving Touchdowns by Team

By BEARS: 11/15/2015 at St. Louis (3, Zach Miller - 2, Jeremy Langford - 1)

Time prior: 11/16/2014 vs. Minnesota (4, Brandon Marshall - 2, Alshon Jeffery - 1)

**By Opp.:** 10/20/16 at GB (3, Davante Adams - 2, Randall Cobb - 1)

Time prior: 1/3/2016 vs. Detroit (3, C. Johnson, E. Ebron and T. Wright - 1 each)

### 3-Plus Receiving Touchdowns by Individual

By BEARS: 9/14/2014 at San Francisco (Brandon Marshall, 3)

Time prior: 11/4/2012 at Tennessee (Brandon Marshall, 3)

By Opp.: 9/20/2015 vs. Arizona (Larry Fitzgerald, 3)

Time prior: 10/26/2014 at New England (Rob Gronkowski, 3)

## BEARS UPDATED "THE LAST TIME..."

### 2-Plus Receiving Touchdowns by Individual

By BEARS: 11/15/2015 at St. Louis (Zach Miller, 2)  
Time prior to that: 11/27/2014 at Detroit (Alshon Jeffery, 2)

By Opp.: **10/20/16 at GB (Davante Adams, 2)**

Time prior: 12/20/2015 at Minnesota (Stefon Diggs, 2)

### Offensive Lineman Scored a Touchdown

By BEARS: 12/25/2011 at Green Bay, Edwin Williams (fumble recovery in end zone)

By Opp.: 11/16/1969 at Atlanta, Mal Snider (48-yard kickoff return)

## DEFENSE

### Held Opponent Under 150 Total Net Yards

By BEARS: 10/10/2010 at Carolina (147 total; 85 rushing & 62 passing)

By Opp.: 9/27/2015 at Seattle (146 total; 98 rushing & 48 passing)

Time prior: 11/19/2012 at San Francisco (143 total; 85 rushing & 58 passing)

### Held Opponent Under 100 Total Net Yards

By BEARS: 11/26/1978 vs. Tampa Bay (92 total; 99 rushing & -7 passing)

By Opp.: 12/27/1992 at Dallas (92 total; 28 rushing & 64 passing)

### Held Opponent Under 50 Net Rushing Yards

By BEARS: 10/12/2014 at Atlanta (42)

Time prior: 12/23/2012 at Arizona (29)

By Opp.: 12/4/2014 vs. Dallas (35)

Time prior: 11/27/2014 at Detroit (13)

### Held Opponent Under 25 Net Rushing Yards

By BEARS: 9/12/2010 vs. Detroit (20)

By Opp.: 11/27/2014 at Detroit (13)

Time prior: 9/25/2011 vs. Green Bay (13)

### Held Opponent Under 100 Net Passing Yards

By BEARS: 12/9/2012 at Minnesota (77)

By Opp.: 9/27/2015 at Seattle (48)

Time prior: 10/10/2010 at Carolina (29)

### Held Opponent Under 50 Net Passing Yards

By BEARS: 11/13/2005 vs. San Francisco (28)

By Opp.: 9/27/2015 at Seattle (48)

Time prior: 10/10/2010 at Carolina (29)

### Held Opponent Under 100 Gross Passing Yards

By BEARS: 12/9/2012 at Minnesota (91)

By Opp.: 9/27/2015 at Seattle (63)

Time prior: 10/10/2010 at Carolina (51)

### Held Opponent Under 50 Gross Passing Yards

By BEARS: 11/13/2005 vs. San Francisco (28)

By Opp.: 12/3/2006 vs. Minnesota (34)

### 8-Plus Takeaways by Team

By BEARS: 9/2/1984 vs. Tampa Bay (8; 6 INTs, 2 FRs; CHI 34-14)

By Opp.: 10/11/1998 at Arizona (8; 4 INTs, 4 FRs; ARZ 20-7)

### 7-Plus Takeaways by Team

By BEARS: 9/17/1995 at Tampa Bay (7; 4 INTs, 3 FRs; CHI 25-6)

By Opp.: 10/11/1998 at Arizona (8; 4 INTs, 4 FRs; ARZ 20-7)

## BEARS UPDATED "THE LAST TIME..."

### 6-Plus Takeaways by Team

By BEARS: 11/13/2011 vs. Detroit (6; 4 INTs, 2 FRs; CHI 37-13)  
By Opp.: 10/24/2010 vs. Washington (6; 4 INTs, 2 FRs; WAS 17-14)

### 5-Plus Interceptions by Team

By BEARS: 10/01/2012 at Dallas (5; CHI 34-18)  
By Opp.: 11/12/2009 at San Francisco (5; SF 10-6)

### 4-Plus Interceptions by Team

By BEARS: 10/01/2012 at Dallas (5; CHI 34-18)  
By Opp.: 9/13/2012 at Green Bay (4; GB 23-10)

### 2-Plus Interceptions by Individual

By BEARS: 9/14/2014 at San Francisco (Kyle Fuller, 2)  
Time prior: 12/15/2013 at Cleveland (Zackary Bowman, 2)  
By Opp.: 12/15/2014 vs. New Orleans (P. Warren, 2)  
Time prior: 12/15/2013 at Cleveland (Tashaun Gipson, 2)

### 2-Plus Opponent Fumble Recoveries by Individual

By BEARS: 12/27/2015 at Tampa Bay (John Timu, 2)  
Time prior: 11/4/2012 at Tennessee (Kelvin Hayden, 2)  
By Opp.: Unknown

### Intercepted Pass Returned for a Touchdown

By BEARS: 9/22/2014 at N.Y. Jets (Ryan Mundy, 45 yards)  
Time prior: 12/15/2013 at Cleveland (Zackary Bowman, 43 yards)  
By Opp.: 12/6/2015 vs. San Francisco (Jimmie Ward, 29 yards)  
Time prior: 11/9/2015 at San Diego (Jason Verrett, 68 yards)

### Opponent Fumble Returned for a Touchdown

**By BEARS: 10/2016 at GB (Leonard Floyd, recoverd in end zone)**  
Time prior: 9/22/2013 at Pittsburgh (Julius Peppers, 42 yards)  
By Opp.: 10/11/2015 at Kansas City (Ramik Wilson, recovered in end zone)  
Time prior: 10/26/2014 at New England (Rob Ninkovich, 15 yards)

### Defensive Lineman Scored a Touchdown

By BEARS: 11/17/2013 vs. Baltimore (David Bass, 24-yard interception return)  
Time prior: 9/22/2013 at Pittsburgh (Julius Peppers, 42-yard opponent fumble return)  
By Opp.: 10/26/2014 at New England (Rob Ninkovich, 15-yard fumble return)  
Time prior: 11/24/2013 at St. Louis (Robert Quinn, 31-yard fumble return)

### Linebacker Scored a Touchdown

**By BEARS: 10/20/16 at GB (Leonard Floyd, fumble recovered in end zone)**  
Time prior: 11/4/2012 at Tennessee (Brian Urlacher 46-yard INT return)  
By Opp.: 10/11/2015 at Kansas City (Ramik Wilson, fumble recovered in end zone)  
Time prior: 10/20/2013 at Washington (Brian Orakpo, 29-yard INT return)

### Defensive Back Scored a Touchdown

By BEARS: 9/22/2014 at N.Y. Jets (Ryan Mundy, 45-yard INT return)  
Time prior: 12/15/2013 at Cleveland (Zackary Bowman, 43-yard INT return)  
By Opp.: 12/6/2015 vs. San Francisco (Jimmie Ward, 29-yard INT return)  
Time prior: 11/9/2015 at San Diego (Jason Verrett, 68-yard INT return)

### Safety

By Bears: 10/16/2011 vs. Minnesota (Stephen Paea sacks Donovan McNabb in end zone)  
By Opp.: 12/22/2013 at Philadelphia (Matt Forte tackled in end zone by Cedric Thornton)  
Time prior: 11/19/2012 at San Francisco (Chilo Rachal tackled in end zone by Ray McDonald)

## BEARS UPDATED "THE LAST TIME..."

### 8-Plus Sacks by Team

By BEARS: 11/20/2005 vs. Carolina (8; CHI 13-3)  
By Opp.: 10/3/2010 at N.Y. Giants (10; NYG 17-3)

### 7-Plus Sacks by Team

By BEARS: 11/20/2005 vs. Carolina (8; CHI 13-3)  
By Opp.: 12/15/2014 vs. New Orleans (7; NO 31-15)  
Time prior: 9/13/2012 at Green Bay (7; GB 23-10)

### 3-Plus Sacks by Individual

#### By BEARS: 10/9/16 at IND (Willie Young, 3)

Time prior: 10/19/2014 vs. Miami (Jeremiah Ratliff, 3.5)  
By Opp.: 12/15/2014 vs. New Orleans (David Hawthorne, 3)  
Time prior: 12/22/2013 at Philadelphia (Trent Cole, 3)

### 2-Plus Sacks by Individual

#### By BEARS: 10/20/16 at GB (Leonard Floyd, 2)

Time prior: 10/16/16 vs. JAX (Willie Young, 2)

#### By Opp.: 9/11/2016 at Houston (Whitney Mercilus, 2)

Time prior: 12/21/2014 vs. Detroit (Ndamukong Suh, 2)

## SPECIAL TEAMS

### Blocked Extra Point

By BEARS: 12/6/2015 vs. San Francisco (Eddie Goldman, Phil Dawson was the kicker)  
Time prior: 11/7/2010 at Buffalo (Israel Idonije, Rian Lindell was the kicker)  
By Opp.: 10/4/2015 vs. Oakland (Denico Autry, Robbie Gould was the kicker)  
Time prior: 12/4/2014 vs. Dallas (B. Church, Jay Feely was the kicker)

### Blocked Field Goal

#### By BEARS: 10/20/16 at GB (Akiem Hicks blocks Mascon Crosby's 31-yard attempt)

Time prior: 10/11/2015 at Kansas City (Pernell McPhee blocks Cairo Santos' 27-yard attempt)  
By Opp.: 12/23/2012 at Arizona (Adrian Wilson blocks Olindo Mare's 20-yard attempt)

### Blocked Field Goal for TD

By BEARS: 10/11/1978 vs. Oakland (Mike Spivey 71-yard return; blocked by Virgil Livers)  
By Opp.: 12/23/2012 at Arizona (Justin Bethel 82-yard return; blocked by Adrian Wilson)

### Blocked Punt

By BEARS: 11/4/2012 at Tennessee (Sherrick McManis blocks Brett Kern's punt)  
By Opp.: 12/27/2015 at Tampa Bay (Jeremiah George blocks Pat O'Donnell's punt)  
Time prior: 9/14/2014 at San Francisco (Aaron Lynch blocks Pat O'Donnell's punt)

### Blocked Punt for TD

By BEARS: 11/4/2012 at Tennessee (Corey Wootton 5-yard return; blocked by Sherrick McManis)  
By Opp.: 9/14/1987 vs. N.Y. Giants (Tom Flynn recovered in end zone; blocked by Eric Howard)

### Fake Field Goal for TD

By BEARS: 12/1/2002 (Brad Maynard 12-yard pass to Dustin Lyman)  
By Opp.: 9/13/2012 (Tim Masthay 27-yard pass to Tom Crabtree)

### Missed Extra Point (kick not blocked)

By BEARS: 12/11/2005 at Pittsburgh (Robbie Gould, wide left)

#### By Opp.: 10/21/16 at GB (Mason Crosby, wide right)

Time prior: 11/9/2015 at San Diego (Josh Lambo, wide left)

### Missed Field Goal Returned

By BEARS: 11/12/2006 at N.Y. Giants (Devin Hester, 108 yard TD)  
By Opp.: 11/8/2009 vs. Arizona (Antrel Rolle, 59 yards)

## BEARS UPDATED "THE LAST TIME..."

### Muff Recovered for TD

By BEARS: 10/19/2008 vs. Minnesota (Zackary Bowman, muffed punt recovered in end zone)  
By Opp.: Never

### Punt Returned for TD

By BEARS: 9/19/16 vs. Philadelphia (Eddie Royal, 65 yards)

Time prior: 10/20/2013 at Washington (Devin Hester, 81 yards)

By Opp.: 10/2/16 vs. DET (A.Roberts, 85 yards)

Time prior: 11/1/2015 vs. Minnesota (M. Sherels, 65 yards)

### 100 or More Punt Return Yards by Individual

By BEARS: 11/13/2011 vs. Detroit (Devin Hester, 122 yards, TD on 3 returns)

Time prior: 10/15/2007 vs. Minnesota (Devin Hester, 108 yards, TD on 4 returns)

By Opp.: 10/2/16 vs. DET (A.Roberts, 100 yards, TD on 2 returns)

Time prior: 12/21/1997 at Tampa Bay (Karl Williams, 116 yards, TD on 6 returns)

### Kickoff Returned for TD

By BEARS: 11/9/2014 at Green Bay (Chris Williams, 101 yards)

Time prior: 10/16/2011 vs. Minnesota (Devin Hester, 98 yards)

By Opp.: 9/27/2015 at Seattle (Tyler Lockett, 105 yards)

Time prior: 9/20/2015 vs. Arizona (David Johnson, 108 yards)

### 150 or More Kickoff Return Yards by Individual

By BEARS: 12/20/2015 at Minnesota (Deonte Thompson, 153 yards on 5 returns)

Time prior: 11/9/2014 at Green Bay (Chris Williams, 288 yards on 10 returns)

By Opp.: 12/10/2010 at Minnesota (Lorenzo Booker, 187 yards on 8 returns)

Time prior: 11/14/2010 vs. Minnesota (Percy Harvin, 151 yards on 6 returns)

### Recovered Own Onside Kick

By BEARS: 12/20/2015 at Minnesota (Sherrick McManis recovered Robbie Gould kick)

Time prior: 12/4/2014 vs. Dallas (Dante Rosario recovered Jay Feely kick)

By Opp.: 12/4/2013 at Green Bay (Jamari Lattimore recovered Mason Crosby kick)

11/7/2004 at N.Y. Giants (Jack Brewer recovered Steve Christie kick)

### 5 or more Field Goals Made

By BEARS: 10/20/1968 at Philadelphia (Mac Percival, 5 of 5)

By Opp.: 10/9/16 at IND (Adam Vinatieri, 5 of 5)

Time prior: 10/28/2012 vs. Carolina (Justin Medlock, 5 of 5)

### 4 or more Field Goals Made

By BEARS: 12/27/2015 at Tampa Bay (Robbie Gould, 4 of 4)

Time prior: 10/18/2015 at Detroit (Robbie Gould, 4 of 4)

By Opp.: 9/27/2015 at Seattle (Steven Hauschka, 4 for 4)

Time prior: 9/22/2014 at N.Y. Jets (Nick Folk, 4 for 4)

### 3 or more Field Goals Made

By BEARS: 10/16/16 vs. JAX (Connor Barth 3 of 3)

Time prior: 10/9/16 at IND (Connor Barth 3 of 4)

By Opp.: 9/19/16 vs. Philadelphia (Caleb Sturgis, 3 of 3)

Time prior: 9/11/2016 at Houston (Nick Novak, 3 of 3)

### FG Made of 50-or-More Yards

By BEARS: 12/27/2015 at Tampa Bay (Robbie Gould, 50 yards)

Time prior: 12/20/2015 at Minnesota (Robbie Gould, 51 yards)

By Opp.: 10/9/16 at IND (Adam Vinatieri, 54 & 53 yards)

Time prior: 10/2/16 vs. DET (Matt Prater, 50 yards)

# BEARS UPDATED CAREER RECORDS

## CAREER COACHING RECORDS

	Years	Overall	Regular	Post-season
		W-L-T (Pct.)	W-L-T	W-L
1. George Halas	1920-29; 33-42; 46-55; 58-67	324-151-31 (.682)	318-148-31	6-3
2. Mike Ditka	1982-92	112-68-0 (.622)	106-62-0	6-6
3. Lovie Smith	2004-12	84-66-0 (.560)	81-63-0	3-3
4. Dave Wannstedt	1993-98	41-57-0 (.418)	40-56-0	1-1
5. Dick Jauron	1999-2003	35-46-0 (.432)	35-45-0	0-1
6. Neill Armstrong	1978-81	30-35-0 (.462)	30-34-0	0-1
7. Ralph Jones	1930-32	24-10-7 (.706)	24-10-7	None
8. Heartley "Hunk" Anderson/ Luke Johnsos (co-coaches)	1942-45	24-12-2 (.667)	23-11-2	1-1
9. Jack Pardee	1975-77	20-23-0 (.465)	20-22-0	0-1
10. Jim Dooley	1968-71	20-36-0 (.357)	20-36-0	None
11. John "Paddy" Driscoll	1956-57	14-10-1 (.583)	14-9-1	0-1
12. Marc Trestman	2013-14	13-19-0 (.406)	13-19-0	None
13. Abe Gibron	1972-74	11-30-1 (.274)	11-30-1	None
<b>14. John Fox</b>	<b>2015-16</b>	<b>7-16-0 (.318)</b>	<b>7-16-0</b>	<b>None</b>
<b>TOTALS</b>	<b>1920-2016</b>	<b>759-579-42 (.550)</b>	<b>742-561-42</b>	<b>17-18</b>

## CAREER SCORING

	Years	Ru	Rec	Ret	PAT	FG	2pts	Pts
1. Robbie Gould (k)	2005-15	0	0	0	379/383	276/323	0	1,207
2. Kevin Butler (k)	1985-95	0	0	0	387/397	243/332	0	1,116
3. Walter Payton (hb)	1975-87	110	15	0	0	0	0	750
4. Bob Thomas (k)	1975-84	0	0	0	245/268	128/205	0	629
5. George Blanda (k-qb)	1949-58	5	0	0	247/250	88/201	0	541
6. Paul Edinger (k)	2000-04	0	0	0	133/133	110/146	0	463
7. Mac Percival (k)	1967-73	0	0	0	159/162	99/182	0	456
8. Neal Anderson (rb)	1986-93	51	20	0	0	0	0	426
9. Matt Forté	2008-15	45	19	0	0/0	0/0	6	396
10. Roger Leclerc (k)	1960-66	0	0	0	152/158	75/146	0	377
11. Jack Manders (fb-lb-hb-db-k)	1933-40	11	6	2	133/*	40/*	0	367
12. Rick Casares (fb)	1955-64	49	10	0	0	0	0	354
13. Gale Sayers (rb)	1965-71	39	9	8	0	0	0	336
14. Ken Kavanaugh (e)	1940-41; 45-50	0	50	2	1/1	0	0	313
15. Johnny Lujack (qb-k)	1948-51	21	0	0	130/136	4/9	0	268
16. Jeff Jaeger (k)	1996-99	0	0	0	77/78	63/83	0	266
17. Joe Sternaman (qb-k)	1922-25; 27-30	21	4	0	56/*	13/*	0	251
18. Harlon Hill (e)	1954-61	0	40	0	0	0	0	240
19. George McAfee (hb-db)	1940-41; 45-50	22	11	6	0	0	0	234
20. Ray "Scooter" McLean (hb-db-k)	1940-47	6	21	3	45/54	0/1	0	225

\* figures not available

## CAREER INTERCEPTIONS

	Years	Int	Yards	Avg	TD
1. Gary Fencik (s)	1976-87	38	483	12.7	1
2. Richie Petitbon (s)	1959-68	37	643	17.4	3
3. Charles Tillman (cb)	2003-14	36	675	18.8	8
4. Donnell Woolford (cb)	1989-96	32	212	6.6	1
5. Bennie McRae (cb)	1962-70	27	485	18.0	4
6. Dave Whitsell (cb)	1961-66	26	397	15.3	2
7. George McAfee (db)	1940-41; 45-50	25	350	14.0	1
8. JC Caroline (db)	1956-65	24	405	16.9	2
Doug Buffone (lb)	1966-79	24	211	8.8	0
10. Roosevelt Taylor (s)	1961-69	23	414	18.0	3
11. Brian Urlacher (lb)	2000-12	22	324	14.7	2
Dick Butkus (lb)	1965-73	22	166	7.5	0
Allan Ellis (cb)	1973-77; 79-80	22	185	8.4	1

## BEARS UPDATED CAREER RECORDS

### CAREER RUSHING

	Years	Att	Yards	Avg	TD
1. Walter Payton.....	1975-87	3,838	16,726	4.4	110
2. Matt Forté.....	2008-15	2,035	8,602	4.2	45
3. Neal Anderson.....	1986-93	1,515	6,166	4.1	51
4. Rick Casares (fb).....	1955-64	1,386	5,657	4.1	49
5. Gale Sayers.....	1965-71	991	4,956	5.0	39
6. Thomas Jones.....	2004-06	850	3,493	4.1	22
7. Anthony Thomas.....	2001-04	858	3,332	3.9	21
8. Roland Harper (fb).....	1975-78; 80-82	757	3,044	4.0	15
9. Willie Galimore.....	1957-63	670	2,985	4.5	26
10. Matt Suhey (fb).....	1980-89	829	2,946	3.6	20
11. Ronnie Bull (hb/fb).....	1962-70	787	2,871	3.7	9
12. Bronko Nagurski (fb).....	1930-37; 43	633	2,778	4.4	18
13. Bobby Douglass (qb).....	1969-75	373	2,470	6.6	20
14. Ray Nolting.....	1936-43	508	2,285	4.5	16
15. Raymont Harris.....	1994-97	592	2,245	3.8	15
16. George Gulyanics.....	1947-52	609	2,081	4.1	19
17. Brad Muster (fb).....	1988-92	455	2,014	4.4	20
18. James Allen.....	1998-2001	515	1,978	3.8	4
19. Gary Famiglietti.....	1938-45	505	1,927	3.8	20
20. Beattie Feathers.....	1934-37	320	1,846	5.8	14
21. Bill Osmanski (fb).....	1939-43; 46-47	368	1,753	4.8	20
22. George McAfee.....	1940-41; 45-50	341	1,685	4.9	22
23. Rashaan Salaam.....	1995-97	470	1,682	3.6	13
24. Jim Harbaugh (qb).....	1987-93	296	1,609	5.4	15
25. Cedric Benson.....	2005-07	420	1,593	3.8	10

### CAREER PASSING

(400+ Attempts)	Years	Att	Cmp	Cmp%	Yards	Y/Att	TD	TD%	Int	Int%	Rating
<b>1. Jay Cutler.....</b>	<b>2009-16</b>	<b>3,180</b>	<b>1,967</b>	<b>61.9</b>	<b>22,757</b>	<b>7.16</b>	<b>151</b>	<b>4.7</b>	<b>106</b>	<b>3.3</b>	<b>85.4</b>
2. Erik Kramer.....	1994-98	1,557	913	58.6	10,582	6.80	63	4.0	45	2.9	80.7
3. Jim McMahon.....	1982-88	1,513	874	57.8	11,203	7.37	67	4.4	56	3.7	80.4
4. Jim Miller.....	1999-2002	965	565	58.5	5,867	6.08	34	3.5	26	2.7	76.7
5. Shane Matthews.....	1993-96; 99-01	599	366	61.1	3,461	5.78	19	3.2	18	3.0	75.1
6. Sid Luckman.....	1939-50	1,744	904	51.8	14,686	8.42	137	7.9	132	7.6	75.0
7. Jim Harbaugh.....	1987-93	1,759	1,023	58.1	11,567	6.58	50	2.8	56	3.2	74.2
8. Bill Wade.....	1961-66	1,407	767	54.5	9,958	7.08	68	4.8	66	4.7	73.4
9. Rudy Bukich.....	1958-59; 62-68	878	474	54.0	6,254	7.12	46	5.2	45	5.1	72.8
10. Kyle Orton.....	2005-08	913	505	55.3	5,319	5.83	30	3.3	27	3.1	71.1
11. Rex Grossman.....	2003-08	962	521	54.2	6,164	6.41	33	3.4	35	3.6	70.1
12. Cade McNown.....	1999-2000	515	281	54.6	3,111	6.04	16	3.1	19	3.7	67.7
13. Johnny Lujack.....	1948-51	808	404	50.0	6,295	7.79	41	5.1	54	6.7	65.3
14. Mike Tomczak.....	1985-90	915	454	49.6	6,247	6.83	33	3.6	47	5.1	62.5
Ed Brown.....	1954-61	1,246	607	48.7	9,698	7.78	63	5.1	88	7.1	62.5

### CAREER SACKS (SINCE 1982)

	Years	Sacks
1. Richard Dent.....	1983-93; 95	124.5
2. Steve McMichael.....	1982-93	92.5
3. Dan Hampton.....	1982-90	57.0
4. Alex Brown.....	2002-09	43.5
5. Trace Armstrong.....	1989-94	42.0
Adewale Ogunleye.....	2004-09	42.0
7. Brian Urlaher.....	2000-12	41.5
8. Jim Flanigan.....	1994-2000	40.5
9. Julius Peppers.....	2010-13	38.0
10. Otis Wilson.....	1982-87	36.0

### CAREER FIELD GOALS

	Years	FG	FGA	Pct.
1. Robbie Gould.....	2005-15	276	323	85.4
2. Kevin Butler.....	1985-95	243	332	73.2
3. Bob Thomas.....	1975-84	128	205	62.4
4. Paul Edinger.....	2000-04	110	146	75.3
5. Mac Percival.....	1967-73	99	182	54.4



# BEARS UPDATED CAREER RECORDS

## CAREER RECEIVING

### — YARDS —

	Years	Yards	Receptions	Avg	TD
1. Johnny Morris (wr).....	1958-67	5,059	356	14.2	31
2. Harlon Hill (wr).....	1954-61	4,616	226	20.4	40
3. Walter Payton (rb).....	1975-87	4,538	492	9.2	15
4. Mike Ditka (te).....	1961-66	4,503	316	14.3	34
5. Curtis Conway (wr).....	1993-99	4,498	329	13.7	31
<b>6. Alshon Jeffery (wr).....</b>	<b>2012-16</b>	<b>4,248</b>	<b>284</b>	<b>15.0</b>	<b>24</b>
7. Matt Forté (rb).....	2008-15	4,116	487	8.5	19
8. Marty Booker (wr).....	1999-2003; 08	3,895	329	11.8	25
9. Willie Gault (wr).....	1983-87	3,650	184	19.8	27
10. Ken Kavanaugh (e).....	1940-41; 45-50	3,626	162	22.4	50
11. Dick Gordon (wr).....	1965-71	3,550	238	14.9	35
12. Brandon Marshall (wr).....	2012-14	3,524	279	12.5	31
13. James Scott (wr).....	1976-80; 82	3,202	177	18.1	20
14. Jim Dooley (wr).....	1952-54; 56-57; 59-62	3,172	211	15.0	16
15. Jim Keane (e).....	1946-51	3,031	206	14.7	23
16. Wendell Davis (wr).....	1988-93	3,000	207	14.5	14
17. Dennis McKinnon (wr).....	1983-85; 87-89	2,840	180	15.8	21
18. Bobby Engram (wr).....	1996-2000	2,831	246	11.5	17
19. Bill McColl (e).....	1952-59	2,815	201	14.0	25
20. Devin Hester (wr).....	2006-13	2,807	217	12.9	14
21. Neal Anderson (rb).....	1986-93	2,763	302	9.1	20
22. Emery Moorehead (te).....	1981-88	2,730	200	13.7	14
23. Marcus Robinson (wr).....	1998-2002	2,695	187	14.4	20
24. Desmond Clark (te).....	2003-10	2,639	242	10.9	18
25. Earl Bennett (wr).....	2008-13	2,277	185	12.3	12

### — RECEPTIONS —

	Years	Receptions	Yards	Avg	TD
1. Walter Payton (rb).....	1975-87	492	4,538	9.2	15
2. Matt Forté (rb).....	2008-15	487	4,116	8.5	19
3. Johnny Morris (wr).....	1958-67	356	5,059	14.2	31
4. Marty Booker (wr).....	1999-2003; 08	329	3,895	11.8	25
Curtis Conway (wr).....	1993-99	329	4,498	13.7	31
6. Mike Ditka (te).....	1961-66	316	4,503	14.3	34
7. Neal Anderson (rb).....	1986-93	302	2,763	9.1	20
<b>8. Alshon Jeffery (wr).....</b>	<b>2012-16</b>	<b>284</b>	<b>4,248</b>	<b>15.0</b>	<b>24</b>
9. Brandon Marshall (wr).....	2012-14	279	3,524	12.5	31
10. Matt Suhey (fb).....	1980-89	260	2,113	8.1	5
11. Bobby Engram (wr).....	1996-2000	246	2,831	11.5	17
12. Desmond Clark (te).....	2003-10	242	2,639	10.9	18
13. Dick Gordon (wr).....	1965-71	238	3,550	14.9	35
14. Harlon Hill (wr).....	1954-61	226	4,616	20.4	40
15. Devin Hester (wr).....	2006-13	217	2,807	12.9	14
16. Jim Dooley (wr).....	1952-54; 56-57; 59-62	211	3,172	15.0	16
17. Martellus Bennett (te).....	2013-15	208	2,114	10.2	14
18. Wendell Davis (wr).....	1988-93	207	3,000	14.5	14
19. Jim Keane (e).....	1946-51	206	3,031	14.7	23
20. Bill McColl (e).....	1952-59	201	2,815	14.0	25
21. Emery Moorehead (te).....	1981-88	200	2,730	13.7	14
22. Greg Olsen (te).....	2007-10	194	1,981	10.2	20
23. Marcus Robinson (wr).....	1998-2002	187	2,695	14.4	20
24. Earl Bennett (wr).....	2008-13	185	2,277	12.3	11
25. Willie Gault (wr).....	1983-87	184	3,650	19.8	27

## BEARS UPDATED CAREER RECORDS

### CAREER KICKOFF RETURNS

	Years	Returns	Yards	Avg	TD
1. Devin Hester	2006-13	222	5,504	24.8	5
2. Glyn Milburn	1998-2001	192	4,596	23.9	2
3. Dennis Gentry	1982-92	192	4,353	22.7	3
4. Jerry Azumah	1999-2005	119	2,885	24.2	2
5. Gale Sayers	1965-71	91	2,781	30.6	6
6. Danieal Manning	2006-10	101	2,711	26.8	1
7. Cecil Turner	1968-73	108	2,616	24.2	4
8. Ron Smith	1965; 70-72	85	2,263	26.6	1
9. Brian Baschnagel	1976-84	89	2,104	23.6	0
10. Nate Lewis	1994-95	77	1,778	23.1	0
11. Charlie Bivins	1960-66	62	1,531	24.7	0
12. Johnny Knox	2009-11	55	1,506	27.4	1
13. Thomas Sanders	1985-89	79	1,497	18.9	1
14. Ahmad Merritt	2001-03	65	1,434	22.1	0
15. Rashied Davis	2005-10	70	1,366	19.5	0

### CAREER PUNT RETURNS

	Years	Returns	Yards	Avg	TD
1. Devin Hester	2006-13	264	3,241	12.3	*13
2. George McAfee	1940-41; 45-50	112	1,431	12.8	2
3. Dennis McKinnon	1983-85; 87-89	127	1,171	9.2	3
4. Jeff Fisher	1981-84	123	1,137	9.2	1
5. R.W. McQuarters	2000-04	93	983	10.6	2
6. Glyn Milburn	1998-2001	94	970	10.3	1
7. Johnny Morris	1958-67	104	893	8.6	1
8. Steve Schubert	1975-79	103	866	8.4	3
9. Virgil Livers	1975-79	86	738	8.6	0
10. Johnny Bailey	1990-91	72	680	9.4	1
11. J.R. Boone	1948-51	56	635	11.3	0
12. Ray "Scooter" McLean	1940-47	42	622	14.8	3
13. Leon Johnson	2001-02	56	543	9.7	0
14. Ron Smith	1965; 70-72	86	485	5.6	0
15. Lew Barnes	1986	59	482	8.5	0

\* NFL Record

### CAREER PUNTING

(100+ Punts)	Years	Punts	Yards	Gross Avg
1. George Gulyanics	1947-52	113	5,032	44.5
<b>2. Patrick O'Donnell</b>	<b>2014-16</b>	<b>173</b>	<b>7,584</b>	<b>43.8</b>
3. Adam Podlesh	2011-13	238	10,065	42.3
4. Todd Sauerbrun	1995-99	328	13,849	42.2
5. Bobby Joe Green	1962-73	833	35,057	42.1
6. Brad Maynard	2001-10	878	36,781	41.9
7. Fred "Curley" Morrison	1950-53	243	10,170	41.9
8. Bryan Wagner	1987-88	115	4,743	41.2
9. Maury Buford	1985-86; 89-91	354	14,451	40.8
10. Ed Brown	1954-61	343	13,912	40.6

**2016 CHICAGO BEARS**



**2016 BIO BITS &  
SUPPLEMENTAL  
BIOS**



# 49 SAM ACHO

**Ht:** 6-3                      **Wt:** 260  
**Age:** 27                      **College:** Texas  
**Bears Season:** 2           **NFL Season:** 6  
**Acquired:** Unrestricted free agent in 2015 (ARI)

## LINEBACKER

### 2016 CHICAGO BEARS

Date	W/L	Opp.	Tkls-S	Sk-YL	INT-Yds	PD	FF	FR	TFL
9/11	L	at HOU	1-1	0-0	0-0	0	0	0	0
9/19	L	PHI	3-2	1-3	0-0	0	0	0	0
9/25	L	at DAL	4-3	0-0	0-0	0	0	0	1
10/2	W	DET	1-1	0-0	0-0	0	0	0	0
10/9	L	at IND	1-0	0-0	0-0	0	0	0	1
10/16	L	JAC	3-3	0-0	0-0	0	0	0	1
10/20	L	at GB	3-1	0-0	0-0	1	0	0	0
10/31		MIN							
11/13		at TB							
11/20		at NYG							
11/27		TEN							
12/4		SF							
12/11		at DET							
12/18		GB							
12/24		WAS							
1/1		at MIN							
<b>Totals</b>			<b>16-11</b>	<b>1-3</b>	<b>0-0</b>	<b>1</b>	<b>0</b>	<b>0</b>	<b>3</b>


### SAM ACHO'S NFL STATISTICS

#### REGULAR SEASON

Year	Team	GP	GS	Tackles				Interceptions				Fumbles			Misc.			
				Tot	S	A	Sk	Yds	No	Yds	Lg	TD	PD	FF	FR	Yds	TFL	STT
2011	Arizona	16	10	36	30	6	7.0	50.0	0	0	-	0	2	4	1	1	5.0	7
2012	Arizona	16	16	45	32	13	4.0	18.0	2	2	2	0	3	2	0	0	6.0	3
2013	Arizona	3	2	3	3	0	1.0	9.0	0	0	-	0	0	1	1	0	1.0	2
2014	Arizona	16	4	28	21	7	1.0	15.0	1	3	3	0	3	0	0	0	4.0	3
2015	Chicago	15	7	60	31	29	0.0	0.0	0	0	-	0	1	1	1	0	3.0	8
2016	Chicago	7	4	16	11	5	1.0	3.0	0	0	-	0	1	0	0	0	3.0	2
<b>NFL totals</b>		<b>73</b>	<b>43</b>	<b>188</b>	<b>128</b>	<b>60</b>	<b>14.0</b>	<b>95.0</b>	<b>3</b>	<b>5</b>	<b>3</b>	<b>0</b>	<b>10</b>	<b>8</b>	<b>3</b>	<b>1</b>	<b>22.0</b>	<b>23</b>

#### SEASON / CAREER / PLAYOFF HIGHS

	2016	Career	Playoff
<b>Tackles</b> .....	4, at DAL (9/25)	8, twice	7, at CAR (1/3/15)
<b>Solos</b> .....	3, twice	5, twice	2, at CAR (1/3/15)
<b>Sacks</b> .....	1, vs. PHI (9/19)	2, at STL (11/27/11)	1, at CAR (1/3/15)
<b>Tackles for losses</b> ....	1, three times	2, twice	None



76

MIKE  
ADAMS

**Ht:** 6-7

**Age:** 26

**Bears Season:** 1

**Acquired:** Free agent in 2016

**Wt:** 323

**College:** Ohio State

**NFL Season:** 5

**OFFENSIVE LINE**

MIKE ADAMS' NFL STATISTICS

**GAMES PLAYED-STARTED - 42-20:** 2012 PIT (10-6); 2013 PIT (15-10); 2014 PIT (16-4); 2016 CHI (7-0).



# 38 ADRIAN AMOS

**Ht:** 6-0                      **Wt:** 214  
**Age:** 23                      **College:** Penn State  
**Bears Season:** 2           **NFL Season:** 2  
**Acquired:** 5th round of the 2015 draft (142nd overall)

## DEFENSIVE BACK

### 2016 CHICAGO BEARS

Date	W/L	Opp.	Tkls-S	Sk-YL	INT-Yds	PD	FF	FR	TFL
9/11	L	at HOU	5-5	0-0	0-0	0	0	0	0
9/19	L	PHI	2-2	0-0	0-0	0	0	0	0
9/25	L	at DAL	3-3	0-0	0-0	0	0	1	0
10/2	W	DET	6-5	0-0	0-0	1	0	0	0
10/9	L	at IND	4-3	0-0	0-0	0	1	0	0
10/16	L	JAC	3-3	0-0	0-0	1	0	0	0
10/20	L	at GB	8-6	0-0	0-0	0	0	0	0
10/31		MIN							
11/13		at TB							
11/20		at NYG							
11/27		TEN							
12/4		SF							
12/11		at DET							
12/18		GB							
12/24		WAS							
1/1		at MIN							
<b>Totals</b>			<b>31-27</b>	<b>0-0</b>	<b>0-0</b>	<b>2</b>	<b>1</b>	<b>1</b>	<b>0</b>

### ADRIAN AMOS' CAREER STATISTICS

#### REGULAR SEASON

Year	Team	GP	GS	Tackles					Interceptions				Fumbles			Misc.		
				Tot	S	A	Sk	Yds	No	Yds	Lg	TD	PD	FF	FR	Yds	TFL	STT
2015	Chicago	16	16	108	78	30	1.0	7.0	0	0	-	0	4	0	0	0	3.0	1
2016	Chicago	7	7	31	27	4	0	0	0	0	-	0	2	1	1	0	0.0	1

#### SEASON / CAREER / PLAYOFF HIGHS

	2016	Career	Playoff
<b>Tackles</b> .....	8, at GB (10/20)	11, vs. WAS (12/13/15)	None
<b>Solos</b> .....	6, at GB (10/20)	9, vs. WAS (12/13/15)	None
<b>Tackles For Loss</b>	None	1, three times	None
<b>Interceptions</b>	None	None	None
<b>Sacks</b> .....	None	1, vs. DEN (11/22/15)	None



58

JONATHAN ANDERSON

Ht: 6-1      Wt: 235  
 Age: 24      College: TCU  
 Bears Season: 2      NFL Season: 2  
 Acquired: Undrafted free agent in 2015

**LINEBACKER**

**2016 CHICAGO BEARS**

Date	W/L	Opp.	Tkls-S	Sk-YL	INT-Yds	PD	FF	FR	TFL
9/11	L	at HOU	0-0	0-0	0-0	0	0	0	0
9/19	L	PHI	0-0	0-0	0-0	0	0	0	0
9/25	L	at DAL	2-1	0-0	0-0	0	0	0	0
10/2		DET							
10/9		at IND							
10/16		JAC							
10/20		at GB							
10/31		MIN							
11/13		at TB							
11/20		at NYG							
11/27		TEN							
12/4		SF							
12/11		at DET							
12/18		GB							
12/24		WAS							
1/1		at MIN							
<b>Totals</b>			<b>0-0</b>	<b>0-0</b>	<b>0-0</b>	<b>0</b>	<b>0</b>	<b>0</b>	<b>0</b>

JONATHAN ANDERSON'S NFL STATISTICS

**REGULAR SEASON**

Year	Team	GP	GS	Tackles				Interceptions				Fumbles			Misc.			
				Tot	S	A	Sk	Yds	No	Yds	Lg	TD	PD	FF	FR	Yds	TFL	STT
2015	Chicago	11	3	40	31	9	0.0	0.0	1	0	0	0	5	0	0	0	2.0	3
2016	Chicago	3	0	2	1	1	0.0	0.0	0	0	0	0	0	0	0	0	0	2

**SEASON / CAREER / PLAYOFF HIGHS**

	2016	Career	Playoff
<b>Tackles</b> .....	2, at DAL (9/25) .....	13, at SD (10/9/15).....	None
<b>Solos</b> .....	1, at DAL (9/25) .....	11, at SD (10/9/15).....	None
<b>Tackles For Loss</b> .....	None .....	1, twice.....	None
<b>Sacks</b> .....	None .....	None .....	None



# 12 MATT BARKLEY

**Ht:** 6-2                      **Wt:** 227  
**Age:** 26                      **College:** USC  
**Bears Season:** 1           **NFL Season:** 4  
**Acquired:** Aquired from waivers from ARI in 2016

## QUARTERBACK

### 2016 CHICAGO BEARS

Date	W/L	Opp.	Att	Cmp	Yds	Pct.	TD	INT	Lg	Sk/Lst	Rtg
9/11	L	at HOU									
9/19	L	PHI									
9/25	L	at DAL									
10/2	W	DET									
10/9	L	at IND									
10/16	L	JAC									
10/20	L	at GB	15	6	81	40.0	0	2	26	1/10	18.3
10/31		MIN									
11/13		at TB									
11/20		at NYG									
11/27		TEN									
12/4		SF									
12/11		at DET									
12/18		GB									
12/24		WAS									
1/1		at MIN									
<b>Totals</b>			<b>15</b>	<b>6</b>	<b>81</b>	<b>40.0</b>	<b>0</b>	<b>2</b>	<b>26</b>	<b>1/10</b>	<b>18.3</b>



MATT BARKLEY'S NFL STATISTICS

REGULAR SEASON

Year	Team	GP-GS	Att	Cmp	Pct	Yds	Yds/Att	TD	Int	Lg	Sk-Yds	Rating
2013	PHI	3-0	49	30	61.2	300	6.1	0	4	26	3-24	44.6
2014	PHI	1-0	1	0	0.0	0	0.0	0	0	0-0	0-0	39.6
2016	Chicago	1-0	15	6	40.0	81	5.4	0	2	26	1-10	18.3
<b>NFL totals</b>		<b>5-0</b>	<b>65</b>	<b>36</b>	<b>55.4</b>	<b>381</b>	<b>5.9</b>	<b>0</b>	<b>4</b>	<b>26</b>	<b>3-24</b>	<b>34.2</b>

**ADDITIONAL STATS: Fumbles-Lost -- (3-1): 2013 (3-1).**

Year	Team	Rush	Yds	Avg	Lg	TD
2013	PHI	2	-2	-1.0	-1	0
2014	PHI	3	0	0.0	0	0
2016	Chicago	1	-1	-1.0	-1	0
<b>NFL totals</b>		<b>6</b>	<b>-3</b>	<b>-0.5</b>	<b>0</b>	<b>0</b>

SEASON / CAREER / PLAYOFF HIGHS

	2016	Career	Playoff
<b>Attempts</b> .....	15, at GB (10/20)	26, vs. NYG (10/27/13)	None
<b>Completions</b> .....	6, at GB (10/20)	17, vs NYG (10/27/13)	None
<b>Passing Yards</b> .....	81, at GB (10/20)	158, vs. NYG (11/6/08)	None
<b>TD Passes</b> .....	None	None	None
<b>Interceptions</b> .....	2, at GB (10/20)	3, vs. DAL (10/20/13)	None
<b>Longest Completion</b> ..	26, at GB (10/20)	26, twice	None



4

# CONNOR BARTH

Ht: 5-11

Wt: 200

Age: 30

College: North Carolina

Bears Season: 3

NFL Season: 9

Acquired: Free agent in 2016 (NO)

## KICKER

### 2016 CHICAGO BEARS

Date	W/L	Opp.	PAT	FG	PTS	FGs (Missed)
9/11	L	at HOU	2-2	0-0	2	0
9/19	L	PHI	2-2	0-1	2	(31)
9/25	L	at DAL	2-2	1-1	5	34
10/2	W	DET	2-2	1-2	5	25, (50)
10/9	L	at IND	2-2	3-4	11	35, 49, (49), 24
10/16	L	JAC	1-1	3-3	10	36, 24, 32
10/20	L	at GB	1-1	1-1	4	39
10/31		MIN				
11/13		at TB				
11/20		at NYG				
11/27		TEN				
12/4		SF				
12/11		at DET				
12/18		GB				
12/24		WAS				
1/1		at MIN				
<b>Totals</b>			<b>12-12</b>	<b>9-12</b>	<b>39</b>	

CONNOR BARTH'S NFL STATISTICS

REGULAR SEASON

Year	Team	GP	FG-FGA	Pct	Lg	Blk	XP-XPA	Pct	Blk	Points
2008	Kansas City	10	10-12	83.3	45	0	24-24	100.0	0	54
2009	Tampa Bay	9	14-19	73.7	54	0	12-12	100.0	0	54
2010	Tampa Bay	16	23-28	82.1	53	0	36-36	100.0	0	105
2011	Tampa Bay	16	26-28	92.9	55	0	23-23	100.0	0	101
2012	Tampa Bay	15	28-33	84.8	57	0	39-39	100.0	0	123
2014	Denver	5	15-16	93.8	50	0	15-15	100.0	0	60
2015	Tampa Bay	12	23-28	82.1	53	0	25-26	96.2	0	94
2016	Chicago	7	9-12	75.0	49	0	12-12	100.0	0	39
<b>NFL Totals</b>		<b>90</b>	<b>148-176</b>	<b>84.1</b>	<b>57</b>	<b>0</b>	<b>186-187</b>	<b>99.5</b>	<b>0</b>	<b>630</b>

**ADDITIONAL STATS: Punting -- 2 for 79 yards; 2009 (1 for 46 yards), 2010 (1 for 33 yards).**

Year	Team	1-19	Pct	20-29	Pct	30-39	Pct	40-49	Pct	50+ Pct
2008	Kansas City	0-0	-	6-6	100.0	3-4	75.0	1-1	100.0	0-1 0.0
2009	Tampa Bay	0-0	-	2-2	100.0	4-6	66.7	5-7	71.4	3-4 75.0
2010	Tampa Bay	0-0	-	6-6	100.0	10-10	100.0	6-10	60.0	1-2 50.0
2011	Tampa Bay	0-0	-	5-5	100.0	6-6	100.0	13-14	92.9	2-3 66.7
2012	Tampa Bay	0-0	-	7-7	100.0	3-4	75.0	23-13	92.3	6-9 66.7
2014	Denver	2-2	100.0	4-4	100.0	5-5	100.0	3-4	75.0	1-1 100.0
2015	Tampa Bay	0-0	-	9-9	100.0	8-8	100.0	3-6	50.0	3-5 60.0
2016	Chicago	0-0	-	3-3	100.0	5-6	66.7	1-2	50.0	0-1 0.0
<b>NFL Totals</b>		<b>2-2</b>	<b>100.0</b>	<b>42-42</b>	<b>100.0</b>	<b>44-49</b>	<b>89.8</b>	<b>44-57</b>	<b>77.2</b>	<b>16-26 61.5</b>

SEASON / CAREER / PLAYOFF HIGHS

	2016	Career	Playoff
<b>FG Attempts</b> .....	4, at IND (10/9) .....	5, three times .....	3, vs. NO (1/21/07)
<b>Made FGs</b> .....	3, twice .....	4, seven times.....	3, vs. NO (1/21/07)
<b>Longest FG</b> .....	49, at IND (10/9).....	57, at DEN (12/11/11) ...	49, vs. SEA (1/14/07)
<b>PAT Attempts</b> .....	2, five times.....	6, four times.....	5, vs. SEA (1/16/11)
<b>Made PATs</b> .....	2, five times.....	6, four times.....	5, vs. SEA (1/16/11)
<b>Points</b> .....	11, at IND (10/9).....	16, two times.....	13, vs. NO (1/21/07)



20

DE'VANTE BAUSBY

Ht: 6-2                      Wt: 190  
 Age: 23                      College: Pittsburg State  
 Bears Season: 1            NFL Season: 1  
 Acquired: Waived free agent in 2015 (KC)

**DEFENSIVE BACK**

**2016 CHICAGO BEARS**

Date	W/L	Opp.	Tkls-S	Sk-YL	INT-Yds	PD	FF	FR	TFL
9/11	L	at HOU			PRACTICE SQUAD				
9/19	L	PHI			PRACTICE SQUAD				
9/25	L	at DAL			PRACTICE SQUAD				
10/2	W	DET			PRACTICE SQUAD				
10/9	L	at IND			PRACTICE SQUAD				
10/16	L	JAC			PRACTICE SQUAD				
10/20	L	at GB	8-7	0-0	0-0	0	0	0	0
10/31		MIN							
11/13		at TB							
11/20		at NYG							
11/27		TEN							
12/4		SF							
12/11		at DET							
12/18		GB							
12/24		WAS							
1/1		at MIN							
<b>Totals</b>			<b>8-7</b>	<b>0-0</b>	<b>0-0</b>	<b>0</b>	<b>0</b>	<b>0</b>	<b>0</b>

**DE'VANTE BAUSBY'S CAREER STATISTICS**

**REGULAR SEASON**

Year	Team	GP	GS	Tackles					Interceptions					Fumbles			Misc.				
				Tot	S	A	Sk	Yds	No	Yds	Lg	TD	PD	FF	FR	Yds	TFL	STT			
2016	Chicago	1	0	8	7	1	0	0	0	0	0	0	-	0	0	0	0	0	0	0	0

**SEASON / CAREER / PLAYOFF HIGHS**

	2016	Career	Playoff
<b>Tackles</b> .....	8, at GB (10/20)	Same	None
<b>Solos</b> .....	7, at GB (10/20)	Same	None
<b>Tackles For Loss</b> .....	None	Same	None
<b>Interceptions</b> .....	None	Same	None
<b>Sacks</b> .....	None	Same	None



11

JOSH BELLAMY

Ht: 6-0                      Wt: 211  
 Age: 27                      College: Louisville  
 Bears Season: 3            NFL Season: 2  
 Acquired: Waived free agent in 2014 (NO)

**WIDE RECIEVER**

**2016 CHICAGO BEARS**

Date	W/L	Opp.	Rec	Yds	Avg	Lg	TD	Rush	Yds	TD	Lg
9/11	L	at HOU	0	0	-	-	0	0	0	0	-
9/19	L	PHI	0	0	-	-	0	0	0	0	-
9/25	L	at DAL	0	0	-	-	0	0	0	0	-
10/2	W	DET	0	0	-	-	0	0	0	0	-
10/9	L	at IND	1	14	14.0	14	0	0	0	0	-
10/16	L	JAC	0	0	-	-	0	1	7	0	7
10/20	L	at GB	2	32	16.0	25	0	0	0	0	-
10/31		MIN									
11/13		at TB									
11/20		at NYG									
11/27		TEN									
12/4		SF									
12/11		at DET									
12/18		GB									
12/24		WAS									
1/1		at MIN									
<b>Totals</b>			<b>3</b>	<b>46</b>	<b>15.3</b>	<b>25</b>	<b>0</b>	<b>1</b>	<b>7</b>	<b>0</b>	<b>7</b>

**JOSH BELLAMY'S NFL STATISTICS**

**REGULAR SEASON**

Year	Team	GP-GS	Rec	Yds	Avg	Lg	TD	Rush	Yds	Avg	Lg	TD	STT
2012	Kansas City	3-0	0	0	-	-	0	0	0	-	-	0	0
2013	Washington	5-0	0	0	-	-	0	0	0	-	-	0	0
2014	Chicago	4-0	0	0	-	-	0	0	0	-	-	0	0
2015	Chicago	16-3	19	224	11.8	48t	2	0	0	-	-	0	10
2016	Chicago	7-0	3	14	14.0	14	0	1	7	7.0	7	0	3
<b>Bears totals</b>		<b>27-3</b>	<b>22</b>	<b>270</b>	<b>12.3</b>	<b>48t</b>	<b>2</b>	<b>1</b>	<b>7</b>	<b>7.0</b>	<b>7</b>	<b>0</b>	<b>13</b>
<b>NFL totals</b>		<b>35-3</b>	<b>22</b>	<b>270</b>	<b>12.3</b>	<b>48t</b>	<b>2</b>	<b>1</b>	<b>7</b>	<b>7.0</b>	<b>7</b>	<b>0</b>	<b>13</b>

**ADDITIONAL STATS:** Kickoff Returns - 6 for 113: 2012 KC (5 for 101); 2015 CHI (1 for 12).

**SEASON / CAREER / PLAYOFF HIGHS**

	2016	Career	Playoff
<b>Receptions</b> .....	2, at GB (10/20).....	6, at KC (10/11/15).....	Same
<b>Receiving Yards</b> .....	32, at GB (10/20).....	57, vs. DEN (11/22/15)..	Same
<b>Longest Reception</b> ..	25 at GB (10/20).....	48t, vs. ARI (9/20/15)..	Same
<b>Receivng TDs</b> .....	None.....	1, twice.....	Same



# 84 BEN BRAUNECKER

Ht: 6-4  
Age: 22

Wt: 265  
College: Harvard

Acquired: Free agent in 2016

## TIGHT END

### 2016 CHICAGO BEARS

Date	W/L	Opp.	Rec	Yds	Avg	Lg	TD	Rush	Yds	TD	Lg
9/11	L	HOU									
9/19	L	PHI									
9/25	L	at DAL									
10/2	W	DET	0	0	0	-	0	0	0	0	0
10/9	L	at IND	0	0	0	-	0	0	0	0	0
10/16	L	JAC	0	0	0	-	0	0	0	0	0
10/20	L	at GB	0	0	0	-	0	0	0	0	0
10/31		MIN									
11/13		at TB									
11/20		at NYG									
11/27		TEN									
12/4		SF									
12/11		at DET									
12/18		GB									
12/24		WAS									
1/1		at MIN									
<b>Totals</b>			<b>0</b>	<b>0</b>	<b>0</b>	<b>-</b>	<b>0</b>	<b>0</b>	<b>0</b>	<b>0</b>	<b>0</b>

### BEN BRAUNECKER'S NFL STATISTICS

#### REGULAR SEASON

Year	Team	GP-GS	Rec	Yds	Avg	Lg	TD
2016	Chicago	4-0	0	0	0	-	0

#### ADDITIONAL STATS: Special Teams Tackles - 2016- 1

#### SEASON / CAREER / PLAYOFF HIGHS

	2016	Career	Playoff
Receptions.....	None.....	None.....	None
Receiving Yards.....	None.....	None.....	None
Longest Reception.....	None.....	None.....	None
Receiving TDs.....	None.....	None.....	None



# 74 JONATHAN BULLARD

Ht: 6-3  
Age: 22

Wt: 290  
College: Florida

Acquired: 3rd round of the 2016 NFL draft (72nd overall)

## DEFENSIVE LINE

### 2016 CHICAGO BEARS

Date	W/L	Opp.	Tkls-S	Sk-YL	INT-Yds	PD	FF	FR	TFL
9/11	L	at HOU	1-0	0-0	0-0	0	0	0	0
9/19	L	PHI	1-1	0-0	0-0	0	0	0	0
9/25	L	at DAL	2-2	0-0	0-0	0	0	0	0
10/2	W	DET	DID NOT PLAY						
10/9	L	at IND	3-3	1-3	0-0	0	0	0	2
10/16	L	JAC	1-1	0-0	0-0	0	0	0	0
10/20	L	at GB	2-1	0-0	0-0	0	0	0	0
10/31		MIN							
11/13		at TB							
11/20		at NYG							
11/27		TEN							
12/4		SF							
12/11		at DET							
12/18		GB							
12/24		WAS							
1/1		at MIN							
<b>Totals</b>			<b>10-8</b>	<b>1-3</b>	<b>0-0</b>	<b>0</b>	<b>0</b>	<b>0</b>	<b>2</b>

### JONATHAN BULLARD'S CAREER STATISTICS

#### REGULAR SEASON

Year	Team	GP	GS	Tackles					Interceptions				Fumbles			Misc.			
				Tot	S	A	Sk	Yds	No	Yds	Lg	TD	PD	FF	FR	Yds	TFL	STT	
2016	Chicago	6	0	10	8	2	1.0	3	0	0	0	0	0	0	0	0	0	2	0

#### SEASON / CAREER / PLAYOFF HIGHS

	2016	Career	Playoff
<b>Tackles</b> .....	3, at IND (10/9).....	Same .....	None
<b>Solos</b> .....	3, at IND (10/9).....	Same .....	None
<b>Tackles For Loss</b> .....	2, at IND (10/9).....	Same .....	None
<b>Interceptions</b> .....	None .....	None .....	None
<b>Sacks</b> .....	1, at IND (10/9).....	Same .....	None



# 26 DEON BUSH

Ht: 6-0  
Age: 22

Wt: 200  
College: Miami (Fla.)

Acquired: 4th round of the 2016 draft (124th overall)

## DEFENSIVE BACK

### 2016 CHICAGO BEARS

Date	W/L	Opp.	Tkls-S	Sk-YL	INT-Yds	PD	FF	FR	TFL
9/11	L	at HOU			INACTIVE				
9/19	L	PHI			INACTIVE				
9/25	L	at DAL	0-0	0-0	0-0	0	0	0	0
10/2	W	DET			INACTIVE				
10/9	L	at IND			INACTIVE				
10/16	L	JAC	0-0	0-0	0-0	0	0	0	0
10/20	L	at GB	0-0	0-0	0-0	0	0	0	0
10/31		MIN							
11/13		at TB							
11/20		at NYG							
11/27		TEN							
12/4		SF							
12/11		at DET							
12/18		GB							
12/24		WAS							
1/1		at MIN							
<b>Totals</b>			<b>0-0</b>	<b>0-0</b>	<b>0-0</b>	<b>0</b>	<b>0</b>	<b>0</b>	<b>0</b>

### DEON BUSH'S CAREER STATISTICS

#### REGULAR SEASON

Year	Team	GP	GS	Tackles					Interceptions				Fumbles			Misc.			
				Tot	S	A	Sk	Yds	No	Yds	Lg	TD	PD	FF	FR	Yds	TFL	STT	
2016	Chicago	3	0	0	0	0	0.0	0.0	0	0	-	0	0	0	0	0	0	0.0	1

#### SEASON / CAREER / PLAYOFF HIGHS

	2016	Career	Playoff
<b>Tackles</b> .....	None	None	None
<b>Solos</b> .....	None	None	None
<b>Tackles For Loss</b> .....	None	None	None
<b>Interceptions</b> .....	None	None	None
<b>Sacks</b> .....	None	None	None





# 37 BRYCE CALLAHAN

**Ht:** 5-9      **Wt:** 191  
**Age:** 24      **College:** Rice  
**Bears Season:** 2      **NFL Season:** 2  
**Acquired:** Undrafted free agent in 2015

## DEFENSIVE BACK

### 2016 CHICAGO BEARS

Date	W/L	Opp.	Tkls-S	Sk-YL	INT-Yds	PD	FF	FR	TFL	
9/11	L	at HOU	0-0	0-0	0-0	0	0	0	0	
9/19	L	PHI	1-1	0-0	0-0	1	0	0	0	
9/25	L	at DAL	INACTIVE							
10/2	W	DET	5-5	0-0	0-0	0	0	0	0	
10/9	L	at IND	6-5	0-0	0-0	1	0	0	0	
10/16	L	JAC	6-6	0-0	0-0	0	0	0	0	
10/20	L	at GB	1-1	0-0	0-0	0	0	0	0	
10/31		MIN								
11/13		at TB								
11/20		at NYG								
11/27		TEN								
12/4		SF								
12/11		at DET								
12/18		GB								
12/24		WAS								
1/1		at MIN								
<b>Totals</b>			<b>19-18</b>	<b>0-0</b>	<b>0-0</b>	<b>2</b>	<b>0</b>	<b>0</b>	<b>0</b>	

### BRYCE CALLAHAN'S CAREER STATISTICS

#### REGULAR SEASON

Year	Team	GP	GS	Tackles					Interceptions				Fumbles			Misc.		
				Tot	S	A	Sk	Yds	No	Yds	Lg	TD	PD	FF	FR	Yds	TFL	STT
2015	Chicago	9	3	23	18	5	1.0	0.0	0	0	-	0	7	0	0	0	4.0	0
2016	Chicago	6	6	19	18	1	0.0	0.0	0	0	-	0	2	0	0	0	0.0	1

#### SEASON / CAREER / PLAYOFF HIGHS

	2016	Career	Playoff
<b>Tackles</b> .....	6, twice.....	Same.....	None
<b>Solos</b> .....	6, vs. JAC (10/16).....	Same.....	None
<b>Tackles For Loss</b> .....	None.....	1, four times.....	None
<b>Interceptions</b> .....	None.....	None.....	None
<b>Sacks</b> .....	None.....	1, vs. DET (1/3/16).....	None



# 25 KA'DEEM CAREY

**Ht:** 5-10      **Wt:** 215  
**Age:** 23      **College:** Arizona  
**Bears Season:** 3      **NFL Season:** 3  
**Acquired:** 4th round of the 2014 draft

## RUNNING BACK

### 2016 CHICAGO BEARS

Date	W/L	Opp.	Rush	Yds	Avg	Lg	TD	Rec	Yds	TD	Lg
9/11	L	at HOU	1	4	4.0	4	0	0	0	0	-
9/19	L	PHI	2	3	1.5	2	0	1	3	0	-
9/25	L	at DAL									
10/2	W	DET									
10/9	L	at IND	1	2	2.0	2	0	1	15	0	15
10/16	L	JAC	9	50	5.6	16	0	0	0	0	0
10/20	L	at GB	10	48	4.8	24	0	1	9	0	9
10/31		MIN									
11/13		at TB									
11/20		at NYG									
11/27		TEN									
12/4		SF									
12/11		at DET									
12/18		GB									
12/24		WAS									
1/1		at MIN									
<b>Totals</b>			<b>23</b>	<b>107</b>	<b>4.7</b>	<b>24</b>	<b>0</b>	<b>3</b>	<b>27</b>	<b>0</b>	<b>9</b>

### KADEEM CAREY'S NFL STATISTICS

#### REGULAR SEASON

Year	Team	GP-GS	Rush	Yds	Avg	Lg	TD	Rec	Yds	Avg	Lg	TD	STT
2014	Chicago	14-0	36	158	4.4	15	0	5	57	11.4	18	0	0
2015	Chicago	11-1	43	159	3.7	11	2	3	19	6.3	11	1	1
2016	Chicago	5-0	23	107	4.7	24	0	3	27	9.0	15	0	0
<b>NFL totals</b>		<b>30-1</b>	<b>101</b>	<b>424</b>	<b>4.2</b>	<b>24</b>	<b>2</b>	<b>12</b>	<b>103</b>	<b>8.6</b>	<b>18</b>	<b>1</b>	<b>1</b>

**ADDITIONAL STATS: Fumbles-Lost--(1-1) 2015 (1-1). Kickoff Returns-- 2 for 38: 2015 CHI (2 for 38).**

#### SEASON / CAREER / PLAYOFF HIGHS

	2016	Career	Playoff
<b>Rushes</b> .....	10, at GB (10/20) .....	14, twice .....	Same
<b>Rushing Yards</b> .....	59, vs. JAC (10/16) ...	72, vs. GB (9/28/14)....	Same
<b>Longest Run</b> .....	24, at GB (10/20).....	Same .....	Same
<b>Rushing TDs</b> .....	None.....	1, twice.....	None
<b>Receptions</b> .....	1, three times.....	3, vs. NO (12/15/14)....	None
<b>Receiving Yards</b> .....	15, at IND (10/9).....	39, vs. NO (12/15/14) ...	None
<b>Longest Reception</b> .	15, at IND (10/9).....	18, vs. NO (12/15/14) ...	None
<b>Receiving TDs</b> .....	None.....	1, at TB (12/27/15).....	None



# 6 JAY CUTLER

**Ht:** 6-3                      **Wt:** 231  
**Age:** 33                      **College:** Vanderbilt  
**Bears Season:** 8           **NFL Season:** 11  
**Acquired:** Trade with DEN in 2009

## QUARTERBACK

### 2016 CHICAGO BEARS

Date	W/L	Opp.	Att	Cmp	Yds	Pct.	TD	INT	Lg	Sk/Lst	Rtg
9/11	L	at HOU	29	16	216	55.2	1	1	54	5/31	76.2
9/19	L	PHI	17	12	157	70.1	0	1	49	3/15	74.9
9/25	L	at DAL									INACTIVE
10/2	W	DET									INACTIVE
10/9	L	at IND									INACTIVE
10/16	L	JAC									INACTIVE
10/20		at GB									INACTIVE
10/31		MIN									
11/13		at TB									
11/20		at NYG									
11/27		TEN									
12/4		SF									
12/11		at DET									
12/18		GB									
12/24		WAS									
1/1		at MIN									
<b>Totals</b>			<b>46</b>	<b>28</b>	<b>373</b>	<b>60.9</b>	<b>1</b>	<b>2</b>	<b>54</b>	<b>8/46</b>	<b>75.7</b>

JAY CUTLER'S NFL STATISTICS

**REGULAR SEASON**

Year	Team	GP-GS	Att	Cmp	Pct	Yds	Yds/Att	TD	Int	Lg	Sk-Yds	Rating
2006	Denver	5-5	137	81	59.1	1,001	7.3	9	5	71t	13-85	88.5
2007	Denver	16-16	467	297	63.6	3,497	7.5	20	14	68t	27-153	88.1
2008	Denver	16-16	616	384	62.3	4,526	7.3	25	18	93t	11-69	86.0
2009	Chicago	16-16	555	336	60.5	3,666	6.6	27	26	71	35-204	76.8
2010	Chicago	15-15	432	261	60.4	3,274	7.6	23	16	89t	52-352	86.3
2011	Chicago	10-10	314	182	58.0	2,319	7.4	13	7	56t	23-159	85.7
2012	Chicago	15-15	434	255	58.8	3,033	7.0	19	14	60t	38-250	81.3
2013	Chicago	11-11	355	224	63.1	2,621	7.4	19	12	67	19-132	89.2
2014	Chicago	15-15	561	370	66.0	3,812	6.8	28	18	74	38-223	88.6
2015	Chicago	15-15	483	311	64.4	3,659	7.6	21	11	87t	29-150	92.3
2016	Chicago	2-2	46	28	60.9	373	8.1	1	2	54	8-46	76.2
<b>Bears totals</b>		<b>99-99</b>	<b>3,180</b>	<b>1,967</b>	<b>61.9</b>	<b>22,557</b>	<b>7.1</b>	<b>151</b>	<b>106</b>	<b>89t</b>	<b>242-1,516</b>	<b>85.4</b>
<b>NFL totals</b>		<b>136-136</b>	<b>4,400</b>	<b>2,729</b>	<b>62.0</b>	<b>31,581</b>	<b>7.2</b>	<b>205</b>	<b>143</b>	<b>93t</b>	<b>293-1,823</b>	<b>85.9</b>

**Record as Starter:** 67-67 (.500) - 2006 (2-3), 2007 (7-9), 2008 (8-8), 2009 (7-9), 2010 (10-5), 2011 (7-3); 2012 (10-5), 2013 (5-6), 2014 (5-10), 2015 (5-8), 2016 (0-2).

**ADDITIONAL STATS: Fumbles-Lost -- (83-36):** 2006 (8-2), 2007 (11-4), 2008 (5-2), 2009 (9-1), 2010 (10-6), 2011 (7-3), 2012 (8-4); 2013 (5-3); 2014 (5-10); 2015 (8-5); 2016 (3-1).

Year	Team	Rush	Yds	Avg	Lg	TD
2006	Denver	12	18	1.5	9	0
2007	Denver	44	205	4.7	31	1
2008	Denver	57	200	3.5	18	2
2009	Chicago	40	173	4.3	30	1
2010	Chicago	50	232	4.6	25	1
2011	Chicago	18	55	3.1	12	1
2012	Chicago	41	233	5.7	24	0
2013	Chicago	23	118	5.1	18	0
2014	Chicago	39	191	4.9	25	2
2015	Chicago	38	201	5.3	26	1
2016	Chicago	2	12	6.0	12	0
<b>Bears totals</b>		<b>251</b>	<b>1,215</b>	<b>4.8</b>	<b>30</b>	<b>6</b>
<b>NFL totals</b>		<b>364</b>	<b>1,638</b>	<b>4.5</b>	<b>31</b>	<b>9</b>

**SEASON / CAREER / PLAYOFF HIGHS**

	2016	Career	Playoff
<b>Attempts</b> .....	29, at HOU (9/11) .....	52, at SF (11/12/09) .....	28, vs. SEA (1/16/11)
<b>Completions</b> .....	16, at HOU (9/11) .....	36, vs. SD (9/14/08) .....	15, vs. SEA (1/16/11)
<b>Passing Yards</b> .....	216, at HOU (9/11).....	447, at CLE (11/6/08) .....	274, vs. SEA (1/16/11)
<b>TD Passes</b> .....	1, at HOU (9/11).....	4, six times .....	2, vs. SEA (1/16/11)
<b>Interceptions</b> .....	1, at HOU (9/11).....	5, at SF (11/12/09) .....	1, vs. GB (1/16/11)
<b>Longest Completion</b> ..	54, at HOU (9/11) .....	93t, at CLE (11/6/08).....	58t, vs. SEA (1/16/11)



94

LEONARD FLOYD

Ht: 6-4  
Age: 23

Wt: 240  
College: Georgia

Acquired: 1st round of the 2016 draft (9th overall)

**LINEBACKER**

**2016 CHICAGO BEARS**

Date	W/L	Opp.	Tkls-S	Sk-YL	INT-Yds	PD	FF	FR	TFL
9/11	L	at HOU	6-2	0.5-4.5	0-0	0	0	0	1
9/19	L	PHI	2-2	0-0	0-0	0	0	0	0
9/25	L	at DAL	5-4	0-0	0-0	0	0	0	0
10/2	W	DET	0-0	0-0	0-0	0	0	0	0
10/9	L	at IND			INACTIVE				
10/16	L	JAC			INACTIVE				
10/20	L	at GB	3-2	2-23	0-0	0	1	1	1
10/31		MIN							
11/13		at TB							
11/20		at NYG							
11/27		TEN							
12/4		SF							
12/11		at DET							
12/18		GB							
12/24		WAS							
1/1		at MIN							
<b>Totals</b>			<b>18-10</b>	<b>2.5-27.5</b>	<b>0-0</b>	<b>0</b>	<b>1</b>	<b>1</b>	<b>2</b>

**LEONARD FLOYD'S CAREER STATISTICS**

**REGULAR SEASON**

Year	Team	GP	GS	Tackles					Interceptions				Fumbles			Misc.		
				Tot	S	A	Sk	Yds	No	Yds	Lg	TD	PD	FF	FR	Yds	TFL	STT
2016	Chicago	5	5	18	10	8	2.5	27.5	0	0	-	0	0	1	1	0	2	0

**SEASON / CAREER / PLAYOFF HIGHS**

	2016	Career	Playoff
<b>Tackles</b> .....	6, at HOU (9/11)	Same	None
<b>Solos</b> .....	4, at DAL (9/25)	Same	None
<b>Tackles For Loss</b> .	1, at HOU (9/11)	Same	None
<b>Interceptions</b> .....	None	Same	None
<b>Sacks</b> .....	2 at. GB(10/20)	Same	None



# 50

## JERRELL FREEMAN

**Ht:** 6-0                      **Wt:** 236  
**Age:** 30                      **College:** Mary Hardin-Baylor  
**Bears Season:** 1           **NFL Season:** 5  
**Acquired:** Unrestricted free agent in 2016 (IND)

### LINEBACKER

#### 2016 CHICAGO BEARS

Date	W/L	Opp.	Tkls-S	Sk-YL	INT-Yds	PD	FF	FR	TFL
9/11	L	at HOU	17-9	0-0	0-0	0	0	0	1
9/19	L	PHI	5-5	0-0	0-0	1	0	0	3
9/25	L	at DAL	12-7	0-0	0-0	0	0	0	0
10/2	W	DET	7-7	0-0	0-0	0	0	0	0
10/9	L	at IND	7-5	0-0	0-0	0	0	0	0
10/16	L	JAC	5-5	0-0	0-0	0	0	0	0
10/20	L	at GB	13-10	0-0	0-0	0	0	0	0
10/31		MIN							
11/13		at TB							
11/20		at NYG							
11/27		TEN							
12/4		SF							
12/11		at DET							
12/18		GB							
12/24		WAS							
1/1		at MIN							
<b>Totals</b>			<b>66-48</b>	<b>0-0</b>	<b>0-0</b>	<b>1</b>	<b>0</b>	<b>0</b>	<b>4</b>

#### JERRELL FREEMAN'S NFL STATISTICS

##### REGULAR SEASON

Year	Team	GP	GS	Tackles				Interceptions				Fumbles			Misc.			
				Tot	S	A	Sk	Yds	No	Yds	Lg	TD	PD	FF	FR	Yds	TFL	STT
2012	Indianapolis	16	16	145	90	55	2.0	17.0	1	4	4t	1	3	1	0	0	7.0	0
2013	Indianapolis	16	16	126	83	43	5.5	22.5	2	13	13	0	6	6	2	24	6.0	0
2014	Indianapolis	12	12	95	58	37	1.5	8.5	0	0	-	0	6	1	0	0	4.0	0
2015	Indianapolis	13	13	112	66	46	3.0	33.0	1	23	23t	1	2	0	1	0	4.0	0
2016	Chicago	7	7	66	48	18	0.0	0.0	0	0	0	0	1	0	0	0	3.0	0
<b>NFL totals</b>		<b>68</b>	<b>68</b>	<b>544</b>	<b>345</b>	<b>199</b>	<b>12.0</b>	<b>81.0</b>	<b>4</b>	<b>40</b>	<b>23t</b>	<b>2</b>	<b>18</b>	<b>8</b>	<b>3</b>	<b>24</b>	<b>25.0</b>	<b>0</b>

##### SEASON / CAREER / PLAYOFF HIGHS

	2016	Career	Playoff
<b>Tackles</b> .....	17, at HOU (9/11)	Same	15, vs. CIN (1/4/15)
<b>Solos</b> .....	10, at GB (10/20)	11, at TEN (10/28/12)	7, vs. CIN (1/4/15)
<b>Sacks</b> .....	None	2, twice	1.5, vs. CIN (1/4/15)
<b>Tackles for losses</b> ....	3, vs. PHI (9/19)	3, twice	1, vs. KC (1/4/14)



# 23 KYLE FULLER

**Ht:** 5-11      **Wt:** 190  
**Age:** 24      **College:** Virginia Tech  
**Bears Season:** 3      **NFL Season:** 3  
**Acquired:** 1st round of the 2014 draft

## DEFENSIVE BACK

### 2016 CHICAGO BEARS

Date	W/L	Opp.	Tkls-S	Sk-YL	INT-Yds	PD	FF	FR	TFL
9/11	L	at HOU	0-0	0-0	0-0	0	0	0	0
9/19	L	PHI	0-0	0-0	0-0	0	0	0	0
9/25	L	at DAL	0-0	0-0	0-0	0	0	0	0
10/2	L	DET							
10/9		at IND							
10/16		JAC							
10/20		at GB							
10/31		MIN							
11/13		at TB							
11/20		at NYG							
11/27		TEN							
12/4		SF							
12/11		at DET							
12/18		GB							
12/24		WAS							
1/1		at MIN							
<b>Totals</b>			<b>0-0</b>	<b>0-0</b>	<b>0-0</b>	<b>0</b>	<b>0</b>	<b>0</b>	<b>0</b>

### KYLE FULLER'S CAREER STATISTICS

#### REGULAR SEASON

Year	Team	GP	GS	Tackles					Interceptions				Fumbles			Misc.		
				Tot	S	A	Sk	Yds	No	Yds	Lg	TD	PD	FF	FR	Yds	TFL	STT
2014	Chicago	16	14	73	54	19	0.0	0.0	4	81	31	0	9	3	0	0	3.0	2
2015	Chicago	16	16	56	45	11	0.0	0.0	2	24	15	0	15	0	0	0	0.0	1
2016	Chicago	0	0	0	0	0	0.0	0.0	0	0	-	0	0	0	0	0	0	0
<b>NFL totals</b>		<b>32</b>	<b>30</b>	<b>129</b>	<b>99</b>	<b>30</b>	<b>0.0</b>	<b>0.0</b>	<b>6</b>	<b>105</b>	<b>31</b>	<b>0</b>	<b>24</b>	<b>3</b>	<b>0</b>	<b>0</b>	<b>3.0</b>	<b>3</b>

#### SEASON / CAREER / PLAYOFF HIGHS

	2016	Career	Playoff
<b>Tackles</b> .....	None	8, at DET (11/27/14)	None
<b>Solos</b> .....	None	7, three times	None
<b>Tackles For Loss</b> .....	None	1, three times	None
<b>Interceptions</b> .....	None	2, at SF (9/14/14)	None
<b>Sacks</b> .....	None	None	None

INJURED  
 REVIEW 9/17/18



# 39

## JACOBY GLENN

Ht: 6-0      Wt: 185  
 Age: 22      College: Central Florida  
 Bears Season: 2    NFL Season: 2  
 Acquired: Undrafted free agent in 2015

### DEFENSIVE BACK

#### 2016 CHICAGO BEARS

Date	W/L	Opp.	Tkls-S	Sk-YL	INT-Yds	PD	FF	FR	TFL
9/11	L	at HOU	5-5	0-0	0-0	2	0	0	0
9/19	L	PHI	7-7	0-0	0-0	2	0	0	0
9/25	L	at DAL	7-5	0-0	0-0	1	1	0	0
10/2	W	DET	1-1	0-0	1-21	1	0	0	0
10/9	L	at IND	3-3	0-0	0-0	0	0	0	0
10/16	L	JAC	1-1	0-0	0-0	0	0	0	0
10/20	L	at GB	2-1	0-0	0-0	0	0	0	0
10/31		MIN							
11/13		at TB							
11/20		at NYG							
11/27		TEN							
12/4		SF							
12/11		at DET							
12/18		GB							
12/24		WAS							
1/1		at MIN							
<b>Totals</b>			<b>26-23</b>	<b>0-0</b>	<b>1-21</b>	<b>6</b>	<b>1</b>	<b>0</b>	<b>0</b>

#### JACOBY GLENN'S CAREER STATISTICS

##### REGULAR SEASON

Year	Team	GP	GS	Tackles					Interceptions				Fumbles			Misc.			
				Tot	S	A	Sk	Yds	No	Yds	Lg	TD	PD	FF	FR	Yds	TFL	STT	
2015	Chicago	1	0	0	0	0	0.0	0.0	0	0	-	0	0	0	0	0	0	0.0	0
2016	Chicago	7	3	26	23	3	0.0	0.0	1	21	21	0	6	1	0	0	0	0	0

##### SEASON / CAREER / PLAYOFF HIGHS

	2016	Career	Playoff
<b>Tackles</b> .....	7, twice	Same	None
<b>Solos</b> .....	7, vs. PHI (9/19)	Same	None
<b>Tackles For Loss</b> .....	None	None	None
<b>Interceptions</b> .....	1, vs. DET (10/2)	None	None
<b>Sacks</b> .....	None	None	None





# 91

## EDDIE GOLDMAN

**Ht:** 6-4                      **Wt:** 320  
**Age:** 22                      **College:** Florida State  
**Bears Season:** 2            **NFL Season:** 2  
**Acquired:** 2nd round of the 2015 draft (39th overall)

### DEFENSIVE LINE

#### 2016 CHICAGO BEARS

Date	W/L	Opp.	Tkls-S	Sk-YL	INT-Yds	PD	FF	FR	TFL
9/11	L	at HOU	6-2	0.5-4.5	0-0	0	0	0	0
9/19	L	PHI	1-1	0-0	0-0	0	0	0	0
9/25	L	at DAL			INACTIVE				
10/2	W	DET			INACTIVE				
10/9	L	at IND			INACTIVE				
10/16	L	JAC			INACTIVE				
10/20		at GB			INACTIVE				
10/31		MIN							
11/13		at TB							
11/20		at NYG							
11/27		TEN							
12/4		SF							
12/11		at DET							
12/18		GB							
12/24		WAS							
1/1		at MIN							
<b>Totals</b>			<b>7-3</b>	<b>0.5-4.5</b>	<b>0-0</b>	<b>0</b>	<b>0</b>	<b>0</b>	<b>0</b>

#### EDDIE GOLDMAN'S CAREER STATISTICS

##### REGULAR SEASON

Year	Team	GP	GS	Tackles					Interceptions				Fumbles			Misc.			
				Tot	S	A	Sk	Yds	No	Yds	Lg	TD	PD	FF	FR	Yds	TFL	STT	
2015	Chicago	15	12	39	23	16	4.5	40.5	0	0	-	0	0	0	0	0	0	6.0	0
2016	Chicago	2	2	7	3	4	0.5	4.5	0	0	-	0	0	0	0	0	0	0	0

##### SEASON / CAREER / PLAYOFF HIGHS

	2016	Career	Playoff
<b>Tackles</b> .....	6, at HOU (9/11)	Same	None
<b>Solos</b> .....	2, at HOU (9/11)	Same	None
<b>Tackles For Loss</b> .....	None	2, vs. SF (12/6/15)	None
<b>Interceptions</b> .....	None	None	None
<b>Sacks</b> .....	0.5, at HOU (9/11/)	2, vs. SF (12/6/15)	None



# 32

## DEIONDRE' HALL

Ht: 6-2  
Age: 21

Wt: 201  
College: Northern Iowa

Acquired: 4th round of the 2016 draft (127th overall)

### DEFENSIVE BACK

#### 2016 CHICAGO BEARS

Date	W/L	Opp.	Tkls-S	Sk-YL	INT-Yds	PD	FF	FR	TFL
9/11	L	at HOU	3-2	0-0	0-0	1	0	0	0
9/19	L	PHI	0-0	0-0	0-0	1	0	0	0
9/25	L	at DAL	0-0	0-0	0-0	0	0	0	0
10/2	W	DET	0-0	0-0	1-0	1	0	0	0
10/9	L	at IND			INACTIVE				
10/16	L	JAC			INACTIVE				
10/20	L	at GB			INACTIVE				
10/31		MIN							
11/13		at TB							
11/20		at NYG							
11/27		TEN							
12/4		SF							
12/11		at DET							
12/18		GB							
12/24		WAS							
1/1		at MIN							
<b>Totals</b>			<b>3-2</b>	<b>0-0</b>	<b>1-0</b>	<b>3</b>	<b>0</b>	<b>0</b>	<b>0</b>

#### DEIONDRE HALL'S CAREER STATISTICS

##### REGULAR SEASON

Year	Team	GP	GS	Tackles					Interceptions				Fumbles			Misc.		
				Tot	S	A	Sk	Yds	No	Yds	Lg	TD	PD	FF	FR	Yds	TFL	STT
2016	Chicago	4	0	3	2	1	0	0	1	0	0	0	3	0	0	0	0	1

##### SEASON / CAREER / PLAYOFF HIGHS

	2016	Career	Playoff
<b>Tackles</b> .....	3, at HOU (9/11)	Same	None
<b>Solos</b> .....	2, at HOU (9/11)	Same	None
<b>Tackles For Loss</b> .....	None	None	None
<b>Interceptions</b> .....	1, vs. DET (10/2)	Same	None
<b>Sacks</b> .....	None	None	None



# 96 AKIEM HICKS

**Ht:** 6-5                      **Wt:** 336  
**Age:** 26                      **College:** Regina  
**Bears Season:** 1           **NFL Season:** 5  
**Acquired:** Unrestricted free agent in 2016 (NE)

## DEFENSIVE LINE

### 2016 CHICAGO BEARS

Date	W/L	Opp.	Tkls-S	Sk-YL	INT-Yds	PD	FF	FR	TFL
9/11	L	at HOU	3-3	0-0	0-0	0	1	0	0
9/19	L	PHI	2-2	0-0	0-0	0	0	0	1
9/25	L	at DAL	2-1	0-0	0-0	0	0	0	0
10/2	W	DET	3-2	1-7	0-0	0	0	0	1
10/9	L	at IND	3-1	1-8	0-0	0	0	0	1
10/16	L	JAC	2-2	0-0	0-0	0	0	1	0
10/20	L	at GB	2-1	0-0	0-0	0	0	0	0
10/31		MIN							
11/13		at TB							
11/20		at NYG							
11/27		TEN							
12/4		SF							
12/11		at DET							
12/18		GB							
12/24		WAS							
1/1		at MIN							
<b>Totals</b>			<b>17-12</b>	<b>2-15</b>	<b>0-0</b>	<b>0</b>	<b>1</b>	<b>1</b>	<b>3</b>

### AKIEM HICKS' CAREER STATISTICS

#### REGULAR SEASON

Year	Team	GP	GS	Tackles					Interceptions				Fumbles			Misc.		
				Tot	S	A	Sk	Yds	No	Yds	Lg	TD	PD	FF	FR	Yds	TFL	STT
2012	New Orleans	14	0	20	10	10	0.0	0.0	0	0	-	0	1	1	0	0	2	0
2013	New Orleans	16	16	56	29	27	4.5	27.5	0	0	-	0	0	0	0	0	8	0
2014	New Orleans	15	14	41	27	14	2.0	16.0	0	0	-	0	0	0	0	0	7	0
2015	TOTAL	16	3	23	9	14	3.0	12.0	0	0	-	0	0	0	1	0	5	0
2016	Chicago	7	7	17	12	5	2.0	15.0	0	0	-	0	0	1	1	0	2	0
<b>NFL totals</b>		<b>68</b>	<b>40</b>	<b>157</b>	<b>88</b>	<b>69</b>	<b>11.5</b>	<b>70.5</b>	<b>0</b>	<b>0</b>	<b>-</b>	<b>0</b>	<b>1</b>	<b>2</b>	<b>2</b>	<b>0</b>	<b>24</b>	<b>0</b>

#### SEASON / CAREER / PLAYOFF HIGHS

	2016	Career	Playoff
<b>Tackles</b> .....	3, three times	8, twice	4, at SEA (1/11/14)
<b>Solos</b> .....	3, at HOU (9/11)	5, twice	2, at PHI (1/4/14)
<b>Tackles For Loss</b>	1, twice	2, three times	1, at DEN (1/24/16)
<b>Interceptions</b>	None	None	None
<b>Sacks</b> .....	1, twice	2, at HOU (12/13/15)	0.5 at PHI (1/4/14)



99

LAMARR HOUSTON

Ht: 6-3                      Wt: 274  
 Age: 29                      College: Texas  
 Bears Season: 3            NFL Season: 7  
 Acquired: Unrestricted free agent in 2014 (OAK)

LINEBACKER

2016 CHICAGO BEARS

Date	W/L	Opp.	Tkls-S	Sk-YL	INT-Yds	PD	FF	FR	TFL
9/11	L	at HOU	4-2	0-0	0-0	0	0	0	0
9/19	L	PHI	0-0	0-0	0-0	0	0	0	0
9/25	L	at DAL	0-0	0-0	0-0	0	0	0	0
10/2		DET							
10/9		at IND							
10/16		JAC							
10/20		at GB							
10/31		MIN							
11/13		at TB							
11/20		at NYG							
11/27		TEN							
12/4		SF							
12/11		at DET							
12/18		GB							
12/24		WAS							
1/1		at MIN							
<b>Totals</b>			<b>4-2</b>	<b>0-0</b>	<b>0-0</b>	<b>0</b>	<b>0</b>	<b>0</b>	<b>0</b>

LAMARR HOUSTON'S CAREER STATISTICS


REGULAR SEASON

Year	Team	GP	GS	Tackles					Interceptions					Fumbles			Misc.	
				Tot	S	A	Sk	Yds	No	Yds	Lg	TD	PD	FF	FR	Yds	TFL	STT
2010	Oakland	16	15	39	30	9	5.0	27.0	0	0	-	0	0	1	2	0	8.0	0
2011	Oakland	16	13	51	36	15	1.0	2.0	1	15	15	0	3	0	2	0	6.0	0
2012	Oakland	16	16	67	49	18	4.0	34.0	0	0	-	0	2	1	1	0	13.0	0
2013	Oakland	16	16	69	56	13	6.0	52.0	0	0	-	0	0	2	1	0	10.0	0
2014	Chicago	8	8	11	8	3	1.0	11.0	0	0	-	0	1	0	1	0	3.0	0
2015	Chicago	16	2	51	34	17	8.0	63.0	0	0	-	0	0	0	1	0	10.0	1
2016	Chicago	2	0	4	2	2	0.0	0.0	0	0	-	0	0	0	0	0	0.0	0
<b>Bears totals</b>		<b>26</b>	<b>10</b>	<b>66</b>	<b>44</b>	<b>22</b>	<b>9.0</b>	<b>74.0</b>	<b>0</b>	<b>0</b>	<b>-</b>	<b>0</b>	<b>1</b>	<b>0</b>	<b>2</b>	<b>0</b>	<b>13.0</b>	<b>0</b>
<b>NFL totals</b>		<b>90</b>	<b>70</b>	<b>292</b>	<b>215</b>	<b>77</b>	<b>25.0</b>	<b>189.0</b>	<b>1</b>	<b>15</b>	<b>15</b>	<b>0</b>	<b>6</b>	<b>4</b>	<b>8</b>	<b>0</b>	<b>50.0</b>	<b>0</b>

ADDITIONAL STATS: Blocked Kicks - 1 (37-yard field goal vs. MIA, 10/19/14).

SEASON / CAREER / PLAYOFF HIGHS

	2016	Career	Playoff
<b>Tackles</b> .....	4, at HOU (9/11)	11, vs. WAS (12/13/15)	None
<b>Solos</b> .....	2, at HOU (9/11)	9, vs. WAS (12/13/15)	None
<b>Tackles For Loss</b>	None	1, three times	None
<b>Interceptions</b>	None	1	None
<b>Sacks</b> .....	None	1, vs. DEN (11/22/15)	None



# 36

## DEANDRE HOUSTON-CARSON

Ht: 6-1  
Age: 23

Wt: 203  
College: William & Mary

Acquired: 6th round of the 2016 draft (185th overall)

### DEFENSIVE BACK

#### 2016 CHICAGO BEARS

Date	W/L	Opp.	Tkls-S	Sk-YL	INT-Yds	PD	FF	FR	TFL
9/11	L	at HOU	0-0	0-0	0-0	0	0	0	0
9/19	L	PHI	0-0	0-0	0-0	0	0	0	0
9/25	L	at DAL	0-0	0-0	0-0	0	0	0	0
10/2	W	DET	0-0	0-0	0-0	0	0	0	0
10/9	L	at IND	0-0	0-0	0-0	0	0	0	0
10/16	L	JAC			INACTIVE				
10/20		at GB			INACTIVE				
10/31		MIN							
11/13		at TB							
11/20		at NYG							
11/27		TEN							
12/4		SF							
12/11		at DET							
12/18		GB							
12/24		WAS							
1/1		at MIN							
<b>Totals</b>			<b>0-0</b>	<b>0-0</b>	<b>0-0</b>	<b>0</b>	<b>0</b>	<b>0</b>	<b>0</b>

#### DEANDRE HOUSTON-CARSON'S CAREER STATISTICS

##### REGULAR SEASON

Year	Team	GP	GS	Tackles					Interceptions				Fumbles			Misc.			
				Tot	S	A	Sk	Yds	No	Yds	Lg	TD	PD	FF	FR	Yds	TFL	STT	
2016	Chicago	5	0	0	0	0	0.0	0.0	0	0	-	0	0	0	0	0	0	0.0	2

##### SEASON / CAREER / PLAYOFF HIGHS

	2016	Career	Playoff
<b>Tackles</b> .....	None	None	None
<b>Solos</b> .....	None	None	None
<b>Tackles For Loss</b> .....	None	None	None
<b>Interceptions</b> .....	None	None	None
<b>Sacks</b> .....	None	None	None



# 24 JORDAN HOWARD

Ht: 6-0  
Age: 21

Wt: 222  
College: Indiana

Acquired: 5th round of the 2016 draft (150th overall)

## RUNNING BACK

### 2016 CHICAGO BEARS

Date	W/L	Opp.	Rush	Yds	Avg	Lg	TD	Rec	Yds	TD	Lg
9/11	L	at HOU									
INACTIVE											
9/19	L	PHI	3	22	7.3	10	0	2	9	0	7
9/25	L	at DAL	9	45	5.0	36	0	4	47	0	15
10/2	W	DET	23	111	4.8	17	0	3	21	0	9
10/9	L	at IND	16	118	7.4	57	0	3	45	1	21t
10/16	L	JAC	15	34	2.3	9	1	2	6	0	7
10/20	L	at GB	7	22	3.1	11	0	0	0	0	0
10/31		MIN									
11/13		at TB									
11/20		at NYG									
11/27		TEN									
12/4		SF									
12/11		at DET									
12/18		GB									
12/24		WAS									
1/1		at MIN									
<b>Totals</b>			<b>73</b>	<b>352</b>	<b>4.8</b>	<b>57</b>	<b>1</b>	<b>14</b>	<b>128</b>	<b>1</b>	<b>21t</b>


### JORDAN HOWARD'S NFL STATISTICS

#### REGULAR SEASON

Year	Team	GP-GS	Rush	Yds	Avg	Lg	TD	Rec	Yds	Avg	Lg	TD	STT
2016	Chicago	6-4	73	352	4.8	57	1	14	128	9.1	21t	1	0

#### SEASON / CAREER / PLAYOFF HIGHS

	2016	Career	Playoff
<b>Rushes</b> .....	23, vs. DET (10/2).....	Same .....	Same
<b>Rushing Yards</b> .....	118, at IND (10/9).....	Same .....	Same
<b>Longest Run</b> .....	57, at IND (10/9).....	Same .....	Same
<b>Rushing TDs</b> .....	None.....	None .....	None
<b>Receptions</b> .....	4, at DAL (9/25).....	Same .....	None
<b>Receiving Yards</b> .....	47, at DAL (9/25).....	Same .....	None
<b>Longest Reception</b> .....	21t, at IND (10/9).....	Same .....	None
<b>Receiving TDs</b> .....	1, at IND (10/9).....	Same .....	None



# 2 BRIAN HOYER

Ht: 6-2      Wt: 215  
Age: 30      College: Michigan State  
Bears Season: 1      NFL Season: 8  
Acquired: Waived free agent in 2016 (HOU)

## QUARTERBACK

### 2016 CHICAGO BEARS

Date	W/L	Opp.	Att	Cmp	Yds	Pct.	TD	INT	Lg	Sk/Lst	Rtg
9/11	L	at HOU									
DID NOT PLAY											
9/19	L	PHI	12	9	78	75.0	0	0	19	0/0	91.7
9/25	L	at DAL	49	30	317	61.2	2	0	32	1/5	93.7
10/2	W	DET	36	28	302	77.8	2	0	64	2/8	120.1
10/9	L	at IND	43	33	397	76.7	2	0	38	0/0	120.0
10/16	L	JAC	49	30	302	61.2	0	0	36	1/5	78.8
10/20	L	at GB	4	11	49	36.4	0	0	25	0/0	50.9
10/31		MIN									
11/13		at TB									
11/20		at NYG									
11/27		TEN									
12/4		SF									
12/11		at DET									
12/18		GB									
12/24		WAS									
1/1		at MIN									
<b>Totals</b>			<b>200</b>	<b>134</b>	<b>1,445</b>	<b>67.0</b>	<b>6</b>	<b>0</b>	<b>64</b>	<b>4/18</b>	<b>98.0</b>

**BRIAN HOYER'S NFL STATISTICS**

**REGULAR SEASON**

Year	Team	GP-GS	Att	Cmp	Pct	Yds	Yds/Att	TD	Int	Lg	Sk-Yds	Rating
2009	New England	5-0	27	19	70.4	142	5.3	0	0	17	2-18	82.6
2010	New England	5-0	15	7	46.7	122	8.1	1	1	42t	0-0	69.3
2011	New England	3-0	1	1	100.0	22	22.0	0	0	22	0-0	118.8
2012	Arizona	2-1	53	30	56.6	330	6.2	1	2	53	4-30	65.8
2013	Cleveland	3-3	96	57	59.4	615	6.4	5	3	47t	6-48	82.6
2014	Cleveland	14-13	438	242	55.3	3,326	7.6	12	13	81t	24-160	76.5
2015	Houston	11-9	369	224	60.7	2,606	7.1	19	7	49	25-185	91.4
2016	Chicago	6-5	189	130	68.8	1,396	7.4	6	0	64	4-18	100.8
<b>NFL totals</b>		<b>49-31</b>	<b>1,199</b>	<b>714</b>	<b>59.5</b>	<b>8,608</b>	<b>7.2</b>	<b>44</b>	<b>26</b>	<b>81t</b>	<b>65-459</b>	<b>84.8</b>

**Record as Starter:** 15-13 - 2009 (0-0); 2011 (0-0); 2012 (0-1); 2013 (3-0); 2014 (7-7); 2015 (5-3); 2016 (1-4).


**ADDITIONAL STATS: Fumbles-Lost -- (11-3):** 2009 (0-0); 2010 (0-0); 2011 (0-0); 2012 (1-0); 2013 (0-0); 2014 (4-1); 2015 (6-2); 2016 (2-1).

Year	Team	Rush	Yds	Avg	Lg	TD
2009	New England	10	25	2.5	20	1
2010	New England	10	-8	-0.8	1	0
2011	New England	4	-3	-0.8	0	0
2012	Arizona	1	6	6.0	6	0
2013	Cleveland	6	16	2.7	11	0
2014	Cleveland	24	39	1.6	11	0
2015	Houston	15	44	2.9	15	0
2016	Chicago	7	-2	-0.3	3	0
<b>NFL totals</b>		<b>77</b>	<b>117</b>	<b>1.6</b>	<b>20</b>	<b>1</b>

**SEASON / CAREER / PLAYOFF HIGHS**

	2016	Career	Playoff
<b>Attempts</b> .....	49, twice.....	54, at MIN (9/22/13) .....	34, vs. KC (1/9/16)
<b>Completions</b> .....	33, at IND (10/9).....	Same .....	15, vs. KC (1/9/16)
<b>Passing Yards</b> .....	397, at IND (10/9).....	Same .....	136, vs. KC (1/9/16)
<b>TD Passes</b> .....	2, three times.....	3, five times .....	None
<b>Interceptions</b> .....	None.....	3, twice.....	4, vs. KC(1/9/16)
<b>Longest Completion</b> ..	64, vs. DET (10/2) .....	81t, at CAR (12/21/14).....	17, vs. KC (1/9/16)





17

ALSHON  
JEFFERY

Ht: 6-3                      Wt: 218  
 Age: 26                     College: South Carolina  
 Bears Season: 5         NFL Season: 5  
 Acquired: 2nd round of the 2012 NFL Draft

**WIDE RECIEVER**

**2016 CHICAGO BEARS**

Date	W/L	Opp.	Rec	Yds	Avg	Lg	TD	Rush	Yds	TD	Lg
9/11	L	at HOU	4	105	26.3	54	0	0	0	0	-
9/19	L	PHI	5	96	19.2	49	0	0	0	0	-
9/25	L	at DAL	5	70	14.0	22	0	0	0	0	-
10/2	W	DET	3	46	15.3	22	0	0	0	0	-
10/9	L	at IND	5	77	15.4	38	0	0	0	0	-
10/16	L	JAC	7	93	13.3	26	0	0	0	0	-
10/20	L	at GB	3	33	11.0	11	0	0	0	0	-
10/31		MIN									
11/13		at TB									
11/20		at NYG									
11/27		TEN									
12/4		SF									
12/11		at DET									
12/18		GB									
12/24		WAS									
1/1		at MIN									
<b>Totals</b>			<b>32</b>	<b>520</b>	<b>16.3</b>	<b>54</b>	<b>0</b>	<b>0</b>	<b>0</b>	<b>0</b>	<b>-</b>


ALSHON JEFFERY'S NFL STATISTICS

**REGULAR SEASON**

Year	Team	GP-GS	Rec	Yds	Avg	Lg	TD	Rush	Yds	Avg	Lg	TD	STT
2012	Chicago	10-6	24	367	15.3	55	3	0	0	-	-	0	0
2013	Chicago	16-14	89	1,421	16.0	80t	7	16	105	6.6	38	0	0
2014	Chicago	16-16	85	1,133	13.3	74	10	6	33	5.5	12	0	0
2015	Chicago	9-8	54	508	14.9	50	4	0	0	-	-	0	0
2016	Chicago	7-7	32	520	16.3	54	0	0	0	-	-	0	0
<b>NFL totals</b>		<b>58-51</b>	<b>284</b>	<b>4,238</b>	<b>15.0</b>	<b>80t</b>	<b>24</b>	<b>22</b>	<b>138</b>	<b>6.3</b>	<b>38</b>	<b>0</b>	<b>0</b>

**SEASON / CAREER / PLAYOFF HIGHS**

	2016	Career	Playoff
<b>Receptions</b> .....	7, vs. JAC (10/16).....	12, at MIN (12/1/13).....	None
<b>Receiving Yards</b> .....	105, at HOU (9/11).....	249, at MIN (12/1/13).....	None
<b>Longest Reception</b>	.54, at HOU (9/11).....	80t, at MIN (12/1/13)....	None
<b>Receivng TDs</b> .....	None.....	2, twice.....	None



# 52 CHRISTIAN JONES

**Ht:** 6-3                      **Wt:** 251  
**Age:** 25                      **College:** Florida State  
**Bears Season:** 3           **NFL Season:** 3  
**Acquired:** Undrafted free agent in 2014

## LINEBACKER

### 2016 CHICAGO BEARS

Date	W/L	Opp.	Tkls-S	Sk-YL	INT-Yds	PD	FF	FR	TFL
9/11	L	at HOU	0-0	0-0	0-0	0	0	0	0
9/19	L	PHI	0-0	0-0	0-0	0	0	0	0
9/25	L	at DAL	3-2	0-0	0-0	0	0	0	0
10/2	W	DET	0-0	0-0	0-0	0	0	0	0
10/9	L	at IND	0-0	0-0	0-0	0	0	0	0
10/16	L	JAC	2-2	0-0	0-0	1	0	0	0
10/20	L	at GB	0-0	0-0	0-0	0	0	0	0
10/31		MIN							
11/13		at TB							
11/20		at NYG							
11/27		TEN							
12/4		SF							
12/11		at DET							
12/18		GB							
12/24		WAS							
1/1		at MIN							
<b>Totals</b>			<b>5-4</b>	<b>0-0</b>	<b>0-0</b>	<b>1</b>	<b>0</b>	<b>0</b>	<b>0</b>

### CHRISTIAN JONES' NFL STATISTICS

#### REGULAR SEASON

Year	Team	GP	GS	Tackles					Interceptions			Fumbles			Misc.			
				Tot	S	A	Sk	Yds	No	Yds	Lg	TD	PD	FF	FR	Yds	TFL	STT
2014	Chicago	16	5	98	54	44	2.0	4.0	0	0	-	0	0	0	1	2	2.0	11
2015	Chicago	15	13	98	70	28	0.0	0.0	0	0	-	0	4	0	1	0	2.0	4
2016	Chicago	7	2	5	4	1	0.0	0.0	0	0	-	0	1	0	0	0	0.0	3
<b>NFL totals</b>		<b>37</b>	<b>19</b>	<b>201</b>	<b>128</b>	<b>73</b>	<b>2.0</b>	<b>4.0</b>	<b>0</b>	<b>0</b>	<b>-</b>	<b>0</b>	<b>5</b>	<b>0</b>	<b>2</b>	<b>2</b>	<b>4.0</b>	<b>18</b>

#### SEASON / CAREER / PLAYOFF HIGHS

	2016	Career	Playoff
<b>Tackles</b> .....	3, at DAL (9/25).....	18, vs. DET (12/21/14).....	None
<b>Solos</b> .....	2, twice.....	13 vs. DET (12/21/14).....	None
<b>Tackles For Loss</b> .....	None.....	1, three times.....	None
<b>Interceptions</b> .....	None.....	None.....	None
<b>Sacks</b> .....	None.....	1, twice.....	None



# 29

## HAROLD JONES-QUARTEY

**Ht:** 5-11      **Wt:** 210  
**Age:** 22      **College:** Findlay  
**Bears Season:** 2      **NFL Season:** 2  
**Acquired:** Acquired from waivers in 2015 (ARI)

### DEFENSIVE BACK

#### 2016 CHICAGO BEARS

Date	W/L	Opp.	Tkls-S	Sk-YL	INT-Yds	PD	FF	FR	TFL
9/11	L	at HOU	7-4	0-0	0-0	0	0	0	0
9/19	L	PHI	4-4	0-0	0-0	0	0	0	0
9/25	L	at DAL	6-5	0-0	0-0	0	0	0	0
10/2	W	DET	7-7	0-0	0-0	0	0	0	1
10/9	L	at IND	0-0	0-0	0-0	1	0	0	0
10/16	L	JAC	4-3	0-0	0-0	1	0	0	0
10/20	L	at GB	9-7	0-0	0-0	0	0	0	0
10/31		MIN							
11/13		at TB							
11/20		at NYG							
11/27		TEN							
12/4		SF							
12/11		at DET							
12/18		GB							
12/24		WAS							
1/1		at MIN							
<b>Totals</b>			<b>37-30</b>	<b>0-0</b>	<b>0-0</b>	<b>2</b>	<b>0</b>	<b>0</b>	<b>1</b>


#### HAROLD JONES-QUAREY'S NFL STATISTICS

##### REGULAR SEASON

Year	Team	GP	GS	Tackles					Interceptions				Fumbles			Misc.		
				Tot	S	A	Sk	Yds	No	Yds	Lg	TD	PD	FF	FR	Yds	TFL	STT
2015	Chicago	13	4	29	21	8	0.0	0.0	1	23	23	0	3	1	0	0	0.0	6
2016	Chicago	7	7	37	30	7	0.0	0.0	0	0	-	0	2	0	0	0	1.0	1

##### SEASON / CAREER / PLAYOFF HIGHS

	2016	Career	Playoff
<b>Tackles</b> .....	9, at GB (10/20)	Same	None
<b>Solos</b> .....	7, twice	8, vs. DET (1/3/16)	None
<b>Tackles For Loss</b> .....	1, vs. DET (10/2)	Same	None
<b>Interceptions</b> .....	None	1, at TB (12/27/15)	None
<b>Sacks</b> .....	None	None	None



64

ERIC  
KUSH

**Ht:** 6-4

**Wt:** 313

**Age:** 22

**College:** California (PA)

**Bears Season:** 1


**NFL Season:** 3

**Acquired:** Acquired from waivers in 2016 (LA)

**OFFENSIVE LINE**

ERIC KUSH'S NFL STATISTICS

**GAMES PLAYED-STARTED - 11-2:** 2013 KC (3-1); 2015 STL (7-0). CHI (1-1).



44

NICK  
KWIATKOSKI

Ht: 6-2  
Age: 22

Wt: 242  
College: West Virginia

Acquired: 4th round of the 2016 draft (113th overall)

**LINEBACKER**

**2016 CHICAGO BEARS**

Date	W/L	Opp.	Tkls-S	Sk-YL	INT-Yds	PD	FF	FR	TFL
9/11	L	at HOU			INACTIVE				
9/19	L	PHI			INACTIVE				
9/25	L	at DAL	1-0	0-0	0-0	0	0	0	0
10/2	W	DET	2-1	0-0	0-0	0	0	0	0
10/9	L	at IND	0-0	0-0	0-0	0	0	0	0
10/16	L	JAC	1-1	0-0	0-0	0	0	0	0
10/20	L	at GB	1-1	0-0	0-0	0	0	0	0
10/31		MIN							
11/13		at TB							
11/20		at NYG							
11/27		TEN							
12/4		SF							
12/11		at DET							
12/18		GB							
12/24		WAS							
1/1		at MIN							
<b>Totals</b>			<b>5-3</b>	<b>0-0</b>	<b>0-0</b>	<b>0</b>	<b>0</b>	<b>0</b>	<b>0</b>

**NICK KWIATKOSKINFL STATISTICS**

**REGULAR SEASON**

Year	Team	GP	GS	Tackles					Interceptions				Fumbles			Misc.			
				Tot	S	A	Sk	Yds	No	Yds	Lg	TD	PD	FF	FR	Yds	TFL	STT	
2016	Chicago	5	1	5	3	2	0	0	0	0	0	-	0	0	0	0	0	0	0

**SEASON / CAREER / PLAYOFF HIGHS**

	2016	Career	Playoff
<b>Tackles</b> .....	2, vs. DET (10/2).....	Same .....	None
<b>Solos</b> .....	1, three times .....	Same .....	None
<b>Tackles For Loss</b> .....	None .....	None .....	None
<b>Interceptions</b> .....	None .....	None .....	None
<b>Sacks</b> .....	None .....	None .....	None



# 33

## JEREMY LANGFORD

**Ht:** 6-0                      **Wt:** 211  
**Age:** 24                      **College:** Michigan State  
**Bears Season:** 2           **NFL Season:** 2  
**Acquired:** 4th round of the 2015 draft (106th overall)

### RUNNING BACK

#### 2016 CHICAGO BEARS

Date	W/L	Opp.	Rush	Yds	Avg	Lg	TD	Rec	Yds	TD	Lg
9/11	L	at HOU	17	57	3.4	15	1	2	6	0	5
9/19	L	PHI	11	28	2.5	16	1	1	6	0	6
9/25	L	at DAL	3	31	10.3	23	0	2	15	0	10
10/2	W	DET									INACTIVE
10/9	L	at IND									INACTIVE
10/16	L	JAC									INACTIVE
10/20	L	at GB									INACTIVE
10/31		MIN									
11/13		at TB									
11/20		at NYG									
11/27		TEN									
12/4		SF									
12/11		at DET									
12/18		GB									
12/24		WAS									
1/1		at MIN									
<b>Totals</b>			<b>31</b>	<b>116</b>	<b>3.7</b>	<b>23</b>	<b>2</b>	<b>5</b>	<b>27</b>	<b>0</b>	<b>10</b>

#### JEREMY LANGFORD'S NFL STATISTICS


##### REGULAR SEASON

Year	Team	GP-GS	Rush	Yds	Avg	Lg	TD	Rec	Yds	Avg	Lg	TD	STT
2015	Chicago	16-2	148	537	3.6	23	6	22	279	12.7	83t	1	1
2016	Chicago	3-3	31	116	3.7	23	2	5	27	5.4	10	0	0

**ADDITIONAL STATS: 2-pt conversions - 1: 2015 - 1 (1 rushing).**

##### SEASON / CAREER / PLAYOFF HIGHS

	2016	Career	Playoff
<b>Rushes</b> .....	17, at HOU (9/11) .....	20, at STL (11/15/15).....	Same
<b>Rushing Yards</b> .....	57, at HOU (9/11).....	83, at TB (12/27/15).....	Same
<b>Longest Run</b> .....	23, at DAL (9/25).....	23, at STL (11/15/15).....	Same
<b>Rushing TDs</b> .....	1, twice .....	1, six times.....	None
<b>Receptions</b> .....	2, twice .....	7, at STL (11/15/15).....	None
<b>Receiving Yards</b> .....	15, at DAL (9/25).....	109, at STL (11/15/15)...	None
<b>Longest Reception</b> .	10, at DAL (9/25).....	83t, at STL (11/15/15)...	None
<b>Receiving TDs</b> .....	None.....	1, at STL (11/15/15).....	None



62

TED  
LARSEN

**Ht:** 6-2

**Age:** 28

**Bears Season:** 1

**Acquired:** Unrestricted free agent in 2015 (ARI)

**Wt:** 315


**College:** NC State

**NFL Season:** 7

**OFFENSIVE LINE**

TED LARSEN'S NFL STATISTICS

**GAMES PLAYED-STARTED - 93-57:** 2010 TB (12-11); 2011 TB (16-3); 2012 TB (16-13); 2013 TB (16-4); 2014 ARI (16-16); 2015 ARI (10-10); 2016 CHI (7-0).



47

# PAUL LASIKE

Ht: 5-11      Wt: 258  
Age: 26      College: BYU  
Bears Season: 2      NFL Season: 1  
Acquired: Waived free agent in 2015 (ARI)

## FULLBACK

### 2016 CHICAGO BEARS

Date	W/L	Opp.	Rush	Yds	Avg	Lg	TD	Rec	Yds	TD	Lg
9/11	L	at HOU	0	0	0.0	-	0	0	0	0	0
9/19	L	PHI	1	2	2.0	2	0	0	0	0	0
9/25	L	at DAL									
10/2	W	DET									
10/9	L	at IND	0	0	-	-	0	0	0	0	0
10/16	L	JAC	1	1	1.0	1	0	0	0	0	0
10/20		at GB									
10/31		MIN									
11/13		at TB									
11/20		at NYG									
11/27		TEN									
12/4		SF									
12/11		at DET									
12/18		GB									
12/24		WAS									
1/1		at MIN									
<b>Totals</b>			<b>2</b>	<b>3</b>	<b>1.5</b>	<b>2</b>	<b>0</b>	<b>0</b>	<b>0</b>	<b>0</b>	<b>0</b>

### PAUL LASIKE'S NFL STATISTICS

#### REGULAR SEASON

Year	Team	GP-GS	Rush	Yds	Avg	Lg	TD	Rec	Yds	Avg	Lg	TD	STT
2016	Chicago	4-0	2	3	1.5	2	0	0	0	0.0	-	0	0

#### SEASON / CAREER / PLAYOFF HIGHS

	2016	Career	Playoff
<b>Rushes</b> .....	1, twice	Same	None
<b>Rushing Yards</b> .....	2, vs. PHI (9/19)	Same	None
<b>Longest Run</b> .....	2, vs. PHI (9/19)	Same	None
<b>Rushing TDs</b> .....	None	None	None
<b>Receptions</b> .....	None	None	None
<b>Receiving Yards</b> .....	None	None	None
<b>Longest Reception</b> .....	None	None	None
<b>Receiving TDs</b> .....	None	None	None

WAIVED 10/20





# 22 CRE'VON LEBLANC

Ht: 5-11      Wt: 190  
 Age: 22      College: Florida Atlantic  
 Bears Season: 3      NFL Season: R  
 Acquired: Undrafted free agent

## DEFENSIVE BACK

### 2016 CHICAGO BEARS

Date	W/L	Opp.	Tkls-S	Sk-YL	INT-Yds	PD	FF	FR	TFL
9/11	L	at HOU			INACTIVE				
9/19	L	PHI			INACTIVE				
9/25	L	at DAL	1-1	0-0	0-0	0	0	0	0
10/2	W	DET	2-2	0-0	0-0	0	0	0	0
10/9	L	at IND	1-1	0-0	0-0	2	0	0	0
10/16	L	JAC	1-1	0-0	0-0	0	0	0	0
10/20	L	at GB	7-6	0-0	0-0	2	0	0	0
10/31		MIN							
11/13		at TB							
11/20		at NYG							
11/27		TEN							
12/4		SF							
12/11		at DET							
12/18		GB							
12/24		WAS							
1/1		at MIN							
<b>Totals</b>			<b>12-11</b>	<b>0-0</b>	<b>0-0</b>	<b>4</b>	<b>0</b>	<b>0</b>	<b>0</b>

### CRE'VON LEBLANC'S NFL STATISTICS

#### REGULAR SEASON

Year	Team	GP	GS	Tackles					Interceptions				Fumbles			Misc.				
				Tot	S	A	Sk	Yds	No	Yds	Lg	TD	PD	FF	FR	Yds	TFL	STT		
2016	Chicago	5	1	12	11	1	0	0	0	0	0	0	-	0	2	0	0	0	0	0

#### SEASON / CAREER / PLAYOFF HIGHS

	2016	Career	Playoff
<b>Tackles</b> .....	7, at GB (10/20)	Same	None
<b>Solos</b> .....	6, at GB (10/20)	Same	None
<b>Tackles For Loss</b> .	None	None	None
<b>Interceptions</b> .....	None	None	None
<b>Sacks</b> .....	None	None	None



72

CHARLES  
LENO, JR.

**Ht:** 6-3

**Age:** 24

**Bears Season:** 3

**Acquired:** 7th round of the 2014 draft

**Wt:** 305

**College:** Boise State

**NFL Season:** 3

**OFFENSIVE LINE**

CHARLES LENO'S NFL STATISTICS

**GAMES PLAYED-STARTED - 29-21:** 2014 CHI (6-1); 2015 CHI (16-13); 2016 CHI (7-7).



75

KYLE  
LONG

**Ht:** 6-6

**Age:** 27

**Bears Season:** 4

**Acquired:** 1st round of the 2013 draft

**Wt:** 320

**College:** Oregon

**NFL Season:** 4

**OFFENSIVE LINE**

KYLE LONG'S NFL STATISTICS

**GAMES PLAYED-STARTED - 54-54:** 2013 CHI (16-16); 2014 CHI (15-15); 2015 CHI (16-16) 2016 CHI (7-7).



70

**BOBBY  
MASSIE**

**Ht:** 6-6

**Age:** 26

**Bears Season:** 1

**Acquired:** Unrestricted free agent in 2016 (ARI)

**Wt:** 320

**College:** Mississippi

**NFL Season:** 5

**OFFENSIVE LINE**

**BOBBY MASSIE'S NFL STATISTICS**

**GAMES PLAYED-STARTED - 61-53:** 2012 ARI (16-16); 2013 CHI (8-0); 2014 ARI (16-16); 2015 ARI (14-14); 2016 CHI (7-7).



# 27 SHERRICK McMANIS

Ht: 6-1                      Wt: 192  
 Age: 28                      College: Northwestern  
 Bears Season: 5            NFL Season: 7  
 Acquired: Trade with HOU in 2012

## DEFENSIVE BACK

### 2016 CHICAGO BEARS

Date	W/L	Opp.	Tkls-S	Sk-YL	INT-Yds	PD	FF	FR	TFL
9/11	L	at HOU	0-0	0-0	0-0	0	0	0	0
9/19	L	PHI	2-2	0-0	0-0	0	0	0	0
9/25	L	at DAL	1-1	0-0	0-0	0	0	0	0
10/2	W	DET	0-0	0-0	0-0	0	0	0	0
10/9	L	at IND	0-0	0-0	0-0	0	0	0	0
10/16	L	JAC	0-0	0-0	0-0	0	0	0	0
10/20	L	at GB	0-0	0-0	0-0	0	0	0	0
10/31		MIN							
11/13		at TB							
11/20		at NYG							
11/27		TEN							
12/4		SF							
12/11		at DET							
12/18		GB							
12/24		WAS							
1/1		at MIN							
<b>Totals</b>			<b>3-3</b>	<b>0-0</b>	<b>0-0</b>	<b>0</b>	<b>0</b>	<b>0</b>	<b>0</b>

### SHERRICK MCMANIS' NFL STATISTICS

#### REGULAR SEASON

Year	Team	GP	GS	Tackles					Interceptions				Fumbles			Misc.		
				Tot	S	A	Sk	Yds	No	Yds	Lg	TD	PD	FF	FR	Yds	TFL	STT
2010	Houston	14	0	2	1	1	0.0	0.0	1	1	1	0	1	0	0	0	0.0	11
2011	Houston	9	0	0	0	0	0.0	0.0	0	0	-	0	0	1	0	0	0.0	5
2012	Chicago	12	0	0	0	0	0.0	0.0	0	0	-	0	0	0	1	0	0.0	10
2013	Chicago	15	1	1	1	0	0.0	0.0	0	0	-	0	1	0	0	0	0.0	15
2014	Chicago	12	0	4	3	1	0.0	0.0	0	0	-	0	0	0	1	0	0.0	13
2015	Chicago	16	4	19	12	7	0.0	0.0	0	0	-	0	3	0	0	0	3.0	17
2016	Chicago	7	0	3	3	0	0.0	0.0	0	0	-	0	0	0	0	0	0.0	5
<b>Bears totals</b>		<b>62</b>	<b>5</b>	<b>27</b>	<b>19</b>	<b>8</b>	<b>0.0</b>	<b>0.0</b>	<b>0</b>	<b>0</b>	<b>-</b>	<b>0</b>	<b>4</b>	<b>0</b>	<b>2</b>	<b>0</b>	<b>0.0</b>	<b>60</b>
<b>NFL totals</b>		<b>85</b>	<b>5</b>	<b>29</b>	<b>20</b>	<b>9</b>	<b>0.0</b>	<b>0.0</b>	<b>1</b>	<b>1</b>	<b>1</b>	<b>0</b>	<b>5</b>	<b>1</b>	<b>2</b>	<b>0</b>	<b>0.0</b>	<b>76</b>

**ADDITIONAL STATS: Blocked Punts - 1:** at TEN (1/4/12). **Kickoff Returns - 11** for 230 yards.

#### SEASON / CAREER / PLAYOFF HIGHS

	2016	Career	Playoff
<b>Tackles</b> .....	2, vs. PHI (9/19)	6, at DET (10/18/15)	None
<b>Solos</b> .....	2, vs. PHI (9/19)	5, at DET (10/18/15)	None
<b>Pass Defenses</b> .....	None	1, five times	None
<b>Interceptions</b> .....	None	1, three times	None
<b>Sacks</b> .....	None	None	None



# 81

## CAMERON MEREDITH

**Ht:** 6-3                      **Wt:** 207  
**Age:** 23                      **College:** Illinois State  
**Bears Season:** 2           **NFL Season:** 2  
**Acquired:** Undrafted free agent in 2015

### WIDE RECIEVER

#### 2016 CHICAGO BEARS

Date	W/L	Opp.	Rec	Yds	Avg	Lg	TD	Rush	Yds	TD	Lg
9/11	L	at HOU									
9/19	L	PHI									
9/25	L	at DAL	2	24	12.0	24	0	0	0	0	0
10/2	W	DET	4	28	7.0	12	0	0	0	0	0
10/9	L	at IND	9	130	14.4	30	1	0	0	0	0
10/16	L	JAC	11	113	10.3	36	0	0	0	0	0
10/20	L	at GB	1	12	12.0	12	0	0	0	0	0
10/31		MIN									
11/13		at TB									
11/20		at NYG									
11/27		TEN									
12/4		SF									
12/11		at DET									
12/18		GB									
12/24		WAS									
1/1		at MIN									
<b>Totals</b>			<b>27</b>	<b>307</b>	<b>11.4</b>	<b>36</b>	<b>1</b>	<b>1</b>	<b>6</b>	<b>0</b>	<b>6</b>

#### CAMERON MEREDITH'S NFL STATISTICS

##### REGULAR SEASON

Year	Team	GP-GS	Rec	Yds	Avg	Lg	TD	Rush	Yds	Avg	Lg	TD	STT
2015	Chicago	11-0	11	120	10.9	22	0	0	0	-	-	0	0
2016	Chicago	5-3	27	307	11.4	36	1	1	6	6.0	6	0	0

##### SEASON / CAREER / PLAYOFF HIGHS

	2016	Career	Playoff
<b>Receptions</b> .....	11, vs. JAC (10/16).....	Same.....	None
<b>Receiving Yards</b> .....	130, at IND (10/9).....	Same.....	Same
<b>Longest Reception</b> .....	36, vs. JAC (10/9).....	Same.....	Same
<b>Receivng TDs</b> .....	1, at IND (10/9).....	Same.....	Same



# 86

## ZACH MILLER

Ht: 6-5

Wt: 243

Age: 31

College: Nebraska-Omaha

Bears Season: 3

NFL Season: 7

Acquired: Waived free agent in 2013 (TB)

### TIGHT END

#### 2016 CHICAGO BEARS

Date	W/L	Opp.	Rec	Yds	Avg	Lg	TD	Rush	Yds	TD	Lg
9/11	L	at HOU	3	14	4.7	5	0	0	0	0	0
9/19	L	PHI	4	33	8.3	12	0	0	0	0	0
9/25	L	at DAL	8	78	9.8	26	2	0	0	0	0
10/2	W	DET	3	31	10.3	17	1	0	0	0	0
10/9	L	at IND	7	73	10.4	23	0	0	0	0	0
10/16	L	JAC	6	36	6.0	11	0	0	0	0	0
10/20	L	at GB	2	40	20.0	26	0	0	0	0	0
10/31		MIN									
11/13		at TB									
11/20		at NYG									
11/27		TEN									
12/4		SF									
12/11		at DET									
12/18		GB									
12/24		WAS									
1/1		at MIN									
<b>Totals</b>			<b>33</b>	<b>305</b>	<b>9.2</b>	<b>26</b>	<b>3</b>	<b>0</b>	<b>0</b>	<b>0</b>	<b>0</b>

#### ZACH MILLER'S NFL STATISTICS

##### REGULAR SEASON

Year	Team	GP-GS	Rec	Yds	Avg	Lg	TD
2009	Jacksonville	14-0	21	212	10.1	62	2
2010	Jacksonville	15-5	20	216	10.8	52t	1
2011	Jacksonville	4-0	4	42	10.5	14t	1
2015	Chicago	15-14	34	439	12.9	87t	5
2016	Chicago	7-6	33	305	8.5	26	3
<b>NFL totals</b>		<b>55-25</b>	<b>112</b>	<b>1,214</b>	<b>10.8</b>	<b>87t</b>	<b>11</b>

**ADDITIONAL STATS:** Kickoff Returns - 4 for 41 yards: 2009 (2 for 19 yards); 2010 (1 for 22 yards). Rushing - 3 for 12 yards: 2009 (1 for 3 yards); 2010 (2 for 9 yards). Special Teams Tackles - 23: 2009 (9); 2010 (12); 2011 (2).

##### SEASON / CAREER / PLAYOFF HIGHS

	2016	Career	Playoff
Receptions.....	8, at DAL (9/25).....	8, twice.....	None
Receiving Yards .....	78, at DAL (9/25).....	107, at STL (11/15/15) ...	None
Longest Reception .	26, at DAL (9/25) .....	87t, at STL (11/15/15) ...	None
Receivng TDs.....	2, at DAL (9/25).....	2, three times .....	None



# 16

## PAT O'DONNELL

**Ht:** 6-4                      **Wt:** 217  
**Age:** 25                      **College:** Miami (FL)  
**Bears Season:** 3           **NFL Season:** 3  
**Acquired:** 6th round of the 2014 draft (191st overall)

### PUNTER

#### 2016 CHICAGO BEARS

DATE	W/L	Opp.	No.	Yds	Avg	Net	Long	In-20
9/11	L	at HOU	7	296	42.3	38.1	47	2
9/19	L	PHI	4	151	37.8	37.8	51	1
9/25	L	at DAL	4	159	39.8	39.0	49	1
10/2	W	DET	4	196	49.0	14.0	51	0
10/9	L	at IND	2	92	46.0	36.0	46	0
10/16	L	JAC	6	261	43.5	43.0	50	4
10/20	L	at GB	5	225	45.0	43.8	48	3
10/31		MIN						
11/13		at TB						
11/20		at NYG						
11/27		TEN						
12/4		SF						
12/11		at DET						
12/18		GB						
12/24		WAS						
1/1		at MIN						
<b>Totals</b>			<b>32</b>	<b>1,380</b>	<b>43.1</b>	<b>36.8</b>	<b>51</b>	<b>11</b>

#### PAT O'DONNELL'S NFL STATISTICS

##### REGULAR SEASON


Year	Team	GP	Punts	Yds	Avg	Opp Ret	Yds	Net	TB	In-20	Lg	Blk
2014	Chicago	16	71	3,107	43.8	33	335	37.7	3	20	61	1
2015	Chicago	15	70	3,097	44.2	27	197	39.7	4	28	72	1
2016	Chicago	7	32	1,380	42.8	9	161	36.8	2	11	51	0
<b>NFL totals</b>		<b>38</b>	<b>169</b>	<b>7,229</b>	<b>43.1</b>	<b>69</b>	<b>693</b>	<b>38.8</b>	<b>9</b>	<b>59</b>	<b>72</b>	<b>2</b>

**ADDITIONAL STATS: Special Teams Tackles - 4:** 2014 (2); 2015 (2).

##### SEASON / CAREER / PLAYOFF HIGHS

	2016	Career	Playoff
<b>Punts</b> .....	7, at HOU (9/11) .....	10, at SEA (9/27/15) .....	None
<b>Punting Yards</b> .....	296, at HOU (9/11) .....	477, at SEA (9/27/15) .....	None
<b>Gross Avg. (Min 4)</b> .....	42.3, at HOU (9/11) .....	51.3, at ATL (10/12/14) .....	None
<b>Punts In-the-20</b> .....	4, vs. JAC (10/16) .....	4, twice .....	None
<b>Longest Punt</b> .....	47, at HOU (9/11) .....	72, at SEA (9/27/15) .....	None





85

LOGAN PAULSEN

Ht: 6-5                      Wt: 268  
 Age: 29                      College: UCLA  
 Bears Season: 1            NFL Season: 7  
 Acquired: Waived free agent in 2016 (WAS)

**TIGHT END**

**2016 CHICAGO BEARS**

Date	W/L	Opp.	Rec	Yds	Avg	Lg	TD	Rush	Yds	TD	Lg
9/11	L	at HOU	0	0	0.0	-	0	0	0	0	0
9/19	L	PHI	0	0	0.0	-	0	0	0	0	0
9/25	L	at DAL	0	0	0.0	-	0	0	0	0	0
10/2	W	DET	2	10	5.0	7	0	0	0	0	0
10/9	L	at IND	0	0	0	-	0	0	0	0	0
10/16	L	JAC	0	0	0	-	0	0	0	0	0
10/20	L	at GB	0	0	0	-	0	0	0	0	0
10/31		MIN									
11/13		at TB									
11/20		at NYG									
11/27		TEN									
12/4		SF									
12/11		at DET									
12/18		GB									
12/24		WAS									
1/1		at MIN									
<b>Totals</b>			<b>2</b>	<b>10</b>	<b>5.0</b>	<b>7</b>	<b>0</b>	<b>0</b>	<b>0</b>	<b>0</b>	<b>0</b>

**LOGAN PAULSEN'S NFL STATISTICS**


**REGULAR SEASON**

Year	Team	GP-GS	Rec	Yds	Avg	Lg	TD
2010	Washington	11-0	2	10	5.0	9	1
2011	Washington	16-6	11	138	12.5	24	0
2012	Washington	16-10	25	308	12.3	31	1
2013	Washington	16-14	28	267	9.5	33	3
2014	Washington	16-12	13	78	6.0	16t	1
2016	Chicago	7-6	2	10	5.0	7	0
<b>NFL totals</b>		<b>81-48</b>	<b>81</b>	<b>811</b>	<b>10.0</b>	<b>33</b>	<b>6</b>

**ADDITIONAL STATS: Kickoff Returns** - 3 for 17 yards: 2011 (2 for 7 yards); 2014 (1 for 10 yards).

**SEASON / CAREER / PLAYOFF HIGHS**

	2016	Career	Playoff
<b>Receptions</b> .....	2, vs. DET (10/2) .....	5, vs. CAR (11/4/12) .....	2, vs. SEA (1/6/13)
<b>Receiving Yards</b> .....	10, vs. DET (10/2) .....	76, at NYG (10/21/12) .....	15, vs. SEA (1/6/13)
<b>Longest Reception</b> .....	7, vs. DET (10/2) .....	33, at OAK (9/29/13) .....	11, vs. SEA (1/6/13)
<b>Receiving TDs</b> .....	None .....	1, six times .....	None



21

TRACY PORTER

Ht: 5-11      Wt: 200  
 Age: 29      College: Indiana  
 Bears Season: 2      NFL Season: 9  
 Acquired: Waived free agent in 2015 (WAS)

**DEFENSIVE BACK**

**2016 CHICAGO BEARS**

Date	W/L	Opp.	Tkls-S	Sk-YL	INT-Yds	PD	FF	FR	TFL
9/11	L	at HOU	4-3	0-0	1-3	1	0	0	0
9/19	L	PHI	6-6	0-0	0-0	1	0	0	0
9/25	L	at DAL	5-4	0-0	0-0	0	0	0	0
10/2	W	DET	1-1	0-0	0-0	0	0	0	0
10/9	L	at IND	4-4	0-0	0-0	1	0	0	0
10/16	L	JAC	0-0	0-0	1-25	2	0	0	0
10/20	L	at GB	2-1	0-0	0-0	0	0	0	0
10/31		MIN							
11/13		at TB							
11/20		at NYG							
11/27		TEN							
12/4		SF							
12/11		at DET							
12/18		GB							
12/24		WAS							
1/1		at MIN							
<b>Totals</b>			<b>22-19</b>	<b>0-0</b>	<b>2-28</b>	<b>5</b>	<b>0</b>	<b>0</b>	<b>0</b>


**TRACY PORTER'S NFL STATISTICS**

**REGULAR SEASON**

Year	Team	GP	GS	Tackles					Interceptions					Fumbles			Misc.	
				Tot	S	A	Sk	Yds	No	Yds	Lg	TD	PD	FF	FR	Yds	TFL	STT
2008	New Orleans	5	5	25	23	2	1.0	8.0	1	25	25	0	5	0	0	0	3.0	0
2009	New Orleans	12	11	58	49	9	0.0	0.0	4	72	54t	1	12	2	0	0	0.0	0
2010	New Orleans	12	12	60	45	15	0.0	0.0	1	5	5	0	6	0	2	0	5.0	0
2011	New Orleans	14	11	52	42	10	0.0	0.0	1	-7	-7	0	9	2	1	0	2.0	0
2012	Denver	6	4	21	16	5	0.0	0.0	1	43	43t	1	6	0	0	0	2.0	0
2013	Oakland	16	16	67	53	14	1.5	11.5	2	44	43t	1	12	0	0	0	5.0	0
2014	Washington	3	1	5	3	2	0.0	0.0	0	0	-	0	1	1	0	0	0.0	0
2015	Chicago	14	13	38	34	4	0.0	0.0	1	2	2	0	12	1	0	0	0.0	0
2016	Chicago	7	7	22	19	3	0.0	0.0	2	28	3	0	3	0	0	0	0.0	0
<b>NFL totals</b>		<b>88</b>	<b>79</b>	<b>348</b>	<b>284</b>	<b>64</b>	<b>2.5</b>	<b>19.5</b>	<b>13</b>	<b>212</b>	<b>54t</b>	<b>3</b>	<b>66</b>	<b>5</b>	<b>3</b>	<b>0</b>	<b>17.0</b>	<b>0</b>

**SEASON / CAREER / PLAYOFF HIGHS**

	2016	Career	Playoff
<b>Tackles</b> .....	6, vs. PHI (9/19)	10, vs. NYG (11/28/11)	None
<b>Solos</b> .....	6, vs. PHI (9/19)	8, three times	None
<b>Pass Defenses</b> .....	1, twice	5, twice	None
<b>Interceptions</b> .....	1, twice	1, 13 times	None



# 31

## CHRIS PROINSKI

**Ht:** 6-1                      **Wt:** 213  
**Age:** 29                      **College:** Wyoming  
**Bears Season:** 2           **NFL Season:** 6  
**Acquired:** Waived free agent in 2015 (PHI)

### DEFENSIVE BACK

#### 2016 CHICAGO BEARS

Date	W/L	Opp.	Tkls-S	Sk-YL	INT-Yds	PD	FF	FR	TFL
9/11	L	at HOU	0-0	0-0	0-0	0	0	0	0
9/19	L	PHI	3-3	0-0	0-0	0	0	0	0
9/25	L	at DAL	2-1	0-0	0-0	0	0	0	0
10/2	W	DET	0-0	0-0	0-0	0	0	0	0
10/9	L	at IND	8-6	0-0	0-0	0	0	0	0
10/16	L	JAC	0-0	0-0	0-0	0	0	0	0
10/20	L	at GB	1-1	0-0	0-0	0	0	0	0
10/31		MIN							
11/13		at TB							
11/20		at NYG							
11/27		TEN							
12/4		SF							
12/11		at DET							
12/18		GB							
12/24		WAS							
1/1		at MIN							
<b>Totals</b>			<b>14-11</b>	<b>0-0</b>	<b>0-0</b>	<b>0</b>	<b>0</b>	<b>0</b>	<b>0</b>

#### CHRIS PROINSKI'S NFL STATISTICS

##### REGULAR SEASON

Year	Team	GP	GS	Tackles					Interceptions				Fumbles			Misc.		
				Tot	S	A	Sk	Yds	No	Yds	Lg	TD	PD	FF	FR	Yds	TFL	STT
2011	Jacksonville	13	1	14	11	3	0.0	0.0	0	0	-	0	0	0	1	0	0.0	5
2012	Jacksonville	16	7	50	39	11	0.0	0.0	1	6	6	0	4	0	0	0	0.0	3
2013	Jacksonville	16	1	7	5	2	0.0	0.0	0	0	-	0	2	0	0	0	0.0	9
2014	TOTAL	11	0	2	2	0	0.0	0.0	0	0	-	0	0	0	0	0	1.0	10
2015	Chicago	13	5	32	28	4	1.0	0.0	0	0	-	0	0	1	0	0	0.0	9
2016	Chicago	7	1	14	11	3	0.0	0.0	0	0	-	0	0	0	0	0	0.0	4
<b>NFL totals</b>		<b>76</b>	<b>16</b>	<b>119</b>	<b>96</b>	<b>23</b>	<b>1.0</b>	<b>0.0</b>	<b>1</b>	<b>6</b>	<b>6</b>	<b>0</b>	<b>6</b>	<b>1</b>	<b>1</b>	<b>0</b>	<b>1.0</b>	<b>40</b>

##### SEASON / CAREER / PLAYOFF HIGHS

	2016	Career	Playoff
<b>Tackles</b> .....	8, at IND (10/9).....	12, vs. NE (12/23/12).....	None
<b>Solos</b> .....	6, at IND (10/9).....	8, twice.....	None
<b>Pass Defenses</b> .....	None.....	1, six times.....	None
<b>Interceptions</b> .....	None.....	1, vs. NE (12/23/12).....	None



# 19 EDDIE ROYAL

**Ht:** 5-10      **Wt:** 190  
**Age:** 30      **College:** Virginia Tech  
**Bears Season:** 2      **NFL Season:** 9  
**Acquired:** Unrestricted free agent in 2015 (SD)

## WIDE RECEIVER

### 2016 CHICAGO BEARS

Date	W/L	Opp.	Rec	Yds	Avg	Lg	TD	Rush	Yds	TD	Lg
9/11	L	at HOU	4	57	14.3	19	1	0	0	0	-
9/19	L	PHI	4	52	13.0	31	0	0	0	0	-
9/25	L	at DAL	3	21	7.0	10	0	0	0	0	-
10/2	W	DET	7	111	15.9	64	1	0	0	0	-
10/9	L	at IND	7	43	6.1	12	0	0	0	0	-
10/16	L	JAC	4	54	13.5	17	0	0	0	0	-
10/20		at GB									INACTIVE
10/31		MIN									
11/13		at TB									
11/20		at NYG									
11/27		TEN									
12/4		SF									
12/11		at DET									
12/18		GB									
12/24		WAS									
1/1		at MIN									
<b>Totals</b>			<b>29</b>	<b>338</b>	<b>11.7</b>	<b>64</b>	<b>2</b>	<b>0</b>	<b>0</b>	<b>0</b>	<b>-</b>

### EDDIE ROYAL'S NFL STATISTICS

#### REGULAR SEASON


Year	Team	GP-GS	Rec	Yds	Avg	Lg	TD	Rush	Yds	Avg	Lg	TD
2008	Denver	15-15	91	980	10.8	93t	5	11	109	9.9	71	0
2009	Denver	14-12	37	345	9.3	20	0	1	1	1.0	1	0
2010	Denver	16-10	59	627	10.6	41	3	6	61	10.2	20	0
2011	Denver	12-8	19	155	8.2	26t	1	7	48	6.9	11	0
2012	San Diego	10-2	23	234	10.2	31	1	3	22	7.3	11	0
2013	San Diego	15-3	47	631	13.4	54	8	3	21	7.0	15	0
2014	San Diego	16-11	62	778	12.5	47t	7	3	14	4.7	15	0
2015	Chicago	9-9	37	238	6.4	30	1	1	-1	-1.0	-1	0
2016	Chicago	6-1	29	338	11.7	64	2	0	0	0.0	-	0
<b>NFL totals</b>		<b>113-71</b>	<b>404</b>	<b>4,324</b>	<b>10.7</b>	<b>93t</b>	<b>28</b>	<b>35</b>	<b>275</b>	<b>7.9</b>	<b>71</b>	<b>0</b>

Year	Team	KR	Yds	Avg	LG	TD	PR	FC	Yds	Avg	Lg	TD
2008	Dever	23	600	26.1	95	0	14	10	140	10.0	36	0
2009	Denver	26	621	23.9	93t	1	30	13	335	11.2	71t	1
2010	Denver	5	107	21.4	33	0	25	12	298	11.9	33	0
2011	Denver	3	47	15.7	20	0	12	9	194	16.2	85t	1
2012	San Diego	0	0	-	-	0	12	2	64	5.3	14	0
2013	San Diego	0	0	-	-	0	7	7	41	5.9	12	0
2014	San Diego	0	0	-	-	0	11	6	100	9.1	58	0
2015	Chicago	0	0	-	-	0	1	0	16	16.0	16	0
2016	Chicago	0	0	-	-	0	13	8	153	13.9	65t	1
<b>NFL totals</b>		<b>57</b>	<b>1,375</b>	<b>24.1</b>	<b>95</b>	<b>1</b>	<b>125</b>	<b>67</b>	<b>1,324</b>	<b>11.0</b>	<b>85t</b>	<b>3</b>

**ADDITIONAL STATS: Special Teams Touchdowns - 3:** 71-yard punt return at SD (10/19/09), 93-yard kickoff return at SD (10/19/09); 85-yard punt return touchdown at OAK (11/6/11); 65-yard punt return touchdown vs. PHI (9/19). **2-pt conversions - 1:** 2008 - 1 (receiving). **Passing - 0 for 1:** 2008 - 0 for 1.

#### SEASON / CAREER / PLAYOFF HIGHS

	2016	Career	Playoff
<b>Receptions</b> .....	7, twice.....	11, at SD (12/28/08) .....	3, vs. PIT (1/8/12)
<b>Receiving Yards</b> .....	111, vs. DET (10/2).....	164, at CLE (11/6/08)....	49, vs. PIT (1/8/12)
<b>Longest Reception</b> ..	64, vs. DET (10/2) .....	93t, at CLE (11/6/08)....	33, at CIN (1/5/14)
<b>Receivng TDs</b> .....	1, twice .....	3, at PHI (9/14/13) .....	1, vs. PIT (1/8/12)



48

**PATRICK  
SCALES**

**Ht:** 6-4

**Wt:** 244

**Age:** 28

**College:** Utah State

**Bears Season:** 2

**NFL Season:** 2

**Acquired:** Waived free agent in 2015 (BAL)

**LONG SNAPPER**

**PATRICK SCALES' NFL STATISTICS**

**GAMES PLAYED-STARTED - 14-0:** 2014 BAL (2-0); 2015 CHI (5-0); 2016 CHI (7-0).



# 87 GREG SCRUGGS

Ht: 6-3      Wt: 277  
 Age: 23      College: Louisville  
 Bears Season: 2      NFL Season: 4  
 Acquired: Waived free agent in 2015 (SEA)

## TIGHT END

### 2016 CHICAGO BEARS

Date	W/L	Opp.	Rec	Yds	Avg	Lg	TD	Rush	Yds	TD	Lg
9/11	L	at HOU	0	0	0	-	0	0	0	0	-
9/19	L	PHI	0	0	0	-	0	0	0	0	-
9/25	L	at DAL	0	0	0	-	0	0	0	0	-
10/2		DET									
10/9		at IND									
10/16		JAC									
10/20		at GB									
10/31		MIN									
11/13		at TB									
11/20		at NYG									
11/27		TEN									
12/4		SF									
12/11		at DET									
12/18		GB									
12/24		WAS									
1/1		at MIN									
<b>Totals</b>			<b>0</b>	<b>0</b>	<b>0</b>	<b>-</b>	<b>0</b>	<b>0</b>	<b>0</b>	<b>0</b>	<b>-</b>

WAIVED  
 9/12/17

### GREG SCRUGGS' NFL STATISTICS

#### REGULAR SEASON

Year	Team	GP-GS	Rec	Yds	Avg	Lg	TD
2012	Seattle	11-0	0	0	0.0	-	0
2014	Washington	3-0	0	0	0.0	-	0
2015	Washington	1-0	0	0	0.0	-	0
2016	Chicago	3-0	0	0	0.0	-	0
<b>NFL totals</b>		<b>18-0</b>	<b>0</b>	<b>0</b>	<b>0</b>	<b>0</b>	<b>0</b>

**ADDITIONAL STATS: Tackles-9:** 2012 (5) 2014 (1), 2015 (3) **Sacks 3:** - 2012 (2), 2015 (1)

#### SEASON / CAREER / PLAYOFF HIGHS

	2016	Career	Playoff
<b>Receptions</b> .....	None.....	None.....	None
<b>Receiving Yards</b> .....	None.....	None.....	None
<b>Longest Reception</b> .....	None.....	None.....	None
<b>Receiving TDs</b> .....	None.....	None.....	None



71

JOSH  
SITTON

Ht: 6-3

Wt: 318

Age: 30

College: UCF

Bears Season: 1

NFL Season: 9

Acquired: Free agent signing 2016 (GB)

## OFFENSIVE LINE

### JOSH SITTON'S NFL STATISTICS

**GAMES PLAYED-STARTED - 127-118:** 2008 GB (11-2); 2009 GB (16-16); 2010 GB (16-16); 2011 GB (14-14); 2012 GB (16-16); 2013 GB (16-16); 2014 GB (16-16); 2015 GB (16-16); 2016 CHI (6-6).



93

WILL SUTTON

Ht: 6-0                      Wt: 297  
 Age: 24                      College: Arizona State  
 Bears Season: 3            NFL Season: 3  
 Acquired: 3rd round of the 2014 draft

**DEFENSIVE LINE**

**2016 CHICAGO BEARS**

Date	W/L	Opp.	Tkls-S	Sk-YL	INT-Yds	PD	FF	FR	TFL
9/11	L	at HOU			INACTIVE				
9/19	L	PHI	1-0	0-0	0-0	0	0	0	0
9/25	L	at DAL	5-2	0-0	0-0	1	0	0	0
10/2	W	DET	3-3	0-0	0-0	0	0	0	0
10/9	L	at IND	0-0	0-0	0-0	0	0	0	0
10/16	L	JAC	1-1	0-0	0-0	0	0	0	0
10/20	L	at GB	0-0	0-0	0-0	0	0	0	0
10/31		MIN							
11/13		at TB							
11/20		at NYG							
11/27		TEN							
12/4		SF							
12/11		at DET							
12/18		GB							
12/24		WAS							
1/1		at MIN							
<b>Totals</b>			<b>10-6</b>	<b>0-0</b>	<b>0-0</b>	<b>1</b>	<b>0</b>	<b>0</b>	<b>0</b>

**WILL SUTTON'S NFL STATISTICS**

**REGULAR SEASON**

Year	Team	GP	GS	Tackles				Interceptions				Fumbles			Misc.			
				Tot	S	A	Sk	Yds	No	Yds	Lg	TD	PD	FF	FR	Yds	TFL	STT
2014	Chicago	15	5	25	21	4	0.0	0.0	0	0	-	0	2	0	0	0	2.5	0
2015	Chicago	13	7	37	20	17	0.0	0.0	0	0	-	0	4	0	0	0	2.0	0
2016	Chicago	6	4	10	6	4	0.0	0.0	0	0	-	0	1	0	0	0	0.0	0
<b>NFL totals</b>		<b>33</b>	<b>16</b>	<b>72</b>	<b>47</b>	<b>25</b>	<b>0.0</b>	<b>0.0</b>	<b>0</b>	<b>0</b>	<b>-</b>	<b>0</b>	<b>6</b>	<b>0</b>	<b>0</b>	<b>0</b>	<b>4.5</b>	<b>0</b>

**SEASON / CAREER / PLAYOFF HIGHS**

	2016	Career	Playoff
<b>Tackles</b> .....	5, at DAL (9/25)	6, vs. DEN (11/22/15)	None
<b>Solos</b> .....	3, vs. DET (10/2)	4, twice	None
<b>Tackles For Loss</b>	None	1, twice	None
<b>Sacks</b> .....	None	None	None





# 14 DEONTE THOMPSON

**Ht:** 6-0                      **Wt:** 205  
**Age:** 27                      **College:** Florida  
**Bears Season:** 2           **NFL Season:** 4  
**Acquired:** Waived free agent in 2015 (BUF)

## WIDE RECIEVER

### 2016 CHICAGO BEARS

Date	W/L	Opp.	Rec	Yds	Avg	Lg	TD	Rush	Yds	TD	Lg
9/11	L	at HOU	0	0	0	-	0	0	0	0	-
9/19	L	PHI	0	0	0	-	0	0	0	0	-
9/25	L	at DAL	0	0	0	-	0	0	0	0	-
10/2	W	DET	0	0	0	-	0	0	0	0	-
10/9	L	at IND	0	0	0	-	0	0	0	0	-
10/16	L	JAC	0	0	0	-	0	0	0	0	-
10/20	L	at GB	1	4	4.0	4	0	0	0	0	-
10/31		MIN									
11/13		at TB									
11/20		at NYG									
11/27		TEN									
12/4		SF									
12/11		at DET									
12/18		GB									
12/24		WAS									
1/1		at MIN									
<b>Totals</b>			<b>1</b>	<b>4</b>	<b>4.0</b>	<b>4</b>	<b>0</b>	<b>0</b>	<b>0</b>	<b>0</b>	<b>-</b>

### DEONTE THOMPSON'S NFL STATISTICS


#### REGULAR SEASON

Year	Team	GP-GS	Rec	Yds	Avg	Lg	TD	Rush	Yds	Avg	Lg	TD
2012	Baltimore	6-0	5	51	10.2	25	0	0	0	-	-	0
2013	Baltimore	7-0	10	96	9.6	33	0	0	0	-	-	0
2014	Buffalo	1-0	0	0	-	-	0	0	0	-	-	0
2015	Chicago	7-0	2	281	40.5	45	0	0	0	-	-	0
2016	Chicago	7-0	1	4	4.0	4	0	0	0	-	-	0
<b>NFL totals</b>		<b>28-0</b>	<b>18</b>	<b>232</b>	<b>13.3</b>	<b>45</b>	<b>0</b>	<b>0</b>	<b>0</b>	<b>-</b>	<b>-</b>	<b>0</b>

Year	Team	KR	Yds	Avg	LG	TD	PR	FC	Yds	Avg	Lg	TD
2012	Baltimore	15	389	25.9	49	0	0	0	0	-	-	0
2013	Baltimore	7	201	28.7	47	0	0	0	0	-	-	0
2014	Buffalo	0	0	-	-	0	0	0	0	-	-	0
2015	Chicago	14	409	29.2	74	0	0	0	0	-	-	0
2016	Chicago	14	297	21.2	32	0	0	0	0	-	-	0
<b>NFL totals</b>		<b>50</b>	<b>1,296</b>	<b>25.9</b>	<b>74</b>	<b>0</b>	<b>0</b>	<b>0</b>	<b>0</b>	<b>-</b>	<b>-</b>	<b>0</b>

#### SEASON / CAREER / PLAYOFF HIGHS

	2016	Career	Playoff
<b>Receptions</b> .....	1, at GB (10/20)	11, at SD (12/28/08)	3, vs. PIT (1/8/12)
<b>Receiving Yards</b> .....	4, at GB (10/20)	164, at CLE (11/6/08)	49, vs. PIT (1/8/12)
<b>Longest Reception</b> .	4, at GB (10/20)	93t, at CLE (11/6/08)	33, at CIN (1/5/14)
<b>Receivng TDs</b> .....	None	3, at PHI (9/14/13)	1, vs. PIT (1/8/12)



53

JOHN  
TIMU

Ht: 6-0

Wt: 245

Age: 23

College: Washington

Bears Season: 2

NFL Season: 2

Acquired: Undrafted free agent in 2015

**LINEBACKER**

**2016 CHICAGO BEARS**

Date	W/L	Opp.	Tkls-S	Sk-YL	INT-Yds	PD	FF	FR	TFL
9/11	L	at HOU							
9/19	L	PHI							
9/25	L	DAL							
10/2	W	DET	2-2	0-0	0-0	0	0	0	0
10/9	L	at IND	0-0	0-0	0-0	0	0	0	0
10/16	L	JAC	0-0	0-0	0-0	0	0	0	0
10/20	L	at GB	0-0	0-0	0-0	0	0	0	0
10/31		MIN							
11/13		at TB							
11/20		at NYG							
11/27		TEN							
12/4		SF							
12/11		at DET							
12/18		GB							
12/24		WAS							
1/1		at MIN							
<b>Totals</b>			<b>2-2</b>	<b>0-0</b>	<b>0-0</b>	<b>0</b>	<b>0</b>	<b>0</b>	<b>0</b>

**JOHN TIMU'S NFL STATISTICS**

**REGULAR SEASON**

Year	Team	GP	GS	Tackles					Interceptions				Fumbles			Misc.		
				Tot	S	A	Sk	Yds	No	Yds	Lg	TD	PD	FF	FR	Yds	TFL	STT
2015	Chicago	7	3	23	20	3	0.0	0.0	0	0	-	0	0	0	2	0	1	1
2016	Chicago	4	1	2	2	0	0.0	0.0	0	0	-	0	0	0	0	0	1	0

**SEASON / CAREER / PLAYOFF HIGHS**

	2016	Career	Playoff
<b>Tackles</b> .....	2, vs. DET (10/2).....	9, at MIN (12/20/15).....	None
<b>Solos</b> .....	2, vs. DET (10/2).....	8, twice.....	None
<b>Tackles For Loss</b> .....	1, vs. DET (10/2).....	1 twice.....	None
<b>Interceptions</b> .....	None.....	1, five times.....	None
<b>Sacks</b> .....	None.....	None.....	None



# 59

## DANNY TREVATHAN

Ht: 6-1                      Wt: 239  
 Age: 26                      College: Kentucky  
 Bears Season: 1            NFL Season: 5  
 Acquired: Unrestricted free agent in 2016 (DEN)

### LINEBACKER

#### 2016 CHICAGO BEARS

Date	W/L	Opp.	Tkls-S	Sk-YL	INT-Yds	PD	FF	FR	TFL
9/11	L	at HOU	11-7	1-7	0-0	0	0	0	1.0
9/19	L	PHI	4-4	0-0	0-0	0	0	0	0.0
9/25	L	at DAL			INACTIVE				
10/2	W	DET			INACTIVE				
10/9	L	at IND	6-4	0-0	0-0	0	0	0	0.0
10/16	L	JAC	4-3	0-0	0-0	1	0	0	0.0
10/20	L	at GB	6-6	0-0	0-0	0	0	0	0.0
10/31		MIN							
11/13		at TB							
11/20		at NYG							
11/27		TEN							
12/4		SF							
12/11		at DET							
12/18		GB							
12/24		WAS							
1/1		at MIN							
<b>Totals</b>			<b>31-24</b>	<b>1-7</b>	<b>0-0</b>	<b>1</b>	<b>0</b>	<b>0</b>	<b>1.0</b>


#### DANNY TREVATHAN'S NFL STATISTICS

##### REGULAR SEASON

Year	Team	GP	GS	Tackles					Interceptions				Fumbles			Misc.		
				Tot	S	A	Sk	Yds	No	Yds	Lg	TD	PD	FF	FR	Yds	TFL	STT
2012	Denver	16	0	30	21	9	1.0	0.0	0	0	-	0	2	0	0	0	1	3
2013	Denver	16	16	125	85	40	2.0	18.0	3	29	29	0	10	3	1	0	7	4
2014	Denver	3	1	11	9	2	0.0	0.0	0	0	-	0	0	0	0	0	0	0
2015	Denver	16	16	109	73	36	0.0	0.0	2	39	25t	1	6	0	0	0	3	1
2016	Chicago	5	4	31	24	7	1.0	7.0	0	0	-	0	1	0	0	0	1.0	0
<b>NFL totals</b>		<b>55</b>	<b>36</b>	<b>306</b>	<b>212</b>	<b>94</b>	<b>4.0</b>	<b>25.0</b>	<b>5</b>	<b>68</b>	<b>29</b>	<b>1</b>	<b>19</b>	<b>3</b>	<b>1</b>	<b>0</b>	<b>12</b>	<b>7</b>

##### SEASON / CAREER / PLAYOFF HIGHS

	2016	Career	Playoff
<b>Tackles</b> .....	11, at HOU (9/11).....	19, at IND (11/8/15).....	12, vs. SEA (2/2/14)
<b>Solos</b> .....	7, at HOU (9/11).....	9, twice.....	8, twice
<b>Tackles For Loss</b> ..	1, at HOU (9/11) .....	2, at HOU (12/22/13) .....	1, twice
<b>Interceptions</b> .....	None .....	1, five times .....	None
<b>Sacks</b> .....	1, at HOU (9/11) .....	1, three times .....	None



98

MITCH  
UNREIN

Ht: 6-4

Wt: 299

Age: 29

College: Wyoming

Bears Season: 2

NFL Season: 6

Acquired: Waived free agent in 2015 (SD)

**DEFENSIVE LINE**

**2016 CHICAGO BEARS**

Date	W/L	Opp.	Tkls-S	Sk-YL	INT-Yds	PD	FF	FR	TFL
9/11	L	at HOU	0-0	0-0	0-0	0	0	0	0
9/19	L	PHI	0-0	0-0	0-0	0	0	0	0
9/25	L	at DAL	4-0	0-0	0-0	0	0	0	0
10/2	W	DET	3-2	0-0	0-0	0	0	0	0
10/9	L	at IND	4-2	0-0	0-0	0	0	0	0
10/16	L	JAC	1-1	0-0	0-0	0	0	0	0
10/20	L	at GB	2-0	0-0	0-0	0	0	0	0
10/31		MIN							
11/13		at TB							
11/20		at NYG							
11/27		TEN							
12/4		SF							
12/11		at DET							
12/18		GB							
12/24		WAS							
1/1		at MIN							
<b>Totals</b>			<b>14-5</b>	<b>0-0</b>	<b>0-0</b>	<b>0</b>	<b>0</b>	<b>0</b>	<b>0</b>


**MITCH UNREIN'S NFL STATISTICS**

**REGULAR SEASON**

Year	Team	GP	GS	Tackles					Interceptions				Fumbles			Misc.			
				Tot	S	A	Sk	Yds	No	Yds	Lg	TD	PD	FF	FR	Yds	TFL	STT	
2011	Denver	14	0	7	5	2	0.0	0.0	0	0	-	0	0	0	0	0	0	0.0	1
2012	Denver	16	2	20	12	8	0.0	0.0	0	0	-	0	0	0	0	1	0	0.0	0
2013	Denver	16	1	20	15	5	0.0	0.0	0	0	-	0	0	0	0	0	0	1.0	0
2014	Denver	8	0	1	1	0	0.0	0.0	0	0	-	0	0	0	0	0	0	0.0	0
2015	TOTAL	16	4	20	17	3	1.0	6.0	0	0	-	0	0	0	0	0	0	2.0	1
2016	Chicago	7	5	14	5	9	0.0	0.0	0	0	-	0	0	0	0	0	0	0.0	0
<b>NFL totals</b>		<b>77</b>	<b>12</b>	<b>81</b>	<b>54</b>	<b>27</b>	<b>1.0</b>	<b>6.0</b>	<b>0</b>	<b>0</b>	<b>-</b>	<b>0</b>	<b>0</b>	<b>0</b>	<b>0</b>	<b>1</b>	<b>0</b>	<b>3.0</b>	<b>1</b>

**SEASON / CAREER / PLAYOFF HIGHS**

	2016	Career	Playoff
<b>Tackles</b> .....	4, twice.....	5, twice.....	3, vs. BAL (1/12/13)
<b>Solos</b> .....	2, twice.....	4, at MIN (12/20/15).....	1, twice
<b>Sacks</b> .....	None.....	1, vs. WAS (12/13/15).....	None
<b>Sack Yards</b> .....	None.....	6, vs. WAS (12/13/15).....	None



90

CORNELIUS WASHINGTON

Ht: 6-4 Wt: 292  
 Age: 26 College: Georgia  
 Bears Season: 4 NFL Season: 4  
 Acquired: 6th round of the 2013 draft

DEFENSIVE LINE

2016 CHICAGO BEARS

Date	W/L	Opp.	Tkls-S	Sk-YL	INT-Yds	PD	FF	FR	TFL	
9/11	L	at HOU	1-1	0-0	0-0	0	0	0	0	
9/19	L	PHI	INACTIVE							
9/25	L	at DAL	2-1	0-0	0-0	0	0	0	0	
10/2	W	DET	1-1	1-9	0-0	0	0	0	1	
10/9	L	at IND	1-1	0-0	0-0	0	0	0	0	
10/16	L	JAC	0-0	0-0	0-0	0	0	0	0	
10/20	L	at GB	1-0	0-0	0-0	0	0	0	0	
10/31		MIN								
11/13		at TB								
11/20		at NYG								
11/27		TEN								
12/4		SF								
12/11		at DET								
12/18		GB								
12/24		WAS								
1/1		at MIN								
<b>Totals</b>			<b>6-4</b>	<b>1-9</b>	<b>0-0</b>	<b>0</b>	<b>0</b>	<b>0</b>	<b>1</b>	

CORNELIUS WASHINGTON'S NFL STATISTICS

REGULAR SEASON

Year	Team	GP	GS	Tackles				Interceptions				Fumbles			Misc.				
				Tot	S	A	Sk	Yds	No	Yds	Lg	TD	PD	FF	FR	Yds	TFL	STT	
2013	Chicago	2	0	1	1	0	0.0	0.0	0	0	-	0	0	0	0	0	0	1.0	0
2014	Chicago	13	0	6	4	2	1.0	1.0	0	0	-	0	0	0	0	0	0	1.0	7
2015	Chicago	0	0	0	0	0	0.0	0.0	0	0	-	0	4	0	0	0	0	0.0	0
2016	Chicago	6	0	6	4	2	0.0	0.0	0	0	-	0	0	0	0	0	0	0.0	0
<b>NFL totals</b>		<b>21</b>	<b>0</b>	<b>13</b>	<b>9</b>	<b>4</b>	<b>1.0</b>	<b>1.0</b>	<b>0</b>	<b>0</b>	<b>-</b>	<b>0</b>	<b>0</b>	<b>0</b>	<b>0</b>	<b>0</b>	<b>0</b>	<b>2.0</b>	<b>7</b>

SEASON / CAREER / PLAYOFF HIGHS

	2016	Career	Playoff
<b>Tackles</b> .....	2, at DAL (9/25)	3, at MIN (12/28/14)	None
<b>Solos</b> .....	1, four times	2, vs. TB (11/23/14)	None
<b>Sacks</b> .....	1, vs. DET (10/2)	1, twice	None
<b>Sack Yards</b> .....	None	1, vs. TB (11/23/14)	None



# 13 KEVIN WHITE

**Ht:** 6-3                      **Wt:** 216  
**Age:** 22                      **College:** West Virginia  
**Bears Season:** 2           **NFL Season:** 2  
**Acquired:** 1st round of the 2015 draft (7th overall)

## WIDE RECEIVER

### 2016 CHICAGO BEARS

Date	W/L	Opp.	Rec	Yds	Avg	Lg	TD	Rush	Yds	TD	Lg
9/11	L	at HOU	3	34	11.3	19	0	0	0	0	-
9/19	L	PHI	4	36	9.0	19	0	1	9	0	9
9/25	L	at DAL	6	62	10.3	32	0	0	0	0	-
10/2	W	DET	6	55	9.2	19	0	0	0	0	-
10/9		at IND									
10/16		JAC									
10/20		at GB									
10/31		MIN									
11/13		at TB									
11/20		at NYG									
11/27		TEN									
12/4		SF									
12/11		at DET									
12/18		GB									
12/24		WAS									
1/1		at MIN									
<b>Totals</b>			<b>19</b>	<b>187</b>	<b>9.8</b>	<b>32</b>	<b>0</b>	<b>1</b>	<b>9</b>	<b>0</b>	<b>9</b>

### KEVIN WHITE'S' NFL STATISTICS

#### REGULAR SEASON

Year	Team	GP-GS	Rec	Yds	Avg	Lg	TD	Rush	Yds	Avg	Lg	TD	STT
2016	Chicago	4-4	19	187	9.8	32	0	1	9	9.0	9	0	0

#### SEASON / CAREER / PLAYOFF HIGHS

	2016	Career	Playoff
<b>Receptions</b> .....	6, twice	Same	None
<b>Receiving Yards</b> .....	62, at DAL (9/25)	Same	None
<b>Longest Reception</b> .....	32, at DAL (9/25)	Same	None
<b>Receivng TDs</b> .....	None	None	None

INJURED RESERVE 10/15



65

CODY  
WHITEHAIR

Ht: 6-4  
Age: 23

Wt: 310  
College: Kansas State

Acquired: 2nd round of the 2016 draft (56th overall)

**OFFENSIVE LINE**

CODY WHITEHAIR'S NFL STATISTICS

**GAMES PLAYED-STARTED - 7-7: 2016 CHI (7-7).**



# 97 WILLIE YOUNG

**Ht:** 6-4      **Wt:** 258  
**Age:** 30      **College:** NC State  
**Bears Season:** 3      **NFL Season:** 7  
**Acquired:** Unrestricted free agent in 2014 (DET)

## LINEBACKER

### 2016 CHICAGO BEARS

Date	W/L	Opp.	Tkls-S	Sk-YL	INT-Yds	PD	FF	FR	TFL
9/11	L	at HOU	0-0	0-0	0-0	0	0	0	0
9/19	L	PHI	7-5	1-7	0-0	0	0	0	2.0
9/25	L	at DAL	4-1	0-0	0-0	0	0	0	0.0
10/2	W	DET	0-0	0-0	0-0	0	0	0	0.0
10/9	L	at IND	5-4	3-13	0-0	0	0	0	3.0
10/16	L	JAC	3-3	2-8	0-0	0	1	0	1.0
10/20	L	at GB	1-1	0-0	0-0	1	0	0	0.0
10/31		MIN							
11/13		at TB							
11/20		at NYG							
11/27		TEN							
12/4		SF							
12/11		at DET							
12/18		GB							
12/24		WAS							
1/1		at MIN							
<b>Totals</b>			<b>20-14</b>	<b>6-28</b>	<b>0-0</b>	<b>1</b>	<b>1</b>	<b>0</b>	<b>6.0</b>

### WILLIE YOUNG'S NFL STATISTICS

#### REGULAR SEASON

Year	Team	GP	GS	Tackles				Interceptions				Fumbles			Misc.				
				Tot	S	A	Sk	Yds	No	Yds	Lg	TD	PD	FF	FR	Yds	TFL	STT	
2010	Detroit	2	0	0	0	0	0.0	0.0	0	0	-	0	0	0	0	0	0	0.0	0
2011	Detroit	14	0	14	9	5	3.0	19.0	0	0	-	0	1	0	0	0	0	3.0	0
2012	Detroit	16	0	11	7	4	0.0	0.0	0	0	-	0	1	0	0	0	0	1.0	0
2013	Detroit	16	15	47	29	18	3.0	20.0	0	0	-	0	5	0	2	0	0	7.0	0
2014	Chicago	15	8	55	36	19	10.0	65.0	0	0	-	0	3	1	0	0	0	3.0	0
2015	Chicago	15	8	47	31	16	6.5	50.0	1	39	39	0	3	0	0	0	0	12.0	0
2016	Chicago	7	4	20	14	6	6.0	28.0	0	0	-	0	1	0	0	0	0	6.0	0
<b>Bears totals</b>		<b>37</b>	<b>20</b>	<b>122</b>	<b>83</b>	<b>39</b>	<b>22.5</b>	<b>136.0</b>	<b>1</b>	<b>39</b>	<b>39</b>	<b>0</b>	<b>7</b>	<b>1</b>	<b>0</b>	<b>0</b>	<b>0</b>	<b>21.0</b>	<b>0</b>
<b>NFL totals</b>		<b>85</b>	<b>35</b>	<b>194</b>	<b>128</b>	<b>66</b>	<b>28.5</b>	<b>175.0</b>	<b>1</b>	<b>39</b>	<b>39</b>	<b>0</b>	<b>14</b>	<b>1</b>	<b>2</b>	<b>0</b>	<b>0</b>	<b>31.0</b>	<b>0</b>

#### SEASON / CAREER / PLAYOFF HIGHS

	2016	Career	Playoff
<b>Tackles</b> .....	7, vs. PHI (9/19).....	8, vs. WAS (12/13/15).....	2, at NO (1/7/12)
<b>Solos</b> .....	5, vs. PHI (9/19).....	5, twice.....	1, at NO (1/7/12)
<b>Sacks</b> .....	3, at IND (10/9).....	Same.....	1, at NO (1/7/12)



## QUARTERBACKS

### CUTLER:

#### 2016 CHICAGO BEARS

Date	W/L	Opp.	Att	Cmp	Yds	Pct.	TD	INT	Lg	Sk/Lst	Rtg
9/11	L	at HOU	29	16	216	55.2	1	1	54	5/31	76.2
9/19	L	PHI	17	12	157	70.1	0	1	49	3/15	74.9
9/25	L	at DAL									INACTIVE
10/2	W	DET									INACTIVE
10/9	L	at IND									INACTIVE
10/16	L	JAC									INACTIVE
10/20	L	at GB									INACTIVE
10/31		MIN									
11/13		at TB									
11/20		at NYG									
11/27		TEN									
12/4		SF									
12/11		at DET									
12/18		GB									
12/24		WAS									
1/1		at MIN									
<b>Totals</b>			<b>46</b>	<b>28</b>	<b>373</b>	<b>60.9</b>	<b>1</b>	<b>2</b>	<b>54</b>	<b>8/46</b>	<b>75.7</b>

### HOYER:

#### 2016 CHICAGO BEARS

Date	W/L	Opp.	Att	Cmp	Yds	Pct.	TD	INT	Lg	Sk/Lst	Rtg
9/11	L	at HOU									DID NOT PLAY
9/19	L	PHI	12	9	78	75.0	0	0	19	0	91.7
9/25	L	at DAL	49	30	317	61.2	2	0	32	1/5	93.7
10/2	W	DET	36	28	302	77.8	2	0	64	2/8	120.1
10/9	L	at IND	43	33	397	76.7	2	0	38	0/0	120.0
10/16	L	JAC	49	30	302	61.2	0	0	36	1/5	78.8
10/20	L	at GB	11	4	49	36.4	0	0	25	0/0	50.9
10/31		MIN									
11/13		at TB									
11/20		at NYG									
11/27		TEN									
12/4		SF									
12/11		at DET									
12/18		GB									
12/24		WAS									
1/1		at MIN									
<b>Totals</b>			<b>200</b>	<b>134</b>	<b>1,445</b>	<b>67.0</b>	<b>6</b>	<b>0</b>	<b>64</b>	<b>4/18</b>	<b>98.0</b>

### BARKLEY:

#### 2016 CHICAGO BEARS

Date	W/L	Opp.	Att	Cmp	Yds	Pct.	TD	INT	Lg	Sk/Lst	Rtg
9/11	L	at HOU									PRACTICE SQUAD
9/19	L	PHI									PRACTICE SQUAD
9/25	L	at DAL									DID NOT PLAY
10/2	W	DET									DID NOT PLAY
10/9	L	at IND									DID NOT PLAY
10/16	L	JAC									DID NOT PLAY
10/20	L	at GB	15	6	81	40.0	0	2	26	1/10	18.3
10/31		MIN									
11/13		at TB									
11/20		at NYG									
11/27		TEN									
12/4		SF									
12/11		at DET									
12/18		GB									
12/24		WAS									
1/1		at MIN									
<b>Totals</b>			<b>15</b>	<b>6</b>	<b>81</b>	<b>40.0</b>	<b>0</b>	<b>2</b>	<b>26</b>	<b>1/10</b>	<b>18.3</b>

## RUNNING BACKS

### CAREY:

#### 2016 CHICAGO BEARS

Date	W/L	Opp.	Rush	Yds	Avg	Lg	TD	Rec	Yds	TD	Lg
9/11	L	at HOU	1	4	4.0	4	0	0	0	0	-
9/19	L	PHI	2	3	1.5	2	0	1	3	0	3
9/25	L	at DAL									
10/2	W	DET									
10/9	L	at IND	1	2	2.0	2	0	1	15	0	15
10/16	L	JAC	9	50	5.6	16	0	0	0	0	0
10/20	L	at GB	10	48	4.8	24	0	1	9	0	9
10/31		MIN									
11/13		at TB									
11/20		at NYG									
11/27		TEN									
12/4		SF									
12/11		at DET									
12/18		GB									
12/24		WAS									
1/1		at MIN									
<b>Totals</b>			<b>23</b>	<b>107</b>	<b>4.7</b>	<b>24</b>	<b>0</b>	<b>3</b>	<b>27</b>	<b>0</b>	<b>15</b>

### HOWARD:

#### 2016 CHICAGO BEARS

Date	W/L	Opp.	Rush	Yds	Avg	Lg	TD	Rec	Yds	TD	Lg
9/11	L	at HOU									
9/19	L	PHI	3	22	7.3	10	0	2	9	0	7
9/25	L	at DAL	9	45	5.0	36	0	4	47	0	15
10/2	W	DET	23	111	4.8	17	0	3	21	0	9
10/9	L	at IND	16	118	7.4	57	0	3	45	1	21
10/16	L	JAC	15	34	2.3	9	1	2	6	0	7
10/20	L	at GB	7	22	3.1	11	0	0	0	0	-
10/31		MIN									
11/13		at TB									
11/20		at NYG									
11/27		TEN									
12/4		SF									
12/11		at DET									
12/18		GB									
12/24		WAS									
1/1		at MIN									
<b>Totals</b>			<b>73</b>	<b>352</b>	<b>4.8</b>	<b>57</b>	<b>1</b>	<b>14</b>	<b>128</b>	<b>1</b>	<b>21</b>

### LASIKE:

#### 2016 CHICAGO BEARS

Date	W/L	Opp.	Rush	Yds	Avg	Lg	TD	Rec	Yds	TD	Lg
9/11	L	at HOU	0	0	0.0	-	0	0	0	0	0
9/19	L	PHI	1	2	2.0	2	0	0	0	0	0
9/25	L	at DAL									
10/2	W	DET									
10/9	L	at IND	0	0	-	-	0	0	0	0	0
10/16	L	JAC	1	1	1.0	1	0	0	0	0	0
10/20		at GB									
10/31		MIN									
11/13		at TB									
11/20		at NYG									
11/27		TEN									
12/4		SF									
12/11		at DET									
12/18		GB									
12/24		WAS									
1/1		at MIN									
<b>Totals</b>			<b>2</b>	<b>3</b>	<b>1.5</b>	<b>2</b>	<b>0</b>	<b>0</b>	<b>0</b>	<b>0</b>	<b>0</b>

WAIVED 10/20

**LANGFORD:****2016 CHICAGO BEARS**

<b>Date</b>	<b>W/L</b>	<b>Opp.</b>	<b>Rush</b>	<b>Yds</b>	<b>Avg</b>	<b>Lg</b>	<b>TD</b>	<b>Rec</b>	<b>Yds</b>	<b>TD</b>	<b>Lg</b>
9/11	L	at HOU	17	57	3.4	15	1	2	6	0	5
9/19	L	PHI	11	28	2.5	16	1	1	6	0	6
9/25	L	at DAL	3	31	10.3	23	0	2	15	0	10
10/2	W	DET				INACTIVE					
10/9	L	at IND				INACTIVE					
10/16	L	JAC				INACTIVE					
10/20		at GB				INACTIVE					
10/31		MIN									
11/13		at TB									
11/20		at NYG									
11/27		TEN									
12/4		SF									
12/11		at DET									
12/18		GB									
12/24		WAS									
1/1		at MIN									
<b>Totals</b>			<b>31</b>	<b>116</b>	<b>3.7</b>	<b>23</b>	<b>2</b>	<b>5</b>	<b>27</b>	<b>0</b>	<b>10</b>

## WIDE RECEIVERS

### BELLAMY:

#### 2016 CHICAGO BEARS

Date	W/L	Opp.	Rec	Yds	Avg	Lg	TD	Rush	Yds	TD	Lg
9/11	L	at HOU	0	0	-	-	0	0	0	0	-
9/19	L	PHI	0	0	-	-	0	0	0	0	-
9/25	L	at DAL	0	0	-	-	0	0	0	0	-
10/2	W	DET	0	0	-	-	0	0	0	0	-
10/9	L	at IND	1	14	14.0	14	0	0	0	0	-
10/16	L	JAC	0	0	-	-	0	1	7	0	7
10/20	L	at GB	2	32	16.0	25	0	0	0	0	0
10/31		MIN									
11/13		at TB									
11/20		at NYG									
11/27		TEN									
12/4		SF									
12/11		at DET									
12/18		GB									
12/24		WAS									
1/1		at MIN									
<b>Totals</b>			<b>3</b>	<b>46</b>	<b>15.3</b>	<b>14</b>	<b>0</b>	<b>1</b>	<b>7</b>	<b>0</b>	<b>7</b>

### JEFFERY:

#### 2016 CHICAGO BEARS

Date	W/L	Opp.	Rec	Yds	Avg	Lg	TD	Rush	Yds	TD	Lg
9/11	L	at HOU	4	105	26.3	54	0	0	0	0	-
9/19	L	PHI	5	96	19.2	49	0	0	0	0	-
9/25	L	at DAL	5	70	14.0	22	0	0	0	0	-
10/2	W	DET	3	46	15.3	22	0	0	0	0	-
10/9	L	at IND	5	77	15.4	38	0	0	0	0	-
10/16	L	JAC	7	93	13.3	26	0	0	0	0	-
10/20	L	at GB	3	33	11.0	11	0	0	0	0	-
10/31		MIN									
11/13		at TB									
11/20		at NYG									
11/27		TEN									
12/4		SF									
12/11		at DET									
12/18		GB									
12/24		WAS									
1/1		at MIN									
<b>Totals</b>			<b>32</b>	<b>520</b>	<b>16.3</b>	<b>54</b>	<b>0</b>	<b>0</b>	<b>0</b>	<b>0</b>	<b>-</b>

### MEREDITH:

#### 2016 CHICAGO BEARS

Date	W/L	Opp.	Rec	Yds	Avg	Lg	TD	Rush	Yds	TD	Lg
9/11	L	at HOU									
9/19	L	PHI									
9/25	L	at DAL	2	24	12.0	24	0	0	0	0	0
10/2	W	DET	4	28	7.0	12	0	0	0	0	0
10/9	L	at IND	9	130	14.4	30	1	1	6	0	0
10/16	L	JAC	11	113	10.3	36	0	0	0	0	0
10/20	L	at GB	1	12	12.0	12	0	0	0	0	0
10/31		MIN									
11/13		at TB									
11/20		at NYG									
11/27		TEN									
12/4		SF									
12/11		at DET									
12/18		GB									
12/24		WAS									
1/1		at MIN									
<b>Totals</b>			<b>27</b>	<b>307</b>	<b>11.4</b>	<b>36</b>	<b>1</b>	<b>1</b>	<b>6</b>	<b>0</b>	<b>0</b>

**ROYAL:**

**2016 CHICAGO BEARS**

Date	W/L	Opp.	Rec	Yds	Avg	Lg	TD	Rush	Yds	TD	Lg
9/11	L	at HOU	4	57	14.3	19	1	0	0	0	-
9/19	L	PHI	4	52	13.0	31	0	0	0	0	-
9/25	L	at DAL	3	21	7.0	10	0	0	0	0	-
10/2	W	DET	7	111	15.9	64	1	0	0	0	-
10/9	L	at IND	7	43	6.1	12	0	0	0	0	-
10/16	L	JAC	4	54	13.5	17	0	0	0	0	-
10/20		at GB									
10/31		MIN									
11/13		at TB									
11/20		at NYG									
11/27		TEN									
12/4		SF									
12/11		at DET									
12/18		GB									
12/24		WAS									
1/1		at MIN									
<b>Totals</b>			<b>29</b>	<b>338</b>	<b>11.7</b>	<b>64</b>	<b>2</b>	<b>0</b>	<b>0</b>	<b>0</b>	<b>-</b>

**THOMPSON:**

**2016 CHICAGO BEARS**

Date	W/L	Opp.	Rec	Yds	Avg	Lg	TD	Rush	Yds	TD	Lg
9/11	L	at HOU	0	0	0	-	0	0	0	0	-
9/19	L	PHI	0	0	0	-	0	0	0	0	-
9/25	L	at DAL	0	0	0	-	0	0	0	0	-
10/2	W	DET	0	0	0	-	0	0	0	0	-
10/9	L	at IND	0	0	0	-	0	0	0	0	-
10/16	L	JAC	0	0	0	-	0	0	0	0	-
10/20	L	at GB	1	4	4.0	4	0	0	0	0	-
10/31		MIN									
11/13		at TB									
11/20		at NYG									
11/27		TEN									
12/4		SF									
12/11		at DET									
12/18		GB									
12/24		WAS									
1/1		at MIN									
<b>Totals</b>			<b>1</b>	<b>4</b>	<b>4.0</b>	<b>4</b>	<b>0</b>	<b>0</b>	<b>0</b>	<b>0</b>	<b>-</b>

**WHITE:**

**2016 CHICAGO BEARS**

Date	W/L	Opp.	Rec	Yds	Avg	Lg	TD	Rush	Yds	TD	Lg
9/11	L	at HOU	3	34	11.3	19	0	0	0	0	-
9/19	L	PHI	4	36	9.0	19	0	1	9	0	9
9/25	L	at DAL	6	62	10.3	32	0	0	0	0	-
10/2	W	DET	6	55	9.2	19	0	0	0	0	-
10/9		at IND									
10/16		JAC									
10/20		at GB									
10/31		MIN									
11/13		at TB									
11/20		at NYG									
11/27		TEN									
12/4		SF									
12/11		at DET									
12/18		GB									
12/24		WAS									
1/1		at MIN									
<b>Totals</b>			<b>19</b>	<b>187</b>	<b>9.8</b>	<b>32</b>	<b>0</b>	<b>1</b>	<b>9</b>	<b>0</b>	<b>9</b>

INJURED RESERVE 10/5

## TIGHT ENDS

### BRAUNECKER:

#### 2016 CHICAGO BEARS

Date	W/L	Opp.	Rec	Yds	Avg	Lg	TD	Rush	Yds	TD	Lg
9/11	L	HOU									
9/19	L	PHI									
9/25	L	at DAL									
10/2	W	DET	0	0	0	-	0	0	0	0	-
10/9	L	at IND	0	0	0	-	0	0	0	0	-
10/16	L	JAC	0	0	0	-	0	0	0	0	-
10/20	L	at GB	0	0	0	-	0	0	0	0	-
10/31		MIN									
11/13		at TB									
11/20		at NYG									
11/27		TEN									
12/4		SF									
12/11		at DET									
12/18		GB									
12/24		WAS									
1/1		at MIN									
<b>Totals</b>			<b>0</b>	<b>0</b>	<b>0</b>	<b>-</b>	<b>0</b>	<b>0</b>	<b>0</b>	<b>0</b>	<b>-</b>

### MILLER:

#### 2016 CHICAGO BEARS

Date	W/L	Opp.	Rec	Yds	Avg	Lg	TD	Rush	Yds	TD	Lg
9/11	L	at HOU	3	14	4.7	5	0	0	0	0	0
9/19	L	PHI	4	33	8.3	12	0	0	0	0	0
9/25	L	at DAL	8	78	9.8	26	2	0	0	0	0
10/2	W	DET	3	31	10.3	17	1	0	0	0	0
10/9	L	at IND	7	73	10.4	23	0	0	0	0	0
10/16	L	JAC	6	36	6.0	11	0	0	0	0	0
10/20	L	at GB	2	40	20.0	26	0	0	0	0	0
10/31		MIN									
11/13		at TB									
11/20		at NYG									
11/27		TEN									
12/4		SF									
12/11		at DET									
12/18		GB									
12/24		WAS									
1/1		at MIN									
<b>Totals</b>			<b>33</b>	<b>305</b>	<b>9.2</b>	<b>26</b>	<b>3</b>	<b>0</b>	<b>0</b>	<b>0</b>	<b>0</b>

### PAULSEN:

#### 2016 CHICAGO BEARS

Date	W/L	Opp.	Rec	Yds	Avg	Lg	TD	Rush	Yds	TD	Lg
9/11	L	at HOU	0	0	0.0	-	0	0	0	0	-
9/19	L	PHI	0	0	0.0	-	0	0	0	0	0
9/25	L	at DAL	0	0	0.0	-	0	0	0	0	0
10/2	W	DET	2	10	5.0	7	0	0	0	0	0
10/9	L	at IND	0	0	0.0	-	0	0	0	0	-
10/16	L	JAC	0	0	0.0	-	0	0	0	0	-
10/20	L	at GB	0	0	0.0	-	0	0	0	0	-
10/31		MIN									
11/13		at TB									
11/20		at NYG									
11/27		TEN									
12/4		SF									
12/11		at DET									
12/18		GB									
12/24		WAS									
1/1		at MIN									
<b>Totals</b>			<b>2</b>	<b>10</b>	<b>5.0</b>	<b>-</b>	<b>0</b>	<b>0</b>	<b>0</b>	<b>0</b>	<b>0</b>

## OFFENSIVE LINEMAN

**ADAMS:**  
2016 CHICAGO BEARS  
GAMES PLAYED-STARTED: 7-0

**KUSH:**  
2016 CHICAGO BEARS  
GAMES PLAYED-STARTED: 1-1

**LARSEN:**  
2016 CHICAGO BEARS  
GAMES PLAYED-STARTED: 7-0

**LENO, JR:**  
2016 CHICAGO BEARS  
GAMES PLAYED-STARTED: 7-7

**LONG:**  
2016 CHICAGO BEARS  
GAMES PLAYED-STARTED: 7-7

**MASSIE:**  
2016 CHICAGO BEARS  
GAMES PLAYED-STARTED: 7-7

**SITTON:**  
2016 CHICAGO BEARS  
GAMES PLAYED-STARTED: 6-6

**WHITEHAIR:**  
2016 CHICAGO BEARS  
GAMES PLAYED-STARTED: 7-7

## DEFENSIVE LINEMAN

**BULLARD:**  
2016 CHICAGO BEARS

Date	W/L	Opp.	Tkls-S	Sk-YL	INT-Yds	PD	FF	FR	TFL
9/11	L	at HOU	0-0	0-0	0-0	0	0	0	0
9/19	L	PHI	1-1	0-0	0-0	0	0	0	0
9/25	L	at DAL	2-2	0-0	0-0	0	0	0	0
10/2	W	DET			DID NOT PLAY				
10/9	L	at IND	3-3	1-3	0-0	0	0	0	2
10/16	L	JAC	1-1	0-0	0-0	0	0	0	0
10/20	L	at GB	2-1	0-0	0-0	0	0	0	0
10/31		MIN							
11/13		at TB							
11/20		at NYG							
11/27		TEN							
12/4		SF							
12/11		at DET							
12/18		GB							
12/24		WAS							
1/1		at MIN							
<b>Totals</b>			<b>8-7</b>	<b>1-3</b>	<b>0-0</b>	<b>0</b>	<b>0</b>	<b>0</b>	<b>2</b>

**GOLDMAN:**  
2016 CHICAGO BEARS

Date	W/L	Opp.	Tkls-S	Sk-YL	INT-Yds	PD	FF	FR	TFL
9/11	L	at HOU	6-2	0.5-4.5	0-0	0	0	0	0
9/19	L	PHI	1-1	0-0	0-0	0	0	0	0
9/25	L	at DAL			INACTIVE				
10/2	W	DET			INACTIVE				
10/9	L	at IND			INACTIVE				
10/16	L	JAC			INACTIVE				
10/20	L	at GB			INACTIVE				
10/31		MIN							
11/13		at TB							
11/20		at NYG							
11/27		TEN							
12/4		SF							
12/11		at DET							
12/18		GB							
12/24		WAS							
1/1		at MIN							
<b>Totals</b>			<b>7-3</b>	<b>0.5-4.5</b>	<b>0-0</b>	<b>0</b>	<b>0</b>	<b>0</b>	<b>0</b>

**HICKS:****2016 CHICAGO BEARS**

Date	W/L	Opp.	Tkls-S	Sk-YL	INT-Yds	PD	FF	FR	TFL
9/11	L	at HOU	3-3	0-0	0-0	0	1	0	0
9/19	L	PHI	2-2	0-0	0-0	0	0	0	0
9/25	L	at DAL	2-1	0-0	0-0	0	0	0	0
10/2	W	DET	3-2	1-7	0-0	0	0	0	1
10/9	L	at IND	3-1	1-8	0-0	0	0	0	1
10/16	L	JAC	2-2	0-0	0-0	0	0	1	0
10/20	L	at GB	2-1	0-0	0-0	0	0	0	0
10/31		MIN							
11/13		at TB							
11/20		at NYG							
11/27		TEN							
12/4		SF							
12/11		at DET							
12/18		GB							
12/24		WAS							
1/1		at MIN							
<b>Totals</b>			<b>17-12</b>	<b>2-15</b>	<b>0-0</b>	<b>0</b>	<b>1</b>	<b>1</b>	<b>2</b>

**SUTTON:****2016 CHICAGO BEARS**

Date	W/L	Opp.	Tkls-S	Sk-YL	INT-Yds	PD	FF	FR	TFL
9/11	L	at HOU			INACTIVE				
9/19	L	PHI	0-0	0-0	0-0	0	0	0	0
9/25	L	at DAL	5-2	0-0	0-0	1	0	0	0
10/2	W	DET	3-3	0-0	0-0	0	0	0	0
10/9	L	at IND	0-0	0-0	0-0	0	0	0	0
10/16	L	JAC	0-0	0-0	0-0	0	0	0	0
10/20	L	at GB	0-0	0-0	0-0	0	0	0	0
10/31		MIN							
11/13		at TB							
11/20		at NYG							
11/27		TEN							
12/4		SF							
12/11		at DET							
12/18		GB							
12/24		WAS							
1/1		at MIN							
<b>Totals</b>			<b>8-5</b>	<b>0-0</b>	<b>0-0</b>	<b>1</b>	<b>0</b>	<b>0</b>	<b>0</b>

**UNREIN:****2016 CHICAGO BEARS**

Date	W/L	Opp.	Tkls-S	Sk-YL	INT-Yds	PD	FF	FR	TFL
9/11	L	at HOU	0-0	0-0	0-0	0	0	0	0
9/19	L	PHI	0-0	0-0	0-0	0	0	0	0
9/25	L	at DAL	4-0	0-0	0-0	0	0	0	0
10/2	W	DET	3-2	0-0	0-0	0	0	0	0
10/9	L	at IND	4-2	0-0	0-0	0	0	0	0
10/16	L	JAC	1-1	0-0	0-0	0	0	0	0
10/20	L	at GB	2-0	0-0	0-0	0	0	0	0
10/31		MIN							
11/13		at TB							
11/20		at NYG							
11/27		TEN							
12/4		SF							
12/11		at DET							
12/18		GB							
12/24		WAS							
1/1		at MIN							
<b>Totals</b>			<b>14-5</b>	<b>0-0</b>	<b>0-0</b>	<b>0</b>	<b>0</b>	<b>0</b>	<b>0</b>



**WASHINGTON:****2016 CHICAGO BEARS**

Date	W/L	Opp.	Tkls-S	Sk-YL	INT-Yds	PD	FF	FR	TFL
9/11	L	at HOU	1-1	0-0	0-0	0	0	0	0
9/19	L	PHI			INACTIVE				
9/25	L	at DAL	2-1	0-0	0-0	0	0	0	0
10/2	W	DET	1-1	1-9	0-0	0	0	0	1
10/9	L	at IND	1-1	0-0	0-0	0	0	0	0
10/16	L	JAC	0-0	0-0	0-0	0	0	0	0
10/20	L	at GB	1-0	0-0	0-0	0	0	0	0
10/31		MIN							
11/13		at TB							
11/20		at NYG							
11/27		TEN							
12/4		SF							
12/11		at DET							
12/18		GB							
12/24		WAS							
1/1		at MIN							
<b>Totals</b>			<b>6-4</b>	<b>1-9</b>	<b>0-0</b>	<b>0</b>	<b>0</b>	<b>0</b>	<b>1</b>

**LINEBACKERS****ACHO:****2016 CHICAGO BEARS**

Date	W/L	Opp.	Tkls-S	Sk-YL	INT-Yds	PD	FF	FR	TFL
9/11	L	at HOU	1-1	0-0	0-0	0	0	0	0
9/19	L	PHI	3-2	1-3	0-0	0	0	0	1
9/25	L	at DAL	4-3	0-0	0-0	0	0	0	0
10/2	W	DET	1-1	0-0	0-0	0	0	0	0
10/9	L	at IND	1-0	0-0	0-0	0	0	0	0
10/16	L	JAC	3-3	0-0	0-0	0	0	0	1
10/20	L	at GB	3-1	0-0	0-0	1	0	0	0
10/31		MIN							
11/13		at TB							
11/20		at NYG							
11/27		TEN							
12/4		SF							
12/11		at DET							
12/18		GB							
12/24		WAS							
1/1		at MIN							
<b>Totals</b>			<b>16-11</b>	<b>1-3</b>	<b>0-0</b>	<b>1</b>	<b>0</b>	<b>0</b>	<b>2</b>

**ANDERSON:****2016 CHICAGO BEARS**

Date	W/L	Opp.	Tkls-S	Sk-YL	INT-Yds	PD	FF	FR	TFL
9/11	L	at HOU	0-0	0-0	0-0	0	0	0	0
9/19	L	PHI	0-0	0-0	0-0	0	0	0	0
9/25	L	at DAL	2-1	0-0	0-0	0	0	0	0
10/2		DET							
10/9		at IND							
10/16		JAC							
10/20		at GB							
10/31		MIN							
11/13		at TB							
11/20		at NYG							
11/27		TEN							
12/4		SF							
12/11		at DET							
12/18		GB							
12/24		WAS							
1/1		at MIN							
<b>Totals</b>			<b>2-1</b>	<b>0-0</b>	<b>0-0</b>	<b>0</b>	<b>0</b>	<b>0</b>	<b>0</b>

WAIVED 9/27

**FLOYD:****2016 CHICAGO BEARS**

Date	W/L	Opp.	Tkls-S	Sk-YL	INT-Yds	PD	FF	FR	TFL
9/11	L	at HOU	6-2	0.5-4.5	0-0	0	0	0	1
9/19	L	PHI	2-2	0-0	0-0	0	0	0	0
9/25	L	at DAL	5-4	0-0	0-0	0	0	0	0
10/2	W	DET	0-0	0-0	0-0	0	0	0	0
10/9	L	at IND			INACTIVE				
10/16	L	JAC			INACTIVE				
10/20	L	at GB	3-2	2-23	0-0	0	1	1	1
10/31		MIN							
11/13		at TB							
11/20		at NYG							
11/27		TEN							
12/4		SF							
12/11		at DET							
12/18		GB							
12/24		WAS							
1/1		at MIN							
<b>Totals</b>			<b>16-10</b>	<b>2.5-27.5</b>	<b>0-0</b>	<b>0</b>	<b>1</b>	<b>1</b>	<b>2</b>

**FREEMAN:****2016 CHICAGO BEARS**

Date	W/L	Opp.	Tkls-S	Sk-YL	INT-Yds	PD	FF	FR	TFL
9/11	L	at HOU	17-9	0-0	0-0	0	0	0	1
9/19	L	PHI	5-5	0-0	0-0	0	0	0	3
9/25	L	at DAL	12-7	0-0	0-0	0	0	0	0
10/2	W	DET	7-7	0-0	0-0	0	0	0	0
10/9	L	at IND	7-5	0-0	0-0	0	0	0	0
10/16	L	JAC	5-5	0-0	0-0	0	1	0	0
10/20	L	at GB	13-10	0-0	0-0	0	0	0	0
10/31		MIN							
11/13		at TB							
11/20		at NYG							
11/27		TEN							
12/4		SF							
12/11		at DET							
12/18		GB							
12/24		WAS							
1/1		at MIN							
<b>Totals</b>			<b>66-58</b>	<b>0-0</b>	<b>0-0</b>	<b>0</b>	<b>1</b>	<b>0</b>	<b>4</b>

**HOUSTON:****2016 CHICAGO BEARS**

Date	W/L	Opp.	Tkls-S	Sk-YL	INT-Yds	PD	FF	FR	TFL
9/11	L	at HOU	4-2	0-0	0-0	0	0	0	0
9/19	L	PHI	0-0	0-0	0-0	0	0	0	0
9/25	L	at DAL	0-0	0-0	0-0	0	0	0	0
10/2		DET							
10/9		at IND							
10/16		JAC							
10/20		at GB							
10/31		MIN							
11/13		at TB							
11/20		at NYG							
11/27		TEN							
12/4		SF							
12/11		at DET							
12/18		GB							
12/24		WAS							
1/1		at MIN							
<b>Totals</b>			<b>4-2</b>	<b>0-0</b>	<b>0-0</b>	<b>0</b>	<b>0</b>	<b>0</b>	<b>0</b>

INJURED RESERVE 9/22

**JONES:**

**2016 CHICAGO BEARS**

Date	W/L	Opp.	Tkls-S	Sk-YL	INT-Yds	PD	FF	FR	TFL
9/11	L	at HOU	0-0	0-0	0-0	0	0	0	0
9/19	L	PHI	0-0	0-0	0-0	0	0	0	0
9/25	L	at DAL	3-2	0-0	0-0	0	0	0	0
10/2	W	DET	0-0	0-0	0-0	0	0	0	0
10/9	L	at IND	0-0	0-0	0-0	0	0	0	0
10/16	L	JAC	2-2	0-0	0-0	1	0	0	0
10/20	L	at GB	0-0	0-0	0-0	0	0	0	0
10/31		MIN							
11/13		at TB							
11/20		at NYG							
11/27		TEN							
12/4		SF							
12/11		at DET							
12/18		GB							
12/24		WAS							
1/1		at MIN							
<b>Totals</b>			<b>5-4</b>	<b>0-0</b>	<b>0-0</b>	<b>1</b>	<b>0</b>	<b>0</b>	<b>0</b>

**KWIATKOSKI:**

**2016 CHICAGO BEARS**

Date	W/L	Opp.	Tkls-S	Sk-YL	INT-Yds	PD	FF	FR	TFL
9/11	L	at HOU			INACTIVE				
9/19	L	PHI			INACTIVE				
9/25	L	at DAL	1-0	0-0	0-0	0	0	0	0
10/2	W	DET	2-1	0-0	0-0	0	0	0	0
10/9	L	at IND	0-0	0-0	0-0	0	0	0	0
10/16	L	JAC	1-1	0-0	0-0	0	0	0	0
10/20	L	at GB	1-1	0-0	0-0	0	0	0	0
10/31		MIN							
11/13		at TB							
11/20		at NYG							
11/27		TEN							
12/4		SF							
12/11		at DET							
12/18		GB							
12/24		WAS							
1/1		at MIN							
<b>Totals</b>			<b>5-3</b>	<b>0-0</b>	<b>0-0</b>	<b>0</b>	<b>0</b>	<b>0</b>	<b>0</b>

**TIMU:**

**2016 CHICAGO BEARS**

Date	W/L	Opp.	Tkls-S	Sk-YL	INT-Yds	PD	FF	FR	TFL
9/11	L	at HOU			PRACTICE SQUAD				
9/19	L	PHI			PRACTICE SQUAD				
9/25	L	at DAL			PRACTICE SQUAD				
10/2	W	DET	2-2	0-0	0-0	0	0	0	1
10/9	L	at IND	0-0	0-0	0-0	0	0	0	0
10/16	L	JAC	0-0	0-0	0-0	0	0	0	0
10/20	L	at GB	0-0	0-0	0-0	0	0	0	0
10/31		MIN							
11/13		at TB							
11/20		at NYG							
11/27		TEN							
12/4		SF							
12/11		at DET							
12/18		GB							
12/24		WAS							
1/1		at MIN							
<b>Totals</b>			<b>2-2</b>	<b>0-0</b>	<b>0-0</b>	<b>0</b>	<b>0</b>	<b>0</b>	<b>1</b>

**TREVATHAN:****2016 CHICAGO BEARS**

Date	W/L	Opp.	Tkls-S	Sk-YL	INT-Yds	PD	FF	FR	TFL
9/11	L	at HOU	11-7	1-7	0-0	0	0	0	1.0
9/19	L	PHI	4-4	0-0	0-0	0	0	0	0
9/25	L	at DAL			INACTIVE				
10/2	W	DET			INACTIVE				
10/9	L	at IND	6-4	0-0	0-0	0	0	0	0
10/16	L	JAC	4-3	0-0	0-0	1	0	0	0
10/20	L	at GB	6-6	0-0	0-0	0	0	0	0
10/31		MIN							
11/13		at TB							
11/20		at NYG							
11/27		TEN							
12/4		SF							
12/11		at DET							
12/18		GB							
12/24		WAS							
1/1		at MIN							
<b>Totals</b>			<b>31-24</b>	<b>1-7</b>	<b>0-0</b>	<b>1</b>	<b>0</b>	<b>0</b>	<b>1.0</b>

**YOUNG:****2016 CHICAGO BEARS**

Date	W/L	Opp.	Tkls-S	Sk-YL	INT-Yds	PD	FF	FR	TFL
9/11	L	at HOU	0-0	0-0	0-0	0	0	0	0
9/19	L	PHI	7-5	1-7	0-0	0	0	0	2
9/25	L	at DAL	4-1	0-0	0-0	0	0	0	0
10/2	W	DET	0-0	0-0	0-0	0	0	0	0
10/9	L	at IND	5-4	3-13	0-0	0	0	0	3
10/16	L	JAC	3-3	2-8	0-0	0	0	0	1
10/20	L	at GB	1-1	0-0	0-0	1	0	0	0
10/31		MIN							
11/13		at TB							
11/20		at NYG							
11/27		TEN							
12/4		SF							
12/11		at DET							
12/18		GB							
12/24		WAS							
1/1		at MIN							
<b>Totals</b>			<b>20-14</b>	<b>6-28</b>	<b>0-0</b>	<b>1</b>	<b>0</b>	<b>0</b>	<b>6</b>

## DEFENSIVE BACKS

### AMOS:

#### 2016 CHICAGO BEARS

Date	W/L	Opp.	Tkls-S	Sk-YL	INT-Yds	PD	FF	FR	TFL
9/11	L	at HOU	5-5	0-0	0-0	0	0	0	0
9/19	L	PHI	2-2	0-0	0-0	0	0	0	0
9/25	L	at DAL	3-3	0-0	0-0	0	0	0	0
10/2	W	DET	6-5	0-0	0-0	1	0	0	0
10/9	L	at IND	4-3	0-0	0-0	0	1	0	0
10/16	L	JAC	3-3	0-0	0-0	1	0	0	0
10/20	L	at GB	8-6	0-0	0-0	0	0	0	0
10/31		MIN							
11/13		at TB							
11/20		at NYG							
11/27		TEN							
12/4		SF							
12/11		at DET							
12/18		GB							
12/24		WAS							
1/1		at MIN							
<b>Totals</b>			<b>31-27</b>	<b>0-0</b>	<b>0-0</b>	<b>2</b>	<b>1</b>	<b>0</b>	<b>0</b>

### BAUSBY:

#### 2016 CHICAGO BEARS

Date	W/L	Opp.	Tkls-S	Sk-YL	INT-Yds	PD	FF	FR	TFL
9/11	L	at HOU			PRACTICE SQUAD				
9/19	L	PHI			PRACTICE SQUAD				
9/25	L	at DAL			PRACTICE SQUAD				
10/2	W	DET			PRACTICE SQUAD				
10/9	L	at IND			PRACTICE SQUAD				
10/16	L	JAC			PRACTICE SQUAD				
10/20	L	at GB	8-7	0-0	0-0	0	0	0	0
10/31		MIN							
11/13		at TB							
11/20		at NYG							
11/27		TEN							
12/4		SF							
12/11		at DET							
12/18		GB							
12/24		WAS							
1/1		at MIN							
<b>Totals</b>			<b>8-7</b>	<b>0-0</b>	<b>0-0</b>	<b>0</b>	<b>0</b>	<b>0</b>	<b>0</b>

### BUSH:

#### 2016 CHICAGO BEARS

Date	W/L	Opp.	Tkls-S	Sk-YL	INT-Yds	PD	FF	FR	TFL
9/11	L	at HOU			INACTIVE				
9/19	L	PHI			INACTIVE				
9/25	L	at DAL	0-0	0-0	0-0	0	0	0	0
10/2	W	DET			INACTIVE				
10/9	L	at IND			INACTIVE				
10/16	L	JAC	0-0	0-0	0-0	0	0	0	0
10/20	L	at GB	0-0	0-0	0-0	0	0	0	0
10/31		MIN							
11/13		at TB							
11/20		at NYG							
11/27		TEN							
12/4		SF							
12/11		at DET							
12/18		GB							
12/24		WAS							
1/1		at MIN							
<b>Totals</b>			<b>0-0</b>	<b>0-0</b>	<b>0-0</b>	<b>0</b>	<b>0</b>	<b>0</b>	<b>0</b>

**CALLAHAN:****2016 CHICAGO BEARS**

Date	W/L	Opp.	Tkls-S	Sk-YL	INT-Yds	PD	FF	FR	TFL
9/11	L	at HOU	0-0	0-0	0-0	0	0	0	0
9/19	L	PHI	1-1	0-0	0-0	1	0	0	0
9/25	L	at DAL			INACTIVE				
10/2	W	DET	5-5	0-0	0-0	0	0	0	0
10/9	L	at IND	6-5	0-0	0-0	1	0	0	0
10/16	L	JAC	6-6	0-0	0-0	0	0	0	0
10/20	L	at GB	1-1	0-0	0-0	0	0	0	0
10/31		MIN							
11/13		at TB							
11/20		at NYG							
11/27		TEN							
12/4		SF							
12/11		at DET							
12/18		GB							
12/24		WAS							
1/1		at MIN							
<b>Totals</b>			<b>19-18</b>	<b>0-0</b>	<b>0-0</b>	<b>2</b>	<b>0</b>	<b>0</b>	<b>0</b>

**FULLER:****2016 CHICAGO BEARS**

Date	W/L	Opp.	Tkls-S	Sk-YL	INT-Yds	PD	FF	FR	TFL
9/11	L	at HOU	0-0	0-0	0-0	0	0	0	0
9/19	L	PHI	0-0	0-0	0-0	0	0	0	0
9/25	L	at DAL	0-0	0-0	0-0	0	0	0	0
10/2		DET							
10/9		at IND							
10/16		JAC							
10/20		at GB							
10/31		MIN							
11/13		at TB							
11/20		at NYG							
11/27		TEN							
12/4		SF							
12/11		at DET							
12/18		GB							
12/24		WAS							
1/1		at MIN							
<b>Totals</b>			<b>0-0</b>	<b>0-0</b>	<b>0-0</b>	<b>0</b>	<b>0</b>	<b>0</b>	<b>0</b>

**GLENN:****2016 CHICAGO BEARS**

Date	W/L	Opp.	Tkls-S	Sk-YL	INT-Yds	PD	FF	FR	TFL
9/11	L	at HOU	5-5	0-0	0-0	2	0	0	0
9/19	L	PHI	7-7	0-0	0-0	2	0	0	0
9/25	L	at DAL	7-5	0-0	0-0	1	0	0	0
10/2	W	DET	1-1	0-0	1-21	1	0	0	0
10/9	L	at IND	3-3	0-0	0-0	0	0	0	0
10/16	L	JAC	1-1	0-0	0-0	0	0	0	0
10/20	L	at GB	2-1	0-0	0-0	0	0	0	0
10/31		MIN							
11/13		at TB							
11/20		at NYG							
11/27		TEN							
12/4		SF							
12/11		at DET							
12/18		GB							
12/24		WAS							
1/1		at MIN							
<b>Totals</b>			<b>26-23</b>	<b>0-0</b>	<b>1-21</b>	<b>6</b>	<b>0</b>	<b>0</b>	<b>0</b>

**HALL:****2016 CHICAGO BEARS**

Date	W/L	Opp.	Tkls-S	Sk-YL	INT-Yds	PD	FF	FR	TFL
9/11	L	at HOU	3-2	0-0	0-0	1	0	0	0
9/19	L	PHI	0-0	0-0	0-0	1	0	0	0
9/25	L	at DAL	0-0	0-0	0-0	0	0	0	0
10/2	W	DET	0-0	0-0	1-0	1	0	0	0
10/9	L	at IND			INACTIVE				
10/16	L	JAC			INACTIVE				
10/20		at GB			INACTIVE				
10/31		MIN							
11/13		at TB							
11/20		at NYG							
11/27		TEN							
12/4		SF							
12/11		at DET							
12/18		GB							
12/24		WAS							
1/1		at MIN							
<b>Totals</b>			<b>3-2</b>	<b>0-0</b>	<b>1-0</b>	<b>3</b>	<b>0</b>	<b>0</b>	<b>0</b>

**HOUSTON-CARSON:****2016 CHICAGO BEARS**

Date	W/L	Opp.	Tkls-S	Sk-YL	INT-Yds	PD	FF	FR	TFL
9/11	L	at HOU	0-0	0-0	0-0	0	0	0	0
9/19	L	PHI	0-0	0-0	0-0	0	0	0	0
9/25	L	at DAL	0-0	0-0	0-0	0	0	0	0
10/2	W	DET	0-0	0-0	0-0	0	0	0	0
10/9	L	at IND	0-0	0-0	0-0	0	0	0	0
10/16	L	JAC			INACTIVE				
10/20		at GB			INACTIVE				
10/31		MIN							
11/13		at TB							
11/20		at NYG							
11/27		TEN							
12/4		SF							
12/11		at DET							
12/18		GB							
12/24		WAS							
1/1		at MIN							
<b>Totals</b>			<b>0-0</b>	<b>0-0</b>	<b>0-0</b>	<b>0</b>	<b>0</b>	<b>0</b>	<b>0</b>

**JONES-QUARTEY:****2016 CHICAGO BEARS**

Date	W/L	Opp.	Tkls-S	Sk-YL	INT-Yds	PD	FF	FR	TFL
9/11	L	at HOU	7-4	0-0	0-0	0	0	0	0
9/19	L	PHI	4-4	0-0	0-0	0	0	0	0
9/25	L	at DAL	6-5	0-0	0-0	0	0	0	0
10/2	W	DET	7-7	0-0	0-0	0	0	0	1
10/9	L	at IND	0-0	0-0	0-0	1	0	0	0
10/16	L	JAC	4-3	0-0	0-0	1	0	0	0
10/20	L	at GB	9-7	0-0	0-0	0	0	0	0
10/31		MIN							
11/13		at TB							
11/20		at NYG							
11/27		TEN							
12/4		SF							
12/11		at DET							
12/18		GB							
12/24		WAS							
1/1		at MIN							
<b>Totals</b>			<b>37-30</b>	<b>0-0</b>	<b>0-0</b>	<b>2</b>	<b>0</b>	<b>0</b>	<b>1</b>

**LEBLANC:****2016 CHICAGO BEARS**

Date	W/L	Opp.	Tkls-S	Sk-YL	INT-Yds	PD	FF	FR	TFL
9/11	L	at HOU			INACTIVE				
9/19	L	PHI			INACTIVE				
9/25	L	at DAL	1-1	0-0	0-0	0	0	0	0
10/2	W	DET	2-2	0-0	0-0	0	0	0	0
10/9	L	at IND	1-1	0-0	0-0	2	0	0	0
10/16	L	JAC	1-1	0-0	0-0	0	0	0	0
10/20	L	at GB	7-6	0-0	0-0	2	0	0	0
10/31		MIN							
11/13		at TB							
11/20		at NYG							
11/27		TEN							
12/4		SF							
12/11		at DET							
12/18		GB							
12/24		WAS							
1/1		at MIN							
<b>Totals</b>			<b>12-11</b>	<b>0-0</b>	<b>0-0</b>	<b>4</b>	<b>0</b>	<b>0</b>	<b>0</b>

**MCMANIS:****2016 CHICAGO BEARS**

Date	W/L	Opp.	Tkls-S	Sk-YL	INT-Yds	PD	FF	FR	TFL
9/11	L	at HOU	0-0	0-0	0-0	0	0	0	0
9/19	L	PHI	2-2	0-0	0-0	0	0	0	0
9/25	L	at DAL	1-1	0-0	0-0	0	0	0	0
10/2	W	DET	0-0	0-0	0-0	0	0	0	0
10/9	L	at IND	0-0	0-0	0-0	0	0	0	0
10/16	L	JAC	0-0	0-0	0-0	0	0	0	0
10/20	L	at GB	0-0	0-0	0-0	0	0	0	0
10/31		MIN							
11/13		at TB							
11/20		at NYG							
11/27		TEN							
12/4		SF							
12/11		at DET							
12/18		GB							
12/24		WAS							
1/1		at MIN							
<b>Totals</b>			<b>3-3</b>	<b>0-0</b>	<b>0-0</b>	<b>0</b>	<b>0</b>	<b>0</b>	<b>0</b>

**PORTER:****2016 CHICAGO BEARS**

Date	W/L	Opp.	Tkls-S	Sk-YL	INT-Yds	PD	FF	FR	TFL
9/11	L	at HOU	4-3	0-0	1-3	1	0	0	0
9/19	L	PHI	6-6	0-0	0-0	0	0	0	0
9/25	L	at DAL	5-4	0-0	0-0	0	0	0	0
10/2	W	DET	1-1	0-0	0-0	0	0	0	0
10/9	L	at IND	4-4	0-0	0-0	1	0	0	0
10/16	L	JAC	0-0	0-0	1-25	2	0	0	0
10/20	L	at GB	2-1	0-0	0-0	0	0	0	0
10/31		MIN							
11/13		at TB							
11/20		at NYG							
11/27		TEN							
12/4		SF							
12/11		at DET							
12/18		GB							
12/24		WAS							
1/1		at MIN							
<b>Totals</b>			<b>22-19</b>	<b>0-0</b>	<b>2-28</b>	<b>3</b>	<b>0</b>	<b>0</b>	<b>0</b>



**PROSINSKI:****2016 CHICAGO BEARS**

<b>Date</b>	<b>W/L</b>	<b>Opp.</b>	<b>Tkls-S</b>	<b>Sk-YL</b>	<b>INT-Yds</b>	<b>PD</b>	<b>FF</b>	<b>FR</b>	<b>TFL</b>
9/11	L	at HOU	0-0	0-0	0-0	0	0	0	0
9/19	L	PHI	3-3	0-0	0-0	0	0	0	0
9/25	L	at DAL	2-1	0-0	0-0	1	0	0	0
10/2	W	DET	0-0	0-0	0-0	0	0	0	0
10/9	L	at IND	8-6	0-0	0-0	0	0	0	0
10/16	L	JAC	0-0	0-0	0-0	0	0	0	0
10/20	L	at GB	1-1	0-0	0-0	0	0	0	0
10/31		MIN							
11/13		at TB							
11/20		at NYG							
11/27		TEN							
12/4		SF							
12/11		at DET							
12/18		GB							
12/24		WAS							
1/1		at MIN							
<b>Totals</b>			<b>14-11</b>	<b>0-0</b>	<b>0-0</b>	<b>1</b>	<b>0</b>	<b>0</b>	<b>0</b>

## KICKERS/PUNTERS

### BARTH:

#### 2016 CHICAGO BEARS

Date	W/L	Opp.	PAT	FG	PTS	FGs (Missed)
9/11	L	at HOU	2-2	0-0	2	0
9/19	L	PHI	2-2	0-1	2	(31)
9/25	L	at DAL	2-2	1-1	5	34
10/2	W	DET	2-2	1-2	5	25, (50)
10/9	L	at IND	2-2	3-4	11	35, 49, (49), 24
10/16	L	JAC	1-1	3-3	10	36, 24, 32
10/20	L	at GB	1-1	1-1	4	39
10/31		MIN				
11/13		at TB				
11/20		at NYG				
11/27		TEN				
12/4		SF				
12/11		at DET				
12/18		GB				
12/24		WAS				
1/1		at MIN				
<b>Totals</b>			<b>12-12</b>	<b>9-12</b>	<b>39</b>	

### O'DONNELL:

#### 2016 CHICAGO BEARS

DATE	W/L	Opp.	No.	Yds	Avg	Net	Long	In-20
9/11	L	at HOU	7	296	42.3	38.1	47	2
9/19	L	PHI	4	151	37.8	37.8	51	1
9/25	L	at DAL	4	159	39.8	39.0	49	1
10/2	W	DET	4	196	49.0	14.0	51	0
10/9	L	at IND	2	92	46.0	36.0	46	0
10/16	L	JAC	6	261	43.5	43.0	50	4
10/20	L	at GB	5	225	45.0	43.8	48	3
10/31		MIN						
11/13		at TB						
11/20		at NYG						
11/27		TEN						
12/4		SF						
12/11		at DET						
12/18		GB						
12/24		WAS						
1/1		at MIN						
<b>Totals</b>			<b>32</b>	<b>1,380</b>	<b>43.1</b>	<b>36.8</b>	<b>51</b>	<b>11</b>

# NEW PLAYER BIOS

<b>76 ADAMS, Mike</b>	<b>Tackle (5<sup>th</sup> Year)</b>	<b>Ohio State</b>
<b>Height: 6-7</b>	<b>Weight: 323</b>	<b>Opening Day Age: 26</b>

**PRO CAREER:** Enters his 5th NFL season... Appeared in 16 games (4 starts) with the Pittsburgh Steelers in 2014 ...

**CAREER TRANSACTIONS:** Drafted by the Pittsburgh Steelers in the 2<sup>nd</sup> round (56<sup>th</sup> overall) of the 2012 NFL Draft... Waived by the Steelers (5/5/16)... Signed by Chicago (8/10/16)...

**PREVIOUS SEASONS:** 2014-Appeared in all 16 games including 4 starts at right tackle for the Pittsburgh Steelers. 2013 – Appeared in 15 games including 10 starts at left tackle for the Steelers. 2012- Appeared in 10 games including 6 starts at left tackle for the Steelers.

**COLLEGE CAREER:** Appeared in 30 games during his four-year career at Ohio State, starting 25 contests, including his last 21...registered 167 knockdowns and 33 touchdown-resulting blocks in his last two seasons...earned second-team All-Big Ten Conference honors in 2011...a consensus All-Big Ten Conference first-team choice in 2010...majored in criminology. 2011- All-American Dream Team selection (second-team) by The NFL Draft Report...added second-team All Big Ten Conference honors, despite missing the Buckeyes' first five games due to an NCAA suspension...started the final eight contests...made two touchdown-resulting blocks in his first game back as the running unit piled up 243 yards vs. Nebraska...closed out the year with 13 touchdown-resulting blocks and 78 knockdowns for an offense that averaged 308.2 yards per game without their left tackle and 324.38 yards with him in the lineup. 2010- All-American third-team selection by The NFL Draft Report...consensus All-Big Ten Conference first-team choice...started all 13 games at left tackle...paced the Buckeyes with an 89.6% grade for blocking consistency, registering 89 knockdowns and 20 touchdown-resulting blocks...helped pave the way for the team to rank 11th in the nation in scoring (38.77 ppg), 14th in rushing (220.08 ypg) and 20th in total offense (448.62 ypg). 2009- Started four games against Illinois, Indiana, Wisconsin and Purdue...made first career start against Illinois...did not play against Minnesota, New Mexico State and Penn State because of a knee in-jury. 2008- Saw action in four games as a reserve offensive tackle.

**PERSONAL:** Attended Dublin-Coffman High School (Dublin, Ohio)...regarded as the nation's top offensive tackle prospect by ESPN, Scout.com, Rivals.com, Prep Star and Super Prep...led the team to a 13-1 record, ranking second in the state and ninth nationally during his senior year...an All-Ohio pick as a junior and senior, he added All-Ohio Capital Conference, All-Metro, and All-District each of those seasons...selected Parade and EA Sports All-American in 2007...was the top-rated player on the Detroit Free Press "Best of the Midwest" team and chosen USA Today All-USA...competed in the U.S. Army All-American Bowl...son of Heidi Davidson...is a native of Farrell, Pa. (hour north of Pittsburgh), where he lived until he was 12 years old...Full name: Michael Angelo Adams.

<b>12 BARKLEY, Matt</b>	<b>Quarterback (4<sup>th</sup> Year)</b>	<b>USC</b>
<b>Height: 6-2</b>	<b>Weight: 227</b>	<b>Opening Day Age: 26</b>

**PRO CAREER:** Joins the Bears after stints with the Arizona Cardinals and Philadelphia Eagles.

**CAREER TRANSACTIONS:** Drafted in the 4<sup>th</sup> round (98<sup>th</sup> overall) of the 2013 NFL Draft by the Philadelphia Eagles (6/13/13) ... Traded to the Arizona Cardinals (9/4/15)... Waived by the Arizona Cardinals (9/3/16)... Added to the Chicago Bears practice quad (9/5/16).

**PREVIOUS SEASONS:** 2014 - Appeared in 1 games with 1 game with the Eagles and attempted one pass... 2013- Appeared in 3 games with the Eagles... Completed 30 of 49 passes for 300 yards.

**COLLEGE CAREER:** Barkley finished third on USC's career passing (755 completions) and total offense (9,013 yards) lists, behind Heisman winners Carson Palmer and Matt Leinart... He finished fifth on the Pac-12 career touchdown pass chart (80, second on the USC list) and 16th in pass yardage (9,054, third on the USC list) and 16th in total offense (9,013)... He threw at least 1 TD pass in 32 of his 36 career games, at least 2 TDs in 21 games, at least 3 TDs in 13 games, at least 4 TDs 7 times and at least 5 TDs 5 times (the only Trojan to have done so), including twice with a school record 6 TDs... He threw for at least 200 yards in 24 career games (10 times over 300 yards and twice over 400 yards)... He had 36 career starts (he was 27-9 as a starter).

**PERSONAL:** Born Matthew Montgomery Barkley on September 8, 1990.

<b>4 BARTH, Connor</b>	<b>Tackle (9<sup>th</sup> Year)</b>	<b>North Carolina</b>
<b>Height: 5-11</b>	<b>Weight: 200</b>	<b>Opening Day Age: 30</b>

**PRO CAREER:** Enters his 9<sup>th</sup> NFL season... Appeared in 12 games for the Tampa Bay Buccaneers 2015... Also spent time with the New Orleans Saints this preseason.

**CAREER TRANSACTIONS:** Signed by the Kansas City Chiefs as an undrafted free agent (10/21/08)... Waived by the Chiefs (7/28/09)... Signed by the Miami Dolphins (8/10/09)... Cut by the Dolphins (8/29/09)... Signed by Tampa Bay Buccaneers (11/03/09)... Waived by the Buccaneers (8/29/14)... Signed by the Denver Broncos (11/25/14)... Waived by the Broncos (8/26/15)... Signed with Buccaneers (8/27/15)... Waived by the Buccaneers (9/4/15)... Signed with the Buccaneers (10/6/15)... Waived by the Buccaneers (5/2/16)... Signed with the New Orleans Saints (5/23/16)... Waived by the Saints (9/3/16)... Signed by the Bears (9/5/16).

**2015 SEASON:** Appeared in 12 games for the Buccaneers... Made 23 of 28 field goals (82.1%)... Made 25 of 26 PATs... Made a long of 53.

**PREVIOUS SEASONS:** **2014** – Appeared in 5 games for the Broncos... Made 15 of 16 field goals (93.8%)... Made 15 of 15 PATs... Made a long of 50. **2012**- Appeared in 15 games for the Buccaneers... Made 28 of 33 field goals (84.8%)... Made 39 of 39 PATs... Made a career long of 57. **2011**- Appeared in 16 games for the Buccaneers... Made 26 of 28 field goals (92.9%)... Made 23 of 23 PATs... Made a long of 55. **2010**- Appeared in 16 games for the Buccaneers... Made 23 of 28 field goals (82.1%)... Made 36 of 36 PATs... Made a long of 53. **2009**- Appeared in 9 games for the Buccaneers... Made 14 of 19 field goals (73.7%)... Made 12 of 12 PATs... Made a long of 54. **2008**- Appeared in 10 games for the Chiefs... Made 10 of 12 field goals (83.3%)... Made 24 of 24 PATs... Made a long of 45.

**COLLEGE CAREER:** Saw action in 47 games at North Carolina (2004-07) where he converted a school- record 54-of-71 field goals (76.1%) and 103-of-109 PATs for 265 points... Connected on a school-record 19 consecutive field goals... Earned First-Team All-ACC honors as a senior, hitting 19-of-22 field goals and a team-high 78 points... Named Second-Team Freshman All-American and earned honorable mention All- ACC honors... Majored in communications.

**PERSONAL:** Born Connor Thomas Barth on April 11, 1986, in Arlington, Virginia.

<b>43 BELL, Joique</b>	<b>Running Back (6<sup>th</sup> Year)</b>	<b>Wayne State</b>
<b>Height: 5-11</b>	<b>Weight: 231</b>	<b>Opening Day Age: 30</b>

**PRO CAREER:** Enters his 6<sup>th</sup> NFL season... Appeared in 13 games with the Detroit Lions in 2015 ...

**CAREER TRANSACTIONS:** Re-signed by the Detroit Lions to a three-year contract on March 12, 2014. Re-signed by the Detroit Lions on April 15, 2013. Signed by the Detroit Lions off the Saints practice squad on December 27, 2011. Signed to the Saints practice squad on September 22, 2011. Released by the Saints on September 21, 2011. Signed by the New Orleans Saints from the Eagles practice squad on January 5, 2011. Signed to the Eagles practice squad on December 16, 2010. Released by the Colts on December 14, 2010. Acquired by the Indianapolis Colts off waivers on November 10, 2010. Released by the Eagles on November 10, 2010. Signed by the Philadelphia Eagles from the Bills practice squad on September 21, 2010. Signed to the Bills practice squad on September 5, 2010. Released by the Bills on September 4, 2010. Signed by the Buffalo Bills as an undrafted free agent on April 29, 2010.

**PREVIOUS SEASONS:** **2014**-Appeared in all 16 games including 4 starts at right tackle for the Pittsburgh Steelers. **2013** – Appeared in 15 games including 10 starts at left tackle for the Steelers. **2012**- Appeared in 10 games including 6 starts at left tackle for the Steelers.

**COLLEGE CAREER:** 2009 Harlon Hill winner as the best player in Division II at Wayne State  
Played in 44 career games (42 starts) for the Warriors. Compiled 8,055 all-purpose yards and 576 points (88 rushing TDs, eight receiving TDs), ranking him ninth and fifth, respectively, in NCAA history. Started in 11 games as senior in 2009, totaling career-highs in rushing yards (2,084) and TDs (29). Bell also had 13 kickoff returns, nine punt returns and finished with 8,055 all-purpose yards.  
Led the nation in rushing his senior season. Ran for over 2,000 yards twice in his career. Earned AFCA All-American honors as a redshirt freshman when he ran for 2,065 yards. Four-time First Team All-GLIAC selection.

**PERSONAL:** Attended Benton Harbor High School. Earned first-team All-Southwestern Athletic Conference honors. Lettered in baseball at BHHS. Criminal Justice Major at WSU. As a freshman at Wayne State, he worked part-time as a security guard at Ford Field. Pronounced 'Joik'.

<b>BROWN, Daniel</b>	<b>Tight End (2<sup>nd</sup> Year)</b>	<b>James Madison</b>
<b>Height: 6-5</b>	<b>Weight: 243</b>	<b>Opening Day Age: 25</b>

**Transactions:**

Elevated to Baltimore's 53-man roster on 11/30/15  
Re-signed to the Ravens' practice squad on 11/28/15 after being released by the team on 11/27/15  
Re-signed to Baltimore's practice squad on 10/13/15 after being waived by the team on 9/10/15  
Signed to the Ravens' practice squad on 9/8/15 after being released by the team on 9/4/15  
Originally signed with the Ravens as a RFA on 5/12/15

**Career Highlights:**

As a rookie in 2015, recorded 64 yards on 6 receptions (10.7 avg.) for the league's No. 8 passing attack (266.9 ypg), which gained a single-season franchise-record 4,271 net passing yards  
Secured 5 receptions for 47 yards (both career highs), including a career-long 31-yard catch, vs. Sea. (12/13)

## Season Recaps:

2015: (Baltimore Ravens – 6/1)

Recorded 64 yards on 6 receptions (10.7 avg.) for the league's No. 8 passing attack (266.9 ypg), which gained a single-season franchise-record 4,271 net passing yards

Established career highs in receptions (5) and receiving yards (47), including a 31-yard career long, in his first-career start vs. Sea. (12/13)

Secured his first-career reception for 17 yards on a fourth-quarter scoring drive at Mia. (12/6)...Caught a 52-yard TD reception on Baltimore's second possession that was nullified by a disputed offensive pass interference call

Played on special teams and from scrimmage in his NFL debut in the 33-27 victory at Cle. (11/30)

**College:** Competed in 39 games (21 starts) for James Madison, totaling 91 receptions for 1,450 yards (15.9 avg.) and 17 TDs...Redshirted as a true freshman in 2010

Recorded 42 receptions for 606 yards (14.4 avg.) and 7 TDs as a senior in 2014

Majored in computer information systems

**High School:** Prepped at Isle of Wight (VA) Academy, where he helped his team to three-consecutive state titles (2005-07)

Earned first-team All-State and All-Conference honors as a senior in 2009

Also earned first-team All-State and All-Conference in basketball (2008-09) and baseball (2009)

**64 KUSH, Eric**  
Height: 6-4

**Guard (3<sup>rd</sup> Year)**  
Weight: 313

**California (PA)**  
Opening Day Age: 26

**PRO CAREER:** Joins the Bears after appearing in 7 games with the St. Louis Rams in 2015.

**CAREER TRANSACTIONS:** Drafted in the 6<sup>th</sup> round (170<sup>th</sup> overall) of the 2013 NFL Draft by the Kansas City Chiefs... Waived by the Chiefs (9/5/15)... Signed with the Tampa Bay Buccaneers (9/6/15)... Waived by the Buccaneers (9/14/15)... Signed to the Carolina Panthers practice squad (9/16/15)... Waived by Panthers (10/27/15)... Signed with the Houston Texans (11/3/15)... Waived by Texans (11/15/15)... Signed with the St. Louis Rams (11/17/15)... Waived by Rams (9/3/16)... Signed with Bears (9/4/16).

**2015 SEASON:** Appeared in 7 games for the Rams.

**PREVIOUS SEASONS:** 2013 - Appeared in 3 games with 1 start for Chiefs.

**COLLEGE CAREER:** 2012- Selected to East-West Shrine Game ... D2Football.com Second-Team All-American ... Daktronics Second-Team All-Region ... Don Hansen Third-Team All-Region ... All-PSAC West First-Team ... started all 11 games with 10 starts at center ... member of Cal U AD Honor Roll (Fall 2012) ... 2011- DeMichela Award ... started 12 games at center ... member of Cal U AD Honor Roll (Fall 2011) ... 2010- Started nine games at left tackle ... member of Cal U AD Honor Roll (Fall 2010) ... 2009: Played in 15 games as a reserve offensive lineman and on special teams ... member of Cal U AD Honor Roll (Spring 2010) ... 2008: Medical redshirt ... appeared in two games as a true freshman ... made college debut against Lake Erie ... member of Cal U AD Honor Roll (Spring 2009)

**PERSONAL:** Attended Chartiers Valley ... second-team all-state, first-team all-conference, East-West All-Star... Son of Eric and Chris Kush ... majoring in justice studies (forensic science)

**22 LeBLANC, Cre'Von**  
Height: 5-11

**Cornerback (Rookie)**  
Weight: 190

**Florida Atlantic**  
Opening Day Age: 22

Signed with the New England Patriots as an undrafted free agent out of Florida Atlantic (5/6/16) before being waived prior to the start of the 2016 regular season (9/3/16)... **2015-** Tallied five tackles at Tulsa, all five were solo, and he grabbed the first interception of the season...also returned one punt for six yards and one kick for 24 yards...tallied six tackles (4-2) versus Miami...recorded just a solo tackle and two pass breakups versus Buffalo...also added three punt returns for 23 yards and two kick returns for 30...recorded six tackles, all solo, at Charlotte...busy night included two interceptions with 27 yards of return, two pass breakups, one punt return for a yard and one kick return for 22 yards...recorded three tackles (2-1) and a pass breakup versus Rice...added one kick return for a gain of 20 yards...tallied four tackles (1-3=4) versus Marshall...returned two kicks for a total of 38 yards, his longest was 29 yards...recorded six tackle assists at UTEP, including 0.5 TFL and had a huge fourth down deep pass attempt breakup late in the game...returned two kickoffs for a total of 71 yards, including a long of 44 yards...had one tackle assist in the Shula Bowl victory over FIU...had three kick returns for a total of 61 yards, his longest return was for 23 yards...tallied two solo tackles at WKU but had a huge inside the FAU 20 INT...it was his fourth and league leading of the season, also added a pass breakup...had four tackles (3-1=4) and two pass breakups versus Middle Tennessee, the final home game of his collegiate career...had four (3-1) tackles and a pass breakup at UF...also had a 25-yard kick return...recorded a solo tackle in the ODU victory and added two kick returns for a total of 50 yards, including a long of 27 yards...earned second team All C-USA honors at season's end and was named the team's Defensive MVP. **2014-** Recorded two tackles as a starting corner at No. 22 Nebraska...had four tackles at No. 2 Alabama...also had a tackle for a loss of two yards...recorded five tackles, all solo, in the season

home opener versus Tulsa...credited with two pass breakups...returned one punt for a yard...tallied four tackles at Wyoming, including three solo...had a breakout game versus UTSA with seven tackles and his first collegiate interception which he returned 76 yards for a score and two passes defended, one of which was game saving in the end zone with no time on the clock...recorded nine tackles at FIU, including eight solo...finished the WKU game with six tackles, including five solo...credited with two backups...credited with four solo tackles at No. 23 Marshall...also used as the punt returner where he had one return for five yards...tallied nine tackles versus UAB...was second on the squad with nine tackles (6-3) at North Texas...also added an interception...tallied nine tackles, all solo at Middle Tennessee. **2013-** Second season with the team and made five starts out of 11 appearances...had his first kickoff return against Middle Tennessee and totaled 81 yards in that game...recorded 24 tackles on the season and had a season-high of five tackles against UAB...garnered FAU game ball honors for his performance on special teams in the Middle Tennessee game. **2012-** Joined the squad during preseason...first start came at Georgia, a game he recorded five tackles (5:2,3) and a pass break-up...tallied three tackles at Alabama...two tackle assists versus North Texas and followed it with three at ULM...set a mark of six solo tackles at South Alabama and upped it by one versus Louisiana, a game that he also had an assist for a total of eight tackles, his season and career high...recorded his first tackle for a loss versus Louisiana...credited with breaking up four passes (at Georgia, at ULM, at South Alabama and Louisiana)...also served as a kick returner...recorded a total of seven returns, three at Western Kentucky, including his career-long of 35 yards... **High School-** Played for Roosevelt Blackmon at Glades Central High School where he recorded five interceptions, 75 tackles and one sack...was credited with 10 broken-up pass attempts and three forced fumbles...returned one punt and a kick for a score as a senior...at season's end, named first team all-area as both a junior and senior...credited with "the Hardest Hit" of the year in Palm Beach County...participated in the Nike South Florida All-Star Game and was invited to the Outback Bowl and the Nike All-Star Game...member of the Honor Roll. **Personal-** Communications major...son of Lawanda LeBlanc...born in West Palm Beach, FL...honorable mention in 2014.

<b>35 MOSTERT, Raheem</b>	<b>Running Back (2<sup>nd</sup> Year)</b>	<b>Purdue</b>
<b>Height: 5-10</b>	<b>Weight: 197</b>	<b>Opening Day Age: 24</b>

**Career Transactions:** Originally signed as an undrafted free agent by the Philadelphia Eagles on May 2, 2015...Waived by the Eagles on Sept. 5, 2015...Signed to the Eagles' practice squad on Sept. 6, 2015...Signed off the Eagles' practice squad to the Miami Dolphins' active roster on Sept. 15, 2015...Waived by the Dolphins on Oct. 13, 2015...Claimed by the Baltimore Ravens via waivers on Oct. 14, 2015...Waived by the Ravens on Dec. 15, 2015...Claimed by the Cleveland Browns via waivers on Dec. 16, 2015.

**2015:** Appeared in 11 games (seven with Baltimore, three with Cleveland and one with Miami)...Logged 19 kickoff returns for 530 yards with a 27.9 average...(12/20) at Sea.: In Browns debut, returned five kickoffs for 159 yards (31.8 avg.)...His 53-yard return was longest for Cleveland since Fozzy Whitaker's 56-yard return in 2013.

**College:** Played in 44 career games at Purdue, splitting his time at wide receiver and running back...Set school record for total kickoff return yards with 2,289 on 88 career returns...Rushed for 759 career yards and six TDs on 136 carries...Recorded 19 career receptions for 122 yards...Led the NCAA FBS in kickoff return average (33.5 yards) as a true freshman in 2011, including four returns of 71 yards or more...Won the Big Ten Title in the 60-meter and 100-meter at the conference indoor track championship and the 100-meter and 200-meter at the outdoor championship...Earned second-team All-America honors in the 4x100 relay and 100-meter, All-America honorable mention in the 200-meter...Named Great Lakes Region Track Athlete of the Year in 2014...Majored in organizational leadership and supervision.

**Personal:** Given name is Dominique Raheem Mostert...Last name is pronounced MOE-stert...Born in Daytona Beach, Fla...Native of New Smyrna Beach, Fla...**High School:** Attended New Smyrna Beach High School in New Smyrna Beach, Fla...Caught 39 passes for 723 yards and four TDs as a senior...Also recorded 81 tackles and returned nine kickoffs and one punt for TDs as a senior...Also ran track...**Hobbies/Interests:** Enjoys saltwater and freshwater fishing in his spare time...Lists Selena as his favorite movie and The Walking Dead and Empire as his favorite TV shows...Favorite types of music are hip-hop, reggae and country...He and his fiancé, Devon, are set to be married in the spring of 2017.

<b>85 PAULSEN, Logan</b>	<b>Tight End (7<sup>th</sup> Year)</b>	<b>UCLA</b>
<b>Height: 6-5</b>	<b>Weight: 268</b>	<b>Opening Day Age: 29</b>

**PRO CAREER:** Originally entered the NFL as an undrafted free agent with the Washington Redskins.

**CAREER TRANSACTIONS:** Signed by the Washington Redskins as an undrafted free agent (4/29/10)... Waived by the Redskins (9/4/16)... Acquired from waivers by the Chicago Bears (9/4/16).

**2014 SEASON:** Appeared in all 16 with 12 starts... Caught 13 balls for 78 yards, including one touchdown.

**PREVIOUS SEASONS:** **2013** – Appeared in 16 games with 14 starts...Had 28 receptions and 367 yards and 3 touchdowns... **2012-** Appeared in 16 games with 10 starts...Recorded 25 receptions for 308 yards and one touchdown...**2011-** Appeared in 16 games with 6 starts... Caught 11 passes for 138 yards. **2010-** Appeared in 11 games... Caught 2 passes for 10 yards, including one touchdown.

**COLLEGE CAREER:** Three-year starter at tight end for UCLA... Played in 46 career games with 39 starts and caught 71 passes for 888 yards (12.5 avg.) and one touchdown... Selected as a season captain for 2009... Named to the 2007, 2008 and 2009 John Mackey Award watch lists, which recognize college football's most outstanding tight end... As a fifth-year senior, started all 13 games and caught 29 passes for 362 yards (12.5 avg.)... Second-team selection to the Pac-10 All-Academic Team... Named a semifinalist for the Draddy Award which is presented by the National Football Foundation for all-around excellence and academic achievement... Earned honorable mention Pac-10 All-Academic team honors... Played in one game in 2008 before injuring his right foot and redshirting... As a junior, started all 13 games and caught 12 passes for 144 yards (12 avg.) and one touchdown... Scored the first touchdown of his career in a win over California... As a sophomore, played in all 13 games at tight end and caught 27 passes for 331 yards (12.3 avg.)... Made his first career start against Utah and led the team with five receptions... Played in six games as a freshman and caught two passes for 33 yards..

**PERSONAL:** Lettered three seasons as a tight end, defensive end and punter at Chaminade College Preparatory School in Northridge Calif... Rated No. 15 tight end nationally by Scout. com... Named to the All-CIF-Southern Section Division III team as a senior... Named to the Los Angeles Times All-San Fernando Valley team... Named first-team All-Mission League as a junior and senior... Named Male Athlete of the Year as a senior, junior and sophomore at Chaminade... During his junior and senior seasons on offense, totaled 62 receptions for 829 yards and four touchdowns... On defense, totaled 89 tackles and 33 sacks... Established a school record for sacks (24) during his junior season... Lettered three seasons in track and four seasons in soccer... In 2015, encouraged students from Richmond Public Schools and Chesterfield County Public Schools to track the number of minutes they read over the summer and also hosted a flag football kickoff event for Special Olympics Virginia at Redskins Park... In 2013, participated in the Salute to Play 60 Military Challenge kickoff event at Joint Base Andrews and also served as a celebrity waiter for Ryan Kerrigan's first Blitz for the Better Foundation fundraising event...Has helped the WRCF and Macy's distribute coats, gloves and hats to underserved kids from the Washington, D.C. area at the annual "Covered for the Holidays" event several times... In 2011, helped distribute 3,500 whole turkeys and Thanksgiving food baskets at FedExField to Prince George's County residents in need at the team's annual Harvest Feast... In 2010, participated in the PLAY 60 Challenge Mini-Combine, Chad Rinehart Youth Football Camp and Skins Santa Shoppe... Son of James and Susan Paulsen and has one brother, Hunter... Married his wife, Kelly, in the 2012 offseason and the couple has one son... Born Feb. 26, 1987.

<b>71 SITTON, Josh</b>	<b>Guard (9<sup>th</sup> Year)</b>	<b>UCF</b>
<b>Height: 6-3</b>	<b>Weight: 318</b>	<b>Opening Day Age: 30</b>

**PRO CAREER:** Originally entered the NFL after being drafted in the 4<sup>th</sup> round (135<sup>th</sup> overall) in 2008 to the Green Bay Packers.

**CAREER TRANSACTIONS:** Drafted by the Green Bay Packers in the 4<sup>th</sup> round (135<sup>th</sup> overall) in 2008... Waived by the Packers (3/1/13)... Signed to San Francisco's practice squad (9/2/13)... Signed to the Tampa Bay Buccaneers active roster (10/11/13)... Waived by Tampa Bay (9/3/16)... Signed by the Chicago Bears (9/4/16).

**2015 SEASON:** Started all 16 games (15 at left guard, 1 at left tackle) for the Green Bay Packers... Selected as a Pro-Bowler.

**PREVIOUS SEASONS:** **2014** – Started all 16 games at left guard for the Green Bay Packers. **2013**- Started all 16 games at left guard for the Green Bay Packers... Selected as a Pro-Bowler. **2012**- Started all 16 games at right guard for the Green Bay Packers... Selected as a Pro-Bowler. **2011**- Played and started in 14 games at right guard for the Green Bay Packers...**2010**- Started all 16 games for the Green Bay Packers at right guard...helped the Packers win Super Bowl XLV over the Pittsburgh Steelers. **2009**- Started all 16 games for the Green Bay Packers at right guard. **2008**- Played in 11 games with 2 starts at right guard as a rookie for the Green Bay Packers.

**COLLEGE CAREER:** Played in 50 games with 43 starts, joining classmate Keith Shologan as the only players in the program's history at the time to appear in 50 career games...Played for an 0-11 team as a true freshman and capped his career as a senior by helping lead the Golden Knights to their first conference championship in school history with a 7-1 record in conference play (10-4 overall)...Showed his versatility by starting at both guard spots and at right tackle during his career...Was a teammate of former Packers S Atari Bigby for one season and Jets WR Brandon Marshall for two seasons...Majored in criminal justice...Senior season (2007): Started all 14 games and was named first-team All-Conference USA by the league's coaches and media...Capped off career by helping to lead UCF to its first conference championship in school history...Helped the Knights' offense set school records for points (501) and rushing yards (3,287) in a season...Blocked for Kevin Smith as he recorded the second-best rushing yardage total in NCAA history with 2,567 yards, trailing only Barry Sanders' 2,628 yards in 1988...Was part of a line that helped Smith post 100-yard games 13 times on the year, including six 200-plus-yard games...Started games at RT and both G spots during the season...Junior season (2006): Started all 12 games at RT...Opened holes for Smith as he ranked third in the conference with 103.8 rushing yards per game and posted four 100-yard games on the season...Sophomore season (2005): Started all 13 games at RT and graded out as one of the top linemen on the team...Helped pave the way for Smith as he set a school rushing record for a freshman with 1,178 yards and nine TDs...Blocked for Smith's five 100-yard rushing games...Freshman season (2004): Played in all 11 games with four starts at RG as a true freshman...Made collegiate debut in season opener at No. 21 Wisconsin (Sept. 4)...Was one of six linemen to letter on the offensive line.

**PERSONAL:** Given name Josh James Sitton...Last name is pronounced SITT-en...Born in Jacksonville, Fla. ...Married, wife's name is Kristen...Appeared in the movie Pitch Perfect 2 in 2015 with four of his teammates...In the fall of 2014, partnered with his good friend,

Chris Jaubert, to start Bear General Contractors in Lafayette, La. ...Moved the company's headquarters to Pensacola, Fla., in early 2016...High school: Four-year letterwinner at Pensacola (Fla.) Catholic High and three-year starter...Earned second-team all-state and first-team all-area honors as an offensive lineman as a senior...Allowed just three sacks over two seasons as an offensive lineman...Added 50 tackles and six sacks as a defensive lineman as a senior...Also lettered twice in basketball...Community involvement: Has hosted the Josh Sitton Holiday Shopping Event each of the past four years, buying gifts for children to help support the PALS Program of Brown County...Through his contracting company, has helped sponsor an annual football camp for kids in Pensacola and also helped sponsor a dinner to raise money for the Alfred-Washburn Center, a homeless shelter in Pensacola...Has attended the annual holiday party for Families of Children With Cancer...Was part of the Packers Tailgate Tour in 2011, making scheduled and surprise visits to various communities around the state...Participated in the Green Bay Packers Golf Invitational in Kohler, Wis. ...Visited the Sacred Heart Children's Hospital in Pensacola...Played in the Tom Coughlin Jay Fund Celebrity Golf Classic at TPC Sawgrass in May 2011...Has played in the Jordy Nelson Celebrity Softball Game...Helped coach participants at the Packers' Women's Association Football 101 event...Traveled to Montana to attend the Doug Betters Whitefish Winter Classic, an annual event held by the former Miami Dolphins DE who today is a quadriplegic as the result of a 1998 skiing accident...In summer 2010, was a guest instructor at a football camp at Pensacola Catholic...Visited children's hospitals and participated in Habitat for Humanity during college...Residence: Pensacola, Fla.



# NEW PRACTICE SQUAD PLAYER BIOS

**60 EDISON, Cornelius** Center (Rookie) Portland State  
Height: 6-3 Weight: 303 Opening Day Age: 22

Appeared in 37 career games (35 starts) in four seasons at Portland State (2014-11)... Was named the FCS Rimington Award winner following his senior season... Started all 12 contests as a senior... As a junior, started 12-of-12 games, helping the offense set school records in single-season rushing yards (3,330), total offense (6,486) and rushing touchdowns (36)... Ranked third in the nation in rushing and total offense... Allowed only 10 sacks as a line while attempting 365 passes... Named third team All-Big Sky Conference... Attended Curtis High School (University Place, WA)... Named Lineman of the Year in the South Puget Sound League South Division as a senior... Earned first team all-League and all-State as an offensive and defensive lineman and All-State honors... 2010 Tacoma News Tribune All Area Lineman... Earned first team South Puget Sound League offensive and defensive Line as a junior.

**80 JENNINGS, Darius** Wide Receiver (3<sup>rd</sup> Year) Virginia  
Height: 5-10 Weight: 169 Opening Day Age: 24

Career Transactions: Originally signed by the Cleveland Browns as an undrafted free agent on May 11, 2015, after participating in the team's rookie minicamp on a tryout basis... Signed to Chicago Bears practice squad on October 10, 2016.

College: Played in 49 career games at Virginia... Finished first all-time in program history with 1,839 career kick return yards, fifth in school history with 133 career receptions, ninth in program history with 1,667 career receiving yards and 11th in Virginia history with 3,719 career all-purpose yards... Totaled 27 receptions for 521 yards and two TDs in 2014... Graduated with a degree in sociology.

Personal: Given name Darius Lamar Jennings... Native of Baltimore, Md... Worked as a camp counselor for middle school children at The Gilman Academy, helping with classwork and activities... High School: Attended The Gilman School in Baltimore, Md... Also played basketball and ran track... Community Involvement: Visited children's hospitals in college... Volunteers at local youth football camps... Hobbies/Interests: Lists Little Giants and Rush Hour as his favorite movies and The Wire as his favorite TV show... Favorite types of music are rap, R&B and gospel and favorite artist is Lil Boosie.

**85 JENSEN, Marcel** Tight End (3<sup>rd</sup> Year) Fresno State  
Height: 6-6 Weight: 270 Opening Day Age: 26

Originally entered the NFL with the Jacksonville Jaguars as a college free agent on May 12, 2014... Waived by the Jaguars on August 31, 2014... Signed to the Jaguars' practice squad on September 2, 2014... Signed to the Jaguars' active roster on September 16, 2014... Waived by the Jaguars on September 23, 2014... Signed to the Jaguars' practice squad on September 24, 2015... Placed on Jaguars' practice squad/injured list on October 14, 2014... Re-signed with the Jaguars on December 29, 2014... Waived by the Jaguars on May 11, 2015... Claimed off waivers by the Denver Broncos on May 12, 2015... Waived by the Broncos on September 5, 2015... Signed to the Atlanta Falcons' practice squad on September 8, 2015... Released from the Falcons' practice squad on November 24, 2015... Signed to the Buffalo Bills' practice squad on December 9, 2015... Signed to the Washington Redskins' active roster from the Bills' practice squad on December 22, 2015... Signed to Chicago Bears practice squad on October 10, 2016

## COLLEGE

Started 18 of the 38 games in which he played at Fresno State... Shifted from defensive end to tight end as a freshman... Selected second-team All-Mountain West Conference selection as a senior after starting nine-of-13 games and finishing with 26 receptions for 353 yards (13.5 avg.) with three touchdowns... Helped the Bulldogs lead the FBS in passing (394.8 avg.) and rank third in total offense (547.8 avg.)... Named an All-Mountain West honorable mention as a junior in addition to receiving the 2012-13 Mountain West Scholar-Athlete Award... Started eight-of-13 games and caught 20 passes for 339 yards (17.0) with four touchdowns.

## PERSONAL

Attended Rodriguez H.S. in Fairfield, Calif., where he led his team to a Solano County Athletic Conference championship with an 11-2 record as a senior defensive end... Was also a three-year letterman in basketball... Named school's Defensive Basketball Player of the Year, League MVP runner-up, first-team All-League and first-team All-City... Majored in criminology at Fresno State... Full name: Marcel Esteban Jensen... Son of Mark and Carolyn... Married wife, Che'mique, in the summer of 2012 and the couple had their first son, Josiah, in February of 2013... Born Feb. 12, 1990, in Fairfield, Calif.

**73 KELLY, Colin** Offensive Line (2<sup>nd</sup> Year) Oregon State  
Height: 6-5 Weight: 315 Opening Day Age: 26

Career Transactions: Signed with Kansas City Chiefs 5/1/13... After being released signed with San Francisco 49ers on 1/7/16... Signed to Bears practice squad 9/26/16

College: Colin started 25 straight games at right tackle ... played in all but one game of the 2010 season mostly on special teams ... back-up at tackle ... played in 12 games, mostly on special teams, in 2009 ... back-up at right tackle ... redshirted in 2008 ... a 2007 first team Greater St. Helens League selection at tight end twice at Kelso ... also played defensive end ... Seattle-Times Red-Chip player ... three-year letterman in basketball and played in the state's all-star game ... lettered one year in baseball.

**47 LASIKE, Paul** **Running Back/Fullback (Rookie)** **BYU**  
**Height: 5-11** **Weight: 232** **Opening Day Age: 25**

Rugby player who played football for the first time after enrolling at BYU... Played in 38 games over three seasons and rushed for 843 yards and 10 TDs on 171 carries (4.9 avg.)... Added 31 catches for 322 yards and 2 TDs while returning 15 kickoffs for 301 yards and tallying 7 special teams tackles... Played in all 13 games (10 starts) as a senior in 2014, running for 364 yards and a career-high 7 TDs on 79 carries... 7 rushing TDs ranked second on the team... Also had career-best numbers in receiving, catching 25 passes for 267 yards and 2 TDs... Started 8-of-13 games played as a junior, rushing for 350 yards and a TD on 59 attempts (5.9 avg.) and adding 5 receptions for 30 yards... Made his football debut in 2012, playing in 12 games and totaling 129 yards and 2 scores on 33 carries while recording 1 25-yard reception... A native of Auckland, New Zealand, he attended Church College of New Zealand prior to BYU... Was an All-American rugby player at BYU and helped the Cougars win three straight national championships (2011-13).

**46 POWELL, Ronald** **Linebacker (3rd Year)** **Florida**  
**Height: 5-10** **Weight: 237** **Opening Day Age: 25**

Career transactions: Drafted in the 5<sup>th</sup> round (169<sup>th</sup> overall) by New Orleans Saints in 2014 draft...Signed to the Tampa Bay Buccaneers practice squad on 11/4/15 after being waived by the Saints...Signed to Bears practice squad on 9/21/16.

2014 – Played in 14 games as a rookie...Recorded six special teams tackles...Made his NFL debut in season opener at Atlanta, Sept. 7 and made one tackle...Posted season-high three stops vs. San Francisco, Nov. 9.

COLLEGE – Two-year starter at the University of Florida in 2011 and 2013...Played in 36 career games with 21 starts...Finished his career with 84 tackles (55 solo), 11 sacks, one forced fumble and two passes defended, leading Gators in quarterback takedowns in two of his final three campaigns...Played in 11 games with eight starts as a redshirt junior in 2013...Finished with 26 tackles (19 solo) and team-high four sacks...Had three tackles and a sack vs. the University of Miami (Fla.)...Missed entire 2012 season with a knee injury...Started 12 games as a sophomore in 2011, missing the Auburn contest with a left knee sprain...Recorded career-high 32 tackles (20 solo), a team-high and career-best six sacks and one forced fumble...Collected season-high five solo tackles that included causing a fumble on a sack and adding another stop behind line of scrimmage vs. Florida State...Appeared in all 13 games with one start as freshman...Finished with 26 tackles (16 solo), a sack and two passes defended...In his first career college start, registered a career-high nine tackles (six solo) vs. Appalachian State...Sociology major.

PERSONAL – Attended Rancho Verde (Moreno Valley, Calif.) HS...Regarded as a five-star prospect by Rivals.com during senior season as the nation's top weak-side defensive end...Also received a five-star grade and was ranked the best overall DE in prep ranks by Scout.com...As senior, totaled over 80 tackles and 13 sacks...Named a USA Today, Parade and EA Sports high school All-American...Selected to play in 2010 U.S. Army All-American Bowl and earned Most Valuable Player honors in addition to being a finalist for U.S. Army Player of the Year Award...Born Ronald Fredrick Powell on May 14, 1991.

**67 STATEN, Jimmy** **Defensive Line (3<sup>rd</sup> Year)** **Middle Tennessee St.**  
**Height: 6-3** **Weight: 311** **Opening Day Age: 25**

Career Transactions: Staten was selected by the Seattle Seahawks in the fifth round (172<sup>nd</sup> overall) of the 2014 NFL Draft. Staten was signed to a rookie contract with Seattle on May 16, 2014, On August 17, 2015, he was waived by the Seahawks. On August 19, 2015, Staten was claimed off waivers by the New York Giants. On September 1, 2015, he was waived by the Giants. On September 7, 2015, the New England Patriots signed Staten to their practice squad. On September 16, 2015, he was released. On September 30, 2015, Staten was signed to the Kansas City Chiefs' practice squad.[8] On January 18, 2016, the Chiefs signed Staten to a future/reserve contract.[9] On September 3, 2016, he was released by the Chiefs

After redshirting the 2009 season, he played in 13 games in the 2010 season, playing 189 snaps. He had 5 tackles. The following season, Staten was given more playing time. He started in all 12 games, and in 615 snaps he racked up 29 tackles, 4 tackles for loss and a sack. While starting all 12 games in the 2012 season, Staten finished the year with 36 tackles, 1.5 tackles for loss, a sack and a QB hurry in 535 snaps.

In 2013, Staten was voted the team captain for the Blue Raiders. In his 12 games and 467 snaps, he recorded 30 tackles, 1.5 tackles for loss, a pass breakup and two QB hurries in his final season. He earned All-Conference USA honorable mention honors after the season.

**UZDAVINIS, Arturo**  
Height: 6-4

**Tackle (Rookie)**  
Weight: 313

**Tulane**  
Opening Day Age: 23

**Transactions:** Signed to Houston Texans on 5/6/16...Cut on 8/30/16...Signed to Bears practice squad 10/24/16.

**College:**

**Career Notes:** Three-year letterman has played in 37 career games with 25 starts...has also posted four career tackles (3 solo, 1 assist)...opens fall practice atop the depth chart at left tackle.

2014: Started all 12 games as a redshirt-junior...helped the offense average 346.8 yards per game (145.5 rushing, 201.25 passing) as a starter on the offensive line...paved the way for 516 total yards (254 rushing, 262 passing) in the season-opener at Tulsa (8/28)...blocked for one 300-yard game through the air on the season at East Carolina (11/22)...off the field, was named to Tulane's 3.0 Club.

2013: Started all 13 games at left tackle as a sophomore...helped the team average 310.6 yards per game (126.1 rushing, 184.5 passing)...instrumental in the offensive rolling up a season-high 482 yards, including a 277-yard rushing effort, vs UTEP (11/23)...paved the way for a season-best 327 passing performance vs South Alabama (9/7).

2012: Played in all 12 games as a redshirt-freshman...primarily served on the Green Wave's field goal/PAT units and also saw time as a reserve along the offensive line.

2011: Did not play as a true freshman...redshirted the season

**High School:** One-year letterman at Jesuit High where he played offensive and defensive line for coach James Harrell...two-star recruit by Rivals.com and ESPN.com...received a scouting grade of 73 and rated the No. 161 offensive tackle in the nation by ESPN.com...helped lead the Tigers to a 11-1 overall record, including a perfect 6-0 mark in District 5-2A action and a trip to the second round of the state playoffs as the offense averaged 132 rushing yards per game...also lettered once in basketball.

**Personal:** Born Arturo Thomas Uzdavinis on Nov. 2, 1992, in Tampa, Fla...son of Thomas and Maria Uzdavinis...has four brothers: Nico, Lucas, Marcos and Thomas; and one sister, Ana Maria...majoring in legal studies.

**69 WILSON, CJ**  
Height: 6-3

**Defensive Line (7<sup>th</sup> Year)**  
Weight: 290

**East Carolina**  
Opening Day Age: 29

**PRO CAREER:** Joins the Bears after stints with the New Orleans Saints, Detroit Lions, Oakland Raiders and Green Bay Packers.

**CAREER TRANSACTIONS:** Drafted in the 6<sup>th</sup> round (170<sup>th</sup> overall) of the 2013 NFL Draft by the Kansas City Chiefs... Waived by the Chiefs (9/5/15)... Signed with the Tampa Bay Buccaneers (9/6/15)... Waived by the Buccaneers (9/14/15)... Signed to the Carolina Panthers practice squad (9/16/15)... Waived by Panthers (10/27/15)... Signed with the Houston Texans (11/3/15)... Waived by Texans (11/15/15)... Signed with the St. Louis Rams (11/17/15)... Waived by Rams (9/3/16)... Signed with Bears (9/4/16).

**2015 SEASON:** Appeared in 12 games, including one start for the Raiders and Lions. Recorded one sack and two tackles for loss.

**COLLEGE CAREER:** As a true freshman in 2006, Wilson recorded at least one sack in five of eight games and led the team with four sacks.

In 2007, as a sophomore, he had statistically the best game of his career at ECU against the Houston Cougars with nine stops, two and a half sacks, and 2.5 tackles for a loss and also blocked a kick. At the end of the season, Wilson earned all-Conference USA (second-team) honors as a selection by the league coaches.

During his junior year, Wilson started all 14 games and extended his streak of starts to 23. He had at least one sack in nine games. During a game against Tulane, he had a season high eight tackles. Wilson finished the season ranked 27<sup>th</sup> in the nation and second in the Conference-USA in sacks. Additionally, Wilson also ranked first in the Conference-USA for tackles for loss. He was named defensive conference player of the year by ESPN and Sporting news, and also earned a first team Conference-USA spot on Phil Steele's All Americans.

In his final year as a Pirate, Wilson again started all 14 games of the season and finished up his career with 37 straight starts. He finished the season with 57 tackles (23 solo), 10.5 for loss, and 5.5 sacks. His performance again earned him Conference-USA defensive player of the year. He was also named to the Ted Hendricks, 40<sup>th</sup> Annual Rotary Lombardi, and Bronko Nagurski award watch lists. Wilson graduated college in 2010 with a degree in Communication.







**2016 CHICAGO BEARS**



**2016 REGULAR SEASON  
GAME RECAPS**

## REGULAR SEASON GAME #1 at HOUSTON

Houston 23, Chicago 14  
Sunday, September 11, 2016 -- NRG Stadium

HOUSTON – The Bears charged out of the gate in Sunday’s season opener at NRG Stadium in Houston, but they faltered down the stretch and limped across the finish line.

The Texans earned a trip to the winner’s circle by outscoring the Bears 13-0 in the second half to turn a 14-10 deficit into a 23-14 victory before a franchise-record crowd of 71,933.

The Bears defense opened with a bang as Tracy Porter intercepted Brock Osweiler on the game’s first possession by ripping the ball away from DeAndre Hopkins at the Chicago 22.

The Bears converted the turnover into a 7-0 lead as Jeremy Langford powered up the middle for a 1-yard touchdown run with 6:58 left in the first quarter.

But the same offense that marched 75 yards and picked up five first downs on its first drive mustered a total of just 71 yards and four first downs over seven possessions in the second half.

Jay Cutler completed 16 of 29 passes for 216 yards with one touchdown, one interception and a 76.2 passer rating. The Bears quarterback was sacked five times, with three coming after the Texans had taken a 20-14 lead early in the fourth quarter.

Receivers Alshon Jeffery (four catches for 105 yards) and Eddie Royal (four catches for 57 yards and one TD) both produced key plays, but they did most of their damage in the first half.

The Bears defense played well at times, especially forcing the Texans to settle for three Nick Novak field goals. But the unit allowed Houston to convert 12-of-20 third-down opportunities (60 percent), enabling the Texans to sustain drives and dominate time of possession 36:19-23:41.

Chicago’s offense, on the other hand, was successful on just 4-of-13 third-down chances (31 percent), including 2-of-8 in the second half (25 percent).

The Bears had a chance to pad their 7-0 lead on their second possession, but Cutler was stopped for no gain on a fourth-and-one sneak at the Texans’ 31. Cutler fumbled the snap from rookie center Cody Whitehair, picked up the ball and was tackled immediately.

The Texans scored the next 10 points, closing the deficit to 7-3 on Novak’s 28-yard field goal early in the second quarter before taking the lead on Osweiler’s 23-yard TD pass to Hopkins in the left back corner of the end zone with 3:14 left in the half.

Houston had a chance to widen the margin on its next possession when rookie receiver Will Fuller slipped behind the Bears defense on a deep pass pattern. But Fuller dropped a perfect throw from Osweiler that could have resulted in an 83-yard touchdown.

The Bears followed by taking a 14-10 lead on Cutler’s 19-yard TD pass to Royal with :07 left in the half, capping a three-play, 75-yard drive that took just :31.

Jeffery put the Bears in position to score by outleaping safety Andre Hal to haul in a 54-yard pass from Cutler.

Hal redeemed himself on the second play of the second half, however, when he dove to intercept a Cutler pass over the middle and returned it 12 yards to the Chicago 25. It appeared that receiver Kevin White stopped running on the play, leading to the turnover.

The Bears forced the Texans to settle for Novak’s 28-yard field goal, closing the gap to 14-13. The kick was deflected by Sherrick McManis, but still had enough steam to make it over the crossbar.

Fuller also avenged his earlier miscue, turning a screen pass into an 18-yard TD that gave the Texans a 20-14 lead with 12:44 remaining in the fourth quarter. The rookie receiver earlier had sustained the drive with a 27-yard reception on third-and-four.

After Novak’s 38-yard field goal made it 23-14 with 6:10 to play, the Bears offense continued to struggle, failing to cross the 50 on its final two possessions.

## BOX SCORE

### Texans 23, Bears 14

NRG Stadium (71,933)  
Sunday, September 11, 2016

CHICAGO	7	7	0	0	14
HOUSTON	0	10	3	10	23

**BEARS** – J.Lanford 9 yd. run (C.Barth kick)(8-75, 4:31) **TEXANS** – N.Novak 28 yd. FG (14-59, 6:19) **TEXANS** – D.Hopkins 23 yd. pass from B.Osweiler (N.Novak kick) (10-61, 4:49)  
**BEARS** – E. Royal 19.yd. pass from J.Cutler (C.Barth kick) (3-75, 0:31) **TEXANS** – N.Novak 28 yd. FG (5-15, 1:50) **TEXANS** – W.Fuller 18 yd. pass from B.Osweiler (N.Novak kick) (9-64, 4:52) **TEXANS** – N.Novak 38 yd. FG (7-46, 2:51)

	BEARS	TEXANS
First downs .....	14	17
Total net yards .....	258	344
Rushes-yards .....	20-73	35-129
Att-comp-net .....	29-16-1	35-22-1
Times thrown-yds lost .....	5-31	2-16
Int-Total TDs .....	1-2	1-2
Punts - avg .....	7-42.3	5-48.6
Penalties-yards .....	4-30	6-69
Fumbles-lost .....	2-0	1-0
Time of possession .....	23:41	36:19

#### RUSHING

**BEARS** – J.Langford 17-57, TD; J.Cutler 2-12; K.Carey 1-4.  
**TEXANS** – L.Miller 28-106; B.Osweiler 4-14; A.Blue 1-4; T.Ervin 1-3; J.Proesch 1-2.

#### RECEIVING

**BEARS** – A.Jeffery 4-105; E.Royal 4-57, TD; K.White 3-34; Z.Miller 3-14; J.Langford 2-6.  
**TEXANS** – W.Fuller 5-107, TD; D.Hopkins 5-54, TD; L.Miller 4-11; S.Anderson 3-25; R.Griffin 2-17; B.Miller 1-6; C.Fiedorowicz 1-6; T.Ervin 1-5.

#### PASSING

**BEARS** – J.Cutler 29-16-216, 1 TD, 1 INT.  
**TEXANS** – B.Osweiler 35-22-231, 2 TDs, 1 INT.

#### PUNT RETURNS

**BEARS** – E.Royal 4-40.  
**TEXANS** – T.Ervin 3-29.

#### KICKOFF RETURNS

**BEARS** – D.Thompson 5-103  
**TEXANS** – T.Ervin 3-73

#### INTERCEPTIONS

**BEARS** – T.Porter 1-3  
**TEXANS** – A.Hal 1-12

#### SACKS

**BEARS** – D.Trevathan 1-7; L.Floyd 0.5-4.5; E.Goldman 0.5-4.5  
**TEXANS** – W.Mercilus 2-16; J.Simon 1-8; J.Clowney 1-1; A.Bouye 1-6



## REGULAR SEASON GAME #2 vs. PHILADELPHIA

Philadelphia 29, Chicago 14  
Monday, September 19, 2016 -- Soldier Field

The Bears showed some signs of progress early in their home opener Monday night against the Philadelphia Eagles, but all positive vibes dissipated during a disastrous second half.

Trailing just 9-7 at halftime, the Bears committed turnovers on three of their first four drives of the second half and allowed Eagles touchdowns on three straight possessions in a 29-14 loss.

Making matters worse, seven Bears players left Monday night's game with injuries, including four starters: quarterback Jay Cutler (right thumb), outside linebacker Lamarr Houston (knee), defensive tackle Eddie Goldman (ankle) and safety Adrian Amos (concussion).

Cutler hurt the thumb on his throwing hand early in the game and aggravated it when he was sacked and lost a fumble on the opening drive of the second half. He exited late in the third quarter after his pass intended for Alshon Jeffery was intercepted by Nigel Bradham.

The Eagles took control of the game by scoring two touchdowns in a :21 span late in the third quarter, increasing their lead from 9-7 to 22-7. After the Bears allowed their first TD of the night on Ryan Mathews' 3-yard run, Cutler was picked off by Bradham, who returned it 28 yards to the Chicago 2. Cutler said his sore thumb affected the throw.

The Eagles converted the turnover into Carson Wentz's 2-yard TD pass to Trey Burton. Caleb Sturgis missed the extra point, but Philadelphia still led 22-7. Wentz completed 21 of 34 passes for 190 yards with one TD, no interceptions and an 86.6 passer rating.

In addition to the four starters who exited, the Bears also lost running back Ka'Deem Carey (hamstring), nickel back Bryce Callahan (concussion) and safety Chris Prosinski (calf) to injuries.

The Bears have now been outscored 33-7 in the second half of their first two games, with the only points coming Monday night on Eddie Royal's nifty 65-yard punt return touchdown that cut Philadelphia's lead to 29-14 with 5:09 left in the fourth quarter.

Things weren't as dire in the first half Monday night. The Bears held the Eagles out of the end zone and took a 7-3 lead on Jeremy Langford's 1-yard TD run early in the second quarter. The score was set up by Jeffery's 49-yard reception from Cutler to the Philadelphia 5.

The Bears actually had a chance to even the score on their previous possession after Royal turned a screen pass into a 31-yard gain. But Connor Barth missed a 31-yard field goal attempt late in the first quarter, hitting the left upright.

It was that kind of night for the Bears, who have now started back-to-back seasons 0-2 for the first time since 1997-98 and have dropped 11 of their last 12 home games dating back to 2014.

But with a short week ahead, the Bears will quickly put Monday night's deflating loss behind them and start preparing for Sunday night's game against the Cowboys.

## BOX SCORE

### Eagles 29, Bears 14

Soldier Field (62,268)  
Monday, September 19, 2016

PHILADELPHIA	3	6	13	7	29
CHICAGO	0	7	0	7	14

**EAGLES** – C.Sturgis 25 yd. FG **BEARS** – J.Langford 1 yd. run (C.Barth kick) **EAGLES** – C.Sturgis 29 yd. FG **EAGLES** – C.Sturgis 53 yd. FG **EAGLES** – R.Mathews 3 yd. run (C.Sturgis kick) **EAGLES** – T.Burton 2 yd. pass from C.Wentz (kick failed) **EAGLES** – R.Mathews 1 yd. run (C.Sturgis kick) **BEARS** – E.Royal 65 yd. punt return (C.Barth kick).

	EAGLES	BEARS
First downs	21	16
Total net yards	280	284
Rushes-yards	32-100	18-64
Att-comp-net	34-21-180	29-21-220
Times thrown-yds lost	2-10	3-15
Int-Total TDs	0-3	1-2
Punts - avg	5-43.6	4-37.8
Penalties-yards	1-28	0-0
Fumbles-lost	0-0	2-2
Time of possession	36:05	23:55

#### RUSHING

**EAGLES** – D.Sproles 12-40; R.Mathews 9-32, 2 TDs; W.Smallwood 2-16; C.Wentz 6-10; K.Barner 2-2; J.Huff 1-0  
**BEARS** – J.Langford 11-28, TD; J.Howard 3-22; K.White 1-9; K.Carey 2-3; P.Lasike 1-2

#### RECEIVING

**EAGLES** – J.Mathews 6-71; T.Burton 5-49, TD; N.Agholor 4-42; D.Green-Beckham 2-18; D.Sproles 2-8; R.Mathews 1-3; J.Huff 1-(-1)  
**BEARS** – A.Jeffery 5-96; E.Royal 4-52; K.White 4-36; Z.Miller 4-33; J.Howard 2-9; J.Langford 1-6; K.Carey 1-3

#### PASSING

**EAGLES** – C.Wentz 34-21-190, 1 TD  
**BEARS** – J.Cutler 17-12-157, 1 INT; B.Hoyer 12-9-78

#### PUNT RETURNS

**EAGLES** – None  
**BEARS** – E.Royal 1-65, TD

#### KICKOFF RETURNS

**EAGLES** – W.Smallwood 1-30; J.Huff 1-27  
**BEARS** – D.Thompson 2-42; B.Callahan 1-17; K.Carey 1-16; J.Bellamy 1-15

#### INTERCEPTIONS

**EAGLES** – N.Bradham 1-28  
**BEARS** – None

#### SACKS

**EAGLES** – B.Graham 1-1; M.Jenkins 1-10; D.Vaeao1-4  
**BEARS** – W.Young 1-7; S.Acho 1-3

## REGULAR SEASON GAME #3 at DALLAS

Dallas 31, Chicago 17  
Sunday, September 25, 2016 -- AT&T Stadium

ARLINGTON, Texas – The Bears struggled in the second half in their first two games this season. But Monday night in Dallas it was the first 30 minutes that did them in.

In a battle of backup quarterbacks, the Cowboys dominated on both sides of the ball from the outset, scoring three touchdowns and one field goal on their four first-half possessions to take a commanding 24-3 lead in cruising to a 31-17 victory.

In the first half, Dallas held decisive advantages not only on the scoreboard but on the stat sheet in first downs (19-4), total yards (274-114) and time of possession (21:47-8:08).

The Bears briefly made the contest respectable in the second half, finally stopping the Cowboys by generating a takeaway and drawing to within 24-10. But Dallas (2-1) pulled away, snapping an eight-game home losing streak that dated back to last year's season opener.

With the loss, the Bears have now opened back-to-back seasons 0-3 for the first time since Dave Wannstedt's final two years as coach in 1997-98.

Starting in place of the injured Tony Romo, Cowboys rookie quarterback Dak Prescott completed 19 of 24 passes for 248 yards with one touchdown, no interceptions and a 123.6 passer rating. The fourth-round pick also rushed for 36 yards and one TD on four attempts.

Dallas rookie tailback Ezekiel Elliott gashed the Bears run defense for 140 yards on 30 carries.

The Cowboys raced to a 17-0 lead on Prescott's 1-yard touchdown sneak, Dan Bailey's 49-yard field goal and Lance Dunbar's 1-yard TD run before the Bears had even picked up a first down.

Prescott set up the Cowboys' first two touchdowns by completing passes to the Bears' 1-yard line, first an 18-yarder to tight end Jason Witten and later a 29-yarder to receiver Cole Beasley.

The Bears have been now been beaten by rookie quarterbacks in back-to-back games, having lost to Carson Wentz and the Eagles 29-14 last Monday night in Chicago.

Bears backup quarterback Brian Hoyer was solid subbing for the injured Jay Cutler, completing 30 of 49 passes for 317 yards with two TDs, no interceptions and a 93.7 rating. But 246 of his yards came in the second half when Dallas never led by fewer than 14 points.

The Bears defense stopped the Cowboys for the first time on their first possession of the second half. Terrance Williams caught a 47-yard pass across the middle. But Jacoby Glenn stripped the ball and Adrian Amos scooped it up, returning it 21 yards to the Chicago 37.

The Bears converted the turnover into their first touchdown as Hoyer capped an 11-play, 63-yard drive with a 2-yard TD pass to Zach Miller on fourth-and-goal, cutting the deficit to 24-10 midway through the third quarter.

But the Cowboys answered as Prescott rifled a 17-yard touchdown pass to Dez Bryant, widening the margin to 31-10 early in the fourth quarter.

Hoyer and Miller hooked up again for a 6-yard TD pass with 6:28 remaining, drawing the Bears to within 31-17. But that's as close as they would get.

## BOX SCORE

### Cowboys 31, Bears 17

AT&T Stadium (90,554)  
Sunday, September 25, 2016

CHICAGO	0	3	7	7	17
DALLAS	10	14	0	7	31

**COWBOYS** – D.Prescott 1 yd. run (D.Bailey kick) **COWBOYS** – D.Bailey 49 yd. FG **COWBOYS** – L.Dunbar 1yd. run (D.Bailey kick) **BEARS** – C.Barth 34 yd. FG **COWBOYS** – A.Morris 3 yd. run (Bailey kick) **BEARS** – Z.Miller 2 yd. pass from B.Hoyer (C.Barth kick) **COWBOYS** – D.Bryant 17 yd. pass from D.Prescott (D.Bailey kick) **BEARS** – Z. Miller 6 yd. pass from B.Hoyer (C.Barth kick)

	BEARS	COWBOYS
First downs .....	21	25
Total net yards .....	390	447
Rushes-yards .....	15-73	31-199
Att-comp-net.....	49-30-317	24-19-248
Times thrown-yds lost.....	0-0	0-0
Int-Total TDs .....	0-2	0-4
Punts - avg .....	4-39.8	3-46.7
Penalties-yards.....	6-45	4-45
Fumbles-lost.....	4-2	1-1
Time of possession.....	24:41	35:19

#### RUSHING

**BEARS** – J. Howard 9-45; J.Langford 3-31; B. Hoyer 3-(-3)  
**COWBOYS** – E.Elliott 30-140; D.Prescott 4-36, 1 TD; A.Morris 5-19, 1 TD; L.Whitehead 1-3; L.Dunbar 1-1, 1TD

#### RECEIVING

**BEARS** – Z.Miller 8-78, 2 TD; K.White 6-62; A.Jeffery 5-70; J.Howard 4-47; E.Royal 3-21; C.Meredith 2-24; J.Langford 20-15  
**COWBOYS** – C.Beasley 7-73; T.Williams 4-88; D.Bryant 3-40, 1 TD; J.Witten 2-25; E.Elliott 2-20; A.Morris 1-2

#### PASSING

**BEARS** – B. Hoyer 49-30-317, 2 TDs  
**COWBOYS** – D.Prescott 24-19-248, 1 TD

#### PUNT RETURNS

**BEARS** – E.Royal 2-17  
**COWBOYS** – L.Whitehead 1-3

#### KICKOFF RETURNS

**BEARS** – D.Thompson 1-22  
**COWBOYS** – L.Whitehead 1-25

#### INTERCEPTIONS

**BEARS** – None  
**COWBOYS** – None

#### SACKS

**BEARS** – None  
**COWBOYS** – None

## REGULAR SEASON GAME #4 vs. DETROIT

Chicago 17, Detroit 14  
Sunday, October 2, 2016 -- Soldier Field

Fueled by an efficient offense and a motivated defense, the Bears recorded their first win of the season Sunday at Soldier Field with a 17-14 victory over the Detroit Lions.

Brian Hoyer passed for 302 yards and two touchdowns, rookie Jordan Howard rushed for 111 yards on 23 carries in his first NFL start and veteran Eddie Royal caught seven passes for 111 yards and one TD for an offense that compiled 408 yards and did not commit a turnover.

Rebounding from a poor performance last Sunday night in Dallas, the Bears defense did not allow a touchdown, produced two key interceptions and made a critical goal-line stand. The same run defense that was gashed for 199 yards by the Cowboys held the Lions to just 66 yards.

With Sunday's win, the Bears (1-3) snapped a six-game home losing streak that began last October and a six-game skid to the Lions that dated back to 2012.

The Bears dominated the stat sheet in the first half but led only 7-3 at halftime. They held big advantages in total yards (230-99), first downs (15-5) and time of possession (19:36-10:24).

Royal's leaping 4-yard touchdown reception from Hoyer gave the Bears a 7-0 lead with 6:35 left in the first quarter, capping a 12-play, 83-yard drive. Hoyer scrambled to his right and hit Royal, who snared the high throw with cornerback Nevin Lawson on his back.

After the Lions cut the deficit to 7-3 on Matt Prater's 50-yard field goal with 2:19 left in the first half, the Bears had a chance to answer. But Connor Barth missed a 50-yard try wide right.

The Lions reached the Bears' 22 with :16 remaining in the half. But Matthew Stafford's errant pass was intercepted by Jacoby Glenn at the 13. The pick resulted from miscommunication between Stafford and receiver Golden Tate, who didn't break off his route.

The Lions opened the second half by marching 68 yards to the Bears' 1. On third-and-goal from the 1, John Timu shot up the middle and dropped Zach Zenner for a two-yard loss. Detroit settled for Prater's 21-yard field goal, but the Bears maintained a 7-6 lead.

Timu's play swung the game's momentum to the Bears, and their offense responded by scoring on its next two drives. Hoyer's 6-yard TD pass to a wide open Zach Miller made it 14-6 with 3:34 late in the third quarter. The touchdown was set up by Royal's 64-yard catch and run over the middle on third-and-11, the Bears' longest play from scrimmage this season.

In two and a half games this year, Hoyer has completed 69.1 percent of his passes for 697 yards with four touchdowns, no interceptions and a 103.3 passer rating.

After Barth's 25-yard field goal made it 17-6 early in the fourth quarter, rookie Deiondre Hall thwarted a Detroit drive by intercepting a Stafford pass at the Chicago 14 with 4:03 to play.

The Lions put a scare into the Bears and their partisan crowd when Andre Roberts returned a punt 85 yards for a touchdown with 1:52 remaining. Stafford and Tate connected on the subsequent two-point conversion pass to draw Detroit to within 17-14.

But Sam Acho recovered the ensuing onside kick and the Bears ran out the clock to record their first victory after season-opening losses to the Texans, Eagles and Cowboys.

## BOX SCORE

### Bears 17, Lions 14

Soldier Field (60,841)  
Sunday, October 2, 2016

DETROIT	0	3	3	8	14
CHICAGO	7	0	7	3	17

**BEARS** – E.Royal 4 yd. pass from B.Hoyer (C.Barth kick)  
**LIONS** – M.Prater 50 yd. FG **LIONS** – M.Prater 21 yd. FG  
**BEARS** – Z.Miller 6 yd. pass from B.Hoyer (C.Barth kick)  
**BEARS** – C.Barth 25 yd. FG **LIONS** – A.Roberts 85 yd punt return (M.Stafford-G.Tate pass)

	LIONS	BEARS
First downs .....	16	23
Total net yards .....	263	408
Rushes-yards .....	18-66	29-114
Att-comp-net .....	36-23-197	36-28-302
Times thrown-yds lost .....	2-16	2-8
Int-Total TDs .....	2-1	0-2
Punts - avg .....	5-49.0	4-49.0
Penalties-yards .....	10-76	8-55
Fumbles-lost .....	0-0	0-0
Time of possession .....	26:46	33:14

#### RUSHING

**LIONS** – T.Riddick 11-31; M.Stafford 2-17; Z.Zenner 3-12; D.Washington 2-6  
**BEARS** – J.Howard 23-111; J.Bell 3-6; B.Hoyer 3-(-3)

#### RECEIVING

**LIONS** – A.Boldin 6-31; M.Jones 5-74; E.Ebron 4-42; T.Riddick 4-27; Z.Zenner 1-22; D.Washington 1-8; A.Roberts 1-8; G.Tate 1-1  
**BEARS** – E.Royal 7-111; K.White 6-55; C.Meredith 4-28; A.Jeffery 3-46; Z.Miller 3-31; J.Howard 3-21; L.Paulsen 2-10

#### PASSING

**LIONS** – M.Stafford 23-36-213, 0 TD, 2 INT  
**BEARS** – B.Hoyer 28-36-302, 2 TD, 0 INT

#### PUNT RETURNS

**LIONS** – A.Roberts 2-100, TD  
**BEARS** – E.Royal 3-17

#### KICKOFF RETURNS

**LIONS** – A.Roberts 3-71  
**BEARS** – D.Thompson 1-29

#### INTERCEPTIONS

**LIONS** – None  
**BEARS** – J.Glenn 1-21; D.Hall 1-0

#### SACKS

**LIONS** – D.Slay 1-7; K.Hyder 1-1  
**BEARS** – M.Unrein 1-7; C.Washington 1-9

## REGULAR SEASON GAME #5 at INDIANAPOLIS

Indianapolis 29, Chicago 23  
Sunday, October 9, 2016 -- Lucas Oil Stadium

INDIANAPOLIS – Quarterback Brian Hoyer helped the Bears rally to erase a fourth-quarter deficit Sunday in Indianapolis, but his Colts counterpart answered with a comeback of his own.

After Hoyer engineered a 96-yard drive capped by a 21-yard touchdown pass to Jordan Howard that gave the Bears a 23-19 lead with 7:04 remaining, Andrew Luck hit T.Y. Hilton with a 35-yard scoring strike to put the Colts back on top 26-23 en route to a 29-23 victory.

Indianapolis tacked on its final points on Adam Vinatieri's fifth field goal of the game without a miss, a 46-yarder with 3:43 to play, after recovering a Cameron Meredith fumble.

Down by six points, the Bears reached the Colts' 25 with 1:52 remaining. But right tackle Bobby Massie drew a holding penalty on third-and-five and Hoyer eventually threw incomplete over the middle on fourth-and-eight, turning the ball over on downs with :57 to play.

Making his third straight start in place of the injured Jay Cutler, Hoyer became the second quarterback in Bears history to pass for 300 yards in three straight games-joining Josh McCown-and the first to do it without throwing an interception.

Hoyer completed 33 of 43 passes for a career-high 397 yards with two TDs and a 120.0 passer rating, the identical rating he posted last Sunday in a win over the Lions. The 397 yards were the fifth most in Bears history and the most since Jim Miller's 422 yards on Nov. 14, 1999.

Hoyer, who was not sacked, wasn't the only member of the offense who performed well in place of an injured starter. Replacing running back Jeremy Langford and receiver Kevin White, respectively, Howard rushed for 118 yards on 16 carries and caught three passes for 45 yards including the go-ahead touchdown, and Meredith had nine receptions for 130 yards and one TD.

As a team, the Bears amassed 522 total yards, their most since Sept. 24, 1989 when they had 542 in a win over the Lions. The 522 yards are the most they've had in a loss since at least 1940.

After allowing three field goals and a touchdown on four Colts possessions in the first half, the Bears defense tightened up, pressuring Luck and producing three-and-outs on three of Indianapolis' first four drives of the second half.

Without injured outside linebackers Lamarr Houston, Pernell McPhee and Leonard Floyd, Willie Young picked up the slack by registering three of the Bears' five sacks in the game.

Luck completed 28 of 39 passes for 322 yards with two TDs, no interceptions and a 113.4 rating. Hilton caught 10 passes for 171 yards. On his go-ahead TD on a post pattern late in the game, Hilton beat cornerback Jacoby Glenn, who had entered the contest in the second half after Bryce Callahan exited with a hamstring injury.

The Bears had trailed 19-13 opening the fourth quarter before Connor Barth's 24-yard field goal cut the margin to 19-16 with 13:31 to play.

After Young's third-down sack forced a Colts punt, the Bears took over at their own 4. Hoyer proceeded to complete 6 of 6 passes for 74 yards in marching his team to a go-ahead TD, which came when he dumped off a short pass over the middle to Howard, who raced into the end zone.

Unfortunately, that didn't prevent the Bears from falling to 1-4, their worst five-game start since they also opened 1-4 in 2004 in Lovie Smith's first season as coach.

## BOX SCORE

### Colts 29, Bears 23

Lucas Oil Stadium (66,622)  
Sunday, October 9, 2016

CHICAGO	3	10	0	10	23
INDIANAPOLIS	3	13	3	10	29

**BEARS** – C.Barth 35 yd. FG **COLTS** – A.Vinatieri 54 yd. FG  
**COLTS** – D.Allen 1 yd. pass from A.Luck (A.Vinatieri kick)  
**BEARS** – C. Barth 49 yd. FG **COLTS** – A.Vinatieri 53 yd. FG  
**BEARS** – C.Meredith 14 yd. pass from B.Hoyer (C.Barth kick)  
**COLTS** – A.Vinatieri 26 yd. FG **COLTS** – A.Vinatieri 41 yd. FG  
**BEARS** – C.Barth 24 yd. FG **BEARS** – J.Howard 21 yd. pass from B.Hoyer (C.Barth kick) **COLTS** – T.Hilton 35 yd. pass from B.Hoyer (C.Barth kick) **COLTS** – A.Vinatieri 46 yd. FG

	BEARS	COLTS
First downs .....	25	20
Total net yards .....	522	396
Rushes-yards .....	19-125	21-98
Att-comp-net .....	43-33-397	3928-298
Times thrown-yds lost .....	0-0	5-24
Int-Total TDs .....	0-2	0-2
Punts - avg .....	2-46.0	3-63.3
Penalties-yards .....	10-80	9-68
Fumbles-lost .....	3-1	2-0
Time of possession .....	30:05	29:55

#### RUSHING

**BEARS** – J. Howard 16-118; C.Meredith 1-6; K.Carey 1-2; B.Hoyer 1-(-1)  
**COLTS** – F.Gore 14-75; A.Luck 5-13; Q.Bray 1-7; J.Ferguson 1-3

#### RECEIVING

**BEARS** – C.Meredith 9-130, 1 TD; Z.Miller 7-73; E.Royal 7-43; A.Jeffery 5-77; J.Howard 3-45, 1 TD; K.Carey 1-15; J.Bellamy 1-14  
**COLTS** – T.Hilton 10-171, 1 TD; D.Allen 6-50, 1 TD; C.Rodgers 3-24; Q.Bray 2-29; P.Dorsett 2-26; J.Ferguson 2-10; J.Doyle 2-8; F.Gore 1-4

#### PASSING

**BEARS** – B. Hoyer 43-33-397, 2 TDs  
**COLTS** – A.Luck 39-28-322 2 TDs

#### PUNT RETURNS

**BEARS** – None  
**COLTS** – Q.Bray 1-20

#### KICKOFF RETURNS

**BEARS** – D.Thompson 3-73  
**COLTS** – Q.Bray 2-52; J.Todman 1-21

#### INTERCEPTIONS

**BEARS** – None  
**COLTS** – None

#### SACKS

**BEARS** – W.Young 3-13; J.Bullard 1-3; A.Hicks 1-8  
**COLTS** – None

## REGULAR SEASON GAME #6 vs. JACKSONVILLE

Jacksonville 17, Chicago 16  
Sunday, October 16, 2016 -- Soldier Field

When the Bears took a 13-0 lead into the fourth quarter of Sunday's game against Jacksonville, it appeared they were well on their way to a second straight home victory.

But the Jaguars rallied to score 10 points in a 2:10 span late in the final period to turn a 16-7 deficit into a shocking 17-16 victory before 55,614 stunned fans at Soldier Field.

Jacksonville cut the deficit to 16-10 on Jason Myers' 30-yard field goal with 4:59 remaining and got the ball back just 1:41 later after the Bears went three-and-out.

Four plays later, Arrelious Benn caught a 51-yard touchdown pass from Blake Bortles to give the Jaguars their first lead of the game with 2:49 left. The Bears blitzed on the play and veteran Tracy Porter fell down in coverage, enabling Benn to make a sliding catch, get back to his feet and run untouched into the end zone.

The Bears reached the Jaguars' 44 on their final drive. But Jordan Howard was penalized for holding and rookie cornerback Jalen Ramsey broke up Brian Hoyer's pass intended for Alshon Jeffery over the middle on fourth-and-10 with :57 to play.

With the loss, the Bears fell to 1-5 for the first time since 2004 and have now dropped 16 of their last 20 home games dating back to 2013. The Jaguars (2-3) arrived at Soldier Field Sunday having lost 17 of their last 18 road contests.

Sunday marked the first time the Bears lost after leading by at least 13 points entering the fourth quarter since Sept. 19, 1999 when the Seahawks turned a 13-0 deficit into a 14-13 win at Soldier Field.

Hoyer made history Sunday, becoming the first quarterback in Bears history to pass for at least 300 yards in four straight games. He also extended his streak of passes without an interception this season to 189, most in the NFL and just 16 short of Kyle Orton's team record.

Hoyer completed 30 of 49 passes for 302 yards and a 78.8 passer rating.

But the Bears scored just one touchdown on four trips in the red zone, settling for three field goals after reaching the Jacksonville 18, 6 and 9.

The Bears led 10-0 at halftime, the first time they shut out an opponent in the first half since Oct. 22, 2012 in a 13-7 win over the Lions at Soldier Field.

The Jaguars marched the length of the field on their first possession Sunday before Porter intercepted a Bortes pass that deflected off a tumbling Allen Robinson in the end zone.

The Bears converted the turnover into a 3-0 lead on Connor Barth's 36-yard field goal early in the second quarter. Howard later capped an impressive 16-play, 86-yard drive with a 1-yard touchdown run, widening the margin to 10-0 with 4:29 left in the half.

The Bears were 5-of-5 on third down on their only touchdown drive of the day, matching the most successful third-down conversions they've had in an entire game this season. Hoyer was 4-of-4 for 57 yards in converting four third downs on the possession.

The Bears were 7-of-10 on third down in the first half but 0-of-7 in the second half—just one of many reasons they lost for the fifth time in six games this season.

## BOX SCORE

### Jaguars 17, Bears 16

Soldier Field (61,054)  
Sunday, October 16, 2016

JACKSONVILLE	0	0	0	17	17
CHICAGO	0	10	3	3	16

**BEARS** – C.Barth 36 yd. FG **BEARS** – J.Howard 1 yd. run (C.Barth kick) **BEARS** – C.Barth 24 yd. FG **JAGUARS** – C.Ivory 1 yd. run (J.Myers kick) **BEARS** – C.Barth 32 yd. FG **JAGUARS** – J.Myers 30 yd. FG **JAGUARS** – A.Benn 51 yd. pass from B.Bortles (J.Myer kick)

	JAGUARS	BEARS
First downs .....	20	22
Total net yards .....	317	389
Rushes-yards .....	20-54	27-92
Att-comp-net .....	33-20-263	49-30-297
Times thrown-yds lost .....	2-8	1-5
Int-Total TDs .....	1-2	0-1
Punts - avg .....	5-55.0	6-43.5
Penalties-yards .....	5-50	10-87
Fumbles-lost .....	2-1	1-0
Time of possession .....	24:13	35:47

#### RUSHING

**JAGUARS** – C.Ivory 11-32, TD; T.Yeldon 6-21; B.Bortles 3-1  
**BEARS** – K.Carey 9-50; J.Howard 15-34; J.Bellamy 1-7;  
P.Lasike 1-1; B.Hoyer 1-0

#### RECEIVING

**JAGUARS** – M.Lee 6-61; A.Hurns 5-74; A.Robinson 3-49;  
J.Thomas 2-28; C.Ivory 2-3; A.Benn 1-51, TD; T.Yeldon 1-5  
**BEARS** – C.Meredith 11-113; A.Jeffery 7-93; Z.Miller 6-36;  
E.Royal 4-54; J.Howard 2-6

#### PASSING

**JAGUARS** – B.Bortles 20-33-271, 1 TD, 1 INT  
**BEARS** – B.Hoyer 30-49-302, 0 TDs, 0 INTs

#### PUNT RETURNS

**JAGUARS** – M.Lee 1-3  
**BEARS** – E.Royal 3-14

#### KICKOFF RETURNS

**JAGUARS** – M.Lee 1-26  
**BEARS** – None

#### INTERCEPTIONS

**JAGUARS** – None  
**BEARS** – T.Porter 1-25

#### SACKS

**JAGUARS** – Y.Ngakoue 1-5  
**BEARS** – W.Young 2-8

## REGULAR SEASON GAME #7 at GREEN BAY

Green Bay 26, Chicago 10  
Thursday, October 20, 2016 -- Lambeau Field

GREEN BAY, Wis. - The snake-bitten Bears lost another game and more key players to injuries on a forgettable Thursday night at Lambeau Field.

After taking a 10-6 lead early in the second half on their first defensive touchdown in 35 games, the Bears allowed Aaron Rodgers to throw three short TD passes to cap consecutive drives of 85, 88 and 74 yards as the Packers rallied for a 26-10 victory.

Bears quarterback Brian Hoyer, who was making his fifth straight start in place of the injured Jay Cutler, sustained a broken left arm early in the second quarter when he was hit by Clay Matthews and Julius Peppers while throwing an incomplete pass.

Hoyer exited after completing just 4 of 11 passes for 49 yards and a 50.9 passer rating. The Bears did not cross the 50 on his three possessions, all of which ended with punts.

Replacement Matt Barkley struggled in making his season debut, connecting on 6 of 15 passes for 81 yards with two interceptions and an 18.3 rating.

Already playing without quarterback Cutler (thumb), running back Jeremy Langford (ankle), receivers Kevin White (leg) and Eddie Royal (toe), center Hroniss Grasu (knee) and left guard Josh Sitton (ankle), the Bears also lost right guard Kyle Long to an arm injury in the first half.

Depleted by injuries, the Bears offense never advanced beyond the Packers' 21 all game.

The Bears trailed 6-3 at halftime, but it could have been a lot worse if not for three key plays by defensive back Cre'Von LeBlanc.

LeBlanc knocked a sure touchdown pass out of the hands of Randall Cobb in the end zone, stopped Ty Montgomery for no gain on fourth-and-goal from the 1 and shoved Cobb out of the back of the end zone as he caught a pass, preventing him from getting both feet in bounds.

Mason Crosby's 32-yard field goal gave the Packers a 3-0 lead midway through the first quarter before Connor Barth countered with a 39-yarder, tying the score with 1:56 left in the second quarter. Crosby followed with a 40-yarder to make it 6-3 with :17 remaining in the half.

Rookie Leonard Floyd then gave the Bears a huge boost early in the third quarter, sacking Rodgers and forcing a fumble that Floyd recovered in the end zone for a touchdown. The Bears' first defensive TD since Sept. 22, 2014 gave them a short-lived 10-6 lead.

The boos that rained down on the Packers at that point may have served as a wakeup call. Rodgers followed by leading three long scoring drives capped by touchdown passes of 5 and 4 yards to Davante Adams and 2 yards to Cobb.

Rodgers avenged last year's Thanksgiving night loss to the Bears in Green Bay by completing 39 of 56 passes for 326 yards, three TDs and a 102.2 passer rating.

Three receivers caught at least 10 passes from Rodgers—Adams (13 for 132 yards), Cobb (11-95) and Montgomery (10-66), who rushed for a game-high 60 yards on nine carries for a Packers offense that played without injured running backs Eddie Lacy and James Starks.

With the Bears forced to play inexperienced cornerbacks Jacoby Glenn and De'Vante Bausby because of injuries, Rodgers repeatedly targeted the young players. Bausby struggled, drawing three penalties for pass interference, illegal contact and holding.

With the loss, the Bears fell to 1-6, their worst seven-game start since they were also 1-6 in 2000. They return to action a week from Monday night when they host the NFL's lone remaining undefeated team, the 5-0 Vikings, at Soldier Field.

## BOX SCORE

### Packers 26, Bears 10

Lucas Oil Stadium (78,217)  
Thursday, October 20, 2016

CHICAGO	0	3	7	0	10
INDIANAPOLIS	3	3	7	13	26

**PACKERS** – M.Crosby 32 yd. FG **BEARS** – C.Barth 39 yd. FG **PACKERS** – M.Crosby 40 yd. FG **BEARS** – L.Floyd FR in endzone (C.barth kick) **PACKERS** – D.Adams 5 yd pass from A.Rodgers (M.Crosby kick) **PACKERS** – D.Adams 4 yd pass from A.Rodgers (M.Crosby kick) **PACKERS** – R.Cobb 2 yd pass from A. Rodgers (kick failed)

	BEARS	PACKERS
First downs .....	13	32
Total net yards .....	189	406
Rushes-yards .....	18-69	23-103
Att-comp-net .....	26-10-120	56-39-303
Times thrown-yds lost .....	1-10	2-23
Int-Total TDs .....	2-1	0-3
Punts - avg .....	5-45.0	1-46.0
Penalties-yards .....	10-108	9-56
Fumbles-lost .....	0-0	2-1
Time of possession .....	20:24	39:36

#### RUSHING

**BEARS** –K.Carey 10-48; J.Howard 7-22; M.Barkley 1-(-1)  
**PACKERS** – T.Montgomery 9-60; R.Cobb 5-21; A.Ripkowski 3-8; A.Rodgers 2-7; D.Jackson 2-6; K.Davis 2-1

#### RECEIVING

**BEARS** – A.Jeffery 3-33; Z.Miller 2-40; J.Bellamy 2-32; C.Meredith 1-12; K.Carey 1-9; D.Thompson 1-4  
**PACKERS** – D.Adams 13-132, 2 TDs; R.Cobb 11-95, 1 TD; T.Montgomery 10-66; J.Janis 2-9; J.Nelson 1-9; Aripkowski 1-8; R.Rodgers 1-7

#### PASSING

**BEARS** – M.Barkley 15-6-81, 0 TDs, 2 INTs; B.Hoyer 11-4-49, 0 TDs, 0 INTs  
**PACKERS** – A.Rodgers 56-39-326, 3 TDs

#### PUNT RETURNS

**BEARS** – None  
**PACKERS** – T.Davis 1-6

#### KICKOFF RETURNS

**BEARS** – D.Thompson 2-28  
**PACKERS** – K.Davis 1-18; J.Janis 1-17

#### INTERCEPTIONS

**BEARS** – None  
**PACKERS** – B.Martinez 1-4; N.Perry 1-0

#### SACKS

**BEARS** – L.Floyd 2-23  
**PACKERS** – N.Perry 1-10

# National Football League Game Summary

NFL Copyright © 2016 by The National Football League. All rights reserved. This summary and play-by-play is for the express purpose of assisting media in their coverage of the game; any other use of this material is prohibited without the written permission of the National Football League. Updated: 10/21/2016

Date: Thursday, 10/20/2016

## Chicago Bears at Green Bay Packers

Start Time: 7:26 PM CDT

at Lambeau Field, Green Bay, WI

### Game Day Weather

Temp: 47° F (8.3° C) Humidity: 63%, Wind: N 10 mph  
Wind Chill: 42

Played Outdoor on Turf: DD GrassMaster

### Officials

Referee: Parry, John (132)      Umpire: Pellis, Mark (131)      Head Linesman: McGrath, John (5)  
Line Judge: Spanier, Mike (90)      Side Judge: Washington, Keith (7)      Field Judge: Walker, Jabir (26)  
Back Judge: Paganelli, Perry (46)      Replay Official: McGrath, Bob ()

### Lineups

Chicago Bears			Green Bay Packers				
Offense		Defense	Offense		Defense		
WR 17	A.Jeffery	DE 96	A.Hicks	WR 87	J.Nelson	NT 98	L.Guion
LT 72	C.Leno	DE 98	M.Unrein	LT 69	D.Bakhtiari	DT 76	M.Daniels
LG 64	E.Kush	OLB 94	L.Floyd	LG 65	L.Taylor	LOLB 53	N.Perry
C 65	C.Whitehair	ILB 50	J.Freeman	C 73	J.Tretter	ILB 47	J.Ryan
RG 75	K.Long	OLB 97	W.Young	RG 70	T.Lang	ILB 50	B.Martinez
RT 70	B.Massie	CB 21	T.Porter	RT 75	B.Bulaga	ROLB 52	C.Matthews
TE 86	Z.Miller	S 29	H.Jones-Quartey	TE 82	R.Rodgers	LCB 39	D.Goodson
QB 2	B.Hoyer	S 38	A.Amos	WR 18	R.Cobb	RCB 36	L.Gunter
RB 24	J.Howard	CB 22	C.LeBlanc	WR 17	D.Adams	SS 42	M.Burnett
TE 84	B.Braunecker	S 31	C.Probinski	QB 12	A.Rodgers	FS 21	H.Clinton-Dix
TE 82	L.Paulsen	CB 37	B.Callahan	RB 88	T.Montgomery	CB 33	M.Hyde

### Substitutions

K 4 C.Barth, WR 11 J.Bellamy, QB 12 M.Barkley, WR 14 D.Thompson, P 16 P.O'Donnell, DB 20 D.Bausby, RB 25 K.Carey, DB 26 D.Bush, DB 27 S.McManis, DB 39 J.Glenn, RB 43 J.Bell, LB 44 N.Kwiatkoski, LS 48 P.Scales, LB 49 S.Acho, LB 52 C.Jones, LB 53 J.Timu, LB 59 D.Trevathan, OL 62 T.Larsen, DL 74 J.Bullard, OL 76 M.Adams, WR 81 C.Meredith, DL 90 C.Washington, LB 92 P.McPhee, DL 93 W.Sutton

### Substitutions

K 2 M.Crosby, P 10 J.Schum, WR 11 T.Davis, FB 22 A.Ripkowski, S 25 M.Evans, CB 28 J.Hawkins, S 29 K.Brice, RB 30 K.Davis, RB 34 D.Jackson, LB 48 J.Thomas, LB 51 K.Fackrell, LB 56 J.Peppers, LS 61 B.Goode, DT 64 M.Pennel, T/G 67 D.Barclay, T 78 J.Spriggs, TE 80 J.Perillo, WR 83 J.Janis, LB 91 J.Elliott, DE 94 D.Lowry, DE/LB 95 D.Jones, DT 97 K.Clark, DT 99 C.Ringo

### Did Not Play

QB 7 B.Hundley

### Did Not Play

### Not Active

QB 6 J.Cutler, WR 19 E.Royal, DB 32 D.Hall, RB 33 J.Langford, DB 36 D.Houston-Carson, OL 71 J.Sitton, DL 91 E.Goldman

### Not Active

CB 23 D.Randall, CB 24 Q.Rollins, S 32 C.Banjo, RB 44 J.Starks, T 68 K.Murphy, WR 84 J.Abbrederis, TE 89 J.Cook

### Field Goals (made ( ) & missed)

C.Barth (39)      M.Crosby (32) (40) 31B

		1	2	3	4	OT	Total
VISITOR:	Chicago Bears	0	3	7	0	0	10
HOME:	Green Bay Packers	3	3	7	13	0	26

### Scoring Plays

Team	Qtr	Time	Play Description (Extra Point) (Drive Info)	Visitor	Home
Packers	1	8:53	M.Crosby 32 yd. Field Goal (13-53, 5:19)	0	3
Bears	2	1:56	C.Barth 39 yd. Field Goal (9-54, 4:38)	3	3
Packers	2	0:17	M.Crosby 40 yd. Field Goal (10-53, 1:39)	3	6
Bears	3	14:30	L.Floyd fumble recovery in end zone (C.Barth kick)	10	6
Packers	3	9:11	D.Adams 5 yd. pass from A.Rodgers (M.Crosby kick) (13-85, 5:19)	10	13
Packers	4	14:55	D.Adams 4 yd. pass from A.Rodgers (M.Crosby kick) (8-88, 4:40)	10	20
Packers	4	5:35	R.Cobb 2 yd. pass from A.Rodgers (kick failed, wr) (13-74, 8:33)	10	26

Paid Attendance: 78,217

Time: 3:12

Chicago Bears vs Green Bay Packers  
10/20/2016 at Lambeau Field

# Final Individual Statistics

## Chicago Bears

## Green Bay Packers

RUSHING						RUSHING					
	ATT	YDS	AVG	LG	TD		ATT	YDS	AVG	LG	TD
K.Carey	10	48	4.8	24	0	T.Montgomery	9	60	6.7	30	0
J.Howard	7	22	3.1	11	0	R.Cobb	5	21	4.2	14	0
M.Barkley	1	-1	-1.0	-1	0	A.Ripkowski	3	8	2.7	4	0
						A.Rodgers	2	7	3.5	8	0
						D.Jackson	2	6	3.0	5	0
						K.Davis	2	1	0.5	1	0
Total	18	69	3.8	24	0	Total	23	103	4.5	30	0

PASSING									PASSING								
	ATT	CMP	YDS	SK/YD	TD	LG	IN	RT		ATT	CMP	YDS	SK/YD	TD	LG	IN	RT
M.Barkley	15	6	81	1/10	0	26	2	18.3	A.Rodgers	56	39	326	2/23	3	25	0	102.2
B.Hoyer	11	4	49	0/0	0	25	0	50.9	Total	56	39	326	2/23	3	25	0	102.2
Total	26	10	130	1/10	0	26	2	22.9									

PASS RECEIVING							PASS RECEIVING						
	TAR	REC	YDS	AVG	LG	TD		TAR	REC	YDS	AVG	LG	TD
A.Jeffery	11	3	33	11.0	11	0	D.Adams	16	13	132	10.2	24	2
Z.Miller	5	2	40	20.0	26	0	R.Cobb	15	11	95	8.6	25	1
J.Bellamy	4	2	32	16.0	25	0	T.Montgomery	13	10	66	6.6	13	0
C.Meredith	2	1	12	12.0	12	0	J.Janis	5	2	9	4.5	7	0
K.Carey	1	1	9	9.0	9	0	J.Nelson	4	1	9	9.0	9	0
D.Thompson	2	1	4	4.0	4	0	A.Ripkowski	1	1	8	8.0	8	0
J.Howard	1	0	0	0.0	0	0	R.Rodgers	1	1	7	7.0	7	0
							D.Jackson	1	0	0	0.0	0	0
Total	26	10	130	13.0	26	0	Total	56	39	326	8.4	25	3

INTERCEPTIONS						INTERCEPTIONS					
	NO	YDS	AVG	LG	TD		NO	YDS	AVG	LG	TD
Total	0	0	0	0	0	B.Martinez	1	4	4.0	4	0
						N.Perry	1	0	0.0	0	0
						Total	2	4	2.0	4	0

PUNTING								PUNTING							
	NO	YDS	AVG	NET	TB	IN20	LG		NO	YDS	AVG	NET	TB	IN20	LG
P.O'Donnell	5	225	45.0	43.8	0	3	48	J.Schum	1	46	46.0	46.0	0	0	46
Total	5	225	45.0	43.8	0	3	48	Total	1	46	46.0	46.0	0	0	46

PUNT RETURNS							PUNT RETURNS						
	NO	YDS	AVG	FC	LG	TD		NO	YDS	AVG	FC	LG	TD
B.Callahan	0	0	0.0	1	0	0	T.Davis	1	6	6.0	4	6	0
Total	0	0	0.0	1	0	0	Total	1	6	6.0	4	6	0

KICKOFF RETURNS							KICKOFF RETURNS						
	NO	YDS	AVG	FC	LG	TD		NO	YDS	AVG	FC	LG	TD
D.Thompson	2	28	14.0	0	16	0	K.Davis	1	18	18.0	0	18	0
[TOUCHBACK]	4	0	0.0	0	0	0	J.Janis	1	17	17.0	0	17	0
							[TOUCHBACK]	1	0	0.0	0	0	0
Total	2	28	14.0	0	16	0	Total	2	35	17.5	0	18	0

### Chicago Bears

FUMBLES	FUM	LOST	OWN-REC	YDS	TD	FORCED	OPP-REC	YDS	TD	OUT-BDS
L.Floyd	0	0	0	0	0	1	1	0	1	0
J.Bellamy	0	0	0	0	0	1	0	0	0	0
Total	0	0	0	0	0	2	1	0	1	0

### Green Bay Packers

FUMBLES	FUM	LOST	OWN-REC	YDS	TD	FORCED	OPP-REC	YDS	TD	OUT-BDS
T.Davis	1	0	0	0	0	0	0	0	0	0
A.Rodgers	1	1	0	0	0	0	0	0	0	0
A.Ripkowski	0	0	1	0	0	0	0	0	0	0
Total	2	1	1	0	0	0	0	0	0	0



Chicago Bears vs Green Bay Packers  
10/20/2016 at Lambeau Field

# Final Team Statistics

	Visitor Bears	Home Packers
<b>TOTAL FIRST DOWNS</b>	13	32
By Rushing	3	5
By Passing	9	21
By Penalty	1	6
<b>THIRD DOWN EFFICIENCY</b>	2-8-25%	9-16-56%
<b>FOURTH DOWN EFFICIENCY</b>	0-0-0%	1-2-50%
<b>TOTAL NET YARDS</b>	189	406
Total Offensive Plays (inc. times thrown passing)	45	81
Average gain per offensive play	4.2	5.0
<b>NET YARDS RUSHING</b>	69	103
Total Rushing Plays	18	23
Average gain per rushing play	3.8	4.5
Tackles for a loss-number and yards	2-2	0-0
<b>NET YARDS PASSING</b>	120	303
Times thrown - yards lost attempting to pass	1-10	2-23
Gross yards passing	130	326
<b>PASS ATTEMPTS-COMPLETIONS-HAD INTERCEPTED</b>	26-10-2	56-39-0
Avg gain per pass play (inc.# thrown passing)	4.4	5.2
<b>KICKOFFS Number-In End Zone-Touchbacks</b>	3-3-1	6-4-4
<b>PUNTS Number and Average</b>	5-45.0	1-46.0
Had Blocked	0	0
<b>FGs - PATs Had Blocked</b>	0-0	1-0
<b>Net Punting Average</b>	43.8	46.0
<b>TOTAL RETURN YARDAGE (Not Including Kickoffs)</b>	0	10
No. and Yards Punt Returns	0-0	1-6
No. and Yards Kickoff Returns	2-28	2-35
No. and Yards Interception Returns	0-0	2-4
<b>PENALTIES Number and Yards</b>	10-108	9-56
<b>FUMBLES Number and Lost</b>	0-0	2-1
<b>TOUCHDOWNS</b>	1	3
Rushing	0	0
Passing	0	3
Fumbles	1	0
<b>EXTRA POINTS Made-Attempts</b>	1-1	2-3
Kicking Made-Attempts	1-1	2-3
<b>FIELD GOALS Made-Attempts</b>	1-1	2-3
<b>RED ZONE EFFICIENCY</b>	0-0-0%	3-6-50%
<b>GOAL TO GO EFFICIENCY</b>	0-0-0%	3-4-75%
<b>SAFETIES</b>	0	0
<b>FINAL SCORE</b>	10	26
<b>TIME OF POSSESSION</b>	20:24	39:36

## Ball Possession And Drive Chart

### Chicago Bears

#	Time Recd	Time Lost	Time Poss	How Ball Obtained	Drive Began	# Play	Yds Gain	Yds Pen	Net Yds	1st Down	Last Scrm	How Given Up
1	15:00	14:12	0:48	Kickoff	CHI 25	3	0	5	5	0	CHI 30	Punt
2	8:53	6:39	2:14	Kickoff	CHI 22	6	25	0	25	1	CHI 47	Punt
3	0:15	10:13	5:02	Downs	CHI 1	9	33	16	49	4	50	Punt
4	6:34	1:56	4:38	Punt	CHI 25	9	54	0	54	3	GB 21	Field Goal
5	0:17	0:00	0:17	Kickoff	CHI 25	1	-1	0	-1	0	CHI 25	End of Half
6	9:11	4:35	4:36	Kickoff	CHI 25	6	26	-10	16	2	CHI 41	Punt
7	14:55	14:08	0:47	Kickoff	CHI 25	3	1	0	1	0	CHI 26	Punt
8	5:35	4:27	1:08	Kickoff	CHI 16	5	14	0	14	1	CHI 30	Interception
9	1:35	0:41	0:54	Missed FG	CHI 21	4	37	0	37	2	GB 42	Interception

(185) Average CHI 21

### Green Bay Packers

#	Time Recd	Time Lost	Time Poss	How Ball Obtained	Drive Began	# Play	Yds Gain	Yds Pen	Net Yds	1st Down	Last Scrm	How Given Up
1	14:12	8:53	5:19	Punt	GB 33	13	53	0	53	3	* CHI 14	Field Goal
2	6:39	0:15	6:24	Punt	GB 9	11	51	39	90	4	* CHI 1	Downs
3	10:13	6:34	3:39	Punt	GB 8	6	21	0	21	2	GB 29	Punt
4	1:56	0:17	1:39	Kickoff	GB 25	10	35	18	53	3	CHI 22	Field Goal
5	15:00	14:30	0:30	Kickoff	GB 15	3	-14	0	-14	0	GB 15	Fumble
6	14:30	9:11	5:19	Kickoff	GB 15	13	85	0	85	5	* CHI 5	Touchdown
7	4:35	14:55	4:40	Punt	GB 12	8	84	4	88	6	* CHI 4	Touchdown
8	14:08	5:35	8:33	Punt	GB 26	13	57	17	74	8	* CHI 2	Touchdown
9	4:27	1:35	2:52	Interception	CHI 38	6	35	-10	25	1	* CHI 13	Missed FG
10	0:41	0:00	0:41	Interception	GB 40	1	-1	0	-1	0	GB 40	End of Game

(245) Average GB 24

\* inside opponent's 20

### Time of Possession by Quarter

	1st	2nd	3rd	4th	OT	Total
<b>Visitor</b> Chicago Bears	3:17	9:42	4:36	2:49		20:24
<b>Home</b> Green Bay Packers	11:43	5:18	10:24	12:11		39:36

### Kickoff Drive No.-Start Average

Bears: 6 - CHI 23                      Packers: 3 - GB 18

**Chicago Bears vs Green Bay Packers**  
**10/20/2016 at Lambeau Field**

# Final Defensive Statistics

Chicago Bears	Regular Defensive Plays											Special Teams					Misc			
	TKL	AST	COMB	SK	/ YDS	TFL	Q	IN	PD	FF	FR	TKL	AST	FF	FR	BL	TKL	AST	FF	FR
J.Freeman	10	3	13	0	0	0	1	0	0	0	0	0	0	0	0	0	0	0	0	0
H.Jones-Quartey	7	2	9	0	0	0	0	0	0	0	0	0	0	0	0	0	0	0	0	0
D.Bausby	7	1	8	0	0	0	0	0	0	0	0	0	0	0	0	0	0	0	0	0
A.Amos	6	2	8	0	0	0	0	0	0	0	0	0	0	0	0	0	0	0	0	0
C.LeBlanc	6	1	7	0	0	0	1	0	2	0	0	0	0	0	0	0	0	0	0	0
D.Trevathan	6	0	6	0	0	0	0	0	0	0	0	0	0	0	0	0	0	0	0	0
L.Floyd	2	1	3	2	23	1	3	0	0	1	1	0	0	0	0	0	0	0	0	0
S.Acho	1	2	3	0	0	0	2	0	1	0	0	0	0	0	0	0	0	0	0	0
A.Hicks	1	1	2	0	0	0	0	0	0	0	0	0	0	0	1	0	0	0	0	0
T.Porter	1	1	2	0	0	0	0	0	0	0	0	0	0	0	0	0	0	0	0	0
J.Bullard	1	1	2	0	0	0	0	0	0	0	0	0	0	0	0	0	0	0	0	0
J.Glenn	1	1	2	0	0	0	0	0	0	0	0	0	0	0	0	0	0	0	0	0
M.Unrein	0	2	2	0	0	0	0	0	0	0	0	0	0	0	0	0	0	0	0	0
W.Young	1	0	1	0	0	0	0	0	1	0	0	0	0	0	0	0	0	0	0	0
C.Prosinski	1	0	1	0	0	0	0	0	0	0	0	0	0	0	0	0	0	0	0	0
B.Callahan	1	0	1	0	0	0	0	0	0	0	0	0	0	0	0	0	0	0	0	0
N.Kwiatkoski	1	0	1	0	0	0	0	0	0	0	0	0	0	0	0	0	0	0	0	0
C.Washington	0	1	1	0	0	0	1	0	0	0	0	0	0	0	0	0	0	0	0	0
S.McManis	0	0	0	0	0	0	0	0	0	0	0	2	0	0	0	0	0	0	0	0
J.Bellamy	0	0	0	0	0	0	0	0	0	0	0	1	0	1	0	0	0	0	0	0
D.Bush	0	0	0	0	0	0	0	0	0	0	0	1	0	0	0	0	0	0	0	0
B.Massie	0	0	0	0	0	0	0	0	0	0	0	0	0	0	0	0	1	0	0	0
J.Howard	0	0	0	0	0	0	0	0	0	0	0	0	0	0	0	0	1	0	0	0
<b>Total</b>	<b>53</b>	<b>19</b>	<b>72</b>	<b>2</b>	<b>23</b>	<b>1</b>	<b>8</b>	<b>0</b>	<b>4</b>	<b>1</b>	<b>1</b>	<b>4</b>	<b>0</b>	<b>1</b>	<b>0</b>	<b>1</b>	<b>2</b>	<b>0</b>	<b>0</b>	<b>0</b>

**TKL = Tackle AST = Assist COMB = Combined QH=QB Hit IN = Interception PD = Pass Defense FF = Forced Fumble FR = Fumble Recovery**

Green Bay Packers	Regular Defensive Plays											Special Teams					Misc			
	TKL	AST	COMB	SK	/ YDS	TFL	QH	IN	PD	FF	FR	TKL	AST	FF	FR	BL	TKL	AST	FF	FR
B.Martinez	2	3	5	0	0	0	0	1	2	0	0	0	0	0	0	0	0	0	0	0
N.Perry	3	1	4	1	10	1	1	1	1	0	0	0	0	0	0	0	0	0	0	0
M.Hyde	3	1	4	0	0	1	0	0	1	0	0	0	0	0	0	0	0	0	0	0
D.Goodson	3	1	4	0	0	0	0	0	0	0	0	0	0	0	0	0	0	0	0	0
J.Ryan	3	1	4	0	0	0	0	0	0	0	0	0	0	0	0	0	0	0	0	0
L.Gunter	3	0	3	0	0	0	0	0	1	0	0	0	0	0	0	0	0	0	0	0
C.Matthews	2	1	3	0	0	0	1	0	0	0	0	0	0	0	0	0	0	0	0	0
M.Burnett	2	1	3	0	0	0	0	0	1	0	0	0	0	0	0	0	0	0	0	0
K.Clark	2	0	2	0	0	1	0	0	0	0	0	0	0	0	0	0	0	0	0	0
M.Daniels	1	1	2	0	0	0	0	0	0	0	0	0	0	0	0	0	0	0	0	0
M.Pennel	1	0	1	0	0	0	0	0	1	0	0	0	0	0	0	0	0	0	0	0
L.Guion	0	1	1	0	0	0	0	0	0	0	0	0	0	0	0	0	0	0	0	0
J.Thomas	0	1	1	0	0	0	0	0	0	0	0	0	0	0	0	0	0	0	0	0
H.Clinton-Dix	0	1	1	0	0	0	0	0	0	0	0	0	0	0	0	0	0	0	0	0
D.Jones	0	0	0	0	0	0	2	0	1	0	0	0	0	0	0	0	0	0	0	0
J.Peppers	0	0	0	0	0	0	1	0	1	0	0	0	0	0	0	0	0	0	0	0
K.Brice	0	0	0	0	0	0	0	0	0	0	0	1	0	0	0	0	0	0	0	0
M.Evans	0	0	0	0	0	0	0	0	0	0	0	1	0	0	0	0	0	0	0	0
A.Ripkowski	0	0	0	0	0	0	0	0	0	0	0	0	0	0	1	0	0	0	0	0
<b>Total</b>	<b>25</b>	<b>13</b>	<b>38</b>	<b>1</b>	<b>10</b>	<b>3</b>	<b>5</b>	<b>2</b>	<b>9</b>	<b>0</b>	<b>0</b>	<b>2</b>	<b>0</b>	<b>0</b>	<b>1</b>	<b>0</b>	<b>0</b>	<b>0</b>	<b>0</b>	<b>0</b>





# First Quarter

10/20/2016

## Play By Play

GB wins the coin toss and elects to defer. CHI elects to Receive, and GB elects to defend the south goal.

M.Crosby kicks 65 yards from GB 35 to end zone, Touchback.

### Chicago Bears at 15:00

- 1-10-CHI 25 (15:00) *PENALTY on GB-L.Guion, Encroachment, 5 yards, enforced at CHI 25 - No Play.*
- 1-5-CHI 30 (15:00) J.Howard left guard to CHI 30 for no gain (C.Matthews).
- 2-5-CHI 30 (14:30) (No Huddle, Shotgun) B.Hoyer pass incomplete short left to A.Jeffery.
- 3-5-CHI 30 (14:27) (Shotgun) B.Hoyer pass incomplete short middle to A.Jeffery [C.Matthews].
- 4-5-CHI 30 (14:22) P.O'Donnell punts 44 yards to GB 26, Center-P.Scales. T.Davis to GB 32 for 6 yards (J.Bellamy). FUMBLES (J.Bellamy), recovered by GB-A.Ripkowski at GB 33. A.Ripkowski to GB 33 for no gain (S.McManis).

### Green Bay Packers at 14:12

- 1-10-GB 33 (14:12) (Shotgun) T.Montgomery right end to GB 35 for 2 yards (H.Jones-Quartey).
- 2-8-GB 35 (13:37) A.Rodgers pass incomplete short right to D.Jackson.
- 3-8-GB 35 (13:30) (No Huddle, Shotgun) A.Rodgers pass short middle to R.Cobb to GB 46 for 11 yards (T.Porter). P1
- 1-10-GB 46 (12:54) (Shotgun) A.Rodgers pass short right to D.Adams to CHI 45 for 9 yards (D.Bausby).
- 2-1-CHI 45 (12:22) (Shotgun) A.Rodgers pass short left to R.Cobb to CHI 35 for 10 yards (C.Prosinski). P2
- 1-10-CHI 35 (11:41) R.Cobb right end to CHI 35 for no gain (A.Hicks).
- 2-10-CHI 35 (11:05) A.Rodgers pass incomplete short left to J.Janis [L.Floyd].
- 3-10-CHI 35 (10:57) (Shotgun) A.Rodgers pass short right to D.Adams to CHI 29 for 6 yards (J.Freeman, D.Bausby) [C.Washington].
- 4-4-CHI 29 (10:07) (Shotgun) A.Rodgers pass short left to J.Nelson to CHI 20 for 9 yards (H.Jones-Quartey) [S.Acho]. P3
- 1-10-CHI 20 (9:29) A.Rodgers pass incomplete short right to J.Nelson.
- 2-10-CHI 20 (9:21) (Shotgun) A.Rodgers pass short left to T.Montgomery pushed ob at CHI 14 for 6 yards (A.Amos).
- 3-4-CHI 14 (9:01) (No Huddle) A.Rodgers pass incomplete short middle to R.Cobb (C.LeBlanc).
- 4-4-CHI 14 (8:56) **M.Crosby 32 yard field goal is GOOD, Center-B.Goode, Holder-J.Schum.**

<b>CHI 0 GB 3, 13 plays, 53 yards, 5:19 drive, 6:07 elapsed</b>
---

M.Crosby kicks 59 yards from GB 35 to CHI 6. D.Thompson to CHI 22 for 16 yards (K.Brice).

### Chicago Bears at 8:53, (1st play from scrimmage 8:49)

- 1-10-CHI 22 (8:49) (Shotgun) J.Howard right end to CHI 22 for no gain (N.Perry).
- 2-10-CHI 22 (8:14) B.Hoyer pass incomplete short left to A.Jeffery.
- 3-10-CHI 22 (8:08) (Shotgun) B.Hoyer pass deep middle to J.Bellamy to CHI 47 for 25 yards (D.Goodson). P1
- 1-10-CHI 47 (7:31) (Shotgun) J.Howard left end to CHI 47 for no gain (M.Pennel).
- 2-10-CHI 47 (6:56) (Shotgun) B.Hoyer pass incomplete short left to A.Jeffery (J.Peppers).
- 3-10-CHI 47 (6:52) (Shotgun) B.Hoyer pass incomplete deep middle to J.Bellamy.
- 4-10-CHI 47 (6:47) P.O'Donnell punts 44 yards to GB 9, Center-P.Scales, fair catch by T.Davis.

### Green Bay Packers at 6:39

- 1-10-GB 9 (6:39) (Shotgun) A.Rodgers pass incomplete short left to J.Janis (S.Acho).
- 2-10-GB 9 (6:37) (Shotgun) A.Rodgers pass short left to T.Montgomery to GB 21 for 12 yards (H.Jones-Quartey). P4
- 1-10-GB 21 (6:37) (Shotgun) *PENALTY on GB-B.Bulaga, False Start, 5 yards, enforced at GB 21 - No Play.*
- 1-15-GB 16 (5:42) A.Rodgers pass short middle to J.Janis to GB 23 for 7 yards (D.Trevathan, J.Freeman).
- 2-8-GB 23 (5:00) (Shotgun) A.Rodgers pass short left to D.Adams to GB 35 for 12 yards (B.Callahan) [C.LeBlanc]. P5
- 1-10-GB 35 (4:19) D.Jackson right tackle to GB 36 for 1 yard (D.Trevathan).
- 2-9-GB 36 (3:39) A.Rodgers pass incomplete deep middle to J.Nelson.  
*PENALTY on CHI-A.Amos, Defensive Pass Interference, 44 yards, enforced at GB 36 - No Play.* X6
- 1-10-CHI 20 (3:31) (Shotgun) A.Rodgers pass short right to R.Cobb to CHI 18 for 2 yards (C.LeBlanc).
- 2-8-CHI 18 (2:50) (Shotgun) A.Rodgers pass short left to T.Montgomery pushed ob at CHI 10 for 8 yards (C.LeBlanc). P7
- 1-10-CHI 10 (1:53) (Shotgun) T.Montgomery right guard to CHI 3 for 7 yards (L.Floyd; J.Freeman).
- 2-3-CHI 3 (1:13) A.Rodgers pass incomplete short right to T.Montgomery.
- 3-3-CHI 3 (1:07) (Shotgun) A.Rodgers pass short right to J.Janis to CHI 1 for 2 yards (H.Jones-Quartey, T.Porter).
- Timeout #1 by GB at 00:21.
- 4-1-CHI 1 (:21) T.Montgomery left tackle to CHI 1 for no gain (C.LeBlanc).

### Chicago Bears at 0:15

- 1-10-CHI 1 (:15) K.Carey up the middle to CHI 1 for no gain (C.Matthews).

Chicago Bears vs Green Bay Packers at Lambeau Field

END OF QUARTER

	Score	Time Poss	First Downs				Efficiencies	
			R	P	X	T	3 Down	4 Down
Chicago Bears	0	3:17	0	1	0	1	1/3	0/0
Green Bay Packers	3	11:43	0	6	1	7	1/4	1/2

## Second Quarter

10/20/2016

## Play By Play

Chicago Bears continued.

2-10-CHI 1	(15:00) (Shotgun) B.Hoyer pass short middle to A.Jeffery to CHI 12 for 11 yards (L.Gunter, M.Burnett).	P2
<u>1-10-CHI 12</u>	(14:23) (Shotgun) K.Carey up the middle to CHI 21 for 9 yards (J.Ryan).	
2-1-CHI 21	(13:42) (Shotgun) B.Hoyer pass short left to D.Thompson to CHI 25 for 4 yards (D.Goodson, B.Martinez).	P3
<u>1-10-CHI 25</u>	(12:59) (Shotgun) B.Hoyer pass short middle to Z.Miller to CHI 32 for 7 yards (D.Goodson).	
	<i>PENALTY on CHI-A.Jeffery, Offensive Offside, 5 yards, enforced at CHI 25 - No Play.</i>	
1-15-CHI 20	(12:34) (Shotgun) B.Hoyer pass incomplete deep middle to C.Meredith.	
	<i>PENALTY on GB-M.Hyde, Defensive Pass Interference, 16 yards, enforced at CHI 20 - No Play.</i>	X4
<u>1-10-CHI 36</u>	(12:30) K.Carey left end to CHI 37 for 1 yard (B.Martinez, J.Ryan).	
2-9-CHI 37	(11:49) (Shotgun) B.Hoyer pass short left to K.Carey to CHI 46 for 9 yards (B.Martinez).	P5
<u>1-10-CHI 46</u>	(11:11) (Shotgun) J.Howard left end to CHI 45 for -1 yards (M.Hyde).	
2-11-CHI 45	(10:29) (Shotgun) B.Hoyer pass incomplete short middle to D.Thompson (L.Gunter).	
3-11-CHI 45	(10:24) (Shotgun) <i>PENALTY on GB-D.Jones, Defensive Offside, 5 yards, enforced at CHI 45 - No Play.</i>	
3-6-50	(10:24) (Shotgun) B.Hoyer pass incomplete short middle to A.Jeffery [J.Peppers]. CHI-B.Hoyer was injured during the play.	
4-6-50	(10:21) P.O'Donnell punts 42 yards to GB 8, Center-P.Scales, fair catch by T.Davis.	

## Green Bay Packers at 10:13

1-10-GB 8	(10:13) R.Cobb left tackle to GB 12 for 4 yards (J.Bullard).	
2-6-GB 12	(9:35) D.Jackson up the middle to GB 17 for 5 yards (W.Young).	
3-1-GB 17	(8:50) A.Rodgers pass short left to R.Cobb to GB 22 for 5 yards (H.Jones-Quartey).	P8
<u>1-10-GB 22</u>	(8:15) (Shotgun) A.Rodgers pass incomplete short right to D.Jackson.	
	<i>PENALTY on CHI-C.LeBlanc, Illegal Contact, 5 yards, enforced at GB 22 - No Play.</i>	X9
<u>1-10-GB 27</u>	(8:10) (Shotgun) A.Rodgers pass short left to T.Montgomery pushed ob at GB 29 for 2 yards (A.Amos).	
2-8-GB 29	(7:33) (Shotgun) A.Rodgers pass short left to D.Adams pushed ob at GB 34 for 5 yards (D.Bausby).	
3-3-GB 34	(6:52) (Shotgun) A.Rodgers pass incomplete short middle to J.Janis.	
4-3-GB 34	(6:49) J.Schum punts 41 yards to CHI 25, Center-B.Goode, fair catch by C.LeBlanc.	
	<i>PENALTY on GB, Illegal Formation, 5 yards, enforced at GB 34 - No Play.</i>	
4-8-GB 29	(6:41) J.Schum punts 46 yards to CHI 25, Center-B.Goode, fair catch by B.Callahan.	

## Chicago Bears at 6:34

1-10-CHI 25	(6:34) K.Carey right end to CHI 49 for 24 yards (M.Burnett).	R6
<u>1-10-CHI 49</u>	(6:01) K.Carey left end to 50 for 1 yard (J.Ryan, B.Martinez).	
2-9-50	(5:25) M.Barkley pass short right to A.Jeffery to GB 39 for 11 yards (L.Gunter, D.Goodson).	P7
<u>1-10-GB 39</u>	(4:46) J.Howard left end to GB 30 for 9 yards (M.Burnett).	
2-1-GB 30	(4:09) J.Howard left end to GB 27 for 3 yards (K.Clark).	R8
<u>1-10-GB 27</u>	(3:24) K.Carey left guard to GB 28 for -1 yards (K.Clark).	
2-11-GB 28	(2:49) (Shotgun) M.Barkley pass incomplete short right to A.Jeffery [D.Jones].	
3-11-GB 28	(2:43) (Shotgun) M.Barkley pass short left to J.Bellamy to GB 21 for 7 yards (M.Hyde).	

Two-Minute Warning

4-4-GB 21 (2:00) C.Barth 39 yard field goal is GOOD, Center-P.Scales, Holder-P.O'Donnell.

CHI 3 GB 3, 9 plays, 54 yards, 4:38 drive, 13:04 elapsed

C.Barth kicks 65 yards from CHI 35 to end zone, Touchback.

## Green Bay Packers at 1:56

1-10-GB 25	(1:56) (Shotgun) A.Rodgers pass short right to D.Adams to GB 30 for 5 yards (D.Bausby).	
2-5-GB 30	(1:37) (No Huddle, Shotgun) A.Rodgers pass incomplete short left to T.Montgomery.	
3-5-GB 30	(1:30) (No Huddle, Shotgun) A.Rodgers pass incomplete deep right to R.Rodgers.	
	<i>PENALTY on CHI-D.Bausby, Defensive Pass Interference, 18 yards, enforced at GB 30 - No Play.</i>	X10
<u>1-10-GB 48</u>	(1:22) (Shotgun) A.Rodgers sacked at GB 39 for -9 yards (L.Floyd).	
	Timeout #2 by GB at 01:13.	
2-19-GB 39	(1:13) (Shotgun) A.Rodgers pass deep right to D.Adams to CHI 42 for 19 yards (D.Bausby).	P11
<u>1-10-CHI 42</u>	(:46) (No Huddle, Shotgun) A.Rodgers pass short left to R.Cobb ran ob at CHI 35 for 7 yards (C.LeBlanc).	
2-3-CHI 35	(:40) (No Huddle, Shotgun) A.Rodgers pass short right to R.Cobb ran ob at CHI 22 for 13 yards (H.Jones-Quartey).	P12



**Chicago Bears vs Green Bay Packers at Lambeau Field**

1-10-CHI 22 (:35) (No Huddle, Shotgun) A.Rodgers pass incomplete short left to D.Adams.

Timeout #1 by CHI at 00:32.

2-10-CHI 22 (:32) (Shotgun) A.Rodgers pass incomplete deep left to D.Adams.

3-10-CHI 22 (:27) (Shotgun) A.Rodgers pass incomplete deep middle to R.Cobb.

4-10-CHI 22 (:22) **M.Crosby 40 yard field goal is GOOD, Center-B.Goode, Holder-J.Schum.**

<b>CHI 3 GB 6, 10 plays, 53 yards, 1 penalty, 1:39 drive, 14:43 elapsed</b>
---

M.Crosby kicks 65 yards from GB 35 to end zone, Touchback.

**Chicago Bears at 0:17**

1-10-CHI 25 (:17) M.Barkley kneels to CHI 24 for -1 yards.

**END OF QUARTER**

	Score	Time Poss	First Downs				Efficiencies	
			R	P	X	T	3 Down	4 Down
<b>Chicago Bears</b>	<b>3</b>	<b>9:42</b>	<b>2</b>	<b>4</b>	<b>1</b>	<b>7</b>	<b>0/2</b>	<b>0/0</b>
<b>Green Bay Packers</b>	<b>6</b>	<b>5:18</b>	<b>0</b>	<b>3</b>	<b>2</b>	<b>5</b>	<b>1/3</b>	<b>0/0</b>

## Third Quarter

10/20/2016

## Play By Play

GB elects to Receive, and CHI elects to defend the goal.

C.Barth kicks 67 yards from CHI 35 to GB -2. J.Janis to GB 15 for 17 yards (S.McManis).

## Green Bay Packers at 15:00, (1st play from scrimmage 14:55)

- 1-10-GB 15 (14:55) (Shotgun) A.Rodgers pass incomplete deep left to D.Adams.
- 2-10-GB 15 (14:50) (Shotgun) A.Rodgers pass incomplete short middle to J.Nelson. CHI-T.Porter was injured during the play.
- 3-10-GB 15 (14:43) (Shotgun) **A.Rodgers sacked at GB 5 for -10 yards (L.Floyd). FUMBLES (L.Floyd) [L.Floyd], touched at GB 1, RECOVERED by CHI-L.Floyd at GB -4. TOUCHDOWN.**  
*Penalty on GB-D.Bakhtiari, Offensive Holding, declined.*

## Chicago Bears at 14:30

C.Barth extra point is GOOD, Center-P.Scales, Holder-P.O'Donnell.

**CHI 10 GB 6, 0 plays, 0 yards, 0:00 drive, 0:30 elapsed**

C.Barth kicks 68 yards from CHI 35 to GB -3. K.Davis to GB 15 for 18 yards (D.Bush).

## Green Bay Packers at 14:30, (1st play from scrimmage 14:25)

- 1-10-GB 15 (14:25) (Shotgun) T.Montgomery up the middle to GB 45 for 30 yards (D.Bausby, A.Amos). R13
- 1-10-GB 45 (13:53) (No Huddle, Shotgun) A.Rodgers pass short left to T.Montgomery to 50 for 5 yards (J.Freeman).
- 2-5-50 (13:27) (No Huddle) T.Montgomery right end to CHI 47 for 3 yards (A.Amos).
- 3-2-CHI 47 (12:47) (No Huddle, Shotgun) A.Rodgers pass short right to T.Montgomery to CHI 41 for 6 yards (D.Trevathan). P14
- 1-10-CHI 41 (12:12) (No Huddle, Shotgun) A.Rodgers pass short right to D.Adams to CHI 36 for 5 yards (D.Bausby).
- 2-5-CHI 36 (11:43) (No Huddle, Shotgun) A.Rodgers pass incomplete short middle to R.Cobb (C.LeBlanc).
- 3-5-CHI 36 (11:40) (No Huddle, Shotgun) A.Rodgers pass short middle to R.Cobb to CHI 18 for 18 yards (C.LeBlanc). P15
- 1-10-CHI 18 (11:11) (No Huddle, Shotgun) A.Ripkowski left guard to CHI 14 for 4 yards (J.Bullard; J.Freeman).
- 2-6-CHI 14 (10:29) (No Huddle, Shotgun) A.Rodgers pass short right to R.Cobb to CHI 12 for 2 yards (C.LeBlanc).
- 3-4-CHI 12 (9:47) (No Huddle, Shotgun) A.Rodgers pass short right to T.Montgomery to CHI 5 for 7 yards (A.Amos). P16  
 Chicago challenged the pass completion ruling, and the play was Upheld. The ruling on the field stands. (Timeout #1.)
- 1-5-CHI 5 (9:28) (Shotgun) A.Rodgers pass incomplete short middle to T.Montgomery [S.Acho].
- 2-5-CHI 5 (9:21) (Shotgun) A.Rodgers pass incomplete short left to J.Nelson [J.Freeman].
- 3-5-CHI 5 (9:15) (Shotgun) **A.Rodgers pass short right to D.Adams for 5 yards, TOUCHDOWN.** P17  
 M.Crosby extra point is GOOD, Center-B.Goode, Holder-J.Schum.

**CHI 10 GB 13, 13 plays, 85 yards, 5:19 drive, 5:49 elapsed**

M.Crosby kicks 65 yards from GB 35 to end zone, Touchback.

## Chicago Bears at 9:11

- 1-10-CHI 25 (9:11) K.Carey right tackle to CHI 29 for 4 yards (L.Guion; C.Matthews).
- 2-6-CHI 29 (8:30) (Shotgun) K.Carey up the middle to CHI 37 for 8 yards (J.Ryan, M.Daniels). R9
- 1-10-CHI 37 (7:46) M.Barkley pass short middle to C.Meredith to CHI 49 for 12 yards (D.Goodson). P10
- 1-10-CHI 49 (7:10) K.Carey right tackle to 50 for 1 yard (M.Daniels).
- 2-9-50 (6:33) M.Barkley pass incomplete short right to L.Paulsen (N.Perry).  
 Green Bay challenged the incomplete pass ruling, and the play was REVERSED.  
 M.Barkley sacked at CHI 40 for -10 yards (N.Perry).
- 3-19-CHI 40 (6:33) (Shotgun) *PENALTY on CHI-M.Barkley, Delay of Game, 5 yards, enforced at CHI 40 - No Play.*
- 3-24-CHI 35 (5:56) (Shotgun) M.Barkley pass short middle to C.Meredith to GB 43 for 22 yards (K.Brice).  
*PENALTY on CHI-T.Larsen, Ineligible Downfield Pass, 5 yards, enforced at CHI 35 - No Play.*
- 3-29-CHI 30 (5:26) (Shotgun) J.Howard up the middle to CHI 41 for 11 yards (N.Perry).
- 4-18-CHI 41 (4:43) P.O'Donnell punts 47 yards to GB 12, Center-P.Scales, fair catch by T.Davis.

## Green Bay Packers at 4:35

- 1-10-GB 12 (4:35) (Shotgun) T.Montgomery right tackle to GB 15 for 3 yards (A.Hicks; M.Unrein).
- 2-7-GB 15 (4:03) (No Huddle, Shotgun) A.Rodgers pass short right to D.Adams to GB 22 for 7 yards (D.Bausby). P18
- 1-10-GB 22 (3:25) (No Huddle, Shotgun) A.Rodgers pass short right to D.Adams to GB 37 for 15 yards (J.Glenn). P19
- 1-10-GB 37 (2:52) (No Huddle, Shotgun) T.Montgomery left end to GB 48 for 11 yards (C.LeBlanc; H.Jones-Quartey). R20
- 1-10-GB 48 (2:12) (No Huddle, Shotgun) A.Rodgers pass short right to D.Adams to CHI 28 for 24 yards (J.Glenn; H.Jones-Quartey). P21
- 1-10-CHI 28 (1:25) (No Huddle, Shotgun) A.Rodgers pass short middle to R.Rodgers to CHI 21 for 7 yards (J.Freeman).
- 2-3-CHI 21 (:40) (No Huddle, Shotgun) A.Rodgers pass short left to T.Montgomery to CHI 8 for 13 yards (A.Amos). P22
- 1-8-CHI 8 (:01) (No Huddle, Shotgun) *PENALTY on CHI-W.Young, Neutral Zone Infraction, 4 yards, enforced at CHI 8 - No Play.*

Chicago Bears vs Green Bay Packers at Lambeau Field

END OF QUARTER

	Score	Time Poss	First Downs				Efficiencies	
			R	P	X	T	3 Down	4 Down
Chicago Bears	10	4:36	1	1	0	2	0/1	0/0
Green Bay Packers	13	10:24	2	8	0	10	4/5	0/0

## Fourth Quarter

10/20/2016

## Play By Play

Green Bay Packers continued.

1-4-CHI 4 (15:00) (Shotgun) A.Rodgers pass short middle to D.Adams for 4 yards, TOUCHDOWN. P23  
M.Crosby extra point is GOOD, Center-B.Goode, Holder-J.Schum.

<b>CHI 10 GB 20, 8 plays, 88 yards, 1 penalty, 4:40 drive, 0:05 elapsed</b>
---

M.Crosby kicks 65 yards from GB 35 to end zone, Touchback.

## Chicago Bears at 14:55

1-10-CHI 25 (14:55) (Shotgun) M.Barkley pass incomplete short middle to A.Jeffery (M.Pennel).  
2-10-CHI 25 (14:51) (Shotgun) K.Carey left tackle to CHI 26 for 1 yard (N.Perry; B.Martinez).  
3-9-CHI 26 (14:21) (Shotgun) M.Barkley pass incomplete deep middle to J.Bellamy (M.Hyde).  
4-9-CHI 26 (14:08) P.O'Donnell punts 48 yards to GB 26, Center-P.Scales, fair catch by T.Davis.

## Green Bay Packers at 14:08

1-10-GB 26 (14:08) A.Rodgers pass short left to R.Cobb to GB 26 for no gain (J.Freeman, M.Unrein).  
2-10-GB 26 (13:19) (Shotgun) A.Rodgers pass short left to A.Ripkowski to GB 34 for 8 yards (A.Amos).  
Timeout #1 by GB at 12:34.  
3-2-GB 34 (12:34) R.Cobb right tackle to GB 37 for 3 yards (J.Freeman). R24  
1-10-GB 37 (11:50) (Shotgun) A.Rodgers pass incomplete short right to R.Cobb (W.Young).  
2-10-GB 37 (11:47) R.Cobb left end to CHI 49 for 14 yards (D.Trevathan). R25  
1-10-CHI 49 (11:08) (No Huddle, Shotgun) A.Rodgers pass short right to D.Adams to CHI 33 for 16 yards (J.Freeman). P26  
1-10-CHI 33 (10:19) (Shotgun) A.Ripkowski right tackle to CHI 31 for 2 yards (C.Washington; S.Acho).  
*PENALTY on CHI-C.Washington, Face Mask (15 Yards), 15 yards, enforced at CHI 31.* X27  
1-10-CHI 16 (9:47) *PENALTY on GB-A.Rodgers, Delay of Game, 5 yards, enforced at CHI 16 - No Play.*  
1-15-CHI 21 (9:22) (Shotgun) A.Rodgers pass incomplete deep right to D.Adams.  
*PENALTY on CHI-D.Bausby, Illegal Contact, 5 yards, enforced at CHI 21 - No Play.* X28  
1-10-CHI 16 (9:17) (Shotgun) T.Montgomery left guard to CHI 15 for 1 yard (S.Acho).  
2-9-CHI 15 (8:32) T.Montgomery left end to CHI 12 for 3 yards (A.Amos; S.Acho).  
3-6-CHI 12 (7:49) (Shotgun) A.Rodgers scrambles right end pushed ob at CHI 4 for 8 yards (J.Freeman). R29  
1-4-CHI 4 (7:13) (Shotgun) A.Rodgers pass incomplete short right to D.Adams.  
*PENALTY on CHI-D.Bausby, Defensive Holding, 2 yards, enforced at CHI 4 - No Play.* X30  
1-2-CHI 2 (7:05) R.Cobb left end to CHI 2 for no gain (J.Freeman).  
2-2-CHI 2 (6:21) (Shotgun) A.Rodgers pass short right to T.Montgomery to CHI 2 for no gain (N.Kwiatkoski).  
3-2-CHI 2 (5:39) (Shotgun) A.Rodgers pass short right to R.Cobb for 2 yards, TOUCHDOWN. P31  
*(Kick formation) PENALTY on GB-J.Spriggs, False Start, 5 yards, enforced at CHI 15 - No Play.*  
M.Crosby extra point is No Good, Wide Right, Center-B.Goode, Holder-J.Schum.

<b>CHI 10 GB 26, 13 plays, 74 yards, 3 penalties, 8:33 drive, 9:25 elapsed</b>
--

M.Crosby kicks 61 yards from GB 35 to CHI 4. D.Thompson to CHI 16 for 12 yards (M.Evans).

## Chicago Bears at 5:35, (1st play from scrimmage 5:31)

1-10-CHI 16 (5:31) (Shotgun) M.Barkley pass incomplete deep right to A.Jeffery.  
2-10-CHI 16 (5:23) (Shotgun) M.Barkley pass incomplete deep middle to C.Meredith (B.Martinez).  
3-10-CHI 16 (5:17) (Shotgun) M.Barkley pass short middle to Z.Miller to CHI 30 for 14 yards (J.Thomas; M.Hyde). P11  
Green Bay challenged the runner was down by contact ruling, and the play was Upheld. The ruling on the field was confirmed. (Timeout #2.)  
1-10-CHI 30 (4:47) (Shotgun) M.Barkley pass incomplete short right to Z.Miller.  
2-10-CHI 30 (4:41) (Shotgun) M.Barkley pass short middle intended for Z.Miller INTERCEPTED by B.Martinez (M.Burnett) at CHI 42. B.Martinez to CHI 38 for 4 yards (B.Massie).

## Green Bay Packers at 4:27

1-10-CHI 38 (4:27) J.Spriggs reported in as eligible. K.Davis right end to CHI 38 for no gain (D.Trevathan).  
2-10-CHI 38 (3:44) *PENALTY on GB-J.Janis, False Start, 5 yards, enforced at CHI 38 - No Play.*  
2-15-CHI 43 (3:42) (Shotgun) A.Rodgers pass short middle to R.Cobb to CHI 18 for 25 yards (H.Jones-Quartey). P32  
*Penalty on CHI-J.Freeman, Illegal Contact, declined.*  
1-10-CHI 18 (3:33) A.Ripkowski up the middle to CHI 16 for 2 yards (J.Freeman).  
2-8-CHI 16 (2:45) K.Davis left tackle to CHI 15 for 1 yard (D.Trevathan).

Two-Minute Warning

3-7-CHI 15 (2:00) (Shotgun) A.Rodgers pass short left to T.Montgomery to CHI 8 for 7 yards (J.Glenn).

**Chicago Bears vs Green Bay Packers at Lambeau Field**

*PENALTY on GB-T.Lang, Ineligible Downfield Pass, 5 yards, enforced at CHI 15 - No Play.*

3-12-CHI 20 (1:51) (Shotgun) A.Rodgers pass short middle to T.Montgomery to CHI 13 for 7 yards (J.Freeman).

Timeout #2 by CHI at 01:41.

4-5-CHI 13 (1:41) M.Crosby 31 yard field goal is BLOCKED (A.Hicks), Center-B.Goode, Holder-J.Schum.

**Chicago Bears at 1:35**

1-10-CHI 21 (1:35) (Shotgun) M.Barkley pass incomplete short right to Z.Miller (D.Jones).

2-10-CHI 21 (1:31) (Shotgun) M.Barkley pass deep middle to Z.Miller to CHI 47 for 26 yards (M.Hyde, H.Clinton-Dix). P12

1-10-CHI 47 (1:08) (No Huddle, Shotgun) M.Barkley pass short right to A.Jeffery to GB 42 for 11 yards (L.Gunter). P13

1-10-GB 42 (:48) (No Huddle, Shotgun) M.Barkley pass intended for J.Howard INTERCEPTED by N.Perry [D.Jones] at GB 40. N.Perry to GB 40 for no gain (J.Howard).

**Green Bay Packers at 0:41**

1-10-GB 40 (:41) A.Rodgers kneels to GB 39 for -1 yards.

**END OF QUARTER**

	Score	Time Poss	First Downs				Efficiencies	
			R	P	X	T	3 Down	4 Down
Chicago Bears	10	2:49	0	3	0	3	1/2	0/0
Green Bay Packers	26	12:11	3	4	3	10	3/4	0/0

# Miscellaneous Statistics Report

Chicago Bears vs Green Bay Packers  
10/20/2016 at Lambeau Field

## Ten Longest Plays for Chicago Bears

Yards	Qtr	Play Start	Play Description
26	4	2-10-CHI 21	(1:31) (Shotgun) M.Barkley pass deep middle to Z.Miller to CHI 47 for 26 yards (M.Hyde, H.Clinton-Dix).
25	1	3-10-CHI 22	(8:08) (Shotgun) B.Hoyer pass deep middle to J.Bellamy to CHI 47 for 25 yards (D.Goodson).
24	2	1-10-CHI 25	(6:34) K.Carey right end to CHI 49 for 24 yards (M.Burnett).
14	4	3-10-CHI 16	(5:17) (Shotgun) M.Barkley pass short middle to Z.Miller to CHI 30 for 14 yards (J.Thomas; M.Hyde). Green Bay challenged the runner was down by contact ruling, and the play was Upheld. The ruling on the field was confirmed. (Timeout #2.)
12	3	1-10-CHI 37	(7:46) M.Barkley pass short middle to C.Meredith to CHI 49 for 12 yards (D.Goodson).
11	2	2-10-CHI 1	(15:00) (Shotgun) B.Hoyer pass short middle to A.Jeffery to CHI 12 for 11 yards (L.Gunter, M.Burnett).
11	2	2-9-50	(5:25) M.Barkley pass short right to A.Jeffery to GB 39 for 11 yards (L.Gunter, D.Goodson).
11	3	3-29-CHI 30	(5:26) (Shotgun) J.Howard up the middle to CHI 41 for 11 yards (N.Perry).
11	4	1-10-CHI 47	(1:08) (No Huddle, Shotgun) M.Barkley pass short right to A.Jeffery to GB 42 for 11 yards (L.Gunter).
9	2	1-10-CHI 12	(14:23) (Shotgun) K.Carey up the middle to CHI 21 for 9 yards (J.Ryan).

## Ten Longest Plays for Green Bay Packers

Yards	Qtr	Play Start	Play Description
30	3	1-10-GB 15	(14:25) (Shotgun) T.Montgomery up the middle to GB 45 for 30 yards (D.Bausby, A.Amos).
25	4	2-15-CHI 43	(3:42) (Shotgun) A.Rodgers pass short middle to R.Cobb to CHI 18 for 25 yards (H.Jones-Quartey).
24	3	1-10-GB 48	(2:12) (No Huddle, Shotgun) A.Rodgers pass short right to D.Adams to CHI 28 for 24 yards (J.Glenn; H.Jones-Quartey).
19	2	2-19-GB 39	(1:13) (Shotgun) A.Rodgers pass deep right to D.Adams to CHI 42 for 19 yards (D.Bausby).
18	3	3-5-CHI 36	(11:40) (No Huddle, Shotgun) A.Rodgers pass short middle to R.Cobb to CHI 18 for 18 yards (C.LeBlanc).
17	4	1-10-CHI 33	(10:19) (Shotgun) A.Ripkowski right tackle to CHI 31 for 2 yards (C.Washington; S.Acho).
16	4	1-10-CHI 49	(11:08) (No Huddle, Shotgun) A.Rodgers pass short right to D.Adams to CHI 33 for 16 yards (J.Freeman).
15	3	1-10-GB 22	(3:25) (No Huddle, Shotgun) A.Rodgers pass short right to D.Adams to GB 37 for 15 yards (J.Glenn).
14	4	2-10-GB 37	(11:47) R.Cobb left end to CHI 49 for 14 yards (D.Trevathan).
13	2	2-3-CHI 35	(:40) (No Huddle, Shotgun) A.Rodgers pass short right to R.Cobb ran ob at CHI 22 for 13 yards (H.Jones-Quartey).

## Touchdown Scoring Information

		Offense	Defense	Special Teams
<b>VISITOR</b>	Chicago Bears	0	1	0
<b>HOME</b>	Green Bay Packers	3	0	0

## Player Scoring Information

Club	Player	TD	Rush TD	Rec TD	KO TD	Punt TD	Int TD	Fum TD	Misc TD	FG	XP	2Pt Rush	2Pt Rec	Sfty	Points
CHI	C.Barth	0	0	0	0	0	0	0	0	1	1	0	0	0	4
GB	D.Adams	0	0	2	0	0	0	0	0	0	0	0	0	0	12
GB	M.Crosby	0	0	0	0	0	0	0	0	2	2	0	0	0	8
GB	R.Cobb	0	0	1	0	0	0	0	0	0	0	0	0	0	6

## Possession Detail

	First Half		Second Half		Game	
	Visitor	Home	Visitor	Home	Visitor	Home
Largest Lead	0	3	4	16	4	16
Drives Leading	0	2	0	5	0	7
Time of Possession Leading	0:00	10:03	0:00	17:16	0:00	27:19
Largest Deficit	-3	0	-16	-4	-16	-4
Drives Trailing	4	0	4	1	8	1
Time of Possession Trailing	12:11	0:00	7:25	5:19	19:36	5:19
Times Score Tied Up		1		0		1
Lead Changes		2		2		4

# Playtime Percentage

*Percent of playtime per player on offense, defense and special teams*

Chicago Bears					Green Bay Packers				
		Offense	Defense	Special Teams			Offense	Defense	Special Teams
C Whitehair	G	48 100%		2 8%	B Bulaga	T	87 100%		6 25%
E Kush	G	48 100%		2 8%	D Bakhtiari	T	87 100%		6 25%
C Leno	T	48 100%		2 8%	L Taylor	G	87 100%		6 25%
B Massie	T	48 100%		2 8%	J Tretter	C	87 100%		
Z Miller	TE	48 100%			A Rodgers	QB	87 100%		
A Jeffery	WR	45 94%			J Nelson	WR	83 95%		
C Meredith	WR	40 83%			R Cobb	WR	78 90%		
T Larsen	C	28 58%		2 8%	T Lang	G	71 82%		2 8%
M Barkley	QB	28 58%			D Adams	WR	70 80%		
K Carey	RB	26 54%		5 21%	T Montgomery	WR	60 69%		
J Howard	RB	22 46%			R Rodgers	TE	47 54%		3 12%
B Hoyer	QB	20 42%			J Janis	WR	41 47%		16 67%
K Long	G	20 42%			A Ripkowski	FB	22 25%		16 67%
L Paulsen	TE	19 40%		8 33%	D Barclay	T	16 18%		6 25%
J Bellamy	WR	16 33%		15 62%	J Perillo	TE	14 16%		3 12%
D Thompson	WR	16 33%		7 29%	T Davis	WR	7 8%		5 21%
B Braunecker	TE	8 17%		16 67%	D Jackson	RB	6 7%		
A Amos	FS		87 100%	9 38%	K Davis	RB	5 6%		3 12%
H Jones-Quartey	SS		87 100%	3 12%	J Spriggs	T	2 2%		6 25%
J Freeman	LB		87 100%		M Hyde	SS		48 100%	10 42%
T Porter	CB		86 99%		H Clinton-Dix	FS		48 100%	8 33%
C LeBlanc	CB		82 94%	1 4%	D Goodson	CB		48 100%	7 29%
D Trevathan	LB		70 80%		L Gunter	CB		48 100%	7 29%
A Hicks	DE		66 76%	6 25%	M Burnett	SS		48 100%	2 8%
W Young	LB		63 72%		B Martinez	LB		35 73%	3 12%
D Bausby	CB		56 64%		N Perry	LB		35 73%	
S Acho	LB		51 59%	11 46%	J Ryan	LB		31 65%	5 21%
L Floyd	LB		35 40%		C Matthews	LB		27 56%	2 8%
M Unrein	DE		34 39%	8 33%	M Daniels	DT		22 46%	2 8%
W Sutton	NT		25 29%	12 50%	D Jones	LB		21 44%	6 25%
J Bullard	DE		25 29%	6 25%	J Peppers	LB		18 38%	8 33%
C Washington	DE		25 29%		J Thomas	LB		17 35%	16 67%
P McPhee	LB		19 22%		L Guion	NT		16 33%	
C Pronski	FS		17 20%	22 92%	K Clark	DT		15 31%	2 8%
J Glenn	CB		16 18%	11 46%	K Brice	FS		13 27%	16 67%
B Callahan	CB		16 18%	1 4%	M Pannel	DT		11 23%	6 25%
C Jones	LB		6 7%	22 92%	K Fackrell	LB		10 21%	16 67%
N Kwiatkoski	LB		4 5%	15 62%	C Ringo	NT		9 19%	
S McManis	CB			22 92%	J Elliott	LB		4 8%	15 62%
J Timu	LB			19 79%	D Lowry	DE		4 8%	
J Bell	RB			8 33%	M Evans	SS			14 58%
P Scales	LS			7 29%	J Hawkins	CB			13 54%
P O'Donnell	P			7 29%	M Crosby	K			12 50%
D Bush	SS			5 21%	B Goode	LS			8 33%
C Barth	K			5 21%					

M Adams

T

2

8% J Schum

P

8

33%