

# BUFFALO BILLS

## 2016 WEEKLY RELEASE



**REGULAR SEASON WEEK 8**  
**BUFFALO BILLS VS. NEW ENGLAND PATRIOTS**

**SUNDAY, OCTOBER 30, 2016 - 1:00 p.m.**





REGULAR SEASON WEEK 8: BUFFALO BILLS VS. NEW ENGLAND PATRIOTS  
**SUNDAY, OCTOBER 30, 2016 1:00 p.m. CBS-TV**

## BILLS TAKE ON PATRIOTS AT HOME

The Buffalo Bills return home to New Era Field this week to take on the New England Patriots with kickoff at 1:00 p.m. on Sunday. Sunday's game will mark the 114th regular season meeting between Buffalo and New England.

With a win over the Patriots on Sunday, the Bills will:

- Win two straight against New England for the first time since 1999-2000

### BILLS-PATRIOTS REGULAR SEASON SERIES

- Overall regular season record: 43-69-1
- Bills at home against Patriots: 22-32-1
- Last meeting at home: 9/20/2015, L 32-40
- First regular season meeting: 9/23/1960, W 13-0 at Boston
- Last regular season meeting: 10/2/2016, W 16-0 at New England

## BROADCAST INFO

**TELEVISION:** CBS-TV  
**PRODUCER:** Mark Wolff  
**DIRECTOR:** Bob Fishman  
**PLAY-BY-PLAY:** Ian Eagle  
**COLOR ANALYST:** Dan Fouts  
**SIDELINE:** Evan Washburn



### BILLS RADIO NETWORK

**PLAY-BY-PLAY:** John Murphy (29th year, 13th as play-by-play)  
**COLOR ANALYST:** Mark Kelso (11th year)  
**SIDELINE:** Sal Capaccio (3rd year)

### SPORTS USA RADIO NETWORK

**PLAY-BY-PLAY:** Larry Kahn  
**COLOR ANALYST:** Mark Carrier

## 2016 SCHEDULE (4-3)

WEEK	DATE	OPPONENT	TIME/RESULT
1	9/11/16	at Baltimore Ravens	L, 7-13
2	9/15/16	NEW YORK JETS	L, 31-37
3	9/25/16	ARIZONA CARDINALS	W, 33-18
4	10/2/16	at New England Patriots	W, 16-0
5	10/9/16	at Los Angeles Rams	W, 30-19
6	10/16/16	SAN FRANCISCO 49ers	W, 45-16
7	10/23/16	at Miami Dolphins	L, 25-28
8	10/30/16	NEW ENGLAND PATRIOTS	1:00 p.m.
9	11/7/16	at Seattle Seahawks	8:30 p.m.
10		BYE WEEK	
11	11/20/16	at Cincinnati Bengals	1:00 p.m.
12	11/27/16	JACKSONVILLE JAGUARS	1:00 p.m.
13	12/4/16	at Oakland Raiders	4:05 p.m.
14	12/11/16	PITTSBURGH STEALERS	1:00 p.m.
15	12/18/16	CLEVELAND BROWNS	1:00 p.m.
16	12/24/16	MIAMI DOLPHINS	1:00 p.m.
17	1/1/17	at New York Jets	1:00 p.m.

## MEDIA SCHEDULE

### TUESDAY, OCT. 25

No Media Availability

### WEDNESDAY, OCT. 26

Patriots HC Bill Belichick Conference Call: 10:00 AM  
 Coach Ryan Available: 11:35 AM  
 Practice: 12:00 PM (Stretch & Individual only)  
 Open Locker Room: Post-Practice  
 Patriots QB Tom Brady Conference Call: 4:30 PM.

### THURSDAY, OCT. 27

Practice: 11:45 AM (Stretch & Individual only)  
 Coach Ryan Available: Post-Practice  
 Open Locker Room: Post-Practice  
 Assistant Coaches Available Upon Request:  
 Please submit interview requests and topics for assistant coaches to a member of the Bills media relations staff by 12 PM on Wednesday.

### FRIDAY, OCT. 28

Practice: 10:40 AM (Stretch & Individual Only)  
 Coach Ryan Available: Post-Practice  
 Open Locker Room: Post-Practice

### SATURDAY, OCT. 29

No Media Availability

### SUNDAY, OCT. 30

1:00 p.m. Bills vs. Patriots @ New Era Field

**Scott Berchtold - Senior Vice President/Communications**  
 scott.berchtold@bills.nfl.net :: 716-312-8701

**Kevin Kearns - Manager of Media Relations**  
 kevin.kearns@bills.nfl.net :: 716-312-8704

**Kristy Boncal - Alumni & Media Coordinator**  
 kristy.boncal@bills.nfl.net :: 716-312-8620

**Chris Jenkins - Executive Director of Media Relations**  
 chris.jenkins@bills.nfl.net :: 716-312-8702

**Chris Fanelli - Coordinator of Media Relations**  
 chris.fanelli@bills.nfl.net :: 716-312-8717

# BILLS 2016 REGULAR SEASON STATISTICS

BUFFALO BILLS / WEEK 7 / THROUGH SUNDAY, OCTOBER 23, 2016

WON 4, LOST 3

09/11	L 7-13	at Baltimore	71,104	McCoy	112	598	5.3	53	6
09/15	L 31-37	New York Jets	70,256	Taylor	41	271	6.6	49	2
09/25	W 33-18	Arizona	68,647	Gillislee	22	137	6.2	44t	2
10/02	W 16- 0	at New England	66,829	Jonathan William	8	23	2.9	7	0
10/09	W 30-19	at Los Angeles	83,679	Manuel	5	13	2.6	8	0
10/16	W 45-16	San Francisco	70,003	Felton	3	8	2.7	6	0
10/23	L 25-28	at Miami	65,658	Bush	7	6	0.9	5	1
10/30		New England		Woods	1	6	6.0	6	0
11/07		at Seattle		Tate	1	4	4.0	4	0
11/20		at Cincinnati		TEAM	200	1066	5.3	53	11
11/27		Jacksonville		OPPONENTS	206	875	4.2	53	8
12/04		at Oakland		* RECEIVING	No.	Yds	Avg	Long	TD
12/11		Pittsburgh		Woods	25	240	9.6	24	1
12/18		Cleveland		Clay	24	268	11.2	33	0
12/24		Miami		McCoy	20	97	4.9	13	1
01/01		at New York Jets		Goodwin	12	258	21.5	84t	3

	Buff.	Opp.	Powell	9	73	8.1	14	0
TOTAL FIRST DOWNS	127	149	O'Leary	6	84	14.0	28	0
Rushing	57	51	Watkins	6	63	10.5	19	0
Passing	59	83	Salas	4	89	22.3	71t	1
Penalty	11	15	Hunter LG	4	59	14.8	30t	2
3rd Down: Made/Att	32/89	32/92	Hunter TM	4	59	14.8	30t	2
3rd Down Pct.	36.0	34.8	Gillislee	3	27	9.0	18t	1
4th Down: Made/Att	3/4	2/9	Tate	2	31	15.5	25	0
4th Down Pct.	75.0	22.2	Bush	1	13	13.0	13	0

POSSESSION AVG.	27:32	32:28	Felton	1	5	5.0	5	0
TOTAL NET YARDS	2292	2525	TEAM	117	1307	11.2	84t	9
Avg. Per Game	327.4	360.7	OPPONENTS	138	1786	12.9	66t	4

Total Plays	412	456	* INTERCEPTIONS	No.	Yds	Avg	Long	TD
Avg. Per Play	5.6	5.5	Gilmore	2	48	24.0	34	0
NET YARDS RUSHING	1066	875	Robey-Coleman	2	44	22.0	41t	1
Avg. Per Game	152.3	125.0	Graham	1	0	0.0	0	0
Total Rushes	200	206	White	1	0	0.0	0	0

NET YARDS PASSING	1226	1650	TEAM	6	92	15.3	41t	1
Avg. Per Game	175.1	235.7	OPPONENTS	2	0	0.0	0	0
Sacked/Yards Lost	17/81	21/136	* PUNTING	No.	Yds	Avg	Net	TB
Gross Yards	1307	1786	Schmidt	35	1516	43.3	40.5	2

Att./Completions	195/117	229/138	TEAM	35	1516	43.3	40.5	2
Completion Pct.	60.0	60.3	OPPONENTS	29	1226	42.3	36.4	2
Had Intercepted	2	6	* PUNT RETURNS	Ret	FC	Yds	Avg	Long
PUNTS/AVERAGE	35/43.3	29/42.3	Tate	12	6	130	10.8	31

NET PUNTING AVG.	35/40.5	29/36.4	Bush	0	1	0	---	0
PENALTIES/YARDS	49/459	55/417	TEAM	12	7	130	10.8	31
FUMBLES/BALL LOST	8/2	15/6	OPPONENTS	15	4	59	3.9	12

TOUCHDOWNS	23	12	* KICKOFF RETURNS	No.	Yds	Avg	Long	TD
Rushing	11	8	Tate	12	276	23.0	45	0
Passing	9	4	Felton	2	18	9.0	11	0

Returns	3	0	Bush	1	22	22.0	22	0
* SCORE BY PERIODS	Q1	Q2	Q3	Q4	OT	PTS	O'Leary	1
TEAM	41	49	51	46	0	187	TEAM	16

OPPONENTS	18	51	24	38	0	131	OPPONENTS	23
* SCORING	TD-Ru	Pa	Rt	K-PAT	FG	S	PTS	* FIELD GOALS
Carpenter	0	0	0	0	20/22	9/11	0	47

McCoy	7	6	1	0	0	0	42	TEAM
Gillislee	3	2	1	0	0	0	18	OPPONENTS
Goodwin	3	0	3	0	0	0	18	Carpenter: (49N)(39G)(19G,45G)(34G,43G,47N,44G)

Hunter LG	2	0	2	0	0	0	12	OPP: (50G,37G)(28G,29G,36G)(60G)(48N)(37G,32G,
Hunter TM	2	0	2	0	0	0	12	54G,22G)(33G,48G,47G)(36G,33G)
Robey-Coleman	2	0	0	2	0	0	12	

Taylor	2	2	0	0	0	0	12	2-Pt Conv: Bush, TM 1-1, OPP 1-2
Bush	1	1	0	0	0	0	8	SACKS: Alexander 9, Hughes 4, Z. Brown 2,
Salas	1	0	1	0	0	0	6	A. Washington 2, Douzable 1.5,

A. Williams	1	0	0	1	0	0	6	K. Williams 1.5, Graham 1, TM 21, OPP 17
Woods	1	0	1	0	0	0	6	FUM/LOST: Taylor 3/1, McCoy 2/0, Manuel 1/0,
TEAM	23	11	9	3	20/22	9/11	0	187

OPPONENTS	12	8	4	0	10/10	15/16	1	131
-----------	----	---	---	---	-------	-------	---	-----

* PASSING	Att	Cmp	Yds	Cmp%	Yds/Att	TD	TD%	Int	Int%	Long	Sack/Lost	Rating
Taylor	192	116	1297	60.4	6.76	9	4.7	2	1.0	84t	17/ 81	91.9

Manuel	3	1	10	33.3	3.33	0	0.0	0	0.0	10	0/ 0	43.8
TEAM	195	117	1307	60.0	6.70	9	4.6	2	1.0	84t	17/ 81	91.1
OPPONENTS	229	138	1786	60.3	7.80	4	1.7	6	2.6	66t	21/ 136	79.7

# BILLS 2016 REGULAR SEASON STATISTICS

## 2016 DEFENSIVE STATS

### DEFENSIVE TACKLES

PLAYER	Solo	Assist	TFL	TOTAL
Z. Brown	51	23	7	74
P. Brown	34	23	2	57
R. Darby	31	2	0	33
C. Graham	24	6	1	30
L. Alexander	24	5	7	29
K. Williams	18	9	4	27
J. Hughes	18	8	5	26
S. Gilmore	20	3	0	23
A. Williams	13	7	1	20
L. Douzable	10	8	3	18
R. Blanton	10	2	0	12
N. Robey-Coleman	10	1	1	11
C. Bryant	5	6	0	11
C. White	9	1	0	10
A. Washington	6	4	2	10
J. Worthy	3	4	1	7
L. McCray	3	3	0	6
K. Seymour	4	0	0	4
D. Williams	4	0	0	4
J. Meeks	0	3	0	3
B. Spikes	1	2	0	3
R. Humber	2	0	0	2
S. Lawson	1	0	0	1
<b>TOTAL</b>	<b>301</b>	<b>120</b>	<b>34</b>	<b>421</b>

### FUMBLE RECOVERIES

P. Brown	2
N. Robey-Coleman	1
A. Williams	1
C. Graham	1
<b>TOTAL</b>	<b>5</b>

### PASSES DEFENSED

R. Darby	7
S. Gilmore	7
C. Graham	6
A. Williams	5
N. Robey-Coleman	4
L. Alexander	2
J. Hughes	2
C. White	1
D. Williams	1
A. Washington	1
J. Meeks	1
<b>TOTAL</b>	<b>37</b>

### SACKS

L. Alexander	9.0
J. Hughes	4.0
Z. Brown	2.0
A. Washington	2.0
L. Douzable	1.5
K. Williams	1.5
C. Graham	1.0
<b>TOTAL</b>	<b>21.0</b>

### INTERCEPTIONS

S. Gilmore	2
N. Robey-Coleman	2
C. Graham	1
C. White	1
<b>TOTAL</b>	<b>6</b>

### FUMBLES FORCED

L. Alexander	3
Z. Brown	2
P. Brown	1
J. Hughes	1
L. McCray	1
<b>TOTAL</b>	<b>8</b>

### DEFENSIVE TOUCHDOWNS

N. Robey-Coleman	2
A. Williams	1
<b>TOTAL</b>	<b>3</b>

### SPECIAL TEAMS TACKLES

PLAYER	Solo	Assist	TOTAL
R. Blanton	7	0	7
R. Humber	5	1	6
L. Alexander	3	3	6
J. Meeks	5	0	5
N. Robey-Coleman	4	0	4
M. Gillislee	3	0	3
G. Sanborn	0	2	2
C. Anderson	2	0	2
C. Graham	2	0	2
K. Seymour	2	0	2
P. Brown	1	0	1
L. McCray	1	0	1
C. White	1	0	1
<b>TOTAL</b>	<b>36</b>	<b>6</b>	<b>42</b>

## 2016 AFC EAST STANDINGS

TEAM	W	L	HOME	ROAD	PF	PA
New England	6	1	3-1	3-0	176	107
<b>Buffalo</b>	<b>4</b>	<b>3</b>	<b>2-1</b>	<b>2-2</b>	<b>187</b>	<b>131</b>
Miami	3	4	3-1	0-3	146	159
New York	2	5	1-2	1-3	119	180

## BILLS 2016 RANKINGS

### OFFENSE

Category	Total	AFC Rank	NFL Rank
Total Yards/Game	327.4	13th	25th
Points Per Game	26.7	3rd	6th
Passing Yards/Game	175.1	16th	31st
Passing Yards/Attempt	6.70	14th	29th
Interceptions	2	T-2nd	T-4th
Rushing Yards/Game	152.3	1st	2nd
Rushing Yards/Play	5.33	1st	1st
Times Sacked	17.0	T-12th	T-22nd
1st Downs/Game	18.14	15th	29th
3rd Down Efficiency	36%	12th	24th
4th Down Efficiency	75%	2nd	6th
Time of Possession	27:31	15th	28th
Punt Return Average	10.8	6th	14th
Kick Return Average	20.6	9th	20th
Net Punt Average	40.5	9th	16th
Field Goal Percentage	82%	9th	19th

### DEFENSE

Category	Total	AFC Rank	NFL Rank
Total Yards/Game	360.7	9th	18th
Points Per Game	18.7	3rd	8th
Passing Yards/Game	235.7	6th	11th
Passing Yards/Attempt	7.80	8th	17th
Interceptions	6	T-7th	T-5th
Rushing Yards/Game	125.0	12th	27th
Rushing Yards/Play	4.25	8th	18th
Sacks	21.0	2nd	2nd
1st Downs/Game	21.29	13th	T-21st
3rd Down Efficiency	34.8%	5th	9th
4th Down Efficiency	22.2%	T-3rd	T-4th
Time of Possession	32:28	15th	28th
Punt Return Average	3.9	1st	1st
Kick Return Average	18.4	3rd	5th
Net Punt Average	36.4	3rd	5th
Field Goal Percentage	94%	T-13th	T-29th

>>> THE BILLS ARE  
**FIRST IN THE NFL**  
IN RUSHING YARDS PER PLAY  
THIS SEASON



## LAST GAME: BILLS-DOLPHINS

**REGULAR SEASON WEEK 7** -Bills 25, Dolphins  
October 23, 2016 - Hard Rock Stadium - 65,658

The Buffalo Bills were unable to win their fifth straight game, losing a close contest to the Miami Dolphins, 28-25, at Hard Rock Stadium. With the result, Buffalo slips to 4-3 on the season.

Quarterback Tyrod Taylor threw for 221 yards and a touchdown and added 35 yards and a score on the ground, his fourth career game with a touchdown on the air and ground. WR Marquise Goodwin caught four passes for 93 yards and a 67-yard touchdown and RB Reggie Bush added his first Bills touchdown in the fourth quarter. Defensively, LB Lorenzo Alexander extended his sack streak to seven games and upped his NFL-high total to 9.0 on the year. Defensive back Ronald Darby added a game-high eight solo tackles and safety Corey Graham added three passes defended.

Wide receiver Brandon Tate added 71 total return yards and 31 yards receiving.

Running back Jay Ajayi led the Dolphins with 214 yards rushing and one score. Kenny Stills added five catches for 100 yards, including a 66-yard receiving touchdown, and WR Jarvis Landry chipped in 78 yards through the air. Cameron Wake had a game-high 1.5 sacks for the Dolphins, who had four total as a team.

TEAM	1	2	3	4	Final
BILLS	3	7	7	8	25
DOLPHINS	3	3	8	14	28

TEAM	QTR.	TIME	SCORING PLAY	DRIVE	SCORE
Dolphins	1	7:28	A.Franks 36 yd. Field Goal	15-64, 7:32	0-3
Bills	1	0:49	D.Carpenter 29 yd. Field Goal	6-20, 1:59	3-3
Bills	2	11:47	T.Taylor 10 yd. run (D.Carpenter kick)	7-40, 2:50	10-3
Dolphins	2	3:47	A.Franks 33 yd. Field Goal	12-58, 8:00	10-6
Bills	3	5:51	M.Goodwin 67 yd. pass from T.Taylor (D.Carpenter kick)	1-67, 0:09	17-6
Dolphins	3	0:18	J.Ajayi 4 yd. run (R.Tannehill-J.Landry pass)	10-75, 5:33	17-14
Dolphins	4	3:56	D.Williams 12 yd. run (A.Franks kick)	6-64, 3:49	17-21
Dolphins	4	2:24	K.Stills 66 yd. pass from R.Tannehill (A.Franks kick)	3-70, 1:03	17-28
Bills	4	0:14	R.Bush 1 yd. run (T.Taylor-R.Bush pass)	13-75, 2:10	25-28

	BUF	MIA
First Downs	16	26
Rushes-Yards	22-67	41-256
Net Passing Yards	200	198
Total Net Yards	267	454
Passing (A-C-I)	28-14-0	25-15-0
Sacked by Opp.	4-21	1-6
Punts-Average	7-41.1	5-25.0
Fumbles-Lost	0-0	0-0
Penalties	6-45	13-116
Time of Poss.	22:58	37:02

## WHAT TO LOOK FOR

### TEAM

- Looking to sweep season series against New England for the first time since 1999.

### OFFENSE

#### QB Tyrod Taylor

- Needs one passing touchdown to reach 30 as a Bill
- Needs 47 rushing yards to pass Doug Flutie (885) for 3rd most by a quarterback in franchise history
- Needs 25 rushing yards to reach 1,000 for his career.

#### RB LeSean McCoy

- Needs 44 yards from scrimmage to reach 11,000 for his career. Would be the 77th player in NFL history to reach 11,000 yards.

### DEFENSE

#### DT Marcell Dareus

- Needs one sack to reach 31.5 for his career. That would tie him with Jeff Wright for second in team history among defensive tackles.

#### LB Lorenzo Alexander

- Needs one sack for reach 10 for the season.
- Looking to participate in a sack for the eighth straight game, which would be the second longest streak in franchise history behind Bruce Smith (9, 1986-87)
- Currently has 9.0 sacks through the first seven games of the season. The franchise record for sacks in the first eight games of the season is 11.0 by Mario Williams in 2013. Sacks became an official statistic in 1982.

#### CB Ronald Darby

- Needs two passes defended to reach 30 for his career. Will be the fastest Bill to reach 30 since they started tracking the stat in 2000.

#### LB Zach Brown

- Brown currently has 74 tackles. The franchise record for tackles in the first eight weeks of a season is 81 by Kiko Alonso in 2013. Tackles became an official statistic in 1994.

#### LB Ramon Humber

- Will play in his 100th career game.

#### LB Jerry Hughes

- Needs one sack to reach 30 for his career as a Bill. Would be the sixth fastest to get to 30 sacks in franchise history.

### SPECIAL TEAMS

#### K Dan Carpenter

- Needs one field goal to reach 100 as a Bill

#### KR/PR Brandon Tate

- Needs 44 kick return yards to reach 5,000 for his career. Will be the 31st player in league history with 5,000 kick return yards.



## QUOTE OF THE WEEK

### **Bills HC Rex Ryan on special teams being a bright spot against Miami:**

“Well that’s the only phase that we won, clearly. We got beat in the other two phases. Sometimes if you’re fortunate, the special teams can carry the day; but we didn’t contribute on defense or offense for that matter.”

## BILLS-PATRIOTS SERIES HIGHS

### **RUSHING YARDS**

**Bills:** 250, O.J. Simpson 9/16/73 @ NE

**Patriots:** 189, LeGarrette Blount 12/29/13 @ NE

### **RECEIVING YARDS**

**Bills:** 177, Eric Moulds 11/29/98 @NE

**Patriots:** 217, Wes Welker 9/25/11 @BUF

### **PASSING YARDS**

**Bills:** 369, Ryan Fitzpatrick 9/25/11 @ BUF

**Patriots:** 466, Tom Brady 9/21/15 @BUF

## TALE OF THE TAPE - 2016 STATS

Bills	Category	Patriots
4-3	Record	6-1
187	Points Scored	176
131	Points Allowed	107
23	Touchdowns Scored	21
12	Touchdowns Allowed	12
11	Rushing TDs	9
9	Passing TDs	12
3	Return TDs	0
8	Rushing TDs Allowed	3
4	Passing TDs Allowed	9
0	Return TDs Allowed	0
17/81	Sacked/Yards Lost	12/74
8/2	Fumbles/Lost	14/6
2	Had Intercepted	0
9/11	Field Goals Made/Attempted	9/12
327.4	Average Yards Per Game	383.6
360.7	Opp. Average Yards Per Game	351.0
152.3	Average Rushing Yards Per Game	122.7
125.0	Opp. Avg. Rushing Yards Per Game	92.3
175.1	Average Passing Yards Per Game	260.9
235.7	Opp. Avg. Passing Yards Per Game	258.7
+8	Turnover Ratio	+3
27:31	Average Time of Possession	30:28
25th/2nd/31st	NFL Rank-Total Offense/Run/Pass	7th/6th/10th
18th/27th/11th	NFL Rank-Total Defense/Run/Pass	14th/11th/20th
At Seattle	Next Week	BYE

## 2016 BILLS/PATRIOTS LEADERS

### **BILLS PASSING**

Tyrod Taylor - 1297 yards  
EJ Manuel - 10 yards

### **PATRIOTS**

Tom Brady - 1004 yards  
Jimmy Garoppolo - 496 yards  
Jacoby Brissett - 400 yards

### **RUSHING**

LeSean McCoy - 598 yards  
Tyrod Taylor - 271 yards  
Mike Gillislee - 137 yards  
Jonathan Williams - 23 yards

LeGarrette Blount - 566 yards  
James White - 92 yards  
Jacoby Brissett - 83 yards  
Julian Edelman - 39 yards

### **RECEIVING**

Charles Clay - 268 yards  
Marquise Goodwin - 258 yards  
Robert Woods - 240 yards  
LeSean McCoy - 97 yards  
Greg Salas - 89 yards  
Nick O’Leary - 84 yards

Rob Gronkowski - 375 yards  
Martellus Bennett - 367 yards  
Julian Edelman - 321 yards  
Chris Hogan - 300 yards  
James White - 244 yards  
Danny Amendola - 160 yards

### **POINTS**

Dan Carpenter - 47 points  
LeSean McCoy - 42 points  
Mike Gillislee - 18 points  
Marquise Goodwin - 18 points  
Justin Hunter - 12 points  
Nickell Robey-Coleman - 12 points  
Tyrod Taylor - 12 points  
Reggie Bush - 8 points  
Aaron Williams - 6 points  
Robert Woods - 6 points  
Greg Salas - 6 points

LeGarrette Blount - 48 points  
Stephen Gostkowski - 46 points  
Martellus Bennett - 24 points  
James White - 18 points  
Danny Amendola - 12 points  
Rob Gronkowski - 12 points  
Chris Hogan - 6 points  
Jacoby Brissett - 6 points  
Don’ta Hightower - 6 points

### **INTERCEPTIONS**

Stephon Gilmore - 2  
Nickell Robey-Coleman - 2  
Corey Graham - 1  
Corey White - 1

Jamie Collins - 2  
Patrick Chung - 1  
Malcolm Butler - 1  
Duron Harmon - 1

### **SACKS**

Lorenzo Alexander - 9.0  
Jerry Hughes - 4.0  
Leger Douzable - 1.5  
Kyle Williams - 1.5  
Corey Graham - 1.0  
Zach Brown - 2.0  
Adolphus Washington - 2.0

Jabaal Sheard - 3.5  
Malcolm Brown - 2.0  
Don’ta Hightower - 1.5  
Jamie Collins - 1.0  
Alan Branch - 1.0  
Chris Long - 1.0  
Vincent Valentine - 1.0

### **TACKLES**

Zach Brown - 74  
Preston Brown - 57  
Ronald Darby - 33  
Corey Graham - 30  
Lorenzo Alexander - 29  
Kyle Williams - 27

Logan Ryan - 45  
Patrick Chung - 44  
Jamie Collins - 40  
Devin McCourty - 39  
Malcolm Butler - 29  
Don’ta Hightower - 27

## FORMER BILLS / PATRIOTS

- Bills G **Ryan Groy** spent part of the 2015 preseason with the Patriots after New England acquired him in a trade from Chicago.
- Bills LB **Ramon Humber** was a member of the Patriots for most of the 2016 offseason and preseason activities.
- Bills LB **Brandon Spikes** was drafted by the Patriots in the second round of the 2010 draft, playing with the club for four seasons. After playing with the Bills in 2014, Spikes returned for a second stint in New England, spending a portion of the 2015 offseason with the team.
- Bills WR **Brandon Tate** entered the NFL as a third round pick of the Patriots in 2009, making 11 starts in his two seasons there.
- Patriots WR **Chris Hogan** was a member of the Bills from 2012-15, playing in 48 games with 87 receptions for 959 yards and six touchdowns.
- Patriots DT **Alan Branch** spent the 2103 with the Bills, making 13 starts in 16 appearances.
- Bills senior offensive coach **Chris Palmer** served on the Patriots staff as a WR coach from 1993-95 and as a QB coach in 1996.
- Bills assistant head coach **Rob Ryan** was the Patriots' LB coach from 2000-03, winning two Super Bowls in that span.

## HOMETOWN CONNECTIONS

- Patriots TE **Rob Gronkowski** was born in Amherst, NY and attended Williamsville North High School for three years.
- Patriots TE coach **Brian Daboll** went to St. Francis High School and attended college at the University of Rochester.
- Bills LB **Jerry Hughes'** hometown of Sugar Land, TX is only 6.5 miles from Patriots TE **Martellus Bennett's** hometown of Alief, TX.
- Bills DE **Jerel Worthy** is from Huber Heights, OH, only 19 miles from Centerville OH, where Patriots G **Joe Thuney** and Patriots DT **Vincent Valentine** were born.

## ADDITIONAL CONNECTIONS

- Bills WR **Marquise Goodwin** and Patriots S **Nate Ebner** both have Olympic experience, with Goodwin representing the US in the 2012 Olympics (long jump) and Ebner participating in the 2016 Olympics (rugby sevens).

## PRO CONNECTIONS

- Bills G **Richie Incognito** played with Patriots WR **Danny Amendola** and Patriots DE **Chris Long** on the St. Louis Rams in 2009.
- Bills T **Jordan Mills** played with Patriots TE **Martellus Bennett** and Patriots LB **Shea McClellin** with the Chicago Bears in 2014.
- Bills RB **LeSean McCoy** played with Patriots S **Patrick Chung** with the Philadelphia Eagles in 2013.
- Bills RB **Reggie Bush** was teammates with Patriots DT **Vincent Valentine** on the Detroit Lions from 2013-14. Bush and Patriots LB **Rob Ninkovich** were both part of the Saints' 2006 draft class, playing in New Orleans together for two seasons.
- Bills assistant head coach **Rob Ryan** was the defensive coordinator for the Cleveland Browns in 2009-10 while Patriots TE coach **Brian Daboll** was the offensive coordinator for the Browns during that same span. Patriots special teams assistant coach **Ray Ventrone** played under Ryan as a safety from 2009-10 and Bills assistant special teams coach **Eric Smith** played under Daboll with the Jets from 2007-08. Bills TE coach **Tony Sparano** was an offensive quality control coach with the Miami Dolphins in 2011, when Daboll was the offensive coordinator.

## COLLEGE CONNECTIONS

- Bills assistant strength and conditioning coach **Hal Luther** was on the Syracuse football staff with Patriots defensive coordinator **Matt Patricia** from 2001-03.
- Bills defensive backs coach **Tim McDonald** and Patriots strength and conditioning coach **Moses Cabrera** were on the Fresno State football staff in 2012.
- Bills QB **Tyrod Taylor** and Patriots T **LaAdrian Waddle** were teammates at Virginia Tech from 2009-10.
- Bills T **Cyrus Kouandjio** and Patriots CB **Cyrus Jones** played at Alabama together from 2012-13, winning a national title following the 2012 season. Kouandjio and Patriots LB **Dont'a Hightower** also won a national championship together with the Crimson Tide following the 2011 season.
- Bills LB **Jerry Hughes** and Patriots T **Marcus Cannon** played at TCU together from 2006-09, though Cannon redshirted in '06.
- Bills RB **LeSean McCoy** and Patriots DL **Jabaal Sheard** were teammates at Pitt from 2007-08.



## BILLS - PROJECTED STARTERS

### OFFENSE

**WR ROBERT WOODS** - Leads the team with 25 catches for 240 yards and one touchdown on the season. Missed the last game with an injury.

**LT CORDY GLENN** - Has started 66 games in his first five seasons.

**LG RICHIE INCOGNITO** - Was elected to the Pro Bowl in 2015 and has started in all 125 games he's appeared in during his NFL career.

**C ERIC WOOD** - Has started all 102 games he has played in for Buffalo. Was selected to his first Pro Bowl in 2015.

**RG JOHN MILLER** - Has started in all 19 games he's appeared in so far in Buffalo.

**RT JORDAN MILLS** - Has played in 46 games with 41 starts during his NFL career.

**TE CHARLES CLAY** - Has 24 receptions for 268 yards this season.

**WR MARQUISE GOODWIN** - Has 12 catches for 258 yards and three touchdowns this season.

**QB TYROD TAYLOR** - Has completed 116 of 192 passes for 1,297 yards, nine touchdowns and two interceptions this season. Also has added 271 yards and two touchdowns on the ground. Threw for 3,035 yards, 20 touchdowns and 6 interceptions, added another 568 yards rushing and four touchdowns in 2015 on the way to his first Pro Bowl appearance.

**RB LESEAN MCCOY** - Has totaled 598 yards and six touchdowns on 112 carries this season. Also has 20 catches for 97 yards and a touchdown. A four-time Pro Bowler who rushed for 895 yards and three touchdowns, adding 292 yards receiving and two touchdowns in 2015.

**FB JEROME FELTON** - Has played in 22 games for the Bills and has helped block for the number one rushing offense in the NFL in the past two seasons.

#### KEY RESERVES

**RB MIKE GILLISLEE** - Has 22 rush attempts for 137 yards and two touchdowns on the season and has three receptions for 27 yards and a touchdown.

**WR WALT POWELL** - Has nine receptions for 73 yards this season.

**WR BRANDON TATE** - Has totaled 276 yards on 12 kick returns and 130 yards on 12 punt returns this year.

**WR JUSTIN HUNTER** - Has four catches for 59 yards and two touchdowns this season.

**TE NICK O'LEARY** - Has six catches for 84 yards this season.

### DEFENSE

**DT KYLE WILLIAMS** - Has 27 tackles, 1.5 sacks, four tackles for a loss and six QB hits this season. Has started 138-of-143 games and earned four-time Pro Bowl honors (2010, 2012, 2013, and 2014).

**NT MARCELL DAREUS** - Hoping to make his 2016 debut after a four-game suspension and missing the last three games with an injury. Has played in 78 games and has totaled 253 tackles, 30.5 sacks, 12 passes defended, 51 QB hits and 39 tackles for a loss.

**DE CORBIN BRYANT** - Has recorded 11 tackles so far this season.

**LB JERRY HUGHES** - Has totaled 26 tackles, four sacks, one forced fumble and two passes defended on the season. Also has five tackles for a loss and eight QB hits.

**LB ZACH BROWN** - Currently leads the league with 74 tackles on the season. Also has two sacks, two forced fumbles, four QB hits and seven tackles for a loss.

**LB PRESTON BROWN** - Has totaled 57 tackles, two tackles for a loss, one quarterback hit, one forced fumble and two fumble recoveries so far this season.

**LB LORENZO ALEXANDER** - Has totaled 29 tackles, a league-high 9.0 sacks, seven tackles for a loss, 12 QB hits, two passes defended and a league-high three forced fumbles on the year.

**CB RONALD DARBY** - Has recorded 33 tackles, one QB hit and seven passes defended this season.

**CB STEPHON GILMORE** - Has totaled 23 tackles, two interceptions and seven passes defended this season.

**S COREY GRAHAM** - Has 30 tackles, one sack, one tackle for a loss, one QB hit, one interception and six passes defended.

**S AARON WILLIAMS** - Has 20 tackles, one tackle for a loss, five passes defended and one fumble recovery that he returned for a touchdown so far this year.

#### KEY RESERVES

**CB NICKELL ROBEY-COLEMAN** - Has 11 tackles, one fumble recovery, four passes defended, two interceptions, one tackle for a loss, one forced fumble and two touchdowns this season.

**S ROBERT BLANTON** - Has 12 tackles so far this season.

**DE ADOLPHUS WASHINGTON** - Has totaled 10 tackles, two sacks, one pass defended, two QB hits and two tackles for a loss so far in his rookie season.

**DT JEREL WORTHY** - Has seven tackles and one tackle for a loss this season.

**DT LEGER DOUZABLE** - Has totaled 18 tackles, 1.5 sacks, three tackles for a loss and six QB hits this season.

**DT SHAQ LAWSON** - Had one tackle in his NFL debut.





## NEW FACES AT ONE BILLS DRIVE

**LB LORENZO ALEXANDER** signed with the Bills on April 12, 2016. He entered the NFL as an undrafted free agent with the Carolina Panthers. He has totaled 29 tackles, a league-high 9.0 sacks, seven tackles for a loss, 12 QB hits, two passes defensed and a league-high three forced fumbles on the year.

**S ROBERT BLANTON** signed with the Bills on March 18, 2016. Spent the previous four seasons with the Minnesota Vikings. Has 12 tackles so far this season.

**LB ZACH BROWN** signed with the Bills on April 4, 2016 after spending four seasons with the Tennessee Titans. Currently leads the league with 74 tackles on the season. Also has two sacks, two forced fumbles, four QB hits and seven tackles for a loss.

**RB REGGIE BUSH** signed with the Bills on August 1, 2016. He has played in 126 games with 95 starts in his career while recording 5,499 yards and 36 touchdowns on 1,281 rush attempts. He has also totaled 3,521 receiving yards and 18 touchdowns on 471 receptions in addition to returning 100 punts for 781 yards and four touchdowns.

**DE LEGER DOUZABLE** joined the Bills on June 13, 2016 as a free agent. Originally entered the league with the Minnesota Vikings as an undrafted free agent after the 2008 NFL Draft. Has totaled 18 tackles, 1.5 sacks, three tackles for a loss and six QB hits this season.

**TE MANASSEH GARNER** Joined the Bills active roster on October 21 after spending three weeks on the Bills practice squad. The former Pittsburgh Panther has yet to appear in a game.

**LB RAMON HUMBER** signed with the Bills on August 31, 2016. Humber has played in 99 career games while accumulating 145 tackles, 3.5 sacks, four passes defensed, eight quarterback hits, nine tackles for loss and one forced fumble.

**WR JUSTIN HUNTER** signed with the Bills on September 30, 2016. Hunter has appeared in 39 games and recorded 72 receptions for 1,175 yards and 10 touchdowns in his career.

**C PATRICK LEWIS** was claimed by the Bills off waivers on August 31, 2016. Lewis has played in 16 games with 13 career starts along the offensive line of the Seattle Seahawks.

**LB LARENTEE MCCRAY** was traded to the Bills from Green Bay on August 30, 2016. McCray has played in 31 games, accumulating 24 tackles, 2.0 sacks and three quarterback hits.

**T MICHAEL OLA** signed with the Bills on September 28, 2016. He has played in 26 games with nine starts in his career.

**LB BRANDON SPIKES** signed with the Bills on August 7, 2016. He has played in 73 games with 49 starts and has totaled 341 tackles, two sacks, six forced fumbles and two interceptions.

**WR BRANDON TATE** signed with the Bills on September 6, 2016. He has played in 105 games with 18 starts in his career, accumulating 57 receptions for 901 yards and six touchdowns.

**CB COREY WHITE** signed with the Bills as a free agent on April 4, 2016. Originally entered the league as a fifth round (162nd overall) pick in the 2012 NFL Draft by the New Orleans Saints. Has 10 tackles, one interception and one pass defensed this season.

## 2016 NFL DRAFT SELECTIONS

### LB SHAQ LAWSON

Had one tackle in his NFL debut. The Bills selected Lawson with the 19th overall pick of the 2016 NFL Draft. A 6-3, 267-pound Clemson product, Lawson finished his time with the Tigers as one of the school's all-time most prolific defenders. The Central, South Carolina native recorded 167 tackles, 46.5 tackles for a loss, 20 sacks, 29 quarterback pressures and two caused fumbles in 41 games played throughout his three collegiate seasons. A consensus first-team All-American in 2015, Lawson's 25.5 tackles for loss led the nation.

### DE ADOLPHUS WASHINGTON

Has totaled 10 tackles, two sacks, one pass defensed, two QB hits and two tackles for a loss so far in his rookie season. Selected in the third round (80th overall) of the 2016 NFL Draft. A native of Cincinnati, Ohio, Washington joins the Bills after spending the past four years as a pillar of the Ohio State defensive line. The 6-3, 301-pound defensive tackle started 31-of-49 career games played for the Buckeyes, totaling 142 tackles, 25 tackles for a loss, 13.5 sacks, three forced fumbles and seven quarterback hits. Washington earned Sporting News first-team All-American honors in 2015 after notching a personal-best 49 tackles as a senior with seven tackles for loss and four sacks.

### QB CARDALE JONES

Drafted by the Bills in the fourth-round (139th overall) of the 2016 NFL Draft. The signal caller for Ohio State's 2014 National Championship, Jones comes to Buffalo after recording a perfect 11-0 record as the Buckeyes starting quarterback. The 6-5, 253-pound Cleveland, Ohio native threw for 2,323 yards with 15 touchdowns, seven interceptions and a 61.9 completion percentage throughout his collegiate career. In 2015 as a redshirt junior, Jones started eight of the 10 games he appeared in while completing 110 of his 176 pass attempts for 1,460 yards, eight touchdowns and five interceptions.

### RB JONATHAN WILLIAMS

Has eight carries for 23 yards this season. Selected in the fifth round (156th overall) of the 2016 NFL Draft. A 6-0, 223-pound Arkansas product, Williams joins the Bills after four seasons with the Razorbacks. The Allen, Texas native played in 36 games with 24 starts in his collegiate career while racking up 2,321 yards and 16 touchdowns on 406 rush attempts in addition to recording 345 yards and six touchdowns on 26 receptions. Williams was forced to miss the 2015 season due to injury, but in 2014 the running back earned second-team All-SEC honors after carrying the rock 211 times for 1,190 yards and 12 touchdowns—including a four-touchdown performance versus Texas Tech.

### CB KEVON SEYMOUR

Has four tackles so far in his rookie season. Drafted by the Bills in the sixth round (218th overall) of the 2016 NFL Draft. Seymour, a 6-foot-0, 185-pounder, is a native of Pasadena, Calif. During four seasons with the Trojans, he registered 126 tackles, 19 passes defensed, on fumble recovery and three interceptions. He led USC as a junior in 2014 with 13 passes defensed.

# POSITION-BY-POSITION BREAKDOWN

## QUARTERBACKS (3)

No	Name	Pos	HT	WT	Exp	College
3	EJ Manuel	QB	6'4	237	4	Florida State
5	Tyrod Taylor	QB	6'1	215	6	Virginia Tech
7	Cardale Jones	QB	6'5	250	R	Ohio State

**EJ MANUEL** finished his third pro season starting two games and throwing for 561 yards on 52-of-84 passing with three touchdowns and three interceptions...**TYROD TAYLOR** has completed 116 of 192 passes for 1,297 yards, nine touchdowns and two interceptions this season. Also has added 271 yards and two touchdowns on the ground. Threw for 3,035 yards, 20 touchdowns and 6 interceptions, added another 568 yards rushing and four touchdowns in 2015 on the way to his first Pro Bowl appearance...**CARDALE JONES** was drafted by the Bills in the fourth round (139th overall) in the 2016 NFL Draft. He played three years at Ohio State appearing in 23 games and went 11-0 as a starter



## RUNNING BACKS (5)

No	Name	Pos	HT	WT	Exp	College
22	Reggie Bush	RB	6'0	201	11	Southern California
25	LeSean McCoy	RB	5'11	208	8	Pittsburgh
31	Jonathan Williams	RB	6'0	223	R	Arkansas
35	Mike Gillislee	RB	5'11	219	3	Florida
42	Jerome Felton	FB	6'0	248	9	Furman

**REGGIE BUSH** has played in 126 games with 95 starts in his career while recording 5,499 yards and 36 touchdowns on 1,281 rush attempts. He has also totaled 3,521 receiving yards and 18 touchdowns on 471 receptions in addition to returning 100 punts for 781 yards and four touchdowns...**LESEAN MCCOY** has totaled 598 yards and six touchdowns on 112 carries this season. Also has 20 catches for 97 yards and a touchdown. A four-time Pro Bowler who rushed for 895 yards and three touchdowns, adding 292 yards receiving and two touchdowns in 2015...**JONATHAN WILLIAMS** has eight carries for 23 yards this season. He was drafted by the Bills in the fifth round (156th overall) in the 2016 NFL Draft. The former Arkansas Razorback missed his senior season with a foot injury. In his three years in college, he managed to rush for 2,321 yards and 16 touchdowns, while adding another 345 yards and six touchdowns receiving...**MIKE GILLISLEE** has 22 rush attempts for 137 yards and two touchdowns on the season and has three receptions for 27 yards and a touchdown...**JEROME FELTON** has played in 22 games for the Bills and has helped block for the number one rushing offense in the NFL in the past two seasons.



# POSITION-BY-POSITION BREAKDOWN

## WIDE RECEIVERS (5)

No	Name	Pos	HT	WT	Exp	College
10	Robert Woods	WR	6'0	190	4	Southern California
15	Brandon Tate	WR	6'1	195	8	North Carolina
17	Justin Hunter	WR	6'4	203	4	Tennessee
19	Walt Powell	WR	6'0	189	2	Murray State
88	Marquise Goodwin	WR	5'9	179	4	Texas

**ROBERT WOODS** leads the team with 25 catches for 240 yards and one touchdown on the season...**BRANDON TATE** has totaled 276 yards on 12 kick returns and 130 yards on 12 punt returns this year...**JUSTIN HUNTER** has four catches for 59 yards and two touchdowns this season...**WALT POWELL** has nine receptions for 73 yards this season...**MARQUISE GOODWIN** has 12 catches for 258 yards and three touchdowns this season



## TIGHT ENDS (3)

No	Name	Pos	HT	WT	Exp	College
47	Manasseh Garner	TE	6'2	229	1	Pittsburgh
84	Nick O'Leary	TE	6'3	252	1	Florida State
85	Charles Clay	TE	6'3	255	6	Tulsa

**NICK O'LEARY** has six catches for 84 yards this season...  
**CHARLES CLAY** has 24 receptions for 268 yards this season...  
**MANASSEH GARNER** has yet to play in a game.



# POSITION-BY-POSITION BREAKDOWN

## OFFENSIVE LINE (10)

No	Name	Pos	HT	WT	Exp	College
64	Richie Incognito	G	6'3	319	10	Nebraska
66	Seantrel Henderson	T	6'7	331	3	Miami
67	Patrick Lewis	C	6'1	311	4	Texas A&M
70	Eric Wood	C	6'4	310	8	Louisville
71	Cyrus Kouandjio	T	6'7	332	3	Alabama
72	Ryan Groy	G	6'5	320	3	Wisconsin
74	Michael Ola	T	6'5	312	3	Hampton
76	John Miller	G	6'2	312	2	Louisville
77	Cordy Glenn	T	6'6	345	5	Georgia
79	Jordan Mills	T	6'5	316	4	Louisiana Tech

**RICHIE INCOGNITO** was elected to the Pro Bowl in 2015 and has started in all 26 games he's appeared in for the Bills...

**SEANTREL HENDERSON** has started in 26 games in his Bills career...**PATRICK LEWIS** has played in 16 games with 13 career starts along the offensive line of the Seattle Seahawks...**ERIC WOOD** has started all 102 games he has played in for Buffalo. Was selected to his first Pro Bowl in 2015...**CYRUS KOUANDJIO** has played in 17 games in his career with the Bills...**RYAN GROU** has appeared in 14 games in his career, starting in three games...

**MICHAEL OLA** has played in 26 games with nine starts in his career...**JOHN MILLER** has started in all 19 games he's appeared in so far in Buffalo...**CORDY GLENN** has started 66 games in his first five seasons. Helped pave the way for the number one rushing offense in the NFL during the 2015 season...**JORDAN MILLS** has played in 46 games with 41 starts during his NFL career.



## DEFENSIVE LINE (6)

No	Name	Pos	HT	WT	Exp	College
91	Leger Douzable	DE	6'4	284	7	Central Florida
92	Adolphus Washington	DT	6'4	295	R	Ohio State
94	Jerel Worthy	DE	6'2	308	3	Michigan State
95	Kyle Williams	DT	6'1	303	11	LSU
97	Corbin Bryant	DT	6'4	300	4	Northwestern
99	Marcell Dareus	NT	6'3	331	6	Alabama

**LEGER DOUZABLE** has totaled 18 tackles, 1.5 sacks, three tackles for a loss and six QB hits this season...**ADOLPHUS WASHINGTON** has totaled 10 tackles, two sacks, one pass defended, two QB hits and two tackles for a loss so far in his rookie season...**JEREL WORTHY** has seven tackles and one tackle for a loss this season...**KYLE WILLIAMS** has 27 tackles, 1.5 sacks, four tackles for a loss and six QB hits this season. Has started 138-of-143 games and earned four-time Pro Bowl honors (2010, 2012, 2013, and 2014)...**CORBIN BRYANT** has recorded 11 tackles so far this season...**MARCELL DAREUS** has played in 78 games and has totaled 253 tackles, 30.5 sacks, 12 passes defended, 51 QB hits and 39 tackles for a loss.



## POSITION-BY-POSITION BREAKDOWN

### LINEBACKERS (7)

No	Name	Pos	HT	WT	Exp	College
50	Ramon Humber	LB	5'11	235	8	North Dakota State
51	Brandon Spikes	LB	6'2	255	6	Florida
52	Preston Brown	LB	6'1	251	3	Louisville
53	Zach Brown	LB	6'1	248	5	UNC
55	Jerry Hughes	LB	6'2	254	7	TCU
56	Lerentee McCray	LB	6'3	249	4	Florida
57	Lorenzo Alexander	LB	6'1	245	10	California
90	Shaq Lawson	LB	6'3	270	R	Clemson

**RAMON HUMBER** has two tackles on defense and six tackles on special teams...**BRANDON SPIKES** has totaled three tackles this season...**PRESTON BROWN** has totaled 57 tackles, two tackles for a loss, one quarterback hit, one forced fumble and two fumble recoveries so far this season...**ZACH BROWN** currently leads the league with 74 tackles on the season. Also has two sacks, two forced fumbles, four QB hits and seven tackles for a loss...**JERRY HUGHES** has totaled 26 tackles, four sacks, one forced fumble and two passes defended on the season. Also has five tackles for a loss and eight QB hits...**LERENTEE MCCRAY** has six tackles and one forced fumble this season...**LORENZO ALEXANDER** has totaled 29 tackles, a league-high 9.0 sacks, seven tackles for a loss, 12 QB hits, two passes defended and a league-high three forced fumbles on the year...**SHAQ LAWSON** had one tackle in his NFL debut.

### SPECIALISTS (3)

No	Name	Pos	HT	WT	Exp	College
2	Dan Carpenter	K	6'2	228	9	Montana
6	Colton Schmidt	P	5'11	224	3	California-Davis
65	Garrison Sanborn	LS	6'1	240	8	Florida State

**DAN CARPENTER** has hit nine of his 11 field goal attempts this season and 20 of his 22 PATs...**COLTON SCHMIDT** has punted 35 times this season for an average of 43.3 yards per punt and has placed 12 punts inside the 20...**GARRISON SANBORN** has appeared in each of the team's 119 regular season games in his eight years with the Bills

### DEFENSIVE BACKS (10)

No	Name	Pos	HT	WT	Exp	College
20	Corey Graham	S	6'0	196	10	New Hampshire
21	Nickell Robey-Coleman	CB	5'8	165	4	Southern California
23	Aaron Williams	S	6'0	199	6	Texas
24	Stephon Gilmore	CB	6'1	190	5	South Carolina
26	Robert Blanton	S	6'1	200	5	Notre Dame
27	Duke Williams	S	5'11	201	4	Nevada
28	Ronald Darby	CB	5'11	195	2	Florida State
29	Kevon Seymour	CB	6'0	185	R	Southern California
30	Corey White	CB	6'1	210	5	Samford
36	Jonathan Meeks	S	6'0	209	4	Clemson

**COREY GRAHAM** has 30 tackles, one sack, one tackle for a loss, one QB hit, one interception and six passes defended... **NICKELL ROBEY-COLEMAN** has 11 tackles, one fumble recovery, four passes defended, two interceptions, one tackle for a loss, one forced fumble and two touchdowns this season...**AARON WILLIAMS** has 20 tackles, one tackle for a loss, five passes defended and one fumble recovery that he returned for a touchdown so far this year...**STEPHON GILMORE** has totaled 23 tackles, two interceptions and seven passes defended this season...**ROBERT BLANTON** has 12 tackles on the season...**DUKE WILLIAMS** has four tackles and one pass defended so far this season...**RONALD DARBY** has recorded 33 tackles, one QB hit and seven passes defended this season...**KEVON SEYMOUR** has four tackles so far in his rookie year...**COREY WHITE** has 10 tackles, one interception and one pass defended this season...**JONATHAN MEEKS** has three tackles on defense and one fumble recovery on special teams.

OFFENSE NOTES

**WIN WITH THE RUN**

The Bills picked up where they left off last season and are pounding the rock at a high level. After leading the NFL in rushing last season, the Bills rank second this season in rushing yards per game:

**NFL RUSHING LEADERS - 2016**

RK.	TEAM	RUSHING YARDS PER GAME
1.	Dallas	161.2
<b>2.</b>	<b>Buffalo</b>	<b>152.3</b>
3.	Tennessee	143.4
4.	San Francisco	128.6
5.	Arizona	125.4

The Bills lead the NFL in yards per carry at 5.33 yards per carry:

**NFL RUSHING LEADERS - 2016**

RK.	TEAM	RUSHING YARDS PER CARRY
<b>1.</b>	<b>Buffalo</b>	<b>5.33</b>
2.	Cleveland	5.05
3.	Miami	5.00
4.	Tennessee	4.85
5.	Dallas	4.79

The reason the Bills have been able to establish such a high yards per carry average is due to the fact that Buffalo has consistently ripped off runs over 10 and 20 yards. The Bills lead the league with 33 rushes over 10 yards and 12 rushes over 20 yards:

**NFL RUSHING LEADERS - 2016**

RK.	TEAM	10+ YARD RUNS	10+ YARD TDS
<b>1.</b>	<b>Buffalo</b>	<b>33</b>	<b>6</b>
2.	Cleveland	30	2
3.	Miami	28	3
4.	Denver	26	1
5t.	Houston	24	0
5t.	Washington	24	2

RK.	TEAM	20+ YARD RUNS	20+ YARD TDS
<b>1.</b>	<b>Buffalo</b>	<b>12</b>	<b>3</b>
2.	Dallas	8	1
3.	Oakland	7	2
4.	Cleveland	6	2
5t.	Six Teams Tied	5	0

OFFENSE NOTES

**PUTTING UP POINTS**

The Bills have made a big jump up the scoring offense rankings after their past few performances. Buffalo is averaging 26.7 points per game this season, which is the sixth best average in the NFL:

**NFL SCORING LEADERS - 2016**

RK.	TEAM	POINTS PER GAME
1.	Atlanta	32.7
2.	San Diego	29.4
3.	New Orleans	29.3
4.	Indianapolis	27.7
5.	Carolina	26.8
<b>6.</b>	<b>Buffalo</b>	<b>26.7</b>

**PRODUCING IN THE RED ZONE**

The Bills have taken better advantage of their opportunities in the red zone this season, as they have scored touchdowns on 13 of their 18 trips inside this season. That touchdown efficiency currently ranks fifth in the NFL:

**NFL RED ZONE LEADERS - 2016**

RK.	TEAM	RED ZONE TD %
1.	New Orleans	19/24, 79.2%
2.	Tennessee	15/19, 78.9%
3.	Carolina	16/21, 78.6%
4.	Oakland	15/20, 75.0%
<b>5.</b>	<b>Buffalo</b>	<b>13/18, 72.2%</b>

Buffalo has been able to reach the end zone because they've been able to keep drives alive in the red zone by converting five of their nine third downs, which ranks fourth in the NFL:

**NFL RED ZONE LEADERS - 2016**

RK.	TEAM	RED ZONE 3RD DOWN %
1.	Tennessee	5/8, 62.5%
2t.	New Orleans	8/14, 57.1%
2t.	Pittsburgh	4/7, 57.1%
<b>4.</b>	<b>Buffalo</b>	<b>5/9, 55.6%</b>
5.	Green Bay	10/19, 52.6%

SPECIAL TEAMS NOTES

**LIMIT THE RETURN**

The Bills punt coverage unit has been performing at an elite level so far this season. Buffalo is allowing 3.9 yards per punt return which is the lowest average in the NFL:

**NFL PUNT RETURN LEADERS- 2016**

RK.	TEAM	OPPONENT PUNT RETURN AVG
<b>1.</b>	<b>Buffalo</b>	<b>3.9</b>
2.	Kansas City	4.9
3.	Los Angeles	5.2
4.	San Diego	5.6
5.	Detroit	5.8

DEFENSE NOTES

**GET AFTER THE QB**

The Bills have been effective so far this season in regards to putting pressure on the opposing quarterback. Their 21 sacks are the second most in the NFL this season:

**NFL SACK LEADERS - 2016**

RK.	TEAM	SACKS
1.	Denver	22.0
<b>2.</b>	<b>Buffalo</b>	<b>21.0</b>
3t.	Arizona	20.0
3t.	Philadelphia	20.0
3t.	Seattle	20.0
3t.	Tennessee	20.0

**PROTECT THE END ZONE**

The Bills have done a much better job this season of limiting the point production from their opponents. Buffalo is only allowing 18.7 points per game this season, which is the eighth best average in the NFL:

**NFL SCORING LEADERS - 2016**

RK.	TEAM	POINTS PER GAME ALLOWED
1t.	Minnesota	14.0
1t.	Seattle	14.0
3.	Philadelphia	14.7
4.	New England	15.3
5.	Arizona	15.7
6.	Denver	16.7
7.	Dallas	17.8
<b>8.</b>	<b>Buffalo</b>	<b>18.7</b>

**SHUTTING DOWN THE RED ZONE**

The Bills have taken their defense to another level so far this season when the opposing team has entered the red zone. The Bills have only allowed eight touchdowns in 22 trips to the red zone, which leads the NFL:

**NFL RED ZONE LEADERS - 2016**

RK.	TEAM	RED ZONE TD %
<b>1.</b>	<b>Buffalo</b>	<b>8/22, 36.4%</b>
2.	Seattle	5/13, 38.5%
3.	NY Giants	9/22, 40.9%
4.	Carolina	8/19, 42.1%
5.	Pittsburgh	9/20, 45.0%

Buffalo has been able to limit the production of their opponents in the red zone this season because they have only allowed one 3rd down conversion in that area of the field:

**NFL RED ZONE LEADERS - 2016**

RK.	TEAM	RED ZONE 3RD DOWN %
<b>1.</b>	<b>Buffalo</b>	<b>1/12, 8.3%</b>
2.	Pittsburgh	2/15, 13.3%
3.	Philadelphia	2/11, 18.2%
4.	Oakland	4/17, 23.5%

TEAM NOTES

**Keys To Success**

The Bills have taken advantage of some big victories to work their way up the point differential chart. Buffalo currently ranks third with a differential of +56:

**NFL SCORING DIFFERENTIAL LEADERS - 2016**

RK.	TEAM	POINT DIFFERENTIAL
1.	New England	+69
2.	Philadelphia	+69
<b>3.</b>	<b>Buffalo</b>	<b>+56</b>
4.	Dallas	+52
5.	Denver	+50

Buffalo has used the turnover battle to get the season back on track after losing their first two games. Their differential of +8 is tied for second in the NFL:

**NFL TURNOVER LEADERS - 2016**

RK.	TEAM	TURNOVER DIFFERENTIAL
1.	Minnesota	+11
<b>2t.</b>	<b>Buffalo</b>	<b>+8</b>
2t.	Oakland	+8
4.	Kansas City	+7
5.	Philadelphia	+6

Buffalo has been able to stay in the positives when it comes to turnover differential because they have the fewest giveaways in the league with 4:

**NFL TURNOVER LEADERS - 2016**

RK.	TEAM	GIVEAWAYS
<b>1.</b>	<b>Buffalo</b>	<b>4</b>
2t.	Dallas	5
2t.	Detroit	5
2t.	Minnesota	5
2t.	Oakland	5
2t.	Seattle	5





## 2016 BY THE NUMBERS

**0** The Bills allowed zero points in their Week Four matchup with the Patriots. It was the first shutout by the Bills since 2013.

**1** The Bills have allowed one third down conversion inside the red zone this season.

**1ST** Lorenzo Alexander is the first Bill to participate in a sack in each of the team's first seven games of the season since sacks became an official stat in 1982.

**1ST** Lorenzo Alexander is the first linebacker in Bills history with a sack in seven consecutive games.

**2** Nickell Robey-Coleman has two defensive touchdowns on the season which leads the NFL. He has scored on a fumble recovery and on an interception.

**3** LeSean McCoy is one of three active players with 65+ career touchdowns, 8,000 rushing yards and 2,500 receiving yards.

**4** The Bills won four straight games for the first time since the 2008 season.

**4** The Bills rushed for four touchdowns against the 49ers in Week 6, which marked the first time since 1995 that Buffalo had four rushing touchdowns in one game at home.

**9.0** Lorenzo Alexander currently leads the NFL with 9.0 sacks.

**8TH** The Bills were the eighth team since 1991 to record four interceptions in the 4th quarter after their performance against the Cardinals in Week Three.

**+8** The Bills have been able to capitalize on turnovers on their four game winning streak and Buffalo currently is tied for second in the NFL with a turnover differential of +8.

**17** Zach Brown had a career-high 17 tackles against the Patriots in Week Four.

**20** Tyrod Taylor reached 4,000 passing yards with the Bills in his 20th game, the fourth quickest in franchise history.

**21.0** The Bills currently have 21.0 sacks and rank second in the NFL.

**33-18** The Bills defeated the Cardinals 33-18 in Week Three. It was the first NFL game to finish with a score of 33-18 since 2000. (Giants 33, Eagles 18)

**49** Tyrod Taylor set a career-high with a 49-yard run in Week Three against Arizona. It is the longest run by a quarterback in Bills history.

**50** LeSean McCoy recorded the 50th rushing touchdown of his career against the Cardinals in Week Three. He is one of five active running backs with over 50 rushing touchdowns.

**74** Zach Brown's 74 tackles lead the NFL and are the most ever by a Bill through the first seven weeks of a season.

**70** Tyrod Taylor has rushed for over 70 yards three times. No other Bills QB has done it more than once.

**100** Eric Wood played in his 100th career game as a Bill against Los Angeles.

**100+** LeSean McCoy has gone over 100 yards from scrimmage in 11 of the last 15 games.

**150** LeSean McCoy rushed for 150 yards against the Rams, which is the most McCoy has rushed for as a Bill.

**200+** After turning in a 312 yard rushing performance against the 49ers, the Bills have gone over 200 yards on the ground four times in the last two seasons..

**312** The Bills rushed for 312 yards against the 49ers in Week 6, which is the fifth highest rushing total in team history and the most since 1992.

**491** Buffalo piled up 491 yards of total offense against the 49ers which was the 10th highest total in team history and the most at home since 1991.

**1990** The Bills victory against the Patriots in Week Four was the first shutout by the Bills on the road since 1990.

**2,000** Robert Woods eclipsed the 2,000 career receiving yards mark in the Week Four game against the Patriots.

**2012** Zach Brown is the first Bill since Jairus Byrd in 2012 to force two fumbles in one game.



## TAYLOR RUNNING THE SHOW

QB Tyrod Taylor has completed 116 of 192 passes for 1,297 yards, nine touchdowns and two interceptions this season. He also has added 271 yards and two touchdowns on the ground.

Taylor's 271 rushing yards currently leads the NFL amongst quarterbacks as he continues to provide a dynamic threat on the ground and in the air:

### NFL RUSHING STATS - QBs 2016 season

RK.	PLAYER, TEAM	RUSHING YARDS
1.	<b>Tyrod Taylor, BUF</b>	<b>271</b>
2.	Marcus Mariota, TEN	210
3.	Blaine Gabbert, SF	172
4.	Colin Kaepernick, SF	150
5.	Andrew Luck, IND	149

Since taking control of the starting job at the beginning of the 2015 season, Taylor has continually turned in steady performances. His QB rating ranks eighth in the league over the past two seasons:

### NFL PASSING STATS - 2015-2016 season

RK.	PLAYER, TEAM	QB RATING
1.	Tom Brady, NE	106.4
2.	Russell Wilson, SEA	105.4
3.	Andy Dalton, CIN	104.1
4.	Drew Brees, NO	102.0
5.	Matthew Stafford, DET	99.5
6.	Kirk Cousins, WAS	98.5
7.	Carson Palmer, ARZ	98.1
8.	<b>Tyrod Taylor, BUF</b>	<b>96.9</b>

Taylor raised his passing total with the Bills over 4,000 yards against the 49ers in his 20th game as a Bill. He was the fourth fastest to 4,000 passing yards in franchise history:

### BILLS PASSING YARDS - FRANCHISE HISTORY

RK.	PLAYER	GAMES TO 4,000
1.	Drew Bledsoe	15
2.	Jim Kelly	18
3.	Doug Flutie	19
4.	<b>Tyrod Taylor</b>	<b>20</b>

Taylor also leads the NFL since the beginning of the 2015 season in regards to rushing average. Among all players with at least 100 rushing attempts, Taylor's average of 5.79 yards per carry is tops in the NFL:

### NFL RUSHING STATS - 2015-16 season

RK.	PLAYER, TEAM	RUSHING AVG.
1.	<b>Tyrod Taylor, BUF</b>	<b>5.79</b>
2.	Jay Ajayi, MIA	5.43
3.	Spencer Ware, KC	5.36
4.	Thomas Rawls, SEA	5.15
5.	Alex Smith, KC	5.13

## TAYLOR IN 2015

Taylor completed 242 of 380 pass attempts for 3,035 yards, 20 touchdowns and six interceptions last season. He also added a franchise quarterback record 568 rushing yards and four touchdowns on 104 attempts.

Taylor became just the third QB in NFL history to finish a season with a passer rating over 99 and over 40 yards rushing per game:

### NFL PASSER RATING AND RUSHING YARDS - NFL HISTORY

RK.	PLAYER, TEAM (YEAR)	PASSER RATING	RUSH YPG
1.	Robert Griffin, WAS (2012)	102.4	54.3
2.	Michael Vick, PHI (2010)	100.2	56.3
3.	<b>Tyrod Taylor, BUF (2015)</b>	<b>99.4</b>	<b>40.6</b>

Taylor put together one of the best seasons by a quarterback in franchise history in his debut year. His QB rating of 99.4 ranks as the second best for a season in franchise history and was the best ever by a Bill in his first season as the starter:

### BILLS PASSER RATING - First Season as Starter (Min. 10 games)

RK.	PLAYER, YEAR	YARDS	TD	RATING
1.	<b>Tyrod Taylor, 2015</b>	<b>3,035</b>	<b>20</b>	<b>99.4</b>
2.	Kyle Orton, 2014	3,018	18	87.8
3.	Doug Flutie, 1998	2,711	20	87.4
4.	Drew Bledsoe, 2002	4,359	24	86.0
5.	Jim Kelly, 1986	3,593	22	83.3

Taylor also flashed his athletic ability by rushing for 568 yards, which was second in the NFL by a quarterback. His 568 yards are also a franchise record for rushing yards by a quarterback:

### BILLS QB RUSHING - FRANCHISE HISTORY

RK.	PLAYER, YEAR	YARDS
1.	<b>Tyrod Taylor, 2015</b>	<b>568</b>
2.	Doug Flutie, 1999	476
3.	Rob Johnson, 2000	307
4.	Daryle Lamonica, 1964	289
5.	Joe Ferguson, 1977	279





## SHADY THE STAR

RB LeSean McCoy has totaled 598 yards and six touchdowns on 112 carries this season. He also has 20 catches for 97 yards and a touchdown.

His 598 yards ranks fourth in the NFL this season:

### NFL RUSHING LEADERS - 2016 SEASON

RK.	PLAYER, TEAM	YARDS
1.	Ezekiel Elliott, DAL	703
2.	David Johnson, ARI	681
3.	DeMarco Murray, TEN	633
<b>4.</b>	<b>LeSean McCoy, BUF</b>	<b>598</b>
5.	Lamar Miller, HOU	581

McCoy also is second in yards per carry and tied for fourth in rushing touchdowns on the season:

### NFL RUSHING LEADERS - 2016 SEASON

RK.	PLAYER, TEAM	YARDS PER CARRY
1.	Jay Ajayi, MIA	6.37
<b>2.</b>	<b>LeSean McCoy, BUF</b>	<b>5.34</b>
3.	Jeremy Hills, CIN	5.23
4.	Isaiah Crowell, CLE	5.21
5.	Spencer Ware, KC	5.18

### NFL RUSHING LEADERS - 2016 SEASON

RK.	PLAYER, TEAM	TOUCHDOWNS
1t.	David Johnson, ARI	8
1t.	LeGarrette Blount, NE	8
1t.	Melvin Gordon, SD	8
<b>4t.</b>	<b>LeSean McCoy, BUF</b>	<b>6</b>
4t.	Carlos Hyde, SF	6

Since arriving in Buffalo last season, McCoy has been one of the top producers on the ground in the league. Among all players that have appeared in at least 12 games over the past two seasons, McCoy's average of 78.6 yards per game ranks third in the NFL:

### NFL RUSHING LEADERS - 2015-16 SEASON

RK.	PLAYER, TEAM	YARDS PER GAME
1.	Adrian Peterson, MIN	85.3
2.	Doug Martin, TB	82.6
<b>3.</b>	<b>LeSean McCoy, BUF</b>	<b>78.6</b>
4.	Todd Gurley, STL	75.5
5.	Jonathan Stewart, CAR	71.7

A four-time Pro Bowler, McCoy rushed for 895 yards and three touchdowns, adding 292 yards receiving and two touchdowns in 2015.

McCoy recorded over 100 yards from scrimmage in seven straight games from week seven to 14 in 2015, which made him the third Bill in team history to accomplish the feat. His average of 98.9 yards from scrimmage per game was the second best in the AFC last season:

### AFC YARDS FROM SCRIMMAGE LEADERS - 2015 SEASON

RK.	PLAYER, TEAM	YARDS PER GAME
1.	Antonio Brown, PIT	116.4
<b>2.</b>	<b>LeSean McCoy, BUF</b>	<b>98.9</b>
3.	DeAndre Hopkins, HOU	95.1
4.	Brandon Marshall, NYJ	93.9
5.	Allen Robinson, JAX	87.5

## DOMINATING SINCE 2010

Since the beginning of the 2010 NFL season, McCoy leads the league in total rushing yards:

### NFL RUSHING LEADERS - SINCE 2010 SEASON

RK.	PLAYER, CURRENT TEAM	YARDS
<b>1.</b>	<b>LeSean McCoy, BUF</b>	<b>7,648</b>
2.	Adrian Peterson, MIN	7,241
3.	Frank Gore, IND	6,974
4.	Matt Forte, NYJ	6,895
5.	Chris Johnson, ARZ	6,303

McCoy also is one of the top players in the NFL since 2010 when it comes to all-purpose yards, ranking second with 10,011 yards:

### MOST ALL-PURPOSE YARDS - SINCE 2010 SEASON

RK.	PLAYER, CURRENT TEAM	TOTAL	RUSH	REC.
1.	Matt Forte, NYJ	10,210	6,895	3,315
<b>2.</b>	<b>LeSean McCoy, BUF</b>	<b>10,011</b>	<b>7,648</b>	<b>2,363</b>
3.	Frank Gore, IND	8,387	6,974	1,413
4.	Adrian Peterson, MIN	8,356	7,241	1,115
5.	Antonio Brown, PIT	7,814	129	7,685

McCoy leads the NFL in games with over 100 yards from scrimmage since the beginning of the 2010 season. After recording 142 total yards against the 49ers in Week Six, McCoy is up to 57 games going over 100 yards:

### 100-YARDS FROM SCRIMMAGE GAMES - Active players since 2010

RK.	PLAYER, CURRENT TEAM	GAMES
<b>1.</b>	<b>LeSean McCoy, BUF</b>	<b>57</b>
2.	Matt Forte, NYJ	52
3.	Jamaal Charles, KC	45
4.	Adrian Peterson, MIN	42
5.	DeMarco Murray, TEN	37

McCoy has also been one of the best in finding the end zone since becoming a full-time starter in 2010. His 62 touchdowns ranks second among all active players since the beginning of the 2010 season:

### NFL TOUCHDOWN LEADERS - SINCE 2010 SEASON

RK.	PLAYER, CURRENT TEAM	Tds
1.	Rob Gronkowski, NE	68
<b>2.</b>	<b>LeSean McCoy, BUF</b>	<b>62</b>
3.	Adrian Peterson, MIN	61
4.	Dez Bryant, DAL	60
5.	Brandon Marshall, NYJ	56

McCoy went over 100 yards for the 29th time in his career against San Francisco. In games where McCoy rushes for 100 yards or more, his team is 26-3. His 29 100-yard games ranks fifth among active players:

### 100-YARD RUSHING GAMES - Active NFL RBs

RK.	PLAYER, CURRENT TEAM	GAMES
1.	Adrian Peterson, MIN	49
2t.	Chris Johnson, ARZ	40
2t.	Frank Gore, IND	40
<b>4.</b>	<b>LeSean McCoy, BUF</b>	<b>29</b>
5.	Matt Forte, NYJ	26

## NEW ERA AT TIGHT END

TE Charles Clay has 24 receptions for 268 yards this season.

Clay put together a solid first season as a Bill in 2015 by totaling 51 catches for 528 yards and three touchdowns in the first 13 games of the season before being sidelined with an injury.

Clay not only compared favorably to tight ends around the league, but he put together one of the best seasons by a tight end in franchise history. His 51 catches for 528 yards are both near the top in franchise history for a single season:

### BILLS TE RECEIVING - SINGLE SEASON

RK.	PLAYER, YEAR	REC	YARDS	TDS
1.	Pete Metzelaars, 1993	68	609	4
2t.	Scott Chandler, 2013	53	655	2
2t.	Jay Riemersma, 2001	53	590	3
<b>4.</b>	<b>Charles Clay, 2015</b>	<b>51</b>	<b>528</b>	<b>3</b>
5t.	Lonnie Johnson, 1995	49	504	1
5t.	Pete Metzelaars, 1994	49	428	5
5t.	Pete Metzelaars, 1986	49	485	3

## MR. BIG STUFF COMING BACK

DT Marcell Dareus will look to make his 2016 debut this week against the Patriots. Last season, he started in 15 games and recorded 51 tackles, two sacks, five tackles for a loss and five QB hits on the season as he controlled the middle of the line of scrimmage. He was named a Pro Bowl alternate.

### DAREUS AMONG DT POSITION LEADERS SINCE 2011

Since entering the NFL as the team's first-round (third overall) draft choice in 2011, Dareus has registered 30.5 sacks and 178 solo tackles - the fifth most sacks and fourth most solo tackles among active NFL defensive tackles:

### NFL DEFENSIVE TACKLE SACK LEADERS - SINCE 2011

RK.	PLAYER/TEAM	POS	SACKS
1.	Geno Atkins, CIN	DT	42.5
2t.	Ndamukong Suh, MIA	DT	35.5
2t.	Gerald McCoy, TB	DT	35.5
4.	Jurrell Casey, TEN	DT	31.0
<b>5.</b>	<b>Marcell Dareus, BUF</b>	<b>DT</b>	<b>30.5</b>

### NFL DEFENSIVE TACKLE SOLO TACKLE LEADERS - SINCE 2011

RK.	PLAYER/TEAM	POS	SOLO TACKLES
1.	Jurrell Casey, TEN	DT	203
2.	Ndamukong Suh, MIA	DT	185
3.	Linval Joseph, MIN	DT	184
<b>4.</b>	<b>Marcell Dareus, BUF</b>	<b>DT</b>	<b>178</b>
5.	Fletcher Cox, PHI	DT	172

## ZACH ATTACK

LB Zach Brown has gotten his first year as a Bill off to a record start. He currently leads the league with 74 tackles on the season. He also has two sacks, two forced fumbles, four QB hits and seven tackles for a loss. Brown earned Defensive Player of the Week honors for his 17-tackle performance against New England in Week 4.

### NFL TACKLE LEADERS - 2016 REGULAR SEASON

RK.	PLAYER/TEAM	TACKLES	SOLO	ASST
<b>1.</b>	<b>Zach Brown, BUF</b>	<b>74</b>	<b>51</b>	<b>23</b>
2.	Benardrick McKinney, HOU	69	36	33
3.	Luke Kuechly, CAR	68	46	22
4.	Tahir Whitehead, DET	67	48	19
5.	Jerrell Freeman, CHI	65	47	18

Brown's 74 tackles are the most ever by a Bill through the first seven weeks of a season since tackles became an official stat in 1994.

## PRESTON MANS THE MIDDLE

LB Preston Brown has totaled 57 tackles, two tackles for a loss, one quarterback hit, one forced fumble and two fumble recoveries so far this season. His 57 tackles are sixth in the AFC this season and his two fumble recoveries are tied for the NFL lead:

### AFC TACKLE LEADERS - 2016 REGULAR SEASON

RK.	PLAYER/TEAM	TACKLES	SOLO	ASST
<b>1.</b>	<b>Zach Brown, BUF</b>	<b>74</b>	<b>51</b>	<b>23</b>
2.	Benardrick McKinney, HOU	69	36	33
3.	Kiko Alonso, MIA	62	34	28
4.	Zachary Orr, BAL	61	42	19
5.	Christian Kirksey, CLE	58	38	20
<b>6.</b>	<b>Preston Brown, BUF</b>	<b>57</b>	<b>34</b>	<b>23</b>

## WILLIAMS LEADS THE WAY

DT Kyle Williams has 27 tackles, 1.5 sacks, four tackles for a loss and six QB hits this season as he continues his stellar career as a Buffalo Bill. He has started 137-of-142 games and earned four-time Pro Bowl honors (2010, 2012, 2013, and 2014).

Since entering the NFL in 2006, Williams has recorded 496 total tackles (320 solo) to rank second among active NFL defensive tackles over the last 10 years:

### NFL DEFENSIVE TACKLE TACKLE LEADERS - SINCE 2006

RK.	PLAYER/TEAM	POS	TACKLES
1.	Domata Peko, CIN	DT	497
<b>2.</b>	<b>Kyle Williams, BUF</b>	<b>DT</b>	<b>496</b>
3.	Haloti Ngata, DET	DT	478
4.	Ahtyba Rubin, SEA	DT	391
5.	Jonathan Babineaux, ATL	DT	347

## DARBY STEPS UP

CB Ronald Darby has recorded 33 tackles, one QB hit and seven passes defended this season.

Darby is tied for 17th in the NFL with his seven passes defended:

Darby totaled 68 tackles, two interceptions and 21 passes defended in his rookie season. His 21 passes defended were the fifth most in the NFL and were a franchise record for a rookie:

### NFL PASSES DEFENSED - 2015 SEASON

RK.	PLAYER/TEAM	POS	PD
1.	Marcus Peters, KC	CB	26
2.	David Amerson, OAK	CB	25
3.	Davon House, JAX	CB	23
4.	Johnathan Joseph, HOU	CB	22
<b>5.</b>	<b>Ronald Darby, BUF</b>	<b>CB</b>	<b>21</b>

His play in the first four weeks earned him the NFL Defensive Rookie of the Month award for September.

His 21 passes defended were the second most in franchise history:

### BILLS PASSES DEFENSED - SINGLE SEASON

RK.	PLAYER/YEAR	POS	PD
1.	Nate Odomes, 1991	CB	24
<b>2.</b>	<b>Ronald Darby, 2015</b>	<b>CB</b>	<b>21</b>
3t.	Terrence McGee, 2007	CB	19
3t.	Nate Clements, 2006	S	19
5.	Nate Odomes, 1993	CB	18



## HUGHES OFF THE EDGE

DE Jerry Hughes has totaled 26 tackles, four sacks, one forced fumble and two passes defended on the season. He also has five tackles for a loss and eight QB hit.

He is currently tied for 11th in the AFC with his four sacks

Since the start of the 2013 season, Hughes is tied for sixth amongst all AFC defensive ends in sacks:

### AFC DE SACK LEADERS - SINCE 2013

RK.	PLAYER/TEAM	SACKS
1.	J.J. Watt, HOU	50.0
2.	Carlos Dunlap, CIN	34.0
3.	Mario Williams, MIA	33.5
4t.	Muhammad Wilkerson, NYJ	30.0
4t.	Cameron Wake, MIA	30.0
<b>5.</b>	<b>Jerry Hughes, BUF</b>	<b>29.0</b>

## THE LO-DOWN

LB Lorenzo Alexander has proven to be a revelation at linebacker this season. He has totaled 29 tackles, a league-high 9.0 sacks, seven tackles for a loss, 12 QB hits, two passes defended and a league-high three forced fumbles on the year.

His nine sacks leads the NFL, his 12 QB hits are the fourth most and his three forced fumbles are tied for second:

### NFL SACK LEADERS - 2016 REGULAR SEASON

RK.	PLAYER/TEAM	SACKS
<b>1.</b>	<b>Lorenzo Alexander, BUF</b>	<b>9.0</b>
2.	Von Miller, DEN	7.5
3.	Brian Orakpo, TEN	7.0
4t.	Cliff Avril, SEA	6.5
4t.	Vic Beasley Jr. ATL	6.5

Alexander's 9.0 sacks is the second most sacks ever by a Bill in the first seven weeks of a season.

### BILLS SACK LEADERS - FIRST SIX WEEKS OF SEASON

RK.	PLAYER/YEAR	SACKS
1t.	Mario Williams, 2013	10.0
<b>1t.</b>	<b>Lorenzo Alexander, 2016</b>	<b>9.0</b>
3.	Bruce Smith, 1989	7.5
4t.	Marcell Dareus, 2014	7.0

Alexander is the first linebacker in team history to record a sack in seven or more consecutive games. He is the second Bill ever, joining Bruce Smith in 1986-87, to participate in a sack in seven straight games.

Alexander is the seventh NFL player since 1982 to participate in a sack in the first seven games of a season. His seven game streak is the longest to start a season since Jared Allen recorded a sack in his first nine games with Minnesota in 2011.

## GRAHAM THE VETERAN LEADER

Buffalo native CB Corey Graham has 30 tackles, one sack, one tackle for a loss, one QB hit, one interception and six passes defended.

Graham recorded a career-high 127 tackles, one sack, eight QB hits, four tackles for a loss, two interceptions, one touchdown and recovered one fumble last season. His 127 tackles was second among all defensive backs in the NFL:

### NFL DEFENSIVE BACKS - 2015 SEASON

RK.	PLAYER/TEAM	TACKLES SOLO	ASST	
1.	Reshad Jones, MIA	135	106	29
2.	<b>Corey Graham, BUF</b>	<b>127</b>	<b>96</b>	<b>31</b>
3t.	Mark Barron, STL	113	76	37
3t.	Barry Church, DAL	113	75	38
5.	Deone Bucannon, ARI	109	90	19

Graham continued his success from 2014 when he was a consistent contributor no matter where he lined up in the secondary. In 2014, Graham had 77 tackles, two interceptions, a career-high 16 passes defended and one fumble recovery.

## THE LOCKDOWN CORNER

CB Stephon Gilmore has totaled 23 tackles, two interceptions and seven passes defended this season. His seven passes defended are tied for 17th in the NFL and his two interceptions are tied for seventh in the NFL.

Gilmore appeared in 12 games and totaled 36 tackles, 18 passes defended and three interceptions last season. His 18 passes defended were tied for the seventh most in the NFL.



## 2016 ROSTER FACTS

**OLDEST BILLS PLAYER:** LB Lorenzo Alexander, 33, Born 5/31/1983

**YOUNGEST BILLS PLAYER:** RB Jonathan Williams, 22, Born 2/2/1994

**HEAVIEST BILLS PLAYER:** T Cordy Glenn, 345 lbs.

**LIGHTEST BILLS PLAYER:** DB Nickell Robey-Coleman, 165 lbs.

**TALLEST BILLS PLAYER:** T Seantrel Henderson and T Cyrus Kouandjio, 6-7

**SHORTEST BILLS PLAYER:** DB Nickell Robey-Coleman, 5-8

**COACHES WHO PLAYED IN THE NFL:** 6 – Dennis Thurman (Defensive Coordinator), Anthony Lynn (Offensive Coordinator), Tim McDonald (Defensive Backs), Ed Reed (Assistant Defensive Backs), Eric Smith (Special Teams Assistant), Pat Meyer (Offensive Assistant)

**MOST SEASONS WITH THE BILLS:** DT Kyle Williams, 11th season

**MOST NFL SEASONS:** RB Reggie Bush and DT Kyle Williams, 11th season

**CLOSEST TO HOME:** CB Corey Graham - Buffalo, NY (0 Miles)

**FURTHEST FROM HOME:** FB Jerome Felton – Duren, Germany – 3,846 miles

**STATE PRODUCING THE MOST BILLS:** Florida, 7 - DT Leger Douzable, RB Mike Gillislee, G John Miller, TE Nick O’Leary, CB Nickell Robey-Coleman, LS Garrison Sanborn, WR Sammy Watkins,

**COLLEGE WITH THE MOST BILLS:** Florida State, 4 - DB Ronald Darby, QB EJ Manuel, TE Nick O’Leary, LS Garrison Sanborn

**FORMER 1ST ROUND PICKS:** 8- RB Reggie Bush (2006-Saints), DT Marcell Dareus (2011 - Bills), CB Stephon Gilmore (2012 - Bills), DE Jerry Hughes (2010 - Colts), LB Shaq Lawson (2016 - Bills), QB EJ Manuel (2013 - Bills), WR Sammy Watkins (2014 - Bills), and C Eric Wood (2009 - Bills)

**PRO BOWLERS:** 10 – LB Lorenzo Alexander (2012 w/ Redskins), K Dan Carpenter (2009 w/ Dolphins), DT Marcell Dareus (2013, 2014 w/ Bills), FB Jerome Felton (2012 w/ Vikings), CB Corey Graham (2011 w/ Bears), G Richie Incognito (2012 w/ Dolphins and 2015 w/ Bills), RB LeSean McCoy (2011, 2013, 2014 w/ Eagles and 2015 w/ Bills), QB Tyrod Taylor (2015 w/ Bills), DT Kyle Williams (2010, 2012, 13, 14 w/ Bills) and C Eric Wood (2015 w/ Bills)

## CARPENTER KEEPING IT CONSISTENT

K Dan Carpenter has hit nine of his 11 field goal attempts this season and 20 of his 22 PATs. He now has over 400 points a a Bill.

Carpenter hit 23 of his 27 field goal attempts and was 34 of 40 on PATs last season. Carpenter finished with 103 points on the season and eclipsed the 900-point mark for his career.

Carpenter became the first Bill with three straight 100-point seasons since Rian Lindell in 2004-06.

He's continued the success he had in a record-breaking season in 2014, when he made a franchise record 34 field goals. For the season he went 34 of 38 on field goals and made 31 of his 32 PAT's to record 133 points on the year, the third highest point total in a season in Bills history.

### MOST EFFICIENT IN BILLS HISTORY

Carpenter has converted 88.39 percent of his field goal attempts with the Bills - the best in team history:

### FIELD GOAL PERCENTAGE MARK - BILLS HISTORY

RK.	PLAYER, YEARS	FGM-FGA	FG %
1.	<b>Dan Carpenter, 2013-16</b>	<b>99-112</b>	<b>88.39</b>
2.	Rian Lindell, 2003-12	225-270	83.33
3.	Steve Christie, 1992-2000	234-299	78.26

### RECORD HOLDER

Carpenter holds both of the top spots in franchise history when it comes to field goals made in a season. He hit 33 in 2013 and 34 in 2014:

### FIELD GOALS MADE - BILLS HISTORY SINGLE SEASON

RK.	PLAYER, YEAR	FIELD GOALS MADE
1.	<b>Dan Carpenter, 2014</b>	<b>34</b>
2t.	<b>Dan Carpenter, 2013</b>	<b>33</b>
2t.	Steve Christie, 1998	33
4.	Scott Norwood, 1988	32

### SECOND-MOST FIELD GOALS MADE SINCE 2008

Since entering the NFL in 2008, Carpenter has converted 226-of-267 field goals along with 271-of-281 point after tries in 131 games.

His 226 field goals made are the second-most in the NFL among active kickers since 2008:

### FIELD GOALS MADE - SINCE 2008

RK.	PLAYER, TEAM	FIELD GOALS MADE
1.	Stephen Gostkowski, NE	244
2.	<b>Dan Carpenter, BUF</b>	<b>226</b>
3.	Sebastian Janikowski, OAK	218
4.	Mason Crosby, GB	217
5.	Phil Dawson, SF	212

## SCHMIDT PINS THEM DEEP

P Colton Schmidt has punted 35 times this season for an average of 43.3 yards per punt and has placed 12 punts inside the 20.


Schmidt totaled 82 punts for 3,797 yards and a 46.3 average last season. His net average of 41.3 yards per punt ranked seventh in the NFL and was a franchise record for a single season:

### NFL PUNTING LEADERS - 2015 SEASON

RK.	PLAYER, TEAM	NET AVG
1.	Johnny Hekker, STL	43.7
2.	Sam Koch, BAL	42.9
3.	Chris Jones, DAL	42.5
4.	Sam Martin, DET	42.0
5.	Pat McAfee, IND	41.7
6.	Donnie Jones, PHI	41.6
7.	<b>Colton Schmidt, BUF 41.3</b>	

### BILLS PUNTING LEADERS - FRANCHISE HISTORY

RK.	PLAYER, YEAR	NET AVG
1.	<b>Colton Schmidt, 2015</b>	<b>41.3</b>
2.	Brian Moorman, 2009	40.2
3.	Brian Moorman, 2006	39.2
4.	Brian Moorman, 2008	39.1
5.	Brian Moorman, 2005	39.0





# BUFFALO BILLS COACHING STAFF



**REX RYAN**  
HEAD COACH

**COLLEGE:** Southwestern Oklahoma State  
**NFL:** 20th Season  
**BILLS:** Second Season

**PRO CAREER:**

Ryan was named Buffalo's 18th head coach on January 12, 2015. He enters his second season as Buffalo's head coach and his 20th season in the NFL coaching ranks. Ryan led Buffalo to an 8-8 record in his first season as head coach. Ryan spent 2009-14 as the head coach of the New York Jets, where he led the Jets to the AFC Championship game in 2009 and 2010. Prior to his Jets tenure, Ryan spent 10 seasons with the Baltimore Ravens from 1999-2008. From 2005-08, he was the defensive coordinator for the Ravens. From 1999-2004, Ryan served as the defensive line coach and helped Baltimore win Super Bowl XXXV in 2000. Before arriving in Baltimore, Ryan spent three years as a defensive coordinator in the college ranks. In 1998, he directed the defense at Oklahoma. In 1996 and 1997 he served as the defensive coordinator at the University of Cincinnati. Before coaching at Cincinnati, Ryan coached under his father, Buddy Ryan, for two years with the Arizona Cardinals. In 1995 he coached the linebackers and in 1994 he coached the defensive line. From 1990-93, Ryan served as the defensive coordinator for Morehead State. In 1989, he was the assistant head coach/defensive coordinator for New Mexico Highlands. He got his coaching start in 1987 and 1988 as the defensive ends coach for Eastern Kentucky. Career record: 58-61

**BACKGROUND:**

Ryan played football at SW Oklahoma State (1983-86), where he earned his bachelor's degree in physical education. He earned his master's in physical education at Eastern Kentucky in 1988.

**PERSONAL:**

Born December 13, 1962, Ardmore, OK. He and his wife, Michelle, have two sons, Payton and Seth.

## OFFENSIVE COACHES



**ANTHONY LYNN**  
**OFFENSIVE COORDINATOR**

Born December 21, 1968, McKinney, Texas. Running back Texas Tech 1987-1991. Pro running back Denver Broncos 1993, 1997-99, San Francisco 49ers 1995-96. Pro coach: Denver Broncos 2000-02, Jacksonville Jaguars 2003-04, Dallas Cowboys 2005-06, Cleveland Browns 2007-08, New York Jets 2009-14, joined Buffalo in 2015.



**AARON KROMER**  
**OFFENSIVE LINE**

Born April 30, 1967, Sandusky, Ohio. Tackle Miami (Ohio) 1986-89. No pro playing experience. College coach: Miami (Ohio) 1990-98, Northwestern 1998-2000. Pro coach: Oakland Raiders 2001-04, Tampa Bay Buccaneers 2005-07, New Orleans Saints 2008-12 (interim head coach first six games 2012), Chicago Bears 2013-14, joined Bills in 2015.



**SANJAY LAL**  
**WIDE RECEIVERS**

Born July 23, 1969, London, England. Wide receiver UCLA 1989, Washington 1990-93. Pro receiver St. Louis Rams 1998, Scottish Claymores (NFL) 1999. College coach: Los Medanos (Calif.) college 2003, St. Mary's College 2004, California 2005-06. Pro coach: Oakland Raiders 2007-11, New York Jets 2012-14, joined the Bills in 2015.



**DAVID LEE**  
**QUARTERBACKS**

Born July 2, 1953, Cape Girardeau, Mo. Quarterback Vanderbilt 1971-74. No pro playing experience. College coach: Tennessee-Martin 1975-76, Vanderbilt 1977, Mississippi 1978-1982, 2011, New Mexico 1983, Arkansas 1984-88, 2001-02, 2007, Texas-El Paso 1989-1993 (head coach), Rice 1994-2000. Pro coach: Dallas Cowboys 2003-06, Miami Dolphins 2008-2010, Buffalo Bills 2012, New York Jets 2013-14, joined Buffalo in 2015.



**PAT MEYER**  
**OFFENSIVE ASSISTANT**

Born April 5, 1972, Youngstown, Ohio. Offensive line Colorado State 1991-94. Pro offensive lineman Arizona Cardinals 1995, St. Louis Stampede (Arena Football League) 1996. College coach: Memphis 1997-99, North Carolina State 2000-06, Florida State 2007, Colorado State 2008-2011. Pro coach: Montreal Alouettes (CFL) 2012., Chicago Bears 2013-14, joined Buffalo in 2015.

# BUFFALO BILLS COACHING STAFF

## OFFENSIVE COACHES



### CHRIS PALMER

#### ASSISTANT HEAD COACH/OFFENSE

Born September 23, 1949, Brewster, NY. Quarterback Southern Connecticut State 1969-71. No pro playing experience. College coach: Connecticut 1972-74, Lehigh 1975, Colgate 1976-82, University of New Haven 1986-87, Boston University 1988-89. Pro Coach: Montreal Concordes 1983, New Jersey Generals 1984-85, Houston Oilers 1990-92, New England Patriots 1993-96, Jacksonville Jaguars 1997-98, Cleveland Browns 1999-2000, Houston Texans 2002-05, Dallas Cowboys 2006, New York Giants 2007-09, Hartford Colonials 2010, Tennessee Titans 2011-12, San Francisco 49ers 2013-14, joined Buffalo in 2015.



### TONY SPARANO

#### TIGHT ENDS

Born October 22 1986, Colleyville, Texas. Defensive end Albany 2006-08. No pro playing experience. Pro coach: Hartford Colonials (UFL) 2010, Miami Dolphins 2011, Jets 2011-14, joined the Bills in 2015.




### JASON VRABLE

#### ASSISTANT QUARTERBACKS

Born January 23, 1985, South Park, PA. Quarterback Marietta College 2004-06. No pro playing experience. College coach: Marietta 2007, Robert Morris 2008, Syracuse 2009-2010, Charleston 2011-12. Pro coach: Joined Bills in 2013.

## COACHING ASSISTANTS



### MIKE GIULIANI

#### COACHING ASSISTANT

Born August 30, 1989, Oceanside, NY. No pro or college playing experience. Pro coach: New York Jets 2013-14, joined the Bills in 2015.



### ZAK KROMER

#### COACHING ASSISTANT

Born May 1, 1994, New Orleans, LA. No pro or college playing experience. Pro coach: Joined Bills in 2016.

## DEFENSIVE COACHES



### DENNIS THURMAN

#### DEFENSIVE COORDINATOR

Born April 13, 1956, Los Angeles, Calif. Defensive back Southern California 1974-77. Pro defensive back Dallas Cowboys 1978-1985, St. Louis Cardinals 1986. College coach: Southern California 1993-2000. Pro coach: Phoenix Cardinals 1988-89, Ohio Glory (WLAF) 1992, Baltimore Ravens 2002-07, New York Jets 2009-14, joined the Bills in 2015.



### BOBBY APRIL III

#### LINEBACKERS

Born August 15, 1981, Tucson, Ariz. Attended Louisiana-Lafayette. No college or pro playing experience. College coach: Tulane 2005-06, Portland State 2007-09, Nicholls State 2010. Pro coach: Philadelphia Eagles 2011-12, New York Jets 2013-14, joined Bills in 2015.



### JOHN BLAKE

#### DEFENSIVE LINE

Born March 6, 1961, Rockford Ill. Nose guard Oklahoma 1979-1982. No pro playing experience. College coach: Oklahoma 1985-86, Tulsa 1987-88, Oklahoma 1989-92, 1996-98 (head coach 1996-98), Mississippi State 2003, Nebraska 2004-06, North Carolina 2007-2010. Pro coach: Dallas Cowboys 1993-95, joined Bills in 2016.



### D'ANTON LYNN

#### DEFENSIVE ASSISTANT

Born October 24, 1989, Plano, TX. Defensive back Penn State 2008-11. Pro defensive back New York Jets 2012, Hamilton Tiger-Cats 2013. Pro Coach: Joined Bills in 2015.



### TIM MCDONALD

#### DEFENSIVE BACKS

Born January 6, 1965, Fresno, Calif. Defensive back Southern California 1983-86. Pro defensive back St. Louis/Phoenix Cardinals 1987-1992, San Francisco 49ers 1993-99. College coach: Fresno State 2012. Pro coach: New York Jets 2013-14, Joined the Bills in 2015.



### JASON REBROVICH


#### DEFENSIVE LINE

Born March 15, 1978, Clarence, N.Y. Defensive line Alfred State 1996-97, Cortland 1998-99. No pro playing experience. College coach: Cortland 2001-04, 2008-2010, Ferris State 2005-07, Syracuse 2011-12. Pro coach: Joined the Bills in 2013.



# BUFFALO BILLS COACHING STAFF

## DEFENSIVE COACHES



### ED REED

#### ASSISTANT DEFENSIVE BACKS

born September 11, 1978, St. Rose, Louisiana. Defensive back Miami 1997-2001. Defensive back Baltimore Ravens 2002- 2012, Houston Texans 2013, New York Jets 2013. Pro coach: Joined Bills in 2016.



### ROB RYAN

#### ASSISTANT HEAD COACH/DEFENSE

Born December 13, 1962, Ardmore, Okla. Defensive end Southwestern Oklahoma State University. No pro playing experience. College coach: Western Kentucky 1987, Ohio State 1988, Tennessee State 1989-93, Hutchinson (Kan.) C.C. 1996, Oklahoma State 1997-99. Pro coach: Arizona Cardinals 1994- 95, New England Patriots 2000-03, Oakland Raiders 2004-08, Cleveland Browns 2009-2010, Dallas Cowboys 2011-12, New Orleans Saints 2013-2015, joined Bills in 2016.



### JEFF WEEKS

#### OUTSIDE LINEBACKERS

Born May 30, 1962, Denver, Colo. Wide receiver Southwest Oklahoma State 1982-84, Northwest Oklahoma State 1985. Pro Wide Receiver Philadelphia Eagles 1986. College coach: Western Kentucky 1987-88, Morehead State 1990-91, Phoenix (Ariz.) C.C. 1996, Oklahoma 1999, Fort Scott (Kan.) C.C. 2001-04, Southeast Oklahoma State 2005, Texas A&M-Kingsville 2006. Pro coach: Oakland Raiders 2008, New York Jets 2009-2014, joined the Bills in 2015.


## SPECIAL TEAMS COACHES



### DANNY CROSSMAN

#### SPECIAL TEAMS COORDINATOR

Born January 17, 1967, El Paso, Texas. Defensive back Kansas 1985, Pittsburgh 1987-89. Pro defensive back Washington Redskins 1990, Detroit Lions 1991-92. College coach: U.S. Coast Guard Academy 1993, Western Kentucky 1994-96, Central Florida 1997-98, Georgia Tech 1999-2001, Michigan State 2002. Pro coach: Carolina Panthers 2003-09, Detroit Lions 2010-12, joined Bills in 2013.



### ERIC SMITH

#### SPECIAL TEAMS ASSISTANT

Born March 17, 1983, Columbus, OH. Defensive back Michigan State 2002-05. Pro defensive back New York Jets 2006-12. Pro Coach: New York Jets 2014, joined Buffalo in 2015.

## SPECIAL TEAMS COACHES




### KATHRYN SMITH

#### QUALITY CONTROL - SPECIAL TEAMS

Born February 8, 1985, DeWitt, N.Y. Attended St. John's. No college or pro playing experience. Pro experience: New York Jets 2003-2014, joined Bills in 2015, Pro coach: Buffalo Bills 2016.


## STRENGTH AND CONDITIONING



### ERIC CIANO

#### HEAD STRENGTH AND CONDITIONING

Born August 8, 1973, Waltham, Mass. Offensive line Springfield (Mass.) College 1993-97. No pro playing experience. College coach: Tennessee 1997-99, Louisiana Tech 2000-02, Tennessee 2002-04, Georgia Tech 2005-09. Pro coach: Joined Bills in 2010.



### DAN LIBURD

#### STRENGTH AND CONDITIONING ASSISTANT

Born August 19, 1984, Rockville Centre, NY. Attended Springfield College. No college or pro playing experience. Pro coach: Joined the Bills in 2009.



### MARK LOECHER

#### STRENGTH AND CONDITIONING ASSISTANT


Born February 21, 1990, Buffalo, NY. Attended Mercyhurst University. No college or pro playing experience. Pro coach: Joined the Bills in 2015.



### HAL LUTHER

#### ASSISTANT STRENGTH AND CONDITIONING

Born March 24, 1974, Dolgeville, N.Y. Quarterback Springfield (Mass.) College 1992-95. No pro playing experience. College coach: Western Michigan 1996, Wisconsin-LaCrosse 1996-97, North Carolina State 1998-2000, Syracuse 2000- 2012. Pro coach: Joined Bills in 2013.



### JASON OSZVART

#### STRENGTH AND CONDITIONING ASSISTANT

Born December 24, 1988, Robinsville, N.J. Attended East Stroudsburg. No college or pro playing experience. Pro coach: New York Jets 2013-14, joined the Bills in 2015.



# BUFFALO BILLS 2015 SEASON IN REVIEW

## BILLS 2015 RANKINGS

### OFFENSE

Category	Total	AFC Rank	NFL Rank
Total Yards/Game	360.9	5th	13th
Points Per Game	23.7	6th	12th
Passing Yards/Game	208.9	15th	28th
Passing Yards/Attempt	7.2	4th	12th
Interceptions	9	T-3rd	T-5th
Rushing Yards/Game	152.0	1st	1st
Rushing Yards/Play	4.8	1st	1st
Times Sacked	42	11th	22nd
1st Downs/Game	18.6	15th	T-28th
3rd Down Efficiency	38%	11th	21st
4th Down Efficiency	44%	9th	24th
Time of Possession	31:18	2nd	7th
Punt Return Average	7.5	12th	23rd
Kick Return Average	18.8	15th	30th
Net Punt Average	41.3	3rd	7th
Field Goal Percentage	85%	T-7th	T-16th

### DEFENSE

Category	Total	AFC Rank	NFL Rank
Total Yards/Game	356.4	9th	19th
Points Per Game	22.4	8th	15th
Passing Yards/Game	248.3	9th	19th
Passing Yards/Attempt	6.6	8th	14th
Interceptions	17	T-4th	T-6th
Rushing Yards/Game	108.1	11th	16th
Rushing Yards/Play	4.4	14th	25th
Sacks	21.0	16th	31st
1st Downs/Game	20.1	T-10th	T-19th
3rd Down Efficiency	40%	13th	23rd
4th Down Efficiency	23%	1st	2nd
Time of Possession	28:42	2nd	7th
Punt Return Average	8.8	7th	19th
Kick Return Average	17.2	1st	1st
Net Punt Average	39.8	8th	16th
Field Goal Percentage	81%	7th	T-10th

## ADDITIONAL POSTSEASON HONORS

### PRO BOWL

LeSean McCoy

### PRO BOWL ALTERNATES

Richie Incognito

Eric Wood

Tyrod Taylor

### PFWA ALL-ROOKIE TEAM

Ronald Darby

### PRO FOOTBALL FOCUS ALL-PRO TEAM

Richie Incognito - 1st Team

### PRO FOOTBALL FOCUS DEFENSIVE R.O.Y.

Ronald Darby

## BILLS FINISH 8-8 IN 2015

The Bills finished the 2015 season with an 8-8 record, marking the second season in a row that Buffalo had a record of .500 or better.

Buffalo's offense was carried by the rushing game this season as the Bills finished first overall in the league in rushing and rushing average. First year Bills RB LeSean McCoy, RB Karlos Williams and QB Tyrod Taylor all rushed over 500 yards, the first time the franchise has had three 500-yard rushers since 1962. McCoy earned the fourth Pro Bowl selection of his career with his efforts this season. Standout second year receiver Sammy Watkins went over 1,000 yards receiving and added nine touchdowns. Taylor started in 14 games at quarterback and finished the season with a 99.4 passer rating, which is the second highest ever by a Bill.

The Bills defense was led by the standout play of their cornerbacks, Ronald Darby and Stephon Gilmore. Darby finished fifth in the NFL in passes defended and Gilmore tied for seventh. They combined for five interceptions. S Corey Graham led the team in tackles with 122, while DE Mario Williams and DE Jerry Hughes each finished the season with 5.0 sacks.

## BILLS FINISH 8-8 IN 2015

CATEGORY	Bills
Record	8-8
Points Scored	379
Points Allowed	359
Touchdowns Scored	45
Touchdowns Allowed	42
Rushing TDs	19
Passing TDs	23
Return TDs	3
Rushing TDs Allowed	10
Passing TDs Allowed	30
Return TDs Allowed	2
Sacked/Yards Lost	42/257
Fumbles/Lost	28/10
Had Intercepted	9
Field Goals Made/Attempted	23/27
Average Yards Per Game	360.9
Opp. Average Yards Per Game	356.4
Average Rushing Yards Per Game	152.0
Opp. Avg. Rushing Yards Per Game	108.1
Average Passing Yards Per Game	208.9
Opp. Avg. Passing Yards Per Game	248.3
Turnover Ratio	+6
Average Time of Possession	31:18
NFL Rank-Total Offense/Run/Pass	13th/1st/28th
NFL Rank-Total Defense/Run/Pass	19th/16th/19th

# **BUFFALO BILLS**

# **ROSTERS**



**Alphabetical**

**Numerical**

**Depth Chart**

**Transactions**

**How the Bills Were Built**

**By Experience**

**By Position**

**BUFFALO BILLS 2016 ALPHABETICAL ROSTER**

NO	NAME	POS	HT	WT	DOB	EXP	COLLEGE	HOMETOWN	HOW ACQ.
57	Alexander, Lorenzo	LB	6-1	245	5/31/1983	10	California	Berkeley, Calif.	FA-16
26	Blanton, Robert	S	6-1	200	9/7/1989	5	Notre Dame	Clackamas, Ore.	FA-16
52	Brown, Preston	LB	6-1	251	10/27/1992	3	Louisville	Cincinnati, Ohio	D3-14
53	Brown, Zach	LB	6-1	248	10/23/1989	5	North Carolina	Columbia, Md.	FA-16
97	Bryant, Corbin	DT	6-4	300	1/4/1988	4	Northwestern	Chicago, Ill.	FA-12
22	Bush, Reggie	RB	6-0	205	3/2/1985	11	Southern California	Spring Valley, Calif.	FA-16
2	Carpenter, Dan	K	6-2	228	11/25/1985	9	Montana	Helena, Mont.	FA-13
85	Clay, Charles	TE	6-3	255	2/13/1989	6	Tulsa	Little Rock, Ark.	FA-15
28	Darby, Ronald	CB	5-11	193	1/2/1994	2	Florida State	Oxon Hill, Md.	D2-15
99	Dareus, Marcell	DT	6-3	331	3/13/1990	6	Alabama	Huffman, Ala.	D1-11
91	Douzable, Leger	DE	6-4	284	5/31/1986	7	Central Florida	Tampa, Fla.	FA-16
42	Felton, Jerome	FB	6-0	248	7/3/1986	9	Furman	Duren, Germany	FA-16
47	Garner, Manasseh	TE	6-2	229	3/11/1992	1	Pittsburgh	Pittsburgh, PA	FA-16
35	Gillislee, Mike	RB	5-11	219	11/1/1990	3	Florida	DeLand, Fla.	FA-15
24	Gilmore, Stephon	CB	6-1	190	9/19/1990	5	South Carolina	Rock Hill, S.C.	D1-12
77	Glenn, Cordy	T	6-6	345	9/18/1989	5	Georgia	Riverdale, Ga.	D2-12
88	Goodwin, Marquise	WR	5-9	179	11/19/1990	3	Texas	Garland, Texas	D3-13
20	Graham, Corey	S	6-0	196	7/25/1985	10	New Hampshire	Buffalo, N.Y.	FA-14
72	Groy, Ryan	G	6-5	320	9/30/1990	3	Wisconsin	Middleton, Wis.	FA-15
66	Henderson, Seantrel	T	6-7	331	1/21/1992	3	Miami	St. Paul, Minn.	D7b-14
55	Hughes, Jerry	LB	6-2	254	8/13/1988	7	Texas Christian	Sugar Land, Texas	TR-13 (IND)
50	Humber, Ramon	LB	5-11	232	8/10/1987	8	North Dakota State	Minneapolis, Minn.	FA-16
17	Hunter, Justin	WR	6-4	203	5/20/1991	4	Tennessee	Virginia Beach, Va.	FA-16
64	Incognito, Richie	G	6-3	319	7/5/1983	10	Nebraska	Englewood, N.J.	FA-15
7	Jones, Cardale	QB	6-5	250	9/29/1992	R	Ohio State	Cleveland, Ohio	D4-16
71	Kouandjio, Cyrus	T	6-7	322	7/21/1993	3	Alabama	Hyattsville, Md.	D2-14
90	Lawson, Shaq	LB	6-3	270	6/17/1994	R	Clemson	Central, S.C.	D1-16
67	Lewis, Patrick	C	6-1	311	1/30/1991	4	Texas A&M	Reserve, La.	FA-16
3	Manuel, EJ	QB	6-4	237	3/19/1990	4	Florida State	Virginia Beach, Va.	D1-13
25	McCoy, LeSean	RB	5-11	208	7/12/1988	8	Pittsburgh	Harrisburg, Pa.	TR-15 (PHI)
56	McCray, Larentee	LB	6-3	249	8/26/1990	4	Florida	Ocala, Fla.	TR-16 (GB)
36	Meeks, Jonathan	S	6-0	209	11/8/1989	3	Clemson	Rock Hill, S.C.	D5-13
76	Miller, John	G	6-2	303	8/12/1993	2	Louisville	Miami, Fla.	D3-15
79	Mills, Jordan	T	6-5	316	12/24/1990	4	Louisiana Tech	Thibodaux, La.	FA-15
84	O'Leary, Nick	TE	6-3	252	8/31/1992	1	Florida State	Palm Beach, Fla.	D6b-15
74	Ola, Michael	T	6-5	312	4/19/1988	3	Hampton	Riverdale, Ga.	FA-16
19	Powell, Walter	WR	6-0	189	11/23/1991	2	Murray State	St. Louis, Mo.	FA-15
21	Robey-Coleman, Nickell	CB	5-8	165	1/17/1992	4	Southern California	Frostproof, Fla.	UFA-13
65	Sanborn, Garrison	LS	6-1	240	7/31/1985	8	Florida State	Tampa, Fla.	FA-09
6	Schmidt, Colton	P	5-11	224	10/27/1990	3	California-Davis	Bakersfield, Calif.	FA-14
29	Seymour, Kevon	CB	6-0	185	11/30/1993	R	Southern California	Pasadena, Calif.	D6b-16
51	Spikes, Brandon	LB	6-2	255	9/3/1987	6	Florida	Shelby, N.C.	FA-16
15	Tate, Brandon	WR	6-1	195	10/5/1987	8	North Carolina	Burlington, N.C.	FA-16
5	Taylor, Tyrod	QB	6-1	215	8/3/1989	6	Virginia Tech	Hampton, Va.	FA-15
92	Washington, Adolphus	DT	6-4	295	11/24/1992	R	Ohio State	Cincinnati, Ohio	D3-16
30	White, Corey	CB	6-1	210	5/9/1990	5	Samford	Dunwoody, Ga.	FA-16
23	Williams, Aaron	S	6-0	199	4/23/1990	6	Texas	Round Rock, Texas	D2-11
27	Williams, Duke	S	5-11	201	10/15/1990	4	Nevada	Reno, Nev.	D4-13
31	Williams, Jonathan	RB	6-0	223	2/2/1994	R	Arkansas	Allen, Texas	D5-16
95	Williams, Kyle	DT	6-1	303	6/10/1983	11	LSU	Ruston, La.	D5a-06
70	Wood, Eric	C	6-4	310	3/18/1986	8	Louisville	Cincinnati, Ohio	D1b-09
10	Woods, Robert	WR	6-0	190	4/10/1992	4	Southern California	Carson, Calif.	D2a-13
94	Worthy, Jerel	DE	6-2	308	4/26/1990	3	Michigan State	Huber Heights, Ohio	FA-15
<b>PRACTICE SQUAD</b>									
49	Albright, Bryson	LB	6-5	225	3/15/1994	R	Miami (OH)	Cincinnati, Ohio	UFA-16
98	Coleman, Deandre	DT	6-5	341	1/27/1991	1	California	Seattle, Wash.	FA-16
16	Eagan, Ed	WR	5-10	193	6/19/1993	R	Northwestern State	New Orleans, La.	FA-16
13	Lewis, Dezmin	WR	6-4	214	12/5/1992	1	Central Arkansas	Mesquite, Texas	D7-15
9	Morgan, Marshall	K	6-3	194	11/28/1993	R	Georgia	Ft. Lauderdale, Fla.	UFA-16
75	Poehls, William	T	6-8	334	11/27/1991	1	Montana	Chandler, Az.	FA-16
39	Roberson, Marcus	CB	6-0	194	10/4/1992	3	Florida	Lauderdale Lakes, Fla.	FA-16
54	Valles, Max	DE	6-4	250	8/5/1994	1	Virginia	Sicklerville, N.J.	FA-15
80	Washington, Corey	WR	6-4	214	12/29/1991	2	Newberry	North Charleston, S.C.	FA-16
<b>RESERVE/PHYSICALLY UNABLE TO PERFORM</b>									
81	Easley, Marcus	WR	6-2	217	11/2/1987	5	Connecticut	Stratford, Conn.	D4-10
<b>RESERVE/NON-FOOTBALL INJURY</b>									
18	Listenbee, Kolby	WR	6-1	183	1/25/1994	R	Texas Christian	Arlington, Texas	D6a-16
<b>RESERVE/INJURED</b>									
33	Anderson, Colt	S	5-10	195	10/25/1985	7	Montana	Butte, Mont.	FA-16
86	Annen, Blake	TE	6-4	247	5/28/1991	2	Cincinnati	Upper Arlington, Ohio	FA-15
31	Dowling, Jonathan	DB	6-3	190	12/8/1991	2	Western Kentucky	Bradenton, Fla.	FA-15
75	Enemkpalii, IK	DE	6-1	261	7/3/1991	3	Louisiana Tech	Pflugerville, Texas	W-15 (NYJ)
89	Gragg, Chris	TE	6-3	244	6/30/1990	4	Arkansas	Warren, Ark.	D7-13
59	Ragland, Reggie	LB	6-2	252	9/23/1993	R	Alabama	Madison, Ala.	D2-16
11	Salas, Greg	WR	6-2	210	8/25/1988	5	Hawaii	Chino, Calif.	FA-15
43	Thomas, Phillip	S	6-0	223	3/1/1989	3	Fresno State	Bakersfield, Calif.	FA-15
14	Watkins, Sammy	WR	6-1	211	6/14/1993	3	Clemson	Fort Myers, Fla.	D1-14
<b>PRACTICE SQUAD/INJURED</b>									
41	Parms, Damian	S	6-2	209	10/28/1992	1	Florida Atlantic	Miami, Fla.	FA-16
<b>RESERVE/DID NOT REPORT</b>									
	Archer, Dri	RB	5-8	173	8/9/1991	3	Kent State	Laurel, Fla.	W-15 (NYJ)

**BUFFALO BILLS 2016 NUMERICAL ROSTER**

NO	NAME	POS	HT	WT	AGE	EXP	COLLEGE	HOMETOWN	HOW ACQ.
2	Dan Carpenter	K	6-2	228	30	9	Montana	Helena, Mont.	FA-13
3	EJ Manuel	QB	6-4	237	26	4	Florida State	Virginia Beach, Va.	D1-13
5	Tyrod Taylor	QB	6-1	215	27	6	Virginia Tech	Hampton, Va.	FA-15
6	Colton Schmidt	P	5-11	224	25	3	California-Davis	Bakersfield, Calif.	FA-14
7	Cardale Jones	QB	6-5	250	23	R	Ohio State	Cleveland, Ohio	D4-16
10	Robert Woods	WR	6-0	190	24	4	Southern California	Carson, Calif.	D2a-13
15	Brandon Tate	WR	6-1	195	28	8	North Carolina	Burlington, N.C.	FA-16
17	Justin Hunter	WR	6-4	203	25	4	Tennessee	Virginia Beach, Va.	FA-16
19	Walter Powell	WR	6-0	189	24	2	Murray State	St. Louis, Mo.	FA-15
20	Corey Graham	S	6-0	196	31	10	New Hampshire	Buffalo, N.Y.	FA-14
21	Nickell Robey-Coleman	CB	5-8	165	24	4	Southern California	Frostproof, Fla.	UFA-13
22	Reggie Bush	RB	6-0	205	31	11	Southern California	Spring Valley, Calif.	FA-16
23	Aaron Williams	S	6-0	199	26	6	Texas	Round Rock, Texas	D2-11
24	Stephon Gilmore	CB	6-1	190	26	5	South Carolina	Rock Hill, S.C.	D1-12
25	LeSean McCoy	RB	5-11	208	28	8	Pittsburgh	Harrisburg, Pa.	TR-15 (PHI)
26	Robert Blanton	S	6-1	200	27	5	Notre Dame	Clackamas, Ore.	FA-16
27	Duke Williams	S	5-11	201	25	4	Nevada	Reno, Nev.	D4-13
28	Ronald Darby	CB	5-11	193	22	2	Florida State	Oxon Hill, Md.	D2-15
29	Kevon Seymour	CB	6-0	185	22	R	Southern California	Pasadena, Calif.	D6b-16
30	Corey White	CB	6-1	210	26	5	Samford	Dunwoody, Ga.	FA-16
31	Jonathan Williams	RB	6-0	223	22	R	Arkansas	Allen, Texas	D5-16
35	Mike Gillislee	RB	5-11	219	25	3	Florida	DeLand, Fla.	FA-15
36	Jonathan Meeks	S	6-0	209	26	4	Clemson	Rock Hill, S.C.	D5-13
42	Jerome Felton	FB	6-0	248	30	9	Furman	Duren, Germany	FA-16
47	Manasseh Garner	TE	6-2	229	24	1	Pittsburgh	Pittsburgh, PA	FA-16
50	Ramon Humber	LB	5-11	232	29	8	North Dakota State	Minneapolis, Minn.	FA-16
51	Brandon Spikes	LB	6-2	255	29	6	Florida	Shelby, N.C.	FA-16
52	Preston Brown	LB	6-1	251	23	3	Louisville	Cincinnati, Ohio	D3-14
53	Zach Brown	LB	6-1	248	26	5	North Carolina	Columbia, Md.	FA-16
55	Jerry Hughes	LB	6-2	254	28	7	Texas Christian	Sugar Land, Texas	TR-13 (IND)
56	Lerentee McCray	LB	6-3	249	26	4	Florida	Ocala, Fla.	TR-16 (GB)
57	Lorenzo Alexander	LB	6-1	245	33	10	California	Berkeley, Calif.	FA-16
64	Richie Incognito	G	6-3	319	33	10	Nebraska	Englewood, N.J.	FA-15
65	Garrison Sanborn	LS	6-1	240	31	8	Florida State	Tampa, Fla.	FA-09
66	Seantrel Henderson	T	6-7	331	24	3	Miami	St. Paul, Minn.	D7b-14
67	Patrick Lewis	C	6-1	311	25	4	Texas A&M	Reserve, La.	FA-16
70	Eric Wood	C	6-4	310	30	8	Louisville	Cincinnati, Ohio	D1b-09
71	Cyrus Kouandjio	T	6-7	322	23	3	Alabama	Hyattsville, Md.	D2-14
72	Ryan Groy	G	6-5	320	25	3	Wisconsin	Middleton, Wis.	FA-15
74	Michael Ola	T	6-5	312	28	3	Hampton	Riverdale, Ga.	FA-16
76	John Miller	G	6-2	303	23	2	Louisville	Miami, Fla.	D3-15
77	Cordy Glenn	T	6-6	345	27	5	Georgia	Riverdale, Ga.	D2-12
79	Jordan Mills	T	6-5	316	25	4	Louisiana Tech	Thibodaux, La.	FA-15
84	Nick O'Leary	TE	6-3	252	24	1	Florida State	Palm Beach, Fla.	D6b-15
85	Charles Clay	TE	6-3	255	27	6	Tulsa	Little Rock, Ark.	FA-15
88	Marquise Goodwin	WR	5-9	179	25	4	Texas	Garland, Texas	D3-13
90	Shaq Lawson	LB	6-3	270	22	R	Clemson	Central, S.C.	D1-16
91	Leger Douzable	DE	6-4	284	30	7	Central Florida	Tampa, Fla.	FA-16
92	Adolphus Washington	DT	6-4	295	22	R	Ohio State	Cincinnati, Ohio	D3-16
94	Jerel Worthy	DE	6-2	308	26	3	Michigan State	Huber Heights, Ohio	FA-15
95	Kyle Williams	DT	6-1	303	33	11	LSU	Ruston, La.	D5a-06
97	Corbin Bryant	DT	6-4	300	28	4	Northwestern	Chicago, Ill.	FA-12
99	Marcell Dareus	DT	6-3	331	26	6	Alabama	Huffman, Ala.	D1-11
<b>PRACTICE SQUAD</b>									
9	Marshall Morgan	K	6-3	194	22	R	Georgia	Ft. Lauderdale, Fla.	FA-16
13	Dezmin Lewis	WR	6-4	214	23	1	Central Arkansas	Mesquite, Texas	D7-15
16	Ed Eagan	WR	5-10	193	23	R	Northwestern State	New Orleans, La.	FA-16
39	Marcus Roberson	CB	6-0	194	23	3	Florida	Lauderdale Lakes, Fla.	FA-16
49	Bryson Albright	LB	6-5	225	22	R	Miami (OH)	Cincinnati, Ohio	UFA-16
54	Max Valles	DE	6-4	250	22	1	Virginia	Sicklerville, N.J.	FA-15
75	William Poehls	T	6-8	334	24	1	Montana	Chandler, Az.	FA-16
80	Corey Washington	WR	6-4	214	24	2	Newberry	North Charleston, S.C.	FA-16
98	Deandre Coleman	DT	6-5	341	25	1	California	Seattle, Wash.	FA-16
<b>RESERVE/PHYSICALLY UNABLE TO PERFORM</b>									
81	Marcus Easley	WR	6-2	217	28	6	Connecticut	Stratford, Conn.	D4-10
<b>RESERVE/NON-FOOTBALL INJURY</b>									
18	Kolby Listenbee	WR	6-1	183	22	R	Texas Christian	Arlington, Texas	D6a-16
<b>RESERVE/INJURED</b>									
11	Greg Salas	WR	6-2	210	28	5	Hawaii	Chino, Calif.	FA-15
14	Sammy Watkins	WR	6-1	211	23	3	Clemson	Fort Myers, Fla.	D1-14
31	Jonathan Dowling	DB	6-3	190	24	2	Western Kentucky	Bradenton, Fla.	FA-15
33	Colt Anderson	S	5-10	195	30	7	Montana	Butte, Mont.	FA-16
43	Phillip Thomas	S	6-0	223	27	3	Fresno State	Bakersfield, Calif.	FA-15
59	Reggie Ragland	LB	6-2	252	22	R	Alabama	Madison, Ala.	D2-16
75	IK Enemkpali	DE	6-1	261	25	3	Louisiana Tech	Pflugerville, Texas	W-15 (NYJ)
86	Blake Annen	TE	6-4	247	25	3	Cincinnati	Upper Arlington, Ohio	FA-15
89	Chris Gragg	TE	6-3	244	26	4	Arkansas	Warren, Ark.	D7-13
<b>PRACTICE SQUAD/INJURED LIST</b>									
41	Damian Parms	S	6-2	209	23	1	Florida Atlantic	Miami, Fla.	FA-16
<b>RESERVE/DID NOT REPORT</b>									
	Dri Archer	RB	5-8	173	25	3	Kent State	Laurel, Fla.	W-16 (NYJ)

## BUFFALO BILLS UNOFFICIAL 2016 DEPTH CHART

### OFFENSE

<b>WR</b>	88 Marquise Goodwin	19 Walter Powell	17 Justin Hunter
<b>LT</b>	77 Cordy Glenn	71 Cyrus Kouandjio	
<b>LG</b>	64 Richie Incognito		
<b>C</b>	70 Eric Wood	67 Patrick Lewis	
<b>RG</b>	76 John Miller	72 Ryan Groy	
<b>RT</b>	79 Jordan Mills	74 Michael Ola	66 Seantrel Henderson
<b>TE</b>	85 Charles Clay	84 Nick O'Leary	47 Manasseh Garner
<b>QB</b>	5 Tyrod Taylor	3 EJ Manuel	<u>7 Cardale Jones</u>
<b>FB</b>	42 Jerome Felton		
<b>RB</b>	25 LeSean McCoy	35 Mike Gillislee	22 Reggie Bush
<b>WR</b>	10 Robert Woods	15 Brandon Tate	<u>31 Jonathan Williams</u>

### DEFENSE

<b>DT</b>	95 Kyle Williams	91 Leger Douzable	
<b>NT</b>	99 Marcell Dareus	94 Jerel Worthy	
<b>DE</b>	97 Corbin Bryant	<u>92 Adolphus Washington</u>	
<b>OLB</b>	55 Jerry Hughes	56 Larentee McCray	
<b>WILL</b>	53 Zach Brown	50 Ramon Humber	
<b>MIKE</b>	52 Preston Brown	51 Brandon Spikes	
<b>OLB</b>	57 Lorenzo Alexander	<u>90 Shaq Lawson</u>	
<b>CB</b>	28 Ronald Darby	21 Nickell Robey-Coleman	30 Corey White
<b>S</b>	23 Aaron Williams	27 Duke Williams	36 Jonathan Meeks
<b>S</b>	20 Corey Graham	26 Robert Blanton	
<b>CB</b>	24 Stephon Gilmore	<u>29 Kevon Seymour</u>	

### SPECIALISTS

<b>K</b>	2 Dan Carpenter		
<b>KO</b>	2 Dan Carpenter		
<b>P</b>	6 Colton Schmidt		
<b>KOR</b>	15 Brandon Tate	22 Reggie Bush	19 Walter Powell
<b>PR</b>	15 Brandon Tate	22 Reggie Bush	19 Walter Powell
<b>LS</b>	65 Garrison Sanborn		
<b>H</b>	6 Colton Schmidt		

ROOKIES UNDERLINED  
EXEMPT IN ITALICS

## 2016 TRANSACTIONS

January 4 Signed **CB Mario Butler**, **RB Mike Gillislee**, **WR Greg Salas** and **P Colton Schmidt** to contract extensions. Signed **TE Blake Annen**, **DB Jonathan Dowling**, **TE Jacob Maxwell**, **C Ronald Patrick**, **DE Cedric Reed**, **G Cyril Richardson** and **S Phillip Thomas** to reserve/future contract.

January 10 **Rob Ryan** named assistant head coach/defense

January 12 Signed **WR Jarrett Boykin** and **WR Greg Little** to reserve/future contract.

January 13 **Ed Reed** named assistant defensive backs coach

January 20 Signed **RB James Wilder Jr.** to a reserve/future contract. **Kathryn Smith** named quality control-special teams coach.

February 3 Signed **CB Javier Arenas** to a reserve/future contract.

March 1 Designated **T Cordy Glenn** as franchise player. Released **RB Boobie Dixon**, **G Kraig Urbik** and **DE Mario Williams**.

March 4 Released **CB Leodis McKelvin**.

March 7 Tendered offers to Restricted Free Agents **DT Corbin Bryant**, **WR Chris Hogan** and **T Jordan Mills**

March 8 Re-signed **G Richie Incognito**

March 16 Signed **TE Jim Dray**

March 18 Signed **S Robert Blanton**

March 30 Signed **T Jordan Mills**

April 4 Signed **LB Zach Brown**, **WR Leonard Hankerson** and **CB Corey White**

April 5 Signed **CB Sterling Moore**

April 6 **LB AJ Tarpley** announced retirement

April 7 Signed **C Fernando Velasco**

April 11 Signed **LB Lorenzo Alexander** and **S Colt Anderson**

April 15 Released **T Tyson Chandler**

April 18 Signed **DT Corbin Bryant**. Released **DB Cam Thomas**

April 19 Released **LB Tony Stewart**.

April 28 Drafted **DE Shaq Lawson**

April 29 Drafted **LB Reggie Ragland** and **DT Adolphus Washington**. Released **TE Jacob Maxwell** and **LB A.J. Tarpley**

April 30 Drafted **QB Cardale Jones**, **RB Jonathan Williams**, **WR Kolby Listenbee** and **CB Kevon Seymour**.

May 2 Signed **LB Bryson Albright**, **WR Davonte Allen**, **WR Gary Chambers**, **LS Reid Ferguson**, **FB Glenn Gronkowski**, **C Robert Kugler**, **G Jamison Lalk**, **DE Claudell Louis**, **T Marquis Lucas**, **T Keith Lumpkin**, **K Marshall Morgan**, **LB Eric Striker**, **CB Julian Whigham**, **DT Justin Zimmer**. Released **CB Bud Noel**, **C Ronald Patrick** and **LB Jarius Wynn**.

May 10 Claimed **RB Dri Archer**

May 11 Signed **CB Kevon Seymour**.

May 12 Signed **WR Kolby Listenbee**

May 13 Signed **RB Jonathan Williams**

May 17 Signed **DT Adolphus Washington**

May 18 Placed **RB Dri Archer** on the Reserve/Did Not Report List

May 24 Signed **LB Reggie Ragland**

May 31 Signed **LB Jamari Lattimore**

June 6 Signed **DE Shaq Lawson**

June 7 Signed **QB Cardale Jones**

June 9 Signed **RB Dan Herron**. Released **CB Julian Whigham**.

June 14 Signed **DE Leger Douzable** and **T Chris Martin**. Released **DE Claudell Louis** and **T Keith Lumpkin**.

June 17 Signed **T Justin Renfrow**. Designated **S Phillip Thomas** as Waived/Injured.

July 29 Placed **LB Manny Lawson** and **WR Kolby Listenbee** on the Active/Non-Football Injury list. Placed **WR Marcus Easley**, **DE Shaq Lawson**, **WR Sammy Watkins** and **DT Kyle Williams** on the Active/Physically Unable to Perform list. Placed **DT Marcell Dareus**, **DB Jonathan Dowling**, **T Seantrel Henderson** and **RB Karlos Williams** on the Active/Non-Football Illness list.

July 30 Signed **DT Casey Walker**. Waived **DE Cedric Reed**.

August 1 **DB Jonathan Dowling** is moved to the active roster. Signed **RB Reggie Bush** and **WR Kain Colter**. Released **WR Davonte Allen** and **K Marshall Morgan**.

August 7 Signed **LB David Hawthorne**, **LB Brandon Spikes** and **TE Jimmy Mundine**. Released **WR Gary Chambers** and **CB Javier Arenas**. Designated **LB Kevin Reddick** as Waive

August 8 **DT Marcell Dareus**, **WR Sammy Watkins** and **DT Kyle Williams** are moved to the active roster.

August 15 **RB Karlos Williams** is moved to the active roster. Signed **LB Kroy Biermann**, **DT Brandon Deaderick** and **DT Alameda Ta'amu**. Waived/Injured **LB IK Enemkpalli**. Released **DT T.J. Barnes** and **WR Leonard Hankerson**.

August 16 **LB Manny Lawson** is moved to the active roster.

August 20 Waived **RB Karlos Williams**.

August 22 **T Seantrel Henderson** is moved to the active roster.

August 28 Signed **QB Austin Trainor**.

August 30 Traded for **LB Larentee McCray** from the Green Bay Packers in return for an undisclosed 2018 draft pick. Released **LB David Hawthorne**, **LS Reid Ferguson**, **C Robert Kugler**, **WR Greg Little**, **TE Jimmy Mundine**, **LB Eric Striker**, **DT Alameda Ta'amu**, **QB Austin Trainor**, **DT Justin Zimmer**. Designated **CB Jonathan Dowling**, **TE Chris Gragg** and **T Justin Renfrow** as Waived/Injured. Designated **WR Marcus Easley** and **LB Shaq Lawson** as Reserve/Physically Unable to Perform. Designated **WR Kolby Listenbee** as Reserve/Non-Football Injury. Designated **LB Reggie Ragland** as Reserve/Injured

August 31 Signed **LB Ramon Humber**. Waived **K Jordan Gay**. Claimed **C Patrick Lewis** off waivers from Seattle. Released **G Jamison Lalk**.

September 2 Released **LB Kroy Biermann**, **WR Jarrett Boykin**, **CB Mario Butler**, **WR Kain Colter**, **DL Brandon Deaderick**, **DL Lavar Edwards**, **FB Jerome Felton**, **RB Boom Herron**, **LB Manny Lawson**, **WR Dez Lewis**, **T Chris Martin**, **CB Sterling Moore**, **G Cyril Richardson**, **CB Sammy Seamster**, **LB Max Valles**, **C Fernando Velasco**, **DL Casey Walker**. Placed **TE Blake Annen**, **LB Randall Johnson**, **T Marquis Lucas** and **RB James Wilder Jr.** on Injured Reserve.

September 4 Claimed **FB/TE Dan Vitale** off of waivers. Released **LB Jamari Lattimore**. Signed **WR Dezmin Lewis** and **K Jordan Gay** to practice squad.

September 5 Signed **CB Doran Grant**, **WR Matt Hazel**, **G Gabe Ikard** and **LB Max Valles** to the practice squad. Released **FB/TE Dan Vitale** due to failed physical.

September 6 Signed **WR Brandon Tate** to the active roster. **LB Carlos Fields**, **CB Damian Parns** and **CB Marcus Roberson** added to the practice squad.

September 9 Signed **K Jordan Gay** to the active roster. Placed **T Seantrel Henderson** on the Reserve/Suspended list.

September 12 Signed **FB Jerome Felton**. Released **FB Glenn Gronkowski**.

September 13 Signed **T Chris Martin** to the practice squad. Released **CB Doran Grant** from practice squad.

September 15 Promoted **G Gabe Ikard** to the active roster from the practice squad. Released **LB Bryson Albright**.

September 16 Signed **LB Bryson Albright** to the practice squad.

September 19 Signed **T William Poehls** to the practice squad. Released **T Chris Martin** from practice squad.

September 27 Signed **WR Ed Eagan** and **G Terran Vaughn** to the practice squad. Released **Jordan Gay**. Released **LB Carlos Fields** and **DB Damian Parns** from the practice squad. Released **RB James Wilder** from Injured Reserve with an injury settlement.

September 28 Signed **T Michael Ola** from the Giants practice squad.

September 30 Placed **WR Sammy Watkins** on the reserve/injured list. Claimed **WR Justin Hunter** off waivers from Miami.

October 3 Placed **DT Marcell Dareus** and **T Seantrel Henderson** on Exempt list

October 4 Released **TE Jim Dray** and promoted **TE Gerald Christian** to the active roster. Signed **WR Corey Washington** to practice squad.

October 5 Signed **TE Manasseh Garner** to practice squad

October 7 Activated **DT Marcell Dareus** and placed **WR Greg Salas** on Reserve/Injured list. Released **OL Terran Vaughn** from the practice squad.

October 10 Activated **T Seantrel Henderson** and placed **S Colt Anderson** on Reserve/Injured list.

October 11 Signed **K Marshall Morgan** to the practice squad

October 21 Activated **LB Shaq Lawson** from PUP to active roster. Signed **TE Manasseh Garner** from practice squad to active roster. Released **TE Gerald Christian** and **G Gabe Ikard**.

# HOW THE BILLS WERE BUILT

YEAR	DRAFTEES	VETERAN FREE AGENTS	TRADES	FREE AGENTS
2006	Kyle Williams (5)			
2009	Eric Wood (1)			Garrison Sanborn (UFA)
2011	Marcell Dareus (1) Aaron Williams (2)			
2012	Stephon Gilmore (1) Cordy Glenn (2)	Corbin Bryant (Steelers)		
2013	EJ Manuel (1) Robert Woods (2) Marquise Goodwin (3) Duke Williams (4) Jonathan Meeks (5)	Dan Carpenter (Miami)	Jerry Hughes (Indianapolis)	Nickell Robey-Coleman (UFA)
2014	Cyrus Kouandjio (2) Preston Brown (3) Seantrel Henderson (7)	Corey Graham (Baltimore) Colton Schmidt (San Francisco)		
2015	Ronald Darby (2) John Miller (3) Nick O'Leary (6)	Charles Clay (Miami) Jerome Felton (Minnesota) Mike Gillislee (Arizona) Ryan Groy (Tampa Bay) Richie Incognito (Miami) Jordan Mills (Detroit) Walter Powell (NY Jets) Tyrod Taylor (Baltimore) Jerel Worthy (Green Bay)	LeSean McCoy (from Philadelphia)	
2016	Shaq Lawson (1) Adolphus Washington (3) Cardale Jones (4) Jonathan Williams (5) Kevon Seymour (6)	Lorenzo Alexander (Oakland) Robert Blanton (Minnesota) Zach Brown (Tennessee) Reggie Bush (Detroit) Leger Douzable (NY Jets) Manasseh Garner (Denver) Justin Hunter (Miami) Ramon Humber (New England) Patrick Lewis (Seattle) Michael Ola (NY Giants) Brandon Spikes (New England) Brandon Tate (Cincinnati) Corey White (Arizona)	Lerentee McCray (from Green Bay)	

(ufa) indicates undrafted rookie free agent

(team) denotes team last played with



# BY EXPERIENCE

## 11 YEARS (2)

Reggie Bush  
Kyle Williams

## 10 YEARS (3)

Lorenzo Alexander  
Corey Graham  
Richie Incognito

## 9 YEARS (2)

Dan Carpenter  
Jerome Felton

## 8 YEARS (5)

Ramon Humber  
LeSean McCoy  
Garrison Sanborn  
Brandon Tate  
Eric Wood

## 7 YEARS (2)

Leger Douzable  
Jerry Hughes

## 6 YEARS (5)

Charles Clay  
Marcell Dareus  
Brandon Spikes  
Tyrod Taylor  
Aaron Williams

## 5 YEARS (6)

Robert Blanton  
Zach Brown  
Stephon Gilmore  
Cordy Glenn  
Corey White

## 4 YEARS (8)

Corbin Bryant  
Patrick Lewis  
EJ Manuel  
Lerentee McCray  
Jordan Mills  
Nickell Robey-Coleman  
Duke Williams  
Robert Woods

## 3 YEARS (11)

Preston Brown  
Mike Gillislee  
Marquise Goodwin  
Ryan Groy  
Seantrel Henderson  
Cyrus Kouandjio  
Jonathan Meeks  
Michael Ola  
Colton Schmidt  
Jerel Worthy

## 2 YEARS (3)

Ronald Darby  
John Miller  
Walter Powell

## 1 YEAR (2)

Manasseh Garner  
Nick O'Leary

## ROOKIE (5)

Shaq Lawson  
Cardale Jones  
Kevon Seymour  
Adolphus Washington  
Jonathan Williams

## BUFFALO BILLS PRONOUNCIATION

<b>Dareus</b> , Marcell	DAR-e-us (like 'jar')
<b>Douzable</b> , Leger	Leh-je' DOO-zah-bull
Garner, <b>Manasseh</b>	muh-NESS-uh
<b>Gillislee</b> , Mike	gil-is-LEE
Gilmore, <b>Stephon</b>	steph-AHN
Goodwin, <b>Marquise</b>	Mar-keese
Henderson, <b>Seantrel</b>	SHAWN-trel
<b>Kouandjio</b> , Cyrus	EYE-kurd
McCray, <b>Lerentee</b>	Luh-RENT-tay
<b>Ola</b> , Michael	OH-luh
Seymour, <b>Kevon</b>	KEY-von
Worthy, <b>Jerel</b>	juh-RELL



## 2016 BUFFALO BILLS ROSTER BY POSITION HEAD COACH REX RYAN



**Offense: 26**

**Coordinator: Anthony Lynn**  
**Senior Assistant: Chris Palmer**

### QUARTERBACKS (3)

**Coach: David Lee**

**Assistant: Jason Vrable**

No	Name	Pos	HT	WT	Exp	College
3	EJ Manuel	QB	6'4	237	4	Florida State
5	Tyrod Taylor	QB	6'1	215	6	Virginia Tech
7	Cardale Jones	QB	6'5	250	R	Ohio State

### RUNNING BACKS (5)

**Coach: Anthony Lynn**

No	Name	Pos	HT	WT	Exp	College
22	Reggie Bush	RB	6'0	205	11	Southern California
25	LeSean McCoy	RB	5'11	208	8	Pittsburgh
31	Jonathan Williams	RB	6'0	223	R	Arkansas
35	Mike Gillislee	RB	5'11	219	3	Florida
42	Jerome Felton	FB	6'0	248	9	Furman

### WIDE RECEIVERS (5)

**Coach: Sanjay Lal**

No	Name	Pos	HT	WT	Exp	College
10	Robert Woods	WR	6'0	190	4	Southern California
15	Brandon Tate	WR	6'1	195	8	North Carolina
17	Justin Hunter	WR	6'4	203	4	Tennessee
19	Walter Powell	WR	6'0	189	2	Murray State
88	Marquise Goodwin	WR	5'9	179	4	Texas

### TIGHT ENDS (3)

**Coach: Tony Sparano**

No	Name	Pos	HT	WT	Exp	College
47	Manasseh Garner	TE	6'2	229	1	Pittsburgh
84	Nick O'Leary	TE	6'3	252	1	Florida State
85	Charles Clay	TE	6'3	255	6	Tulsa

### OFFENSIVE LINE (10)

**Coach: Aaron Kromer**

**Assistant: Pay Meyer**

No	Name	Pos	HT	WT	Exp	College
64	Richie Incognito	G	6'3	319	10	Nebraska
66	Seantrel Henderso	T	6'7	331	3	Miami
67	Patrick Lewis	C	6'1	311	4	Texas A&M
70	Eric Wood	C	6'4	310	8	Louisville
71	Cyrus Kouandjio	T	6'7	332	3	Alabama
72	Ryan Groy	G	6'5	320	3	Wisconsin
74	Michael Ola	T	6'5	312	3	Hampton
76	John Miller	G	6'2	312	2	Louisville
77	Cordy Glenn	T	6'6	345	5	Georgia
79	Jordan Mills	T	6'5	316	4	Louisiana Tech

**Defense: 24**

**Coordinator: Dennis Thurman**  
**Assistant HC/Defense: Rob Ryan**  
**Assistant: D'Anton Lynn**  
**Assistant: Mike Giuliani**

### DEFENSIVE LINE (6)

**Coach: John Blake**

**Coach: Jason Rebrovich**

No	Name	Pos	HT	WT	Exp	College
91	Leger Douzable	DE	6'4	284	7	Central Florida
92	Adolphus Washington	DT	6'4	295	R	Ohio State
94	Jerel Worthy	DE	6'2	308	3	Michigan State
95	Kyle Williams	DT	6'1	303	11	LSU
97	Corbin Bryant	DT	6'4	300	4	Northwestern
99	Marcell Dareus	DT	6'3	331	6	Alabama

### LINEBACKERS (8)

**Coach: Bobby April III**

**Coach: Jeff Weeks (Outside)**

No	Name	Pos	HT	WT	Exp	College
50	Ramon Humber	LB	5'11	235	8	North Dakota State
51	Brandon Spikes	LB	6'2	255	6	Florida
52	Preston Brown	LB	6'1	251	3	Louisville
53	Zach Brown	LB	6'1	248	5	North Carolina
55	Jerry Hughes	LB	6'2	254	7	Texas Christian
56	Lerentee McCray	LB	6'3	249	4	Florida
57	Lorenzo Alexander	LB	6'1	245	10	California
90	Shaq Lawson	LB	6'3	270	R	Clemson

### DEFENSIVE BACKS (10)

**Coach: Tim McDonald**

**Assistant: Ed Reed**

No	Name	Pos	HT	WT	Exp	College
20	Corey Graham	S	6'0	196	10	New Hampshire
21	Nickell Robey-Coleman	CB	5'8	165	4	Southern California
23	Aaron Williams	S	6'0	199	6	Texas
24	Stephon Gilmore	CB	6'1	190	5	South Carolina
26	Robert Blanton	S	6'1	200	5	Notre Dame
27	Duke Williams	S	5'11	201	4	Nevada
28	Ronald Darby	CB	5'11	195	2	Florida State
29	Kevon Seymour	CB	6'0	185	R	Southern California
30	Corey White	CB	6'1	210	5	Samford
36	Jonathan Meeks	S	6'0	209	4	Clemson

### SPECIAL TEAMS (3)

**Coordinator: Danny Crossman**

**Assistants: Eric Smith, Kathryn Smith**

No	Name	Pos	HT	WT	Exp	College
2	Dan Carpenter	K	6'2	228	9	Montana
6	Colton Schmidt	P	5'11	224	3	California-Davis
65	Garrison Sanborn	LS	6'1	240	8	Florida State

### COACHING STAFF

Head Coach: Rex Ryan  
Assistant Head Coach/Defense: Rob Ryan  
Coordinators: Danny Crossman (Special Teams), Anthony Lynn (Offense), Dennis Thurman (Defense)  
Assistants: Bobby April III (Linebackers), John Blake (Defensive Line), Eric Ciano (Head Strength and Conditioning), Mike Giuliani (Coaching Assistant), Aaron Kromer (Offensive Line), Zak Kromer (Coaching Assistant), Sanjay Lal (Wide Receivers), Dan Liburd (Strength and Conditioning Assistant), Mark Loecher (Strength and Conditioning Assistant), Hal Luther (Assistant Strength and Conditioning), D'Anton Lynn (Defensive Assistant), Tim McDonald (Defensive Backs), Pat Meyer (Offensive Assistant), Jason Oszvar (Strength and Conditioning Assistant), Chris Palmer (Senior Offensive Assistant), Jason Rebrovich (Defensive Line), Ed Reed (Assistant Defensive Backs), Deuce Schwartz (Coaching Assistant), Eric Smith (Special Teams Assistant), Kathryn Smith (Quality Control-Special Teams), Doug Socha (Coaching Assistant), Tony Sparano (Tight Ends), Jason Vrable (Assistant Quarterbacks), Jeff Weeks (Outside Linebackers)



# HERD OF STATS

**REGULAR SEASON GAME #8**

**Buffalo Bills vs New England Patriots**

**Sunday, October 30, 2016**

## **2016 HERD OF STATS**

**Game-By-Game Starters**

**Offensive Highs & Lows**

**Defensive Highs & Lows**

**Bills Superlatives**

**Opponent Superlatives**

**Defensive Summaries**

**Defensive Statistics**

**Scoring Drives**

**Game-by-Game Team**

**Game-by-Game Rushing**

**Game-by-Game Passing**

**Game-by-Game Receiving**

**Game-by-Game Punting/Kicking**

**Game-by-Game Punt Returns**

**Game-by-Game Kickoff Returns**

**Game-by-Game Defensive Stats**

**Big Plays**

**Goal-to-Go**

**Inside the 20**

**The Last Time**

**Turnover Analysis**

**ETCs**

**Game Summaries**

**Player Participation**

**NFL Stats**

## 2016 BUFFALO BILLS GAME-BY-GAME STARTERS

OPP	OFFENSE										
	WR	WR	LT	LG	C	RG	RT	TE	TE-WR-FB	RB	QB
at BAL	Watkins	Woods	Glenn	Incognito	Wood	Miller	Mills	Clay	Dray	McCoy	Taylor
vs NYJ	Watkins	Woods	Kouandjio	Incognito	Wood	Miller	Mills	Clay	Salas	McCoy	Taylor
vs ARZ	Goodwin	Woods	Kouandjio	Incognito	Wood	Miller	Mills	Clay	O'Leary	McCoy	Taylor
at NE	Goodwin	Woods	Glenn	Incognito	Wood	Miller	Mills	Clay	O'Leary	McCoy	Taylor
at LA	Goodwin	Woods	Glenn	Incognito	Wood	Miller	Mills	Clay	Felton	McCoy	Taylor
vs SF	Goodwin	Woods	Glenn	Incognito	Wood	Miller	Mills	Clay	Hunter	McCoy	Taylor
at MIA	Goodwin	Hunter	Glenn	Incognito	Wood	Miller	Mills	Clay	Powell	McCoy	Taylor

OPP	DEFENSE										
	DT	NT	DE/CB	OLB	WILL	MIKE	OLB	CB	S	S	CB
at BAL	K. Williams	Bryant	Washington	Hughes	Z. Brown	P. Brown	Alexander	Darby	D. Williams	Graham	Gilmore
vs NYJ	K. Williams	Bryant	Washington	Hughes	Z. Brown	P. Brown	Alexander	Darby	D. Williams	Graham	Gilmore
vs ARZ	K. Williams	Bryant	Washington	Hughes	Z. Brown	P. Brown	Alexander	C. White	A. Williams	Graham	Gilmore
at NE	K. Williams	Bryant	Washington	Hughes	Z. Brown	P. Brown	Alexander	Darby	A. Williams	Graham	Gilmore
at LA	K. Williams	Bryant	Washington	Hughes	Z. Brown	P. Brown	Alexander	Darby	A. Williams	Graham	Gilmore
vs SF	K. Williams	Douzable	Robey-Coleman	Hughes	Z. Brown	P. Brown	Alexander	Darby	A. Williams	Graham	Gilmore
at MIA	K. Williams	Bryant	Washington	Hughes	Z. Brown	P. Brown	Alexander	Darby	A. Williams	Graham	Gilmore

# 2016 OFFENSIVE HIGHS & LOWS

BEST		WORST
45 vs SF 10/16	POINTS	7 at BAL 9/11
29 vs SF 10/16	FIRST DOWNS	11 at BAL 9/11
16 vs SF 10/16	RUSHING FIRST DOWNS	4 at MIA 10/23
15 at NE 10/2	PASSING FIRST DOWNS	5 at BAL 9/11, vs ARZ 9/25
62% vs SF 10/16	THIRD DOWN EFFICIENCY	23% at BAL 9/11, at MIA 10/23
491 vs SF 10/16	TOTAL NET YARDS	160 at BAL 9/11
7.9 vs NYJ 9/15	AVERAGE PER PLAY	3.3 at BAL 9/11
312 vs SF 10/16	NET YARDS RUSHING	65 at BAL 9/11
307 vs NYJ 9/15	NET YARDS PASSING	88 vs ARZ 9/25
0 vs NYJ 9/15	QB SACKS	4 vs ARZ 9/25
307 vs NYJ 9/15	GROSS YARDS PASSING	111 at BAL 9/11
39 at NE 10/2	PASS ATTEMPTS	22 at BAL 9/11
27 at NE 10/2	PASS COMPLETIONS	12 at LA 10/9
0, five times: most recently vs MIA 10/23	INTERCEPTED	1 vs NYJ 9/15, vs ARZ 9/25
9.9 vs NYJ 9/15	YARDS PER PASS	4.0 at BAL 9/11
50.7 vs SF 10/16	PUNTING AVERAGE	35.6 vs ARZ 9/25
3 at NE 10/2	PUNT RETURNS	1 at BAL 9/11, vs NYJ 9/15, at MIA 10/23
39 vs ARZ 9/25	PUNT RETURN YARDS	Minus-2 at LA 10/9
5 vs NYJ 9/15	KICKOFF RETURNS	0 vs SF 10/16
125 vs NYJ 9/15	KICKOFF RETURN YARDS	0 vs SF 10/16
6 vs SF 10/16	TOUCHDOWNS	1 at BAL 9/11, at NE 10/2
4 vs SF 10/16	RUSHING TOUCHDOWNS	0 vs NYJ 9/15, at NE 10/2
3 vs NYJ 9/15	PASSING TOUCHDOWNS	0 at BAL 9/11, vs ARZ 9/25
36:11 at NE 10/2	TIME OF POSSESSION	20:48 vs NYJ 9/15

# 2016 DEFENSIVE HIGHS & LOWS

BEST		WORST
0 at NE 10/2	POINTS	37 vs NYJ 9/15
13 at NE 10/2	FIRST DOWNS	28 vs NYJ 9/15
3 at NE 10/2	RUSHING FIRST DOWNS	15 at MIA 10/23
7 vs SF 10/16	PASSING FIRST DOWNS	18 vs NYJ 9/15
8% at NE 10/2	THIRD DOWN EFFICIENCY	62% vs NYJ 9/15
277 at NE 10/2	TOTAL NET YARDS	493 vs NYJ 9/15
4.5 vs ARZ 9/25	AVERAGE PER PLAY	6.9 vs NYJ 9/15
83 at BAL 9/11	NET YARDS RUSHING	256 at MIA 10/23
167 vs SF 10/16	NET YARDS PASSING	370 vs NYJ 9/15
5.0 vs ARZ 9/25	QB SACKS	1.0 vs NYJ 9/15, at MIA 10/23
187 vs SF 10/16	GROSS YARDS PASSING	374 vs NYJ 9/15
25 at MIA 10/23	PASS ATTEMPTS	50 vs ARZ 9/25
13 vs SF 10/16	PASS COMPLETIONS	26 vs ARZ 9/25
2, vs ARZ 9/25, at LA 10/9	INTERCEPTED	0, four times: most recently vs MIA 10/23
5.74 vs ARZ 9/25	YARDS PER PASS	10.6 vs NYJ 9/15
25.0 at MIA 10/23	PUNTING AVERAGE	55.5 at LA 10/9
0 vs NYJ 9/15	PUNT RETURNS	5 at MIA 10/23
0 vs NYJ 9/15	PUNT RETURN YARDS	28 at MIA 10/23
2 at BAL 9/11, at NE 10/2	KICKOFF RETURNS	4 at LA 10/9, vs SF 10/16, at MIA 10/23
30 at NE 10/2	KICKOFF RETURN YARDS	86 vs ARZ 9/25
0 at NE 10/2	TOUCHDOWNS	4 vs NYJ 9/15
0 at BAL 9/11, at NE 10/2, vs SF 10/16	RUSHING TOUCHDOWNS	3 vs NYJ 9/15
0 vs ARZ 9/25, at NE 10/2, at LA 10/9	PASSING TOUCHDOWNS	1, four times; most recently at MIA 10/23
23:49 at NE 10/2	TIME OF POSSESSION	39:12 vs NYJ 9/15

# 2016 BILLS SUPERLATIVES

## RUSHING

Yards .....	150	L. McCoy at LA 10/9
Average (min. 10 carries) .....	8.3	L. McCoy at LA 10/9
Long .....	53	T. Taylor at LA 10/9
Touchdowns .....	3	L. McCoy vs SF 10/16

## PASSING

Attempts .....	39	T. Taylor at NE 10/2
Completions .....	27	T. Taylor at NE 10/2
Percentage (min. 20 attempts) .....	69.2%	T. Taylor at NE 10/2
Yards .....	297	T. Taylor vs NYJ 9/15
Long .....	84	T. Taylor vs NYJ 9/15
Touchdowns .....	3	T. Taylor vs NYJ 9/15

## RECEIVING

Receptions .....	7	R. Woods at NE 10/2
Yards .....	112	M. Goodwin vs NYJ 9/15
Average (min. 3 rec.) .....	23.3	M. Goodwin at MIA 10/23
Long .....	84	M. Goodwin vs NYJ 9/15
Touchdowns .....	1	Happened nine times, most recently: M. Goodwin at MIA 10/23

## SPECIAL TEAMS

Punts .....	7	C. Schmidt at BAL 9/11, C. Schmidt at MIA 10/23
In 20 .....	4	C. Schmidt at LA 10/9
Longest Punt .....	58	C. Schmidt at LA 10/9
Punt Return Attempts .....	3	B. Tate at NE 10/2
Punt Return Yards .....	39	B. Tate vs ARZ 9/25
Punt Return Average (min. 3 ret.) .....	6.0	B. Tate at NE 10/2
Long Punt Return .....	30	B. Tate at MIA 10/24
Kickoff Return Attempts .....	5	B. Tate vs NYJ 9/15
Kickoff Return Yards .....	125	B. Tate vs NYJ 9/15
Kickoff Return Average (min 3. Ret.) .....	25.0	B. Tate vs NYJ 9/15
Long Kickoff Return .....	45	B. Tate vs NYJ 9/15
PATs Made .....	6	D. Carpenter vs SF 10/16
PATs Attempted .....	6	D. Carpenter vs SF 10/16
Field Goals Made .....	3	D. Carpenter at NE 10/2
Field Goals Attempted .....	4	D. Carpenter at NE 10/2
Longest Field Goal .....	45	D. Carpenter vs ARZ 9/25

## DEFENSE

Most Total Tackles .....	17	Z. Brown at NE 10/2
Most Solo Tackles .....	13	Z. Brown at NE 10/2
Most Sacks .....	3.0	L. Alexander at LA 10/9
Most Interceptions .....	2	S. Gilmore vs ARZ 9/25, N. Robey-Coleman at LA 10/9



# 2016 OPPONENT SUPERLATIVES

## RUSHING

Yards .....	214	J. Ajayi at MIA 10/23
Average (min. 10 carries) .....	7.6	J. Ajayi at MIA 10/23
Long .....	53	J. Ajayi at MIA 10/23
Touchdowns .....	3	M. Forte vs NYJ 9/15

## PASSING

Attempts .....	50	C. Palmer vs ARZ 9/25
Completions .....	26	C. Palmer vs ARZ 9/25
Percentage (min. 20 attempts) .....	70.6%	R. Fitzpatrick vs NYJ 9/15
Yards .....	374	R. Fitzpatrick vs NYJ 9/15
Long .....	66	J. Flacco at BAL 9/11, R. Tannehill at MIA 10/23
Touchdowns .....	1	Four times, most recently: R. Tannehill at MIA 10/23

## RECEIVING

Receptions .....	7	L. Fitzgerald vs ARZ 9/25, T. Austin at LA 10/9
Yards .....	126	E. Decker vs NYJ 9/15
Average (min. 3 rec.) .....	30.3	M. Wallace at BAL 9/11
Long .....	66	M. Wallace at BAL 9/11
Touchdowns .....	1	M. Wallace at BAL 9/11, E. Decker vs NYJ 9/15

## SPECIAL TEAMS

Punts .....	6	R. Allen at NE 10/2
In 20 .....	2	R. Allen at NE 10/2
Longest Punt .....	58	R. Allen at NE 10/2
Punt Return Attempts .....	3	D. Amendola at NE 10/2, J. Grant at MIA 10/23
Punt Return Yards .....	12	J. Kerley vs SF 10/16
Punt Return Average (min. 3 ret.) .....	3.7	J. Grant at MIA 10/23
Long Punt Return .....	12	Jo. Brown vs ARZ 9/25, J. Kerley vs SF 10/16
Kickoff Return Attempts .....	3	Three times, most recently: J. Grant at MIA 10/23
Kickoff Return Yards .....	62	M. Thomas at LA 10/9
Kickoff Return Average (min 3. Ret.) .....	20.7	M. Thomas at LA 10/9
Long Kickoff Return .....	51	Jo. Brown vs ARZ 9/25
PATs Made .....	4	N. Folk vs NYJ 9/15
PATs Attempted .....	4	N. Folk vs NYJ 9/15
Field Goals Made .....	4	G. Zuerlein at LA 10/9
Field Goals Attempted .....	4	G. Zuerlein at LA 10/9
Longest Field Goal .....	60	C. Catanzaro vs ARZ 9/25

## DEFENSE

Most Total Tackles .....	17	L. Ryan at NE 10/2
Most Solo Tackles .....	14	L. Ryan at NE 10/2
Most Sacks .....	2	J. Sheard at NE 10/2, D. Buckner vs SF 10/16
Most Interceptions .....	1	M. Williams vs NYJ 9/15, P. Peterson vs ARZ 9/25

**Buffalo Bills 2016 Defensive and Special Teams Statistics (Per Gamebook Stats)**

**DEFENSIVE TACKLES**

PLAYER	Solo	Assist	TFL	TOTAL
Z. Brown	51	23	7	74
P. Brown	34	23	2	57
R. Darby	31	2	0	33
C. Graham	24	6	1	30
L. Alexander	24	5	7	29
K. Williams	18	9	4	27
J. Hughes	18	8	5	26
S. Gilmore	20	3	0	23
A. Williams	13	7	1	20
L. Douzable	10	8	3	18
R. Blanton	10	2	0	12
N. Robey-Coleman	10	1	1	11
C. Bryant	5	6	0	11
C. White	9	1	0	10
A. Washington	6	4	2	10
J. Worthy	3	4	1	7
L. McCray	3	3	0	6
K. Seymour	4	0	0	4
D. Williams	4	0	0	4
J. Meeks	0	3	0	3
B. Spikes	1	2	0	3
R. Humber	2	0	0	2
S. Lawson	1	0	0	1
<b>TOTAL</b>	<b>301</b>	<b>120</b>	<b>34</b>	<b>421</b>

**DEFENSIVE TOUCHDOWNS**

N. Robey-Coleman	2
A. Williams	1
<b>TOTAL</b>	<b>3</b>

**SAFETY**

<b>TOTAL</b>	<b>0</b>
--------------	----------

**INTERCEPTIONS**

S. Gilmore	2
N. Robey-Coleman	2
C. Graham	1
C. White	1
<b>TOTAL</b>	<b>6</b>

**DEFENSIVE FUMBLE RECOVERIES**

P. Brown	2
N. Robey-Coleman	1
A. Williams	1
C. Graham	1
<b>TOTAL</b>	<b>5</b>

**DEFENSIVE FORCED FUMBLES**

L. Alexander	3
Z. Brown	2
P. Brown	1
L. McCray	1
J. Hughes	1
<b>TOTAL</b>	<b>8</b>

**SPECIAL TEAMS TACKLES**

PLAYER	Solo	Assist	TOTAL
R. Blanton	7	0	7
R. Humber	5	1	6
L. Alexander	3	3	6
J. Meeks	5	0	5
N. Robey-Coleman	4	0	4
M. Gillislee	3	0	3
G. Sanborn	0	2	2
C. Anderson	2	0	2
C. Graham	2	0	2
K. Seymour	2	0	2
P. Brown	1	0	1
L. McCray	1	0	1
C. White	1	0	1
<b>TOTAL</b>	<b>36</b>	<b>6</b>	<b>42</b>

**PASSES DEFENSED**

R. Darby	7
S. Gilmore	7
C. Graham	6
A. Williams	5
N. Robey-Coleman	4
L. Alexander	2
J. Hughes	2
C. White	1
D. Williams	1
A. Washington	1
J. Meeks	1
<b>TOTAL</b>	<b>37</b>

**QUARTERBACK SACKS**

L. Alexander	9.0
J. Hughes	4.0
Z. Brown	2.0
A. Washington	2.0
L. Douzable	1.5
K. Williams	1.5
C. Graham	1.0
<b>TOTAL</b>	<b>21.0</b>

**SPECIAL TEAMS FORCED FUMBLES**

N. Robey-Coleman	1
J. Meeks	1
<b>TOTAL</b>	<b>2</b>

# 2016 SCORING DRIVES

## 9/11 at BAL

Drive	Time/Quarter	Result
12-75, 7:09	3:02/2	L. McCoy 1 yd. run (D.Carpenter kick)

## 9/15 vs NYJ

Drive	Time/Quarter	Result
3-82, 1:25	5:16/1	M.Goodwin 84 yd. pass from T.Taylor (D.Carpenter kick)
13-54, 3:48	0:05/2	D.Carpenter 39 yd. Field Goal
3-75, 0:51	14:09/3	G.Salas 71 yd. pass from T.Taylor (D.Carpenter kick)
10-75, 2:45	1:17/4	M.Gillislee 18 yd. pass from T.Taylor (D.Carpenter kick)

## 9/25 vs ARZ

Drive	Time/Quarter	Result
7-77, 3:51	3:29/1	D.Carpenter 19 yd. Field Goal
5-53, 1:30	0:55/1	L.McCoy 24 yd. run (D.Carpenter kick)
6-52, 2:51	10:25/2	L.McCoy 5 yd. run (D.Carpenter kick)
6-47, 2:49	10:31/3	T.Taylor 20 yd. run (kick failed, wr)
4-3, 1:42	4:48/4	D.Carpenter 45 yd. Field Goal

## 10/2 at NE

Drive	Time/Quarter	Result
12-65, 7:11	5:31/1	L.McCoy 7 yd. pass from T.Taylor (D.Carpenter kick)
10-52, 3:58	14:49/2	D.Carpenter 34 yd. Field Goal
12-71, 4:40	7:46/2	D.Carpenter 43 yd. Field Goal
11-44, 4:27	0:28/3	D.Carpenter 44 yd. Field Goal

## 10/9 at LA

Drive	Time/Quarter	Result
12-76, 7:09	2:22/1	J.Hunter 4 yd. pass from T.Taylor (D.Carpenter kick)
2-63, 1:01	13:59/2	M.Gillislee 5 yd. run (kick blocked)
10-70, 1:56	0:00/2	D.Carpenter 23 yd. Field Goal
3-25, 1:04	2:37/4	M.Goodwin 6 yd. pass from T.Taylor (D.Carpenter kick)

## 10/16 vs SF

Drive	Time/Quarter	Result
11-75, 5:29	0:14/1	L.McCoy 4 yd. run (D.Carpenter kick)
7-75, 3:38	10:18/2	L.McCoy 12 yd. run (D.Carpenter kick)
14-53, 5:33	0:21/2	D.Carpenter 40 yd. Field Goal
4-60, 1:55	2:34/3	J.Hunter 30 yd. pass from T.Taylor (D.Carpenter kick)
8-75, 3:55	10:53/4	L.McCoy 18 yd. run (D.Carpenter kick)
1-27, 0:11	10:32/4	R.Woods 5 yd. pass from T.Taylor (D.Carpenter kick)
7-73, 3:25	5:40/4	M.Gillislee 44 yd. run (D.Carpenter kick)

## 10/16 vs SF

Drive	Time/Quarter	Result
6-20, 1:59	0:49/1	D.Carpenter 29 yd. Field Goal
7-40, 2:50	11:47/2	T.Taylor 10 yd. run (D.Carpenter kick)
1-67, 0:09	5:51/3	M.Goodwin 67 yd. pass from T.Taylor (D.Carpenter kick)
13-75, 2:10	0:14/4	R.Bush 1 yd. run (T.Taylor-R.Bush pass)

## 2016 GAME-BY-GAME TEAM OFFENSE

Date	Game	1ST DOWNS				3rd DOWNS			TOTAL OFFENSE			RUSHING				PASSING							----TDs----				PAT		PAT		PAT		PUNTING						
		TOT	R	P	Pn	Att	Cnv	PCT	Yds	Ply	Avg	Yds	Ply	Avg	Net	Sk	Lst	Gr	Att	Com	In	PTS	R	P	S/D	KICK	RUSH	PASS	FG	Saf	No -	Yds	Avg						
S 11	@ BAL	11	5	5	1	13	3	23.1%	160	48	3.3	65	24	2.7	95	2	16	111	22	15	0	7	1	0	0	1	0	0	0	0	0	0	0	0	0	0	7 -	313	44.7
S 15	v NYJ	16	6	9	1	10	3	30.0%	393	50	7.9	86	19	4.5	307	0	0	307	31	19	1	31	0	3	1	4	4	0	0	0	0	0	1	1	0	3 -	118	39.3	
S 25	v ARI	16	11	5	0	13	4	30.8%	296	61	4.9	208	32	6.5	88	4	31	119	25	14	1	33	3	0	1	3	4	0	0	0	0	2	2	0	5 -	178	35.6		
O 2	@ NE	24	7	15	2	15	7	46.7%	378	73	5.2	134	32	4.2	244	2	2	246	39	27	0	16	0	0	1	1	1	0	0	0	3	4	0	4 -	163	40.8			
O 9	@ LA	15	8	6	1	12	4	33.3%	305	52	5.9	193	27	7.1	112	2	12	124	23	12	0	30	1	2	1	3	4	0	0	0	0	1	1	0	6 -	276	46.0		
O 16	v SF	29	16	10	3	13	8	61.5%	492	74	6.6	313	44	7.1	179	3	0	179	27	16	0	45	4	2	0	6	6	0	0	0	0	1	1	0	3 -	152	50.7		
O 23	@ MIA	16	4	9	3	13	3	23.1%	267	54	4.9	67	22	3.0	200	4	21	221	28	14	0	25	2	1	0	2	2	0	0	1	1	1	1	0	7 -	316	45.1		
O 30	v NE																																						
N 7	@ SEA																																						
N 20	@ CIN																																						
N 27	v JAX																																						
D 4	@ OAK																																						
D 11	v PIT																																						
D 18	v CLE																																						
D 24	v MIA																																						
J 1	@ NYJ																																						
<b>2016 TOTALS</b>		<b>127</b>	<b>57</b>	<b>59</b>	<b>11</b>	<b>89</b>	<b>32</b>	<b>36.0%</b>	<b>2291</b>	<b>412</b>	<b>5.6</b>	<b>1066</b>	<b>200</b>	<b>5.3</b>	<b>1225</b>	<b>17</b>	<b>82</b>	<b>1307</b>	<b>195</b>	<b>117</b>	<b>2</b>	<b>187</b>	<b>11</b>	<b>8</b>	<b>4</b>	<b>20</b>	<b>22</b>	<b>0</b>	<b>0</b>	<b>1</b>	<b>1</b>	<b>9</b>	<b>11</b>	<b>0</b>	<b>35</b>	<b>1516</b>	<b>43.3</b>		
AVG. PER GAME		18.1	8.1	8.4	1.6				327.3	58.9		152.3	28.6		175.0	2.4	11.7	186.7	27.9	16.7	0.3	26.7													5.0	216.6			

Date	Game	PUNT RET.		KO RET.		FUM		PEN		Poss. Time
		No -	Yds	No -	Yds	No -	Lst	No -	Yds	
S 11	@ BAL	1 -	21	1 -	13	0 -	0	8 -	89	27:07
S 15	v NYJ	1 -	8	5 -	125	1 -	0	6 -	59	20:48
S 25	v ARI	2 -	39	3 -	38	3 -	0	9 -	75	26:00
O 2	@ NE	3 -	18	0 -	0	0 -	0	6 -	60	36:11
O 9	@ LA	2 -	-2	4 -	90	1 -	0	7 -	60	24:26
O 16	v SF	2 -	16	0 -	0	3 -	2	7 -	71	35:11
O 23	@ MIA	1 -	30	3 -	63	0 -	0	6 -	45	22:58
O 30	v NE									
N 7	@ SEA									
N 20	@ CIN									
N 27	v JAX									
D 4	@ OAK									
D 11	v PIT									
D 18	v CLE									
D 24	v MIA									
J 1	@ NYJ									
<b>2016 TOTALS</b>		<b>12</b>	<b>130</b>	<b>16</b>	<b>329</b>	<b>8</b>	<b>2</b>	<b>49</b>	<b>459</b>	<b>27:32</b>
AVG. PER GAME			18.6		47.0			7.0	65.6	



# 2016 GAME-BY-GAME RUSHING

Shaded rows indicates games started

Date	Game	25 LeSEAN McCOY					5 TYROD TAYLOR					35 MIKE GILLISLEE					31 JONATHAN WILLIAMS					
		Att	Yds	Avg	LG	TD	Att	Yds	Avg	LG	TD	Att	Yds	Avg	LG	TD	Att	Yds	Avg	LG	TD	
S 11	@ BAL	16	58	3.6	16	1	5	11	2.2	6	0											
S 15	v NYJ	15	59	3.9	24	0	2	25	12.5	15	0											
S 25	v ARI	17	110	6.5	24	2	9	76	8.4	49	1	3	20	6.7	8	0	3	2	0.7	1	0	
O 2	@ NE	19	70	3.7	9	0	5	28	5.6	14	0	6	30	5.0	16	0						
O 9	@ LA	18	150	8.3	53	0	5	28	5.6	22	0	2	6	3.0	5	1						
O 16	v SF	19	140	7.4	38	3	8	68	8.5	21	0	6	61	10.2	44	1	5	21	4.2	7	0	
O 23	@ MIA	8	11	1.4	4	0	7	35	5.0	10	1	5	20	4.0	20	0						
O 30	v NE																					
N 7	@ SEA																					
N 20	@ CIN																					
N 27	v JAX																					
D 4	@ OAK																					
D 11	v PIT																					
D 18	v CLE																					
D 24	v MIA																					
J 1	@ NYJ																					
2016 TOTALS		112	598	5.3	53	6	41	271	6.6	49	2	22	137	6.2	44	2	8	23	2.9	7	0	

NFL CAREER	1776	8285	4.7	66	53	172	975	5.7	49	7	75	425	5.7	60	5	8	23	2.9	7	0
w/BUFFALO	315	1493	4.7	53	9	145	839	5.8	49	6	69	404	5.9	60	5	8	23	2.9	7	0

Date	Game	3 EJ MANUEL					42 JEROME FELTON					10 ROBERT WOODS					22 REGGIE BUSH									
		Att	Yds	Avg	LG	TD	Att	Yds	Avg	LG	TD	Att	Yds	Avg	LG	TD	Att	Yds	Avg	LG	TD					
S 11	@ BAL	--- DID NOT PLAY ---					--- NOT WITH TEAM ---										3									
S 15	v NYJ	2	2	1.0	2	0											-4									
S 25	v ARI	--- DID NOT PLAY ---															---									
O 2	@ NE	--- DID NOT PLAY ---					1	2	2.0	2	0						---									
O 9	@ LA	--- DID NOT PLAY ---					1	6	6.0	6	1						---									
O 16	v SF	3	11	3.7	8	0						1	6	6.0	6	0						3				
O 23	@ MIA																---									
O 30	v NE						1	0	0.0	0	0						---									
N 7	@ SEA																									
N 20	@ CIN																									
N 27	v JAX																									
D 4	@ OAK																									
D 11	v PIT																									
D 18	v CLE																									
D 24	v MIA																									
J 1	@ NYJ																									
2016 TOTALS		5	13	2.6	8	0	3	8	2.7	6	1	1	6	6.0	6	0	7	6	0.9	5	1					

NFL CAREER	91	315	3.5	19	4	50	173	3.5	21	1	4	22	5.5	13	0	1281	5499	4.3	76	36
w/BUFFALO	91	315	3.5	19	4	4	10	2.5	6	1	7	22	3.1	13	0	7	6	0.9	5	1

Date	Game	15 BRANDON TATE				
		Att	Yds	Avg	LG	TD
S 11	@ BAL	---				
S 15	v NYJ	---				
S 25	v ARI	---				
O 2	@ NE	1	4	4.0	4	0
O 9	@ LA	---				
O 16	v SF	---				
O 23	@ MIA	---				
O 30	v NE	---				
N 7	@ SEA	---				
N 20	@ CIN	---				
N 27	v JAX	---				
D 4	@ OAK	---				
D 11	v PIT	---				
D 18	v CLE	---				
D 24	v MIA	---				
J 1	@ NYJ	---				
2016 TOTALS		1	4	4.0	4	0

NFL CAREER	11	98	8.9	22	0
w/BUFFALO	1	4	4.0	4	0

# 2016 GAME-BY-GAME PASSING

		5 TYROD TAYLOR										
Date	Game	GP	GS	Att	Com	Pct.	Yds	LG	TD	INT	Sck / Yds	Rate
S 11	@ BAL	❖	❖	22	15	68.2	111	33	0	0	2 - 16	79.9
S 15	v NYJ	❖	❖	30	18	60.0	297	84 t	3	1	0 - 0	112.8
S 25	v ARI	❖	❖	25	14	56.0	119	28	0	1	4 - 31	51.9
O 2	@ NE	❖	❖	39	27	69.2	246	23	1	0	2 - 2	94.6
O 9	@ LA	❖	❖	23	12	52.2	124	29	2	0	2 - 12	97.0
O 16	v SF	❖	❖	25	16	64.0	179	30 t	2	0	3 - 0	111.9
O 23	@ MIA	❖	❖	28	14	50.0	221	67 t	1	0	4 - 21	88.5
O 30	v NE											
N 7	@ SEA											
N 20	@ CIN											
N 27	v JAX											
D 4	@ OAK											
D 11	v PIT											
D 18	v CLE											
D 24	v MIA											
J 1	@ NYJ											
2016 TOTALS		7	7	192	116	60.4	1297	84 t	9	2	17 - 82	91.9
NFL CAREER		35	21	607	377	62.1	4531	84 t	29	10	58 - 327	94.0
w/BUFFALO		21	21	572	358	62.6	4332	84 t	29	8	53 - 294	96.9

		3 EJ MANUEL										
Date	Game	GP	GS	Att	Com	Pct.	Yds	LG	TD	INT	Sck / Yds	Rate
S 11	@ BAL											
S 15	v NYJ	❖		1	1	100.0	10	10	0	0	0 - 0	108.3
S 25	v ARI											
O 2	@ NE											
O 9	@ LA											
O 16	v SF	❖		2	0	0.0	0	0	0	0	0 - 0	39.6
O 23	@ MIA	❖										
O 30	v NE											
N 7	@ SEA											
N 20	@ CIN											
N 27	v JAX											
D 4	@ OAK											
D 11	v PIT											
D 18	v CLE											
D 24	v MIA											
J 1	@ NYJ											
2016 TOTALS		3	0	3	1	33.3	10	10	0	0	0 - 0	43.8
NFL CAREER		25	16	524	309	59.0	3381	80 t	19	15	40 - 248	78.3
w/BUFFALO		25	16	524	309	59.0	3381	80 t	19	15	40 - 248	78.3

		7 CARDALE JONES										
Date	Game	GP	GS	Att	Com	Pct.	Yds	LG	TD	INT	Sck / Yds	Rate
S 11	@ BAL											
S 15	v NYJ											
S 25	v ARI											
O 2	@ NE											
O 9	@ LA											
O 16	v SF											
O 23	@ MIA											
O 30	v NE											
N 7	@ SEA											
N 20	@ CIN											
N 27	v JAX											
D 4	@ OAK											
D 11	v PIT											
D 18	v CLE											
D 24	v MIA											
J 1	@ NYJ											
2016 TOTALS		0	0	0	0	---	0	0	0	0	0 - 0	---
NFL CAREER		29	5	177	96	54.2	1042	42	5	10	17 - 99	57.7
w/BUFFALO		0	0	0	0	---	0	0	0	0	0 - 0	---





# 2016 GAME-BY-GAME RECEIVING

Shaded rows indicates games started

Date	Game	10 ROBERT WOODS					85 CHARLES CLAY					25 LeSEAN McCOY					88 MARQUISE GOODWIN						
		Rec	Yds	Avg	LG	TD	Rec	Yds	Avg	LG	TD	Rec	Yds	Avg	LG	TD	Rec	Yds	Avg	LG	TD		
S 11	@ BAL	4	20	5.0	9	0	2	40	20.0	33	0	4	12	3.0	5	0	--- INACTIVE ---						
S 15	v NYJ	1	10	10.0	10	0	5	27	5.4	11	0	4	31	7.8	10	0	2	112	56.0	84	t	1	
S 25	v ARI	6	51	8.5	24	0	---					3	6	2.0	3	0	1	6	6.0	6	0	0	
O 2	@ NE	7	89	12.7	23	0	5	47	9.4	15	0	6	38	6.3	13	1	1	12	12.0	12	0	0	
O 9	@ LA	2	26	13.0	17	0	5	73	14.6	29	0	2	8	4.0	5	0	2	13	6.5	7	1	1	
O 16	v SF	5	44	8.8	18	1	5	52	10.4	20	0	1	2	2.0	2	0	2	22	11.0	16	0	0	
O 23	@ MIA	--- INACTIVE ---					2	29	14.5	18	0	---					4	93	23.3	67	t	1	
O 30	v NE																						
N 7	@ SEA																						
N 20	@ CIN																						
N 27	v JAX																						
D 4	@ OAK																						
D 11	v PIT																						
D 18	v CLE																						
D 24	v MIA																						
J 1	@ NYJ																						
2016 TOTALS		25	240	9.6	24	1	24	268	11.2	33	0	20	97	4.9	13	1	12	258	21.5	84	t	3	
NFL CAREER		177	2078	11.7	57	12	236	2605	11.0	67	17	352	2671	7.6	70	13	32	607	19.0	84	t	6	
w/BUFFALO		177	2078	11.7	57	12	75	796	10.6	40	t	3	52	389	7.5	22	3	32	607	19.0	84	t	6

Date	Game	19 WALTER POWELL					84 NICK O'LEARY					14 SAMMY WATKINS					11 GREG SALAS									
		Att	Yds	Avg	LG	TD	Rec	Yds	Avg	LG	TD	Rec	Yds	Avg	LG	TD	Rec	Yds	Avg	LG	TD					
S 11	@ BAL	--- INACTIVE ---					---					4	43	10.8	19	0	---									
S 15	v NYJ	---					---					2	20	10.0	11	0	4	89	22.3	71	t	1				
S 25	v ARI	3	28	9.3	14	0	1	28	28.0	28	0	--- INACTIVE ---					--- INACTIVE ---									
O 2	@ NE	4	22	5.5	11	0	2	20	10.0	17	0	--- INJURED RESERVE ---					--- INACTIVE ---									
O 9	@ LA	---					---					---					--- INJURED RESERVE ---									
O 16	v SF	---					---					2	29	14.5	23	0	--- INJURED RESERVE ---					--- INJURED RESERVE ---				
O 23	@ MIA	2	23	11.5	13	0	1	7	7.0	7	0	--- INJURED RESERVE ---					--- INJURED RESERVE ---									
O 30	v NE																									
N 7	@ SEA																									
N 20	@ CIN																									
N 27	v JAX																									
D 4	@ OAK																									
D 11	v PIT																									
D 18	v CLE																									
D 24	v MIA																									
J 1	@ NYJ																									
2016 TOTALS		9	73	8.1	14	0	6	84	14.0	28	0	6	63	10.5	19	0	4	89	22.3	71	t	1				
NFL CAREER		9	73	8.1	14	0	7	121	17.3	37	0	131	2092	16.0	84	15	50	704	14.1	71	t	1				
w/BUFFALO		9	73	8.1	14	0	7	121	17.3	37	0	131	2092	16.0	84	15	7	130	18.6	71	t	1				

Date	Game	17 JUSTIN HUNTER					35 MIKE GILLISLEE					15 BRANDON TATE					22 REGGIE BUSH						
		Rec	Yds	Avg	LG	TD	Rec	Yds	Avg	LG	TD	Rec	Yds	Avg	LG	TD	Rec	Yds	Avg	LG	TD		
S 11	@ BAL	--- WITH MIAMI ---					1	-4	-4.0	-4	0	---					---						
S 15	v NYJ	--- WITH MIAMI ---					1	18	18.0	18	t	1	---					---					
S 25	v ARI	--- WITH MIAMI ---					---					---					--- DID NOT PLAY ---						
O 2	@ NE	--- INACTIVE ---					1	13	13.0	13	0	---					--- INACTIVE ---						
O 9	@ LA	1	4	4.0	4	t	1	13	13.0	13	0	---					---						
O 16	v SF	1	30	30.0	30	t	1	13	13.0	13	0	---					---						
O 23	@ MIA	2	25	12.5	15	0	---					---					---						
O 30	v NE																						
N 7	@ SEA																						
N 20	@ CIN																						
N 27	v JAX																						
D 4	@ OAK																						
D 11	v PIT																						
D 18	v CLE																						
D 24	v MIA																						
J 1	@ NYJ																						
2016 TOTALS		4	59	14.8	30	t	3	27	9.0	18	t	2	31	15.5	25	0	1	13	13.0	13	0		
NFL CAREER		72	1175	16.3	75	t	9	56	6.2	18	t	1	59	932	15.8	65	t	471	3521	7.5	77	t	18
w/BUFFALO		4	59	14.8	30	t	9	56	6.2	18	t	1	2	31	15.5	25	0	1	13	13.0	13	0	

## 2016 GAME-BY-GAME RECEIVING (cont.)

		42 JEROME FELTON				
Date	Game	Rec	Yds	Avg	LG	TD
S 11	@ BAL	--- NOT WITH TEAM ---				
S 15	v NYJ	---				
S 25	v ARI	---				
O 2	@ NE	1	2	2.0	2	0
O 9	@ LA	---				
O 16	v SF	---				
O 23	@ MIA	---				
O 30	v NE	---				
N 7	@ SEA	---				
N 20	@ CIN	---				
N 27	v JAX	---				
D 4	@ OAK	---				
D 11	v PIT	---				
D 18	v CLE	---				
D 24	v MIA	---				
J 1	@ NYJ	---				
2016 TOTALS		1	2	2.0	2	0
NFL CAREER		45	366	8.1	27	0
w/BUFFALO		2	14	7.0	12	0

# 2016 GAME-BY-GAME PUNTING

		6 COLTON SCHMIDT																
Date	Game	No	Gross		Net		Ret		In 20	LG	Blk	Punt Sequence						
			Yds	Avg	Avg.	TB	Yds	Outcome/Return										
S 11	@ BAL	7	313	44.7	41.7	1	1	3	50	0	50	39	49	46	49	37	43	
											8	ob	ob	fc	tb	ob	-7	
S 15	v NYJ	3	118	39.3	39.3	0	0	1	45	0	33	40	45					
											d	ob	fc					
S 25	v ARI	5	178	35.6	33.2	0	12	1	45	0	45	39	26	43	25			
											12	fc	ob	d	fc			
O 2	@ NE	4	163	40.8	39.8	0	4	0	48	0	43	48	35	37				
											5	-l	0	0				
O 9	@ LA	6	276	46.0	45.7	0	2	4	58	0	45	52	58	39	32	50		
											ob	5	ob	-3	d	ob		
O 16	v SF	3	152	50.7	40.0	1	12	1	54	0	54	49	49					
											12	ob	tb					
O 23	@ MIA	7	316	45.1	41.1	0	28	2	57	0	45	27	47	43	43	57	54	
											0	ob	8	3	d	8	9	
O 30	v NE																	
N 7	@ SEA																	
N 20	@ CIN																	
N 27	v JAX																	
D 4	@ OAK																	
D 11	v PIT																	
D 18	v CLE																	
D 24	v MIA																	
J 1	@ NYJ																	
2015 TOTALS		35	1516	43.3	40.5	2	59	12	58	0								
NFL CAREER		203	9005	44.4	40.0	11	658	65	67	0								
w/BUFFALO		203	9005	44.4	40.0	11	658	65	67	0								



# 2016 GAME-BY-GAME PUNT RETURNS

Date	Game	15 BRANDON TATE						22 REGGIE BUSH						
		No	Yds	Avg	LG	FC	TD	No	Yds	Avg	LG	FC	TD	
S 11	@ BAL	1	21	21.0	21	0	0							1
S 15	v NYJ	1	8	8.0	8	1	0							
S 25	v ARI	2	39	19.5	31	0	0	--- DID NOT PLAY ---						
O 2	@ NE	3	18	6.0	18	2	0	--- INACTIVE ---						
O 9	@ LA	2	-2	-1.0	0	0	0							
O 16	v SF	2	16	8.0	13	1	0							
O 23	@ MIA	1	30	30.0	30	2	0							
O 30	v NE													
N 7	@ SEA													
N 20	@ CIN													
N 27	v JAX													
D 4	@ OAK													
D 11	v PIT													
D 18	v CLE													
D 24	v MIA													
J 1	@ NYJ													
2016 TOTALS		12	130	10.8	31	6	0	0	0	---	0	1	0	
NFL CAREER		166	1545	9.3	56	75	1	100	781	7.8	71	18	4	
w/BUFFALO		12	130	10.8	31	6	0	0	0	---	0	1	0	

# 2016 GAME-BY-GAME KICKOFF RETURNS

Date	Game	15 BRANDON TATE					42 JEROME FELTON					22 REGGIE BUSH					84 NICK O'LEARY				
		No	Yds	Avg	LG	TD	No	Yds	Avg	LG	TD	No	Yds	Avg	LG	TD	No	Yds	Avg	LG	TD
S 11	@ BAL			---					---					---			1	13	13.0	13	0
S 15	v NYJ	5	125	25.0	45	0			---					---					---		
S 25	v ARI	1	20	20.0	20	0	2	18	9.0	11	0			---					---		
O 2	@ NE			---					---					---					---		
O 9	@ LA	4	90	22.5	27	0			---					---					---		
O 16	v SF			---					---					---					---		
O 23	@ MIA	2	41	20.5	25	0			---			1	22	22.0	22	0			---		
O 30	v NE																				
N 7	@ SEA																				
N 20	@ CIN																				
N 27	v JAX																				
D 4	@ OAK																				
D 11	v PIT																				
D 18	v CLE																				
D 24	v MIA																				
J 1	@ NYJ																				
<b>2016 TOTALS</b>		12	276	23.0	45	0	2	18	9.0	11	0	1	22	22.0	22	0	1	13	13.0	13	0
<b>NFL CAREER</b>		202	4956	24.5	103	2	12	156	13.0	37	0	2	54	27.0	32	0	1	13	13.0	13	0
<b>w/BUFFALO</b>		12	276	23.0	45	0	3	23	7.7	11	0	1	22	22.0	22	0	1	13	13.0	13	0

# 2016 GAME-BY-GAME DEFENSIVE STATS (DEFENSIVE BACKS)

Shaded rows indicates games started

		20 COREY GRAHAM										21 NICKELL ROBEY-COLEMAN										23 AARON WILLIAMS												
Date	Game	TT	UT	AT	Sacks	Yds	Int	Yds	TD	FF	FR	TT	UT	AT	Sacks	Yds	Int	Yds	TD	FF	FR	TT	UT	AT	Sacks	Yds	Int	Yds	TD	FF	FR			
S 11	@ BAL	1	1	0								0	0	0									3	3	0									
S 15	v NYJ	4	3	1								5	5	0								1	6	3	3									
S 25	v ARI	4	4	0	1.0	9.0	1	0	0			1	1	0								0	0	0								1		
O 2	@ NE	2	1	1								2	2	0								2	2	0										
O 9	@ LA	3	3	0								1	0	1			2	44	1				2	1	1									
O 16	v SF	8	5	3								1	1	0								3	2	1										
O 23	@ MIA	8	7	1								1	1	0								4	2	2										
O 30	v NE																																	
N 7	@ SEA																																	
N 20	@ CIN																																	
N 27	v JAX																																	
D 4	@ OAK																																	
D 11	v PIT																																	
D 18	v CLE																																	
D 24	v MIA																																	
J 1	@ NYJ																																	
2016 TOTALS		30	24	6	1.0	9.0	1	0	0	0	1	11	10	1	0.0	0.0	2	44	1	0	1	20	13	7	0.0	0.0	0	0	0	0	0	1		
		(LG: 0)										(LG: 41t)										(LG: 34)												
NFL CAREER		456	351	105	3.0	10.0	15	200	1	2	4	138	114	24	5.0	25.0	3	63	2	1	3	255	184	71	0.0	0.0	7	95	0	2	1			
		(LG: 45)										(LG: 41t)										(LG: 34)												
w/BUFFALO		229	174	55	2.0	10.0	5	135	1	0	3	138	114	24	5.0	25.0	3	63	2	1	3	255	184	71	0.0	0.0	7	95	0	2	1			
		(LG: 45)										(LG: 41t)										(LG: 34)												
		24 STEPHON GILMORE										26 ROBERT BLANTON										27 DUKE WILLIAMS												
Date	Game	TT	UT	AT	Sacks	Yds	Int	Yds	TD	FF	FR	TT	UT	AT	Sacks	Yds	Int	Yds	TD	FF	FR	TT	UT	AT	Sacks	Yds	Int	Yds	TD	FF	FR			
S 11	@ BAL	5	3	2								0	0	0								1	1	0										
S 15	v NYJ	6	6	0								0	0	0								2	2	0										
S 25	v ARI	3	2	1			2	48	0			3	3	0								1	1	0										
O 2	@ NE	1	1	0								1	1	0								0	0	0										
O 9	@ LA	4	4	0								4	2	2								0	0	0										
O 16	v SF	3	3	0								0	0	0								0	0	0										
O 23	@ MIA	1	1	0								4	4	0								0	0	0										
O 30	v NE																																	
N 7	@ SEA																																	
N 20	@ CIN																																	
N 27	v JAX																																	
D 4	@ OAK																																	
D 11	v PIT																																	
D 18	v CLE																																	
D 24	v MIA																																	
J 1	@ NYJ																																	
2016 TOTALS		23	20	3	0.0	0.0	2	48	0	0	0	12	10	2	0.0	0.0	0	0	0	0	0	4	4	0	0.0	0.0	0	0	0	0	0	0	0	
		(LG: 34)										(LG: 1)										(LG: 34)												
NFL CAREER		201	176	25	0.0	0.0	11	165	0	4	0	200	137	63	0.0	0.0	1	1	0	0	1	126	94	32	1.0	2.0	2	68	0	2	4			
		(LG: 34)										(LG: 1)										(LG: 34)												
w/BUFFALO		201	176	25	0.0	0.0	11	165	0	4	0	12	10	2	0.0	0.0	0	0	0	0	0	126	94	32	1.0	2.0	2	68	0	2	4			
		(LG: 34)										(LG: 1)										(LG: 34)												
		28 RONALD DARBY										29 KEVON SEYMOUR										30 COREY WHITE												
Date	Game	TT	UT	AT	Sacks	Yds	Int	Yds	TD	FF	FR	TT	UT	AT	Sacks	Yds	Int	Yds	TD	FF	FR	TT	UT	AT	Sacks	Yds	Int	Yds	TD	FF	FR			
S 11	@ BAL	7	7	0																		0	0	0										
S 15	v NYJ	6	5	1								1	1	0								0	0	0										
S 25	v ARI	--- INACTIVE ---										--- INACTIVE ---										--- INACTIVE ---												
O 2	@ NE	3	2	1								2	2	0								9	8	1			1	0	0					
O 9	@ LA	6	6	0								1	1	0								0	0	0										
O 16	v SF	3	3	0								0	0	0								0	0	0										
O 23	@ MIA	8	8	0								0	0	0								1	1	0										
O 30	v NE																																	
N 7	@ SEA																																	
N 20	@ CIN																																	
N 27	v JAX																																	
D 4	@ OAK																																	
D 11	v PIT																																	
D 18	v CLE																																	
D 24	v MIA																																	
J 1	@ NYJ																																	
2016 TOTALS		33	31	2	0.0	0.0	0	0	0	0	0	4	4	0	0.0	0.0	0	0	0	0	0	10	9	1	0.0	0.0	1	0	0	0	0	0		
		(LG: 27)										(LG: 0)										(LG: 43)												
NFL CAREER		101																																

# 2016 GAME-BY-GAME DEFENSIVE STATS (DEF. BACKS cont.)

Shaded rows indicates games started

Date	Game	33 COLT ANDERSON										36 JONATHAN MEEKS											
		TT	UT	AT	Sacks	Yds	Int	Yds	TD	FF	FR	TT	UT	AT	Sacks	Yds	Int	Yds	TD	FF	FR		
S 11	@ BAL	--- INACTIVE ---										2	0	2									
S 15	v NYJ	--- INACTIVE ---										0	0	0									
S 25	v ARI	--- INACTIVE ---										1	0	1									
O 2	@ NE	0	0	0							0	0	0										
O 9	@ LA	0	0	0							0	0	0										
O 16	v SF	--- INJURED RESERVE ---										0	0	0									
O 23	@ MIA	--- INJURED RESERVE ---										0	0	0									
O 30	v NE																						
N 7	@ SEA																						
N 20	@ CIN																						
N 27	v JAX																						
D 4	@ OAK																						
D 11	v PIT																						
D 18	v CLE																						
D 24	v MIA																						
J 1	@ NYJ																						
2016 TOTALS		0	0	0	0.0	0.0	0	0	0	0	0	0	3	0	3	0.0	0.0	0	0	0	0		
NFL CAREER		48	38	10	0.0	0.0	1	4	0	0	0	3	0	3	0.0	0.0	0	0	0	0	0		
		(LG: 4)										3	0	3	0.0	0.0	0	0	0	0	0	0	
w/BUFFALO		0	0	0	0.0	0.0	0	0	0	0	0	3	0	3	0.0	0.0	0	0	0	0	0		





# 2016 GAME-BY-GAME DEFENSIVE STATS (DEFENSIVE LINE)

Shaded rows indicates games started

		55 JERRY HUGHES								91 LEGER DOUZABLE								92 ADOLPHUS WASHINGTON													
Date	Game	TT	UT	AT	Sacks	Yds	Int	Yds	TD	FF	FR	TT	UT	AT	Sacks	Yds	Int	Yds	TD	FF	FR	TT	UT	AT	Sacks	Yds	Int	Yds	TD	FF	FR
S 11	@ BAL	6	5	1	2.0	18.0						2	1	1	1.5	10.5						0	0	0							
S 15	v NYJ	5	3	2								4	1	3								3	1	2							
S 25	v ARI	2	2	0	1.0	6.0						1	1	0								3	1	2							
O 2	@ NE	3	2	1	1.0	14.0						2	0	2								0	0	0							
O 9	@ LA	4	2	2							1	1	1	0								3	3	0	1.0	9.0					
O 16	v SF	4	3	1								4	3	1								1	1	0	1.0	7.0					
O 23	@ MIA	2	1	1								4	3	1								0	0	0							
O 30	v NE																														
N 7	@ SEA																														
N 20	@ CIN																														
N 27	v JAX																														
D 4	@ OAK																														
D 11	v PIT																														
D 18	v CLE																														
D 24	v MIA																														
J 1	@ NYJ																														
2016 TOTALS		26	18	8	4.0	38.0	0	0	0	1	0	18	10	8	1.5	10.5	0	0	0	0	0	10	6	4	2.0	16.0	0	0	0	0	0
NFL CAREER		223	154	69	34.0	253.5	0	0	0	8	2	134	77	57	6.5	43.0	0	0	0	0	0	10	6	4	2.0	16.0	0	0	0	0	0
w/BUFFALO		174	121	53	29.0	230.5	0	0	0	8	2	18	10	8	1.5	10.5	0	0	0	0	0	10	6	4	2.0	16.0	0	0	0	0	0

		94 JEREL WORTHY								95 KYLE WILLIAMS								97 CORBIN BRYANT													
Date	Game	TT	UT	AT	Sacks	Yds	Int	Yds	TD	FF	FR	TT	UT	AT	Sacks	Yds	Int	Yds	TD	FF	FR	TT	UT	AT	Sacks	Yds	Int	Yds	TD	FF	FR
S 11	@ BAL	2	0	2								4	3	1								3	1	2							
S 15	v NYJ	1	0	1								5	4	1								1	1	0							
S 25	v ARI	1	0	1								4	2	2	1.5	7.5						2	1	1							
O 2	@ NE	0	0	0								3	0	3								2	0	2							
O 9	@ LA	2	2	0								4	3	1								1	1	0							
O 16	v SF	1	1	0								3	2	1								1	1	0							
O 23	@ MIA	0	0	0								4	4	0								1	0	1							
O 30	v NE																														
N 7	@ SEA																														
N 20	@ CIN																														
N 27	v JAX																														
D 4	@ OAK																														
D 11	v PIT																														
D 18	v CLE																														
D 24	v MIA																														
J 1	@ NYJ																														
2016 TOTALS		7	3	4	0.0	0.0	0	0	0	0	0	27	18	9	1.5	7.5	0	0	0	0	0	11	5	6	0.0	0.0	0	0	0	0	0
NFL CAREER		22	14	8	2.5	18.5	0	0	0	1	0	587	359	228	37.0	229.0	1	2	0	3	4	84	43	41	2.5	13.0	0	0	0	1	0
w/BUFFALO		7	3	4	0.0	0.0	0	0	0	0	0	587	359	228	37.0	229.0	1	2	0	3	4	84	43	41	2.5	13.0	0	0	0	1	0

		99 MARCELL DAREUS									
Date	Game	TT	UT	AT	Sacks	Yds	Int	Yds	TD	FF	FR
S 11	@ BAL										
S 15	v NYJ										
S 25	v ARI										
O 2	@ NE										
O 9	@ LA										
O 16	v SF										
O 23	@ MIA										
O 30	v NE										
N 7	@ SEA										
N 20	@ CIN										
N 27	v JAX										
D 4	@ OAK										
D 11	v PIT										
D 18	v CLE										
D 24	v MIA										
J 1	@ NYJ										
2016 TOTALS		0	0	0	0.0	0.0	0	0	0	0	0
NFL CAREER		252	178	75	30.5	186.5	0	0	0	2	2
w/BUFFALO		252	178	75	30.5	186.5	0	0	0	2	2

# 2016 BIG PLAYS

## BILLS BIG PLAYS

◀ or ◀◀ Indicates plays on same drive

Date	Game	BILLS 10+ YARD RUSHES			BILLS 20+ YARD PASSES				
		Gain, Player	Qtr.	Drive Result	Gain, Player	Qtr.	Drive Result		
S 11	@ BAL	16, McCoy	2	◀	TD-R	33, Taylor-Clay	2	◀	TD-R
		13, McCoy	2	◀	TD-R				
S 15	v NYJ	15, Taylor	2	◀	Punt	84t, Taylor-Goodwin	1		TD-P
		10, McCoy	2	◀	Punt	71t, Taylor-Salas	3		TD-P
		24, McCoy	4		Downs	28, Taylor-Woods (10)/Goodwin (18)	4		Game
		10, Taylor	4		TD-R				
S 25	v ARI	49, Taylor	1	◀	FG	24, Taylor-Woods	1	◀◀	TD-R
		17, McCoy	1	◀	FG	28, Taylor-O'Leary	4		Punt
		24t, McCoy	1	◀◀	TD-R				
		18, McCoy	2	◀	TD-R				
		10, Taylor	2	◀	TD-R				
		20t, Taylor	3		TD-R				
O 2	@ NE	16, Gillislee	1		TD-R	22, Taylor-Woods	2		Punt
		14, Taylor	1		FG	23, Taylor-Woods	3		FGA
		11, Gillislee	2		FG				
O 9	@ LA	15, McCoy	1	◀	TD-P	29, Taylor-Clay	1	◀	TD-P
		22, Taylor	1	◀	TD-P				
		53, McCoy	2		TD-R				
		17, McCoy	2		FG				
		13, McCoy	3		Punt				
		24, McCoy	4		TD-P				
O 16	v SF	16, McCoy	1		Fumble	20, Taylor-Clay	1		TD-R
		38, McCoy	2	◀	TD-R	23, Taylor-O'Leary	3	◀	TD-P
		12t, McCoy	2	◀	TD-R	30t, Taylor-Hunter	3	◀	TD-P
		22, McCoy	2	◀◀	FG				
		10, Taylor	2	◀◀	FG				
		18, Taylor	2	◀◀	FG				
		12, McCoy	3	◀	TD-P				
		21, Taylor	4	◀◀	TD-R				
		18t, McCoy	4	◀◀	TD-R				
		44t, Gillislee	4	◀◀	TD-R				
O 23	@ MIA	10t, Taylor	2		TD-R	67t, Taylor-Goodwin	3		TD-P
		20, Gillislee	3		Punt	25, Taylor-Tate	4		TD-R
		<b>33</b> 10+ yard rushes			<b>14</b> 20+ yard passes				

(continued on next page)

# 2016 BIG PLAYS (cont.)

## OPPONENTS BIG PLAYS

◀ or ◀◀ or ◀◀◀ Indicates plays on same drive

Date	Game	OPPONENTS 10+ YARD RUSHES			OPPONENTS 20+ YARD PASSES						
		Gain, Player	Qtr.	Drive Result	Gain, Player	Qtr.	Drive Result				
S 11	@ BAL	10, West	2	◀	TD-P	35, Flacco-Perriman	1		FG		
		11, Wallace	4		Game	66t, Flacco-Wallace	2	◀	TD-P		
S 15	v NYJ	10, Fitzpatrick	1	◀	FG	27, Flacco-Pitta	4		FG		
		10, Forte	3	◀◀◀	TD-R	34, Fitzpatrick-Enunwa	1	◀	FG		
		11, Forte	3	◀◀◀	TD-R	24, Fitzpatrick-Decker	1		FG		
		12t, Forte	4	◀◀	TD-R	37, Fitzpatrick-Marshall	2		TD-R		
S 25	v ARI	11, D.Johnson	2		TD-R	21, Fitzpatrick-Enunwa	2	◀◀	TD-P		
		13, D.Johnson	3		Fumble	21, Fitzpatrick-Marshall	2	◀◀	TD-P		
		22t, D.Johnson	3		TD-R	27, Fitzpatrick-Marshall	4	◀	FG		
O 2	@ NE	11, Blount	3		FGA	35, Fitzpatrick-Decker	4	◀	FG		
		10, Brissett	3		Punt	27, Fitzpatrick-Decker	4	◀◀	TD-R		
		16, Blount	4		Downs	23, Palmer-Ja.,Brown	4		INT		
O 9	@ LA	11, Gurley	2		TD-R	25, Palmer-Floyd	4		INT		
		16, Gurley	3		FG	58, Brissett-Bennett	2		Fumble		
O 16	v SF	11, Hyde	2	◀	TD-P	24, Keenum-Gurley	1		FG		
		11, Kaepernick	2	◀◀	FG	28, Keenum-Britt	1		Fumble		
		15, Hyde	2	◀◀	FG	31, Keenum-Austin	2		FG		
		10, Kaepernick	3		Punt	21, Keenum-Kendricks	3		INT		
		29, Kaepernick	3		Downs	31, Keenum-Quick	4	◀	FG		
O 23	@ MIA	10, Ajayi	1	◀	FG	26, Keenum-M.Brown	4	◀	FG		
		11, Ajayi	1	◀	FG	53t, Kaepernick-T.Smith	2		TD-P		
		12, Ajayi	1	◀	FG	26, Tannehill-Landry	1		Punt		
		11, Ajayi	2	◀◀	FG	21, Tannehill-Landry	3	◀	TD-R		
		14, Ajayi	2	◀◀	FG	66t, Tannehill-Stills	4		TD-P		
		17, Ajayi	2		Half						
		10, Ajayi	3	◀	TD-R						
		13, Tannehill	3	◀	TD-R						
		53, Ajayi	4		Punt						
		14, Ajayi	4	◀	TD-R						
		12, D.Williams	4	◀	TD-R						
						<b>30</b>	10+ yard rushes				
							<b>24</b>	20+ yard passes			

# 2016 GOAL TO GO

OFFENSE						DEFENSE					
Date	Opponent	#	Qtr.	Result	(pts)	Date	Opponent	#	Qtr.	Result	(pts)
9/11	BAL	1	2	TD	7	9/15	NYJ	1	2	TD	7
9/25	ARZ	2	1	FG	3	9/15	NYJ	2	2	TD	7
9/25	ARZ	3	2	TD	7	9/15	NYJ	3	3	TD	7
10/2	NE	4	1	TD	7	9/25	ARZ	4	2	TD	7
10/9	LA	5	1	TD	7	10/9	LA	5	2	TD	7
10/9	LA	6	2	TD	7	10/9	LA	6	4	FG	3
10/9	LA	7	2	FG	3	10/23	MIA	7	3	TD	7
10/9	LA	8	4	TD	7						
10/16	SF	9	1	TD	7						
10/16	SF	10	4	TD	7						
10/23	MIA	11	2	TD	7						
10/23	MIA	12	4	TD	7						

2016 Breakdown: 12 times inside  
10 touchdowns  
2 Field Goals

Scoring Percentage: 100% (12 of 12)  
Failed to Score: N/A  
TD Percentage: 83% (10 of 12)  
FG Percentage: 17% (2 of 12)

2016 Breakdown: 7 times inside  
6 touchdowns  
1 Field Goals

Scoring Percentage: 100% (7 of 7)  
Failed to Score: N/A  
TD Percentage: 86% (6 of 7)  
FG Percentage: 14% (1 of 7)

# 2016 INSIDE THE 20

OFFENSE						DEFENSE					
Date	Opponent	#	Qtr.	Result	(pts)	Date	Opponent	#	Qtr.	Result	(pts)
9/11	BAL	1	2	TD	(7)	9/11	BAL	1	4	FG	(3)
9/15	NYJ	2	4	TD	(7)	9/15	NYJ	2	1	FG	(3)
9/25	ARZ	3	1	FG	(3)	9/15	NYJ	3	1	FG	(3)
9/25	ARZ	4	2	TD	(7)	9/15	NYJ	4	2	TD	(7)
10/2	NE	5	1	TD	(7)	9/15	NYJ	5	2	TD	(7)
10/2	NE	6	2	FG	(7)	9/15	NYJ	6	3	TD	(7)
10/9	LA	7	1	TD	(7)	9/15	NYJ	7	4	FG	(3)
10/9	LA	8	2	TD	(7)	9/15	NYJ	8	4	TD	(7)
10/9	LA	9	2	FG	(3)	9/25	ARZ	9	2	TD	(7)
10/9	LA	10	4	TD	(7)	9/25	ARZ	10	3	FUM	(0)
10/9	LA	11	4	End of Game	(0)	9/25	ARZ	11	4	INT	(0)
10/16	SF	12	1	TD	(7)	10/2	NE	12	2	FUM	(0)
10/16	SF	13	2	TD	(7)	10/9	LA	13	1	FG	(3)
10/16	SF	14	4	TD	(7)	10/9	LA	14	2	FG	(3)
10/16	SF	15	4	TD	(7)	10/9	LA	15	2	TD	(7)
10/23	MIA	16	1	FG	(3)	10/9	LA	16	4	FG	(3)
10/23	MIA	17	2	TD	(7)	10/16	SF	17	1	FG	(3)
10/23	MIA	18	4	TD	(7)	10/16	SF	18	4	Downs	(0)
						10/23	MIA	19	1	FG	(3)
						10/23	MIA	20	2	FG	(3)
						10/23	MIA	21	3	TD	(7)
						10/23	MIA	22	4	TD	(7)

2016 Breakdown:	18 times inside 13 Touchdowns 4 field goals	2016 Breakdown:	22 times inside 8 touchdowns 10 field goals
Scoring Percentage:	94% (17 of 18)	Scoring Percentage:	82% (18 of 22)
Failed to Score:	6% (1 of 18)	Failed to Score:	18% (4 of 22)
TD Percentage:	72% (13 of 18)	TD Percentage:	36% (8 of 22)
FG Percentage:	22% (4 of 18)	FG Percentage:	45% (10 of 22)

# THE LAST TIME...

## **PUNT RETURNED FOR A TD**

By Bills: Marcus Thigpen vs. Green Bay Packers 12/14/14 (75 yards)  
By Opponent: Travis Benjamin at Cleveland Browns, 10/3/13 (79 yards)

## **KICKOFF RETURNED FOR A TD**

By Bills: CJ Spiller vs. Miami Dolphins 9/14/14 (102+ yards)  
By Opponent: Marcus Thigpen vs. Miami Dolphins, 11/15/12 (96 yards)

## **INTERCEPTION RETURNED FOR A TD**

By Bills: Nickell Robey-Coleman (41 yards) at LA Rams, 10/9/16  
By Opponent: Telvin Smith (26 yards) at Jacksonville Jaguars, 10/25/15

## **AT LEAST TWO INTERCEPTIONS IN A GAME**

By Bills: Nickell Robey-Coleman (2) at LA Rams, 10/9/16  
By Opponent: Lavonte David (2) at Tampa Bay Buccaneers, 12/8/13

## **FUMBLE RETURNED FOR A TD**

By Bills: Aaron Williams (53 yards) vs Arizona Cardinals, 9/25/16  
By Opponent: Chris Clemons (6 yards) at Jacksonville Jaguars, 10/25/15

## **PUNT BLOCKED**

By Bills: Boobie Dixon vs. New York Jets 11/24/14  
By Opponent: Chris Clemons at Miami Dolphins, 11/20/11

## **PUNT BLOCK RETURNED FOR A TD**

By Bills: Manny Lawson vs. N.Y. Jets 11/24/14 (in end zone - Boobie Dixon blocked Ryan Quigley's punt)  
By Opponent: Lex Hilliard at Miami Dolphins, 11/20/11 (in end zone – Chris Clemons blocked P Brian Moorman's punt)

## **FIELD GOAL BLOCKED**

By Bills: Mario Williams vs. Green Bay Packers, 12/14/14  
By Opponent: Joe Haden vs. Cleveland Browns, 11/30/14

## **FIELD GOAL BLOCK RETURNED FOR TD**

By Bills: Cornelius Bennett vs. Denver Broncos, 9/30/90 (80 yards after Nate Odomes blocked David Treadwell's att.)  
By Opponent: Lemar Parrish, Cincinnati Bengals, 11/8/70 (83 yards after Ken Riley blocked Grant Guthrie's att.)

## **EXTRA POINT BLOCKED**

By Bills: Alex Carrington at San Diego Chargers, 12/11/11  
By Opponent: Cam Thomas at LA, 10/9/16

## **EXTRA POINT MISSED**

By Bills: Missed – Dan Carpenter vs. Arizona Cardinals, 9/25/16 (wide right)  
By Opponent: Missed- Nick Novak vs. Houston Texans, 12/6/15 (wide right)

## **TWO POINT CONVERSION ATTEMPTED and SUCCESSFUL**

By Bills: Tyrod Taylor pass to Reggie Bush at Miami Dolphins, 10/23/16  
By Opponent: Ryan Tannehill pass to Jarvis Landry at Miami Dolphins, 10/23/16

## **TWO POINT CONVERSION FAILED**

By Bills: Tyrod Taylor is sacked at Kansas City, 11/29/15  
By Opponent: Carson Palmer pass failed vs Arizona Cardinals, 9/25/16

## **SAFETY RECORDED**

By Bills: Ryan Tannehill fumble out of bound in end zone for a Safety vs. Miami Dolphins, 11/8/15  
By Opponent: LeSean McCoy tackled in the end zone for a safety vs Arizona Cardinals, 9/25/16

## **100 YARD INDIVIDUAL RUSHING GAME**

By Bills: LeSean McCoy (140) vs San Francisco, 10/16/16  
By Opponent: Jay Ajayi, (214 yards) at Miami Dolphins, 10/23/16

# THE LAST TIME...

## **200 YARD INDIVIDUAL RUSHING GAME**

By Bills: Fred Jackson (212 yards) vs. Indianapolis Colts, 1/3/10  
By Opponent: Jay Ajayi, (214 yards) at Miami Dolphins, 10/23/16

## **TWO 100 YARD RUSHERS IN THE SAME GAME**

By Bills: LeSean McCoy (112) & Karlos Williams (110) vs. Miami Dolphins 11/8/15  
By Opponent: Stevan Ridley (106 yards) and Brandon Bolden (137 yards) vs. New England Patriots, 9/30/12

## **100 YARD INDIVIDUAL RECEIVING GAME**

By Bills: Sammy Watkins (136) vs. New York Jets, 1/3/16  
By Opponent: Kenny Stills (100) at Miami Dolphins, 10/23/16

## **200 YARD INDIVIDUAL RECEIVING GAME**

By Bills: Lee Evans (265 yards) at Houston Texans, 11/19/06  
By Opponent: Wes Welker (217 yards) vs. New England Patriots, 9/25/11

## **TWO 100 YARD RECEIVERS IN THE SAME GAME**

By Bills: Steve Johnson (158 yards) and Lee Evans (105 yards) at Baltimore Ravens, 10/24/10  
By Opponent: Eric Decker (126) and Brandon Marshall (101) vs New York Jets, 9/15/16

## **300+ YARD INDIVIDUAL PASSING GAME**

By Bills: Kyle Orton (329) at Oakland Raiders, 12/21/14  
By Opponent: Ryan Fitzpatrick (374) vs New York Jets, 9/15/16

## **FIVE TOUCHDOWNS RUSHING**

By Bills: Cookie Gilchrist vs. New York Titans, 12/8/63  
By Opponent: Never accomplished

## **AT LEAST FOUR TOUCHDOWNS RUSHING**

By Bills: Willis McGahee at Seattle Seahawks, 11/28/04  
By Opponent: Clarence Williams at San Diego Chargers, 9/16/79

## **AT LEAST THREE TOUCHDOWNS RUSHING**

By Bills: LeSean McCoy (3) vs San Francisco, 10/16/16  
By Opponent: Matt Forte (3) vs New York Jets, 9/15/16

## **AT LEAST TWO TOUCHDOWNS RUSHING**

By Bills: LeSean McCoy (3) vs San Francisco, 10/16/16  
By Opponents: C.J. Anderson (3) at Denver Broncos, 12/7/14

## **FOUR TD RECEPTIONS**

By Bills: Don Beebe vs. Pittsburgh Steelers, 9/8/91  
By Opponents: Randy Moss vs. New England Patriots, 11/18/07

## **AT LEAST THREE TD RECEPTIONS**

By Bills: Steve Johnson at Cincinnati Bengals, 11/21/10  
By Opponents: Marvin Harrison at Indianapolis Colts, 9/23/01

## **AT LEAST TWO TD RECEPTIONS**

By Bills: Sammy Watkins (2) at Kansas City Chiefs, 11/29/15  
By Opponents: R. Gronkowski (2) vs. New England Patriots, 9/20/15

## **SIX TD PASSES**

By Bills: Jim Kelly vs. Pittsburgh Steelers, 9/8/91  
By Opponents: Daryle Lamonica at Oakland Raiders, 10/19/69

## **AT LEAST FIVE TD PASSES**

By Bills: Jim Kelly vs. Cincinnati Bengals, 10/21/91  
By Opponent: Drew Brees at New Orleans Saints, 10/27/13



# THE LAST TIME...

## **AT LEAST FOUR TD PASSES**

By Bills: Kyle Orton (4) at New York Jets, 10/26/14  
By Opponent: Kirk Cousins (4) at Washington Redskins, 12/20/15

## **AT LEAST THREE TD PASSES**

By Bills: Tyrod Taylor (3) vs. New York Jets, 9/15/16  
By Opponents: Tom Brady (3) vs. New England Patriots, 9/20/15

## **AT LEAST THREE SACKS**

By Bills: (3.0) Lorenzo Alexander at LA Rams, 10/9/16  
By Opponent: (3.0) C. Jones vs. New England Patriots, 09/20/15

## **LAST OVERTIME GAME**

By Bills: 9/7/14 at Chicago Bears (23-20) W

## **WON IN OVERTIME**

By Bills: 9/7/14 at Chicago Bears (23-20)  
By Opponent: 12/1/13 vs. Atlanta Falcons (31-34)

## **SHUTOUT RECORDED**

By Bills: 10/2/16 at New England Patriots (16-0)  
By Opponent: 12/28/08 vs. New England Patriots (13-0)

## **AT LEAST 200-YARDS RUSHING**

By Bills: 312 vs. San Francisco, 10/16/16  
By Opponent: 256 at Miami Dolphins, 10/23/16

## **AT LEAST 300-YARDS RUSHING**

By Bills: 312 vs. San Francisco, 10/16/16  
By Opponent: 311 at San Francisco, 10/7/12

## **AT LEAST 400 NET YARDS PASSING**

By Bills: 437 at Minnesota Vikings, 9/15/02  
By Opponent: 451 vs. New England Patriots, 09/20/15

## **AT LEAST 300 NET YARDS PASSING**

By Bills: 307 vs New York Jets, 9/15/16  
By Opponent: 374 vs New York Jets, 9/15/16

## **AT LEAST 500 TOTAL YARDS**

By Bills: 514 at Baltimore Ravens, 10/24/10  
By Opponent: 493 vs New York Jets, 9/15/16

## **AT LEAST 400 TOTAL YARDS**

By Bills: 491 vs. San Francisco, 10/16/16  
By Opponent: 454 at Miami Dolphins, 10/23/16

## **50 OR MORE POINTS**

By Bills: 54 at Kansas City Chiefs, 11/23/08  
By Opponent: 52 vs. New England Patriots, 9/30/12

## **40 OR MORE POINTS**

By Bills: 45 vs San Francisco, 10/16/16  
By Opponent: 40 New England Patriots, 09/20/15

## **SCORED A TOUCHDOWN ON OFFENSE, DEFENSE AND SPECIAL TEAMS**

By Bills: at Denver Broncos, 12/24/11 (C. Spiller rushing TD, J. Byrd interception return, L. McKelvin punt return)  
By Opponent: at Cleveland Browns 10/3/13 (Josh Gordon receiving TD, T.J. Ward interception return, Travis Benjamin punt return TD)

# 2016 TURNOVER ANALYSIS

## OFFENSIVE TURNOVERS

Date	Opponent	Turnover	Yardline	Qtr.	Result (Pts.)
9/15	NYJ	INT	NYJ 13	4	FG (3)
9/25	ARZ	INT	ARZ 10	2	PUNT (0)
10/16	SF	Fumble	BUF 36	1	FG (3)
10/16	SF	Fumble	BUF 20	4	Downs (0)

## DEFENSIVE TURNOVERS

Date	Opponent	Turnover	Yardline	Qtr.	Result (Pts.)
9/11	BAL	Fumble	BAL 47	1	Punt (0)
9/15	NYJ	Fumble	NYJ 33	3	TD (7)
9/25	ARZ	INT	ARZ 30	4	FG (3)
9/25	ARZ	INT	BUF 1	4	Safety (0)
9/25	ARZ	INT	BUF -1	4	Punt (0)
9/25	ARZ	INT	BUF -5	4	End of Game (0)
9/25	ARZ	Fumble	BUF 22	3	TD (7)
10/2	NE	Fumble	BUF 18	2	Punt (0)
10/9	LA	Fumble	BUF 37	1	TD (7)
10/9	LA	INT	LA 41	3	TD (7)
10/9	LA	INT	LA 17	4	End of Game (0)

## SPECIAL TEAMS TURNOVERS

Date	Opponent	Turnover	Yardline	Qtr.	Result (Pts.)
10/16	SF	Fumble Recovery	SF 27	1	TD (7)

## MISCELLANEOUS TURONVERS

Date	Opponent	Explanation
------	----------	-------------

# 2016 ETCs

**4-3 Regular Season Record**  
**1-2 In AFC East Games**  
**0-1 In AFC North Games**  
**0-0 In AFC South Games**  
**0-0 In AFC West Games**  
**3-0 In NFC Games**

**2-1 At Home**  
**2-2 On the Road**  
**4-3 Outdoors**  
**0-0 In Domed Stadiums**  
**1-2 On Grass**

**0-1 In 3-point or less Games**  
**4-3 When Won Coin Toss**  
**0-0 When Lost Coin Toss**  
**2-0 When Scored First**  
**2-3 When Opp. Scored First**  
**0-0 In overtime games**

**4-1 When Yielding 20 Points or Less**

**4-1 When Scoring 21 Points or More**

**4-1 When Led at Halftime**  
**0-2 When Trailing at Halftime**  
**0-0 When Tied at Halftime**

**4-1 When Led at the End of 3<sup>rd</sup> Quarter**  
**0-2 When Trailing at the End of 3<sup>rd</sup> Quarter**  
**0-0 When Tied at the End of 3<sup>rd</sup> Quarter**

**3-0 When Buffalo has 100-Yard Rusher**

**0-2 When Opp. has 100-Yard Rusher**

**0-1 When Buffalo has 100-Yard Receiver**

**0-2 When Opp. has 100-Yard Receiver**

**0-0 When Buffalo has 300-Yard Passer**

**0-1 When Opp. has 300-Yard Passer**

## 2016 INSTANT REPLAY

Buffalo has challenged 3 plays this season under the NFL's replay system.

<b>Date</b>	<b>Opp.</b>	<b>Explanation</b>	<b>Result</b>
9/11	BAL	Buffalo challenged the runner broke the plane ruling	Upheld
9/15	NYJ	Buffalo challenged the pass completion ruling	Reversed
10/2	NE	Buffalo Challenged the short of the line gain ruling	Reversed

**REGULAR SEASON WEEK 1 – Bills 7, Ravens 13**  
**September 11, 2016 – M&T Bank Stadium – 71,104**

The Buffalo Bills dropped their 2016 regular season-opener, 13-7, to the Baltimore Ravens at M&T Bank Stadium, falling to 0-1 with the loss.

In his return to Baltimore, second-year starting QB Tyrod Taylor completed 68.2% of his pass attempts amongst five pass-catchers. Bills WR Sammy Watkins hauled in four passes for a team-high 43 yards and TE Charles Clay added four receptions for 40 yards and had Buffalo's largest offensive gain of the day with a 33-yard reception.

Running back LeSean McCoy had a game-high 58 rushing yards and scored Buffalo's lone touchdown on a fourth-and-goal situation in the second quarter.

Defensively, LBs Preston Brown and Zach Brown led the way with eight total tackles while CB Ronald Darby added a team-high seven individual tackles.

Jerry Hughes had a two sack performance and free-agent acquisitions LB Lorenzo Alexander (0.5) and DE Leger Douzable (1.5) rounded out Buffalo's fierce four-sack performance.

Leading the way for the Ravens was QB Joe Flacco, who finished the day 23-for-34 passing for 258 yards with one touchdown. Receiver Mike Wallace scored Baltimore's only touchdown of the contest with a 66-yard pass reception in the second quarter and a pair of Justin Tucker field goals provided enough offense to propel the Ravens.

TEAM	1	2	3	4	Final
BILLS	0	7	0	0	7
RAVENS	3	7	0	3	13

TEAM	QTR.	TIME	SCORING PLAY	DRIVE	SCORE
BAL	1	0:35	J.Tucker 50 yd. Field Goal	9-59, 4:47	0-3
BAL	2	10:11	M.Wallace 66 yd. pass from J.Flacco (J.Tucker kick)	6-85, 2:48)	0-10
BUF	2	3:02	L.McCoy 1 yd. run (D.Carpenter kick)	12-75, 7:09	7-10
BAL	4	5:39	J.Tucker 37 yd. Field Goal	13-59, 5:59	7-13

**BUF BAL**

First Downs	11	18
Rushes-Yards	24-65	28-83
Net Passing Yards	95	225
Total Net Yards	160	308
Passing (A-C-I)	15-22-0	34-23-0
Sacked by Opp.	2-16	4-33
Punts-Average	7-44.7	3-42.7
Fumbles-Lost	0-0	1-1
Penalties	8-89	6-35
Time of Poss.	27:07	32:53

**RUSHING**

**RAVENS:** J. Forsett 10-41; T. West 12-32; M. Wallace 1-11; K. Juszczyk 1-2; J. Flacco 4-minus-3

**BILLS:** L. McCoy 16-58; T. Taylor 5-11; R. Bush 3-minus-4

**PASSING**

**RAVENS:** J. Flacco 23-34, 258 yards, 1 TD

**BILLS:** T. Taylor 15-22, 111 yards

**RECEIVING**

**RAVENS:** S. Smith 5-19; M. Wallace 3-91, 1 TD; D. Pitta 3-39; J. Forsett 3-15; K. Juszczyk 2-21; K. Aiken 2-14; T. West 2-6; B. Perriman 1-35; C. Moore 1-13; C. Gillmore 1-5

**BILLS:** S. Watkins 4-43; R. Woods 4-20; L. McCoy 4-12; C. Clay 2-40; M. Gillislee 1-minus-4

**REGULAR SEASON WEEK 2 – Bills 31, Jets 37**  
**September 15, 2016 – New Era Field – 70,256**

The Buffalo Bills lost their home opener 37-31 to the New York Jets in the inaugural game at New Era Field, falling to 0-2 on the season with the loss.

Quarterback Tyrod Taylor threw for a career-best 297 yards and three touchdowns, including an 84 yard touchdown pass to WR Marquise Goodwin, a career-long for both players. Goodwin finished the game with his first 100 yard receiving performance, WR Greg Salas scored on a 71 touchdown reception and hauled in a career-high 89 receiving yards and TE Charles Clay added a team-high five receptions.

On the defensive side of the ball, LB Preston Brown recorded a game-high 16 total tackles, LB Zach Brown added eight solo tackles with 14 total tackles and LB Lorenzo Alexander recorded the game's only sack.

Cornerback Nickell Robey-Coleman recovered a fumble forced by Preston Brown and returned it 36 yards for the game's only defensive touchdown.

New York was led by QB Ryan Fitzpatrick, who completed 24 of his 34 passes for 374 yards and one touchdown. Jets WR Eric Decker caught six passes for 126 yards and one touchdown, WR Brandon Marshall recorded six catches for 101 yards and WR Quincy Enunwa chipped in six receptions for 92 yards. On the ground, Matt Forte led the way with 100 yards rushing and three scores.

TEAM	1	2	3	4	Final
BILLS	7	3	14	7	31
JETS	6	14	7	10	37

TEAM	QTR.	TIME	SCORING PLAY	DRIVE	SCORE
NYJ	1	6:41	N.Folk 28 yd. Field Goal	15-65, 8:19	3-0
BUF	1	5:16	M.Goodwin 84 yd. pass from T.Taylor (D.Carpenter kick)	3-82, 1:25	3-7
NYJ	1	0:00	N.Folk 29 yd. Field Goal	9-75, 5:16	6-7
NYJ	2	11:07	M.Forte 1 yd. run (N.Folk kick)	6-66, 2:15	13-7
NYJ	2	3:53	E.Decker 5 yd. pass from R.Fitzpatrick (N.Folk kick)	7-77, 3:54	20-7
BUF	2	0:05	D.Carpenter 39 yd. Field Goal	13-54, 3:48	20-10
BUF	3	14:09	G.Salas 71 yd. pass from T.Taylor (D.Carpenter kick)	3-75, 0:51	20-17
BUF	3	11:15	N.Robey-Coleman 36 yd. fumble return (D.Carpenter kick)	N/A	20-24
NYJ	3	2:12	M.Forte 3 yd. run (N.Folk kick)	12-84, 6:27	27-24
NYJ	4	10:40	N.Folk 36 yd. Field Goal	8-69, 4:12	30-24
NYJ	4	4:02	M.Forte 12 yd. run (N.Folk kick)	5-56, 3:01	37-24
BUF	4	1:17	M.Gillislee 18 yd. pass from T.Taylor (D.Carpenter kick)	10-75, 2:45	37-31

**BUF NYJ**

First Downs	16	28
Rushes-Yards	19-86	36-123
Net Passing Yards	307	370
Total Net Yards	393	493
Passing (A-C-I)	19-31-1	34-24-0
Sacked by Opp.	0-0	1-4
Punts-Average	3-39.3	2-41.0
Fumbles-Lost	1-0	2-1
Penalties	6-59	7-50
Time of Poss.	20:48	39:12

**RUSHING**

**JETS:** M. Forte 30-100; R. Fitzpatrick 5-21; B. Powell 1-2

**BILLS:** L. McCoy 15-59; T. Taylor 2-25; E. Manuel 2-2

**PASSING**

**JETS:** R. Fitzpatrick 24-34, 374 yards, 1 TD

**BILLS:** T. Taylor 18-30, 297 yards, 3 TDs; E. Manuel 1-1. 10 yards

**RECEIVING**

**JETS:** E. Decker 6-126; B. Marshall 6-101; Q. Enunwa 6-92; J. Marshall 3-45; M. Forte 2-9; B. Powell 1-1

**BILLS:** M. Goodwin 2-112; G. Salas 4-89; L. McCoy 4-31; C. Clay 5-27; S. Watkins 2-20; M. Gillislee 1-18; R. Woods 1-10

**REGULAR SEASON WEEK 3 – Bills 33, Cardinals 18**  
**September 25, 2016 – New Era Field – 68,647**

The Buffalo Bills used a powerful rushing attack and a stout defensive performance to top the Arizona Cardinals 33-18 at New Era Field, lifting their record to 1-2 on the season.

Running back LeSean McCoy ran for 110 yards on 17 carries, boasting a 6.5 yards per carry average and having his first multi-touchdown game as a Bill. Quarterback Tyrod Taylor provided 76 yards on the ground, including a 20-yard touchdown run and a team-record 49-yard scamper.

Robert Woods was Buffalo's top receiving option on the day with six catches for 51 yards and fellow receiver Walt Powell recorded his first three career catches for 28 yards.

Defensively, Stephon Gilmore notched two interceptions with Corey Graham and Corey White each picking one off themselves. Lorenzo Alexander finished the day with 1.5 sacks, his third consecutive game with a sack, and was joined by, Graham, Kyle Williams, Jerry Hughes and Lerentee McCray in the sack column. Linebacker Zach Brown recorded 12 total tackles with 10 individual stops and White recorded eight solo tackles and nine combination tackles.

Aaron Williams recovered a fumble on special teams and raced it back 53 yards for the score, resulting in Buffalo's second consecutive game with a fumble returned for a touchdown.

Arizona was paced by running back David Johnson, who ran for 83 yards and two touchdowns and recorded 28 through the air. Quarterback Carson Palmer threw for 287 yards, John Brown had a game-high 70 receiving yards and defensive back Patrick Peterson recorded an interception.

TEAM	1	2	3	4	Final
Bills	10	7	13	3	33
Cardinals	0	7	6	5	18

TEAM	QTR.	TIME	SCORING PLAY	DRIVE	SCORE
Bills	1	3:29	D.Carpenter 19 yd. Field Goal	7-77, 3:51	3-0
Bills	1	0:55	L.McCoy 24 yd. run (D.Carpenter kick)	5-53, 1:30	10-0
Bills	2	10:25	L.McCoy 5 yd. run (D.Carpenter kick)	6-52, 2:51	17-0
Cardinals	2	1:05	D.Johnson 4 yd. run (C.Catanzaro kick)	17-84, 9:20	17-7
Bills	3	10:31	T.Taylor 20 yd. run (kick failed, wr)	6-47, 2:49	23-7
Bills	3	2:25	A.Williams 53 yd. fumble return (D.Carpenter kick)	N/A	30-7
Cardinals	3	0:12	D.Johnson 22 yd. run (pass failed)	6-83, 2:13	30-13
Cardinals	4	10:36	C.Catanzaro 60 yd. Field Goal	5-4, 2:19	30-16
Bills	4	4:48	D.Carpenter 45 yd. Field Goal	4-3, 1:42	33-16
Cardinals	4	3:04	L.McCoy tackled in end zone by C.Peters for a Safety	N/A	33-18

**BUF      ARZ**

First Downs	16	25
Rushes-Yards	32-208	22-88
Net Passing Yards	88	260
Total Net Yards	296	348
Passing (A-C-I)	25-14-1	50-26-4
Sacked by Opp.	4-31	5-27
Punts-Average	6-35.3	5-35.6
Fumbles-Lost	3-0	3-1
Penalties	9-75	8-50
Time of Poss.	26:00	34:00

**RUSHING**

**CARDINALS:** D. Johnson 19-83; C.

Johnson 2-5; D. Butler 1-0

**BILLS:** L. McCoy 17-110; T. Taylor 9-76;

M. Gillislee 3-20; J. Williams 3-2

**PASSING**

**CARDINALS:** C. Palmer 26-50, 287

yards, 4 INTs

**BILLS:** T. Taylor 14-15, 119 yards, 1 INT

**RECEIVING**

**CARDINALS:** L. Fitzgerald 7-60; Jo.

Brown 6-70; M. Floyd 4-65; Ja. Brown 3-

49; D. Johnson 3-28; D. Fells 2-15; T.

Niklas 1-0

**BILLS:** R. Woods 6-51; W. Powell 3-28;

L. McCoy 3-6; N. O'Leary 1-28; M.

Goodwin 1-6

**REGULAR SEASON WEEK 4 – Bills 16, Patriots 0**  
**October 2, 2016 – Gillette Stadium – 66, 829**

The Buffalo Bills recorded their first road shutout in 26 years to defeat the New England Patriots 16-0 at Gillette Stadium. With the win, Buffalo improves its record to 2-2 on the season.

Buffalo's offense was paced by LeSean McCoy's 108 yards of total offense, including a seven-yard touchdown pass from Tyrod Taylor for the game's only touchdown. McCoy finished the game with 70 rushing yards and six receptions for 38 yards.

Taylor completed a season-high 27 passes on a season-high 39 attempts for 246 yards and added 28 yards on the ground while WR Robert Woods led Buffalo with 89 yards on a game-high seven receptions. Tight end Charles Clay chipped in five receptions for 47 yards.

On the defensive side of the ball, LB Zach Brown recorded a career-high 18 tackles, forced two fumbles and added one sack. Linebackers Jerry Hughes and Lorenzo Alexander each contributed sacks to the shutout and both reached 4.0 sacks on the season, good for third in the NFL. Safety Aaron Williams recorded three passes defended and Preston Brown finished with seven total tackles. With the performance, Zach Brown sits first in the league with 52 tackles and Preston Brown is 10<sup>th</sup> with 37 tackles.

The New England Patriots were led by tight end Martellus Bennett, whose 58 yard reception in the second quarter sparked his five-reception, 109 yard performance. LeGarrette Blount ran for 54 yards, rookie QB completed 63% of his passes for 205 yards and cornerback Logan Ryan set career-highs with 14 individual tackles and 17 total tackles.

TEAM	1	2	3	4	Final
Bills	7	6	3	0	16
Patriots	0	0	0	0	0

TEAM	QTR.	TIME	SCORING PLAY	DRIVE	SCORE
Bills	1	5:31	L.McCoy 7 yd. pass from T.Taylor (D.Carpenter kick)	12-65, 7:11	7-0
Bills	2	14:49	D.Carpenter 34 yd. Field Goal	10-52, 3:58	10-0
Bills	2	7:46	D.Carpenter 43 yd. Field Goal	12-71, 4:40	13-0
Bills	3	0:28	D.Carpenter 44 yd. Field Goal	11-44, 4:27	16-0

**BUF      NE**

First Downs	24	13
Rushes-Yards	32-134	22-90
Net Passing Yards	244	187
Total Net Yards	378	277
Passing (A-C-I)	39-27-0	27-17-0
Sacked by Opp.	2-2	3-18
Punts-Average	4-40.8	6-52.2
Fumbles-Lost	0-0	5-1
Penalties	6-60	9-74
Time of Poss.	36:11	23:49

**RUSHING**

**PATRIOTS:** L. Blount 13-54; J. Brissett 4-

23; J. White 4-12; J. Edelman 1-1

**BILLS:** L. McCoy 19-70; M. Gillislee 6-30;

T. Taylor 5-28; B. Tate 1-4; J. Felton 1-2

**PASSING**

**PATRIOTS:** J. Brissett 17-27, 205 yards

**BILLS:** T. Taylor 27-29, 246 yards, 1 TD

**RECEIVING**

**PATRIOTS:** M. Bennett 5-109; J. White

5-50; L. Blount 3-4; B. Bolden 2-15; J.

Edelman 1-16; R. Gronkowski 1-11

**BILLS:** R. Woods 7-89; L. McCoy 6-38,

C. Clay 5-47; W. Powell 4-22, N. O'Leary

2-20; M. Gillislee 1-13; M. Goodwin 1-12;

J. Felton 1-5

**REGULAR SEASON WEEK 5 – Bills 30, Rams 19**  
**October 9, 2016 – LA Coliseum – 83,679**

The Buffalo Bills won their third consecutive game by downing the Los Angeles Rams 30-19 in their first game in Los Angeles since 1983. With the win, Buffalo rises to 3-2 on the season.

Running back LeSean McCoy rushed averaged 8.3 yards per carry and totaled 150 yards on the ground, his highest output in two years. Quarterback Tyrod Taylor threw for a pair of touchdowns and added 28 yards on the ground and running back Mike Gillislee scored on a five yard rush. Tight end Charles Clay had his most efficient game of the year with five receptions for 73 yards.

On the defensive side of the ball, LB Lorenzo Alexander notched 3.0 sacks to extend his sack streak to five games and push his total to an NFL-high 7.0 sacks. In his return to the stadium where he starred at USC, CB Nickell Robey-Coleman recorded two interceptions and took one back 41 yards for a touchdown. Rookie DT Adolphus Washington added his first career sack on the day as well.

Leading the way for the Rams was RB Todd Gurley, who totaled a season-high 108 total yards and one touchdown. Quarterback Case Keenum threw for 271 yards, WR Tavon Austin caught seven passes for 59 yards and added 26 yards on the ground and WR Kenny Britt recorded a game-high 75 receiving yards.

TEAM	1	2	3	4	Final
BILLS	7	9	7	7	30
RAMS	3	10	3	3	19

TEAM	QTR.	TIME	SCORING PLAY	DRIVE	SCORE
Rams	1	9:31	G.Zuerlein 37 yd. Field Goal	12-60, 5:29	0-3
Bills	1	2:22	J.Hunter 4 yd. pass from T.Taylor (D.Carpenter kick)	12-76, 7:09	7-3
Bills	2	13:59	M.Gillislee 5 yd. run (kick blocked)	2-63, 1:01	13-3
Rams	2	7:46	G.Zuerlein 32 yd. Field Goal	5-52, 2:33	13-6
Rams	2	1:56	T.Gurley 1 yd. run (G.Zuerlein kick)	8-64, 4:39	13-13
Bills	2	0:00	D.Carpenter 23 yd. Field Goal	10-70, 1:56	16-13
Rams	3	8:05	G.Zuerlein 54 yd. Field Goal	9-48, 5:13	16-16
Bills	3	3:54	N.Robey-Coleman 41 yd. interception return (D.Carpenter kick)	N/A	23-16
Rams	4	5:51	G.Zuerlein 22 yd. Field Goal	13-89, 8:16	23-19
Bills	4	2:37	M.Goodwin 6 yd. pass from T.Taylor (D.Carpenter kick)	3-25, 1:04	30-19

**BUF LA**

First Downs	15	23
Rushes-Yards	27-193	29-102
Net Passing Yards	112	243
Total Net Yards	305	345
Passing (A-C-I)	23-12-0	31-21-2
Sacked by Opp.	2-12	4-28
Punts-Average	6-46.0	2-54.5
Fumbles-Lost	1-0	2-1
Penalties	7-60	6-40
Time of Poss.	24:26	35:34

**RUSHING**

**RAMS:** T. Gurley 23-72; T. Austin 3-26; M. Brown 2-2; B. Marquez 1-2  
**BILLS:** L. McCoy 18-150; T. Taylor 5-28; M. Gillislee 2-6; J. Felton 1-6; R. Bush 1-3

**PASSING**

**RAMS:** C. Keenum 21-31, 271 yards, 2 INT  
**BILLS:** T. Taylor 12-23, 124 yards, 2 TDs

**RECEIVING**

**RAMS:** T. Austin 7-59; K. Britt 5-75; B. Quick 3-51; T. Gurley 3-36; L. Kendricks 2-24; M. Brown 1-26  
**BILLS:** C. Clay 5-73; R. Woods 2-26; M. Goodwin 2-13; L. McCoy 2-8, J. Hunter 1-4

**REGULAR SEASON WEEK 6 – Bills 45, 49ers 16**  
**October 16, 2016 – New Era Field – 70,003**

The Buffalo Bills used a 312 yard rushing performance to gash the San Francisco 49ers 45-16 at New Era Field. With 491 yards of total offense, their most since the 2010 season, the Bills have won four games in a row for the first time since ripping off four straight to open the 2008 season.

Running back LeSean McCoy ran for 140 yards and three touchdowns on 19 carries, his fourth straight game with over 100 yards from scrimmage. McCoy became the third running back to rush for 140 yards and three touchdowns on under 20 carries since entering the league in 2009. With his week six performance, McCoy now leads the AFC in rushing.

Quarterback Tyrod Taylor tossed two touchdowns and added 68 yards on the ground to push his season total to 236, the highest rushing total in the league amongst quarterbacks. Running back Mike Gillislee chipped in 60 yards and a touchdown on the ground, WR Robert Woods caught his first touchdown of the season and WR Justin Hunter caught his second touchdown in as many games since debuting with Buffalo.

Defensively, LB Preston Brown led the way with nine tackles, rookie DE Adolphus Washington recorded a sack for the second straight game and LB Lorenzo Alexander became the first Bills linebacker to ever have a six-game sack streak while pushing his season total to 8.0 on the year, the most in the NFL. Defensive back Nickell Robey-Coleman forced a special teams fumble to account for his third turnover in two weeks.

For the 49ers, QB Colin Kaepernick threw for 187 yards and a touchdown while adding 66 yards on the ground in his season debut. Wide receiver Torrey Smith recorded a game-high 76 receiving yards and LB Nick Bellore led the game with 12 tackles and forced a fumble.

TEAM	1	2	3	4	Final
BILLS	7	10	7	21	45
49ers	3	10	0	3	16

TEAM	QTR.	TIME	SCORING PLAY	DRIVE	SCORE
49ers	1	5:43	P.Dawson 33 yd. Field Goal	7-13, 3:53	0-3
BILLS	1	0:14	L.McCoy 4 yd. run (D.Carpenter kick)	11-75, 5:29	7-3
49ers	2	13:56	T.Smith 53 yd. pass from C.Kaepernick (P.Dawson kick)	4-75, 1:18	7-10
BILLS	2	10:18	L.McCoy 12 yd. run (D.Carpenter kick)	7-75, 3:38	14-10
49ers	2	5:54	P.Dawson 48 yd. Field Goal	9-59, 4:24	14-13
BILLS	2	0:21	D.Carpenter 40 yd. Field Goal	14-53, 5:33	17-13
BILLS	3	2:34	J.Hunter 30 yd. pass from T.Taylor (D.Carpenter kick)	4-60, 1:55	24-13
49ers	4	14:48	P.Dawson 47 yd. Field Goal	8-46, 2:46	24-16
BILLS	4	10:53	L.McCoy 18 yd. run (D.Carpenter kick)	8-75, 3:55	31-16
BILLS	4	10:32	R.Woods 5 yd. pass from T.Taylor (D.Carpenter kick)	1-27, 0:11	38-16
BILLS	4	5:34	M.Gillislee 44 yd. run (D.Carpenter kick)	7-73, 3:25	45-16

**BUF SF**

First Downs	29	16
Rushes-Yards	44-312	28-133
Net Passing Yards	179	167
Total Net Yards	491	300
Passing (A-C-I)	28-17-0	29-13-0
Sacked by Opp.	3-0	3-20
Punts-Average	3-50.7	5-41.8
Fumbles-Lost	3-2	2-1
Penalties	7-71	6-52
Time of Poss.	35:11	24:49

**RUSHING**

**49ers:** C. Kaepernick 8-66; C. Hyde 14-52; M. Davis 5-13; S. Draughn 1-2  
**BILLS:** L. McCoy 19-140; T. Taylor 8-68; M. Gillislee 6-60; J. Williams 5-21; E. Manuel 3-11; R. Bush 2-6; R. Woods 1-6

**PASSING**

**49ers:** C. Kaepernick 13-29, 187 yards, 1 TD  
**BILLS:** T. Taylor 17-26, 179 yards, 2 TDs; E. Manuel 0-2, 0 yards

**RECEIVING**

**49ers:** T. Smith 3-76; Q. Patton 4-52; V. McDonald 2-25; R. Streater 1-16; J. Kerley 2-12; M. Davis 1-6  
**BILLS:** C. Clay 5-52; R. Woods 5-44; J. Hunter 1-30; N. O'Leary 2-29; M. Goodwin 2-22; L. McCoy 1-2

**REGULAR SEASON WEEK 7 – Bills 25, Dolphins 28**  
**October 23, 2016 – Hard Rock Stadium – 65,658**

The Buffalo Bills were unable to win their fifth straight game, losing a close contest to the Miami Dolphins, 28-25, at Hard Rock Stadium. With the result, Buffalo slips to 4-3 on the season.

Quarterback Tyrod Taylor threw for 221 yards and a touchdown and added 35 yards and a score on the ground, his fourth career game with a touchdown on the air and ground. Receiver Marquise Goodwin caught four passes for 93 yards and a 67 yard touchdown and RB Reggie Bush added his first Bills touchdown in the fourth quarter.

Defensively, LB Lorenzo Alexander extended his sack streak to seven games and upped his NFL-high total to 9.0 on the year. Defensive back Ronald Darby added a game-high eight solo tackles and safety Corey Graham added three passes defended.

Wide receiver Brandon Tate added 71 total return yards and 31 yards receiving.

Running back Jay Ajayi led the Dolphins with 214 yards rushing and one score. Kenny Stills added five catches for 100 yards, including a 66-yard receiving touchdown, and WR Jarvis Landry had 78 yards through the air. Cameron Wake had a game-high 1.5 sacks for the Dolphins, who had four total as a team.

TEAM	1	2	3	4	Final
BILLS	3	7	7	8	25
DOLPHINS	3	3	8	14	28

TEAM	QTR.	TIME	SCORING PLAY	DRIVE	SCORE
Dolphins	1	7:28	A.Franks 36 yd. Field Goal	15-64, 7:32	0-3
Bills	1	0:49	D.Carpenter 29 yd. Field Goal	6-20, 1:59	3-3
Bills	2	11:47	T.Taylor 10 yd. run (D.Carpenter kick)	7-40, 2:50	10-3
Dolphins	2	3:47	A.Franks 33 yd. Field Goal	12-58, 8:00	10-6
Bills	3	5:51	M.Goodwin 67 yd. pass from T.Taylor (D.Carpenter kick)	1-67, 0:09	17-6
Dolphins	3	0:18	J.Ajayi 4 yd. run (R.Tannehill-J.Landry pass)	10-75, 5:33	17-14
Dolphins	4	3:56	D.Williams 12 yd. run (A.Franks kick)	6-64, 3:49	17-21
Dolphins	4	2:24	K.Stills 66 yd. pass from R.Tannehill (A.Franks kick)	3-70, 1:03	17-28
Bills	4	0:14	R.Bush 1 yd. run (T.Taylor-R.Bush pass)	13-75, 2:10	25-28

**BUF MIA**

First Downs	16	26
Rushes-Yards	22-67	41-256
Net Passing Yards	200	198
Total Net Yards	267	454
Passing (A-C-I)	28-14-0	25-15-0
Sacked by Opp.	4-21	1-6
Punts-Average	7-41.1	5-25.0
Fumbles-Lost	0-0	0-0
Penalties	6-45	13-116
Time of Poss.	22:58	37:02

**RUSHING**

**DOLPHINS:** J. Ajayi 28-214; R. Tannehill 6-21; D. Williams 4-16; A. Foster 3-5  
**BILLS:** T. Taylor 7-35; M. Gillislee 5-20; L. McCoy 8-11; R. Bush; J. Felton

**PASSING**

**DOLPHINS:** R. Tannehill 15-25, 204, 1 TD  
**BILLS:** T. Taylor 14-28, 221, 1 TD

**RECEIVING**

**DOLPHINS:** K. Stills 5-100; J. Landry 5-78; D. Parker 3-20; A. Foster 1-4; J. Ajayi 1-2  
**BILLS:** M. Goodwin 4-93; B. Tate 2-31; C. Clay 2-29; J. Hunter 2-25; W. Powell 2-23; R. Bush 1-13; N. O'Leary 1-7





Valles, Max	0/0	PS	PS	PS	PS	PS	PS	PS	PS
Washington, Adolphus	7/6	DE	DE	DE	DE	DE	P	DE	DE
Washington, Corey	0/0	---	---	---	---	PS	PS	PS	PS
Watkins, Sammy	2/2	WR	WR	IL	R	R	R	R	R
White, Corey	6/1	P	P	CB	P	IL	P	P	P
Wilder Jr., James	0/0	R	R	R	R	R	R	R	R
Williams, Aaron	7/4	P	P	S	S	S	S	S	S
Williams, Duke	7/2	S	S	P	P	P	P	P	P
Williams, Jonathan	2/0	IL	IL	P	DNP	IL	P	IL	IL
Williams, Kyle	7/7	DT	DT	DT	DT	DT	DT	DT	DT
Wood, Eric	7/7	C	C	C	C	C	C	C	C
Woods, Robert	6/6	WR	WR	WR	WR	WR	WR	WR	IL
Worthy, Jerel	7/0	P	P	P	P	P	P	P	P

**LEGEND:  
List**

**P - Played                    DNP - Did Not Play    IR - Injured Reserve    DNR – Did Not Report    X – Roster Exempt**  
**PS - Practice Squad        IL - Inactive List        R – Reserve            PSI – Practice Squad Injured**  
**SUS-Suspended    PUP – Physically Unable to Perform        NFI – Non-Football Injury(---) = Not on**  
**DNR – Did Not Report**

**Team**

WEEK 7 / THROUGH MONDAY, OCTOBER 24, 2016

<b>OFFENSE</b>	<b>Buff.</b>
GAMES (Won-Lost)	4-3
FIRST DOWNS	127
Rushing	57
Passing	59
Penalty	11
YDS GAINED (tot)	2292
Avg per Game	327.4
RUSHING (net)	1066
Avg per Game	152.3
Rushes	200
Yards per Rush	5.3
PASSING (net)	1226
Avg per Game	175.1
Passes Att.	195
Completed	117
Pct Completed	60.0
Yards Gained	1307
Sacked	17
Yards Lost	81
Had intercepted	2
Yards Opp Ret	0
Opp TDs on Int	0
PUNTS	35
Avg Yards	43.3
PUNT RETURNS	12
Avg Return	10.8
Returned for TD	0
KICKOFF RETURNS	16
Avg Return	20.6
Returned for TD	0
PENALTIES	49
Yards Penalized	459
FUMBLES BY	8
Fumbles Lost	2
Opp Fumbles	15
Opp Fum Lost	6
POSS. TIME (avg)	27:32
TOUCHDOWNS	23
Rushing	11
Passing	9
Returns	3
EXTRA-PT KICKS	20/22
2-PT CONVERSIONS	1/1
FIELD GOALS/FGA	9/11
POINTS SCORED	187

<b>DEFENSE</b>	<b>Buff.</b>
POINTS ALLOWED	131
OPP FIRST DOWNS	149
Rushing	51
Passing	83
Penalty	15
OPP YARDS GAINED	2525
Avg per Game	360.7
OPP RUSHING(net)	875
Avg per Game	125.0
Rushes	206
Yards per Rush	4.2
OPP PASSING(net)	1650
Avg per Game	235.7

Passes Att.	229
Completed	138
Pct Completed	60.3
Sacked	21
Yards Lost	136
INTERCEPTED BY	6
Yards Returned	92
Returned for TD	1
OPP PUNT RETURNS	15
Avg return	3.9
OPP KICKOFF RET	23
Avg return	18.4
OPP TOUCHDOWNS	12
Rushing	8
Passing	4
Returns	0

**WEEK 7 / THROUGH MONDAY, OCTOBER 24, 2016**

TEAM RANKINGS

**American Football Conference**

**Offense                      Defense**

**Total Rush Pass Total Rush Pass**

Buff.	13	1	16	9	12	6
-------	----	---	----	---	----	---

**National Football League**

**Offense                      Defense**

**Total Rush Pass Total Rush Pass**

Buff.	25	2	31	18	27	11
-------	----	---	----	----	----	----

T = Tied for position

\* = League Leader

**WEEK 7 / THROUGH MONDAY, OCTOBER 24, 2016**

**AFC / TEAM/OFFENSE RANK**

Tm	(A)	(B)	(C)	(D)	(E)	(F)	(G)	(H)	(I)	(J)	(K)	(L)	(M)	(N)	(O)	(P)	(Q)
BUF	13	9	1	1	16	14	4	14	15	12	2	6	9	14	9	3	9

**AFC / OPPONENT/DEFENSE RANK**

Tm	(A)	(B)	(C)	(D)	(E)	(F)	(G)	(H)	(I)	(J)	(K)	(L)	(M)	(N)	(O)	(P)	(Q)	(R)	(S)
BUF	9	8	12	8	6	8	6	2	13	5	3t	1	3	2	3	3	13t	2	14

- (A) Total Yards per Game
- (B) Yards per Play
- (C) Rushing Yards per Game
- (D) Rushing Yards per Attempt
- (E) Passing Net Yards per Game
- (F) Passing Net Yards per Play
- (G) Passing, Percent Had Intercepted
- (H) Sacks per Pass Play
- (I) First Downs per Game
- (J) Third Down Efficiency
- (K) Fourth Down Efficiency
- (L) Punt Return Average
- (M) Kickoff Return Average
- (N) Gross Punting Average
- (O) Net Punting Average
- (P) Points per Game
- (Q) Field Goal Percentage

- (R) Points per Game Differential
- (S) Net Yards per Game Differential

**WEEK 7 / THROUGH MONDAY, OCTOBER 24, 2016**

**NFL / TEAM/OFFENSE RANK**

Tm	(A)	(B)	(C)	(D)	(E)	(F)	(G)	(H)	(I)	(J)	(K)	(L)	(M)	(N)	(O)	(P)	(Q)
BUF	25	17	2	1	31	29	7	30	29	24	6	14	20	27	16	6	19

- (A) Total Yards per Game
- (B) Yards per Play
- (C) Rushing Yards per Game
- (D) Rushing Yards per Attempt
- (E) Passing Net Yards per Game
- (F) Passing Net Yards per Play
- (G) Passing, Percent Had Intercepted
- (H) Sacks per Pass Play
- (I) First Downs per Game
- (J) Third Down Efficiency
- (K) Fourth Down Efficiency
- (L) Punt Return Average
- (M) Kickoff Return Average
- (N) Gross Punting Average
- (O) Net Punting Average
- (P) Points per Game
- (Q) Field Goal Percentage

**WEEK 7 / THROUGH MONDAY, OCTOBER 24, 2016**

**NFL / OPPONENT/DEFENSE RANK**

Tm	(A)	(B)	(C)	(D)	(E)	(F)	(G)	(H)	(I)	(J)	(K)	(L)	(M)	(N)	(O)	(P)	(Q)	(R)	(S)
BUF	18	16	27	18	11	17	9	4	21t	9	4t	1	5	3	5	8	29t	4	27

- (A) Total Yards per Game
- (B) Yards per Play
- (C) Rushing Yards per Game
- (D) Rushing Yards per Attempt
- (E) Passing Net Yards per Game
- (F) Passing Net Yards per Play
- (G) Passing, Percent Had Intercepted
- (H) Sacks per Pass Play
- (I) First Downs per Game
- (J) Third Down Efficiency
- (K) Fourth Down Efficiency
- (L) Punt Return Average
- (M) Kickoff Return Average
- (N) Gross Punting Average
- (O) Net Punting Average
- (P) Points per Game
- (Q) Field Goal Percentage
- (R) Points per Game Differential
- (S) Net Yards per Game Differential

**WEEK 7 / THROUGH MONDAY, OCTOBER 24, 2016**

**AFC / TOTAL OFFENSE**

Rank	Team	Total Rushing	Passing	Total Rushing	Passing
13)	Buffalo	2292	1066	1226	327.4 152.3 175.1

**AFC / TOTAL DEFENSE**

Rank	Team	Total Rushing	Passing	Total Rushing	Passing
9)	Buffalo	2525	875	1650	360.7 125.0 235.7

WEEK 7 / THROUGH MONDAY, OCTOBER 24, 2016

NFL / TOTAL OFFENSE

Rank	Team	Total Rushing	Passing	Total Rushing	Passing
25)	Buffalo	2292	1066	1226	327.4 152.3 175.1

NFL / TOTAL DEFENSE

Rank	Team	Total Rushing	Passing	Total Rushing	Passing
18)	Buffalo	2525	875	1650	360.7 125.0 235.7

WEEK 7 / THROUGH MONDAY, OCTOBER 24, 2016

AFC / TAKE-AWAYS, GIVE-AWAYS

Rank	Team	TAKE-AWAYS			GIVE-AWAYS			Net Diff
		Int	Fum	Total	Int	Fum	Total	
1t)	Buffalo	6	6	12	2	2	4	= +8

NFL / TAKE-AWAYS, GIVE-AWAYS

Rank	Team	TAKE-AWAYS			GIVE-AWAYS			Net Diff
		Int	Fum	Total	Int	Fum	Total	
2t)	Buffalo	6	6	12	2	2	4	= +8

WEEK 7 / THROUGH MONDAY, OCTOBER 24, 2016

AFC / TEAM/OFFENSE INSIDE THE 20

Rank	Team	Poss	Pts	TD	TD%	FG	Score	Score%
3)	Buffalo	18	103	13	72.2	4	17	94.4

AFC / OPPONENTS/DEFENSE INSIDE THE 20

Rank	Team	Poss	Pts	TD	TD%	FG	Score	Score%
1)	Buffalo	22	87	8	36.4	10	18	81.8

WEEK 7 / THROUGH MONDAY, OCTOBER 24, 2016

NFL / TEAM/OFFENSE INSIDE THE 20

Rank	Team	Poss	Pts	TD	TD%	FG	Score	Score%
5)	Buffalo	18	103	13	72.2	4	17	94.4

NFL / OPPONENTS/DEFENSE INSIDE THE 20

Rank	Team	Poss	Pts	TD	TD%	FG	Score	Score%
1)	Buffalo	22	87	8	36.4	10	18	81.8

WEEK 7 / THROUGH MONDAY, OCTOBER 24, 2016

AFC / OFFENSE/TEAMS: FIRST DOWNS, THIRD DOWNS, FOURTH DOWNS

Rank	Team	FIRST DOWNS				THIRD DOWNS			FOURTH DOWNS		
		Total	Rush	Pass	Pen	Made	Att	Pct	Made	Att	Pct
15)	Buffalo	127	57	59	11	32	89	36.0	3	4	75.0

AFC / DEFENSE/OPPONENTS: FIRST DOWNS, THIRD DOWNS, FOURTH DOWNS

Rank	Team	FIRST DOWNS				THIRD DOWNS			FOURTH DOWNS		
		Total	Rush	Pass	Pen	Made	Att	Pct	Made	Att	Pct
13)	Buffalo	149	51	83	15	32	92	34.8	2	9	22.2

NFL / OFFENSE/TEAMS: FIRST DOWNS, THIRD DOWNS, FOURTH DOWNS

Rank	Team	FIRST DOWNS				THIRD DOWNS			FOURTH DOWNS		
		Total	Rush	Pass	Pen	Made	Att	Pct	Made	Att	Pct
29)	Buffalo	127	57	59	11	32	89	36.0	3	4	75.0

NFL / DEFENSE/OPPONENTS: FIRST DOWNS, THIRD DOWNS, FOURTH DOWNS

Rank	Team	FIRST DOWNS				THIRD DOWNS			FOURTH DOWNS		
		Total	Rush	Pass	Pen	Made	Att	Pct	Made	Att	Pct
21t)	Buffalo	149	51	83	15	32	92	34.8	2	9	22.2

WEEK 7 / THROUGH MONDAY, OCTOBER 24, 2016

AFC / FIRST-DOWN PLAYS BY TEAMS

Rank	Team	Yds/Play	Plays	Yards
5)	Buffalo	5.54	180	998

AFC / FIRST-DOWN PLAYS BY OPPONENTS

Rank	Team	Yds/Play	Plays	Yards
13)	Buffalo	5.97	208	1241

WEEK 7 / THROUGH MONDAY, OCTOBER 24, 2016

NFL / FIRST-DOWN PLAYS BY TEAMS

Rank	Team	Yds/Play	Plays	Yards
11)	Buffalo	5.54	180	998

NFL / FIRST-DOWN PLAYS BY OPPONENTS

Rank	Team	Yds/Play	Plays	Yards
23)	Buffalo	5.97	208	1241

WEEK 7 / THROUGH MONDAY, OCTOBER 24, 2016

AFC / KICKOFFS (Receiving Team)

Rank	Team	TotKO	AdjKO	TB	TB%	EZ	EZ%	OB	I20	Avg.Start
5)	Buffalo	34	34	18	52.9	25	73.5	0	3	24.6

AFC / KICKOFFS (Kicking Team)

Rank	Team	TotKO	AdjKO	TB	TB%	EZ	EZ%	OB	I20	Avg.Start
2)	Buffalo	39	36	15	41.7	25	64.1	0	11	23.5

Note: Average team drive start DOES NOT include onside kicks or kickoffs at the end of a half unless either kickoff is returned for a touchdown. All other kickoffs (returned kickoffs, fair catches, touchback and kickoffs out of bounds) are included. Kickoffs resulting in the kicking team retaining possession are not included.

ADJ KO: Adjusted kickoffs are used to compute the Avg. Team Drive Start.

I20: The number of drives that start inside (not including) the 20 yd line.

WEEK 7 / THROUGH MONDAY, OCTOBER 24, 2016

**NFL / KICKOFFS (Receiving Team)**

Rank	Team	TotKO	AdjKO	TB	TB%	EZ	EZ%	OB	I20	Avg.Start
14)	Buffalo	34	34	18	52.9	25	73.5	0	3	24.6

Note: Average opponent drive start DOES NOT include onside kicks or kickoffs at the end of a half unless either kickoff is returned for a touchdown. All other kickoffs (returned kickoffs, fair catches, touchback and kickoffs out of bounds) are included. Kickoffs resulting in the kicking team retaining possession are not included.

ADJ KO: Adjusted kickoffs are used to compute the Avg. Team Drive Start.

I20: The number of drives that start inside (not including) the 20 yd line.

WEEK 7 / THROUGH MONDAY, OCTOBER 24, 2016

**NFL / KICKOFFS (Kicking Team)**

Rank	Team	TotKO	AdjKO	TB	TB%	EZ	EZ%	OB	I20	Avg.Start
4)	Buffalo	39	36	15	41.7	25	64.1	0	11	23.5

Note: Average team drive start DOES NOT include onside kicks or kickoffs at the end of a half unless either kickoff is returned for a touchdown. All other kickoffs (returned kickoffs, fair catches, touchback and kickoffs out of bounds) are included. Kickoffs resulting in the kicking team retaining possession are not included.

ADJ KO: Adjusted kickoffs are used to compute the Avg. Team Drive Start.

I20: The number of drives that start inside (not including) the 20 yd line.

WEEK 7 / THROUGH MONDAY, OCTOBER 24, 2016

**AFC / SINGLE-GAME HIGHS / PLAYERS**

**Longest Pass**-- 84, Taylor, Buff. vs. NY-J, 9/15, (to Goodwin, Marquise, td)  
**Kickoff Return Yards**-- 125, Tate, Buff. vs. NY-J, 9/15, (5-125, 0 td)  
**Kickoff Returns**-- 5, Tate, Buff. vs. NY-J, 9/15, (5-125, 0 td)

**100-Yard Receiving Games**

112, Goodwin, BUF vs. NYJ 09/15 (2 rec., 1 TD)

WEEK 7 / THROUGH MONDAY, OCTOBER 24, 2016

**100-Yard Rushing Games**

150, McCoy, BUF at LA 10/09 (18 att., 0 TD)  
140, McCoy, BUF vs. SF 10/16 (19 att., 3 TD)  
110, McCoy, BUF vs. ARI 09/25 (17 att., 2 TD)

WEEK 7 / THROUGH MONDAY, OCTOBER 24, 2016

**AFC / LEADING PASSERS**

			Pct		Avg		Pct		Pct	Rating
Taylor, Buf.	192	116	60.4	1297	6.76	9	4.7	84t	2	1.0 91.9

**AFC / LEADING PASSERS, RANKS**

			Pct		Avg		Pct		Pct	Rating
Taylor, Buf.	13	13	13	13	12	6t	7	3t	5	9

WEEK 7 / THROUGH MONDAY, OCTOBER 24, 2016

**AFC / FOURTH-QUARTER PASSING LEADERS**

Rank	Player, Team	Att	Comp	Comp%	Yards	YPA	TD	TD%	Int	Int%	Rating
12)	Taylor, Buf.	42	24	57.1	267	6.36	3	7.1	1	2.4	90.1

**WEEK 7 / THROUGH MONDAY, OCTOBER 24, 2016****AFC / THIRD-DOWN PASSING LEADERS**

Rank	Player, Team	Att	Comp	Comp%	Yards	YPA	TD	TD%	Int	Int%	Rating
5)	Taylor, Buf.	54	30	55.6	434	8.04	4	7.4	2	3.7	91.1

**WEEK 7 / THROUGH MONDAY, OCTOBER 24, 2016****AFC / LEADING RUSHERS**

Rank	Player, Team	Att	Yards	Avg	Long	TD
2)	McCoy, Buf.	112	598	5.3	53	6
16)	Taylor, Buf. (QB)	41	271	6.6	49	2
28t)	Gillislee, Buf.	22	137	6.2	44t	2

**WEEK 7 / THROUGH MONDAY, OCTOBER 24, 2016****AFC / THIRD-AND-ONE RUSHING LEADERS**

Rank	Player, Team	Att	FD	Pct
13t)	Felton, Buf.	3	2	66.7

**WEEK 7 / THROUGH MONDAY, OCTOBER 24, 2016****AFC / LEADERS IN RECEPTIONS**

Rank	Player, Team	Rec	Yards	Avg	Long	TD
32)	Woods, Buf.	25	240	9.6	24	1
33t)	Clay, Buf. (TE)	24	268	11.2	33	0
44t)	McCoy, Buf. (RB)	20	97	4.9	13	1

**WEEK 7 / THROUGH MONDAY, OCTOBER 24, 2016****AFC / RECEIVING YARDAGE LEADERS**

Rank	Player, Team	Yards	Rec	Avg	Long	TD
38)	Clay, Buf. (TE)	268	24	11.2	33	0
40)	Goodwin, Buf.	258	12	21.5	84t	3
46)	Woods, Buf.	240	25	9.6	24	1

**WEEK 7 / THROUGH MONDAY, OCTOBER 24, 2016****AFC / THIRD-DOWN RECEIVING LEADERS**

Rank	Player, Team	Rec	Yards	Avg	Long	TD
24t)	Woods, Buf.	7	56	8.0	17	0
33t)	Clay, Buf. (TE)	6	77	12.8	33	0

**WEEK 7 / THROUGH MONDAY, OCTOBER 24, 2016****AFC / LEADING SCORERS, NONKICKERS**

Rank	Player, Team	TD	Rush	Rec	Ret	X2	Pts
3t)	McCoy, Buf. (RB)	7	6	1	0	0	42
22t)	Gillislee, Buf. (RB)	3	2	1	0	0	18
22t)	Goodwin, Buf. (WR)	3	0	3	0	0	18
41t)	Hunter, Mia.-Buf. (WR)	2	0	2	0	0	12
41t)	Robey-Coleman, Buf. (DB)	2	0	0	2	0	12
41t)	Taylor, Buf. (QB)	2	2	0	0	0	12

**WEEK 7 / THROUGH MONDAY, OCTOBER 24, 2016****AFC / LEADING SCORERS, KICKERS**

Rank	Player, Team	PAT	FG	Pct	Long	Pts
8t)	Carpenter, Buf.	20/22	9/11	.818	45	47



**AFC / TOUCHBACKS ON KICKOFFS**

Rank	Player, Team	TB
15)	Carpenter, Buf.	10
16)	Gay, Buf.	5

**WEEK 7 / THROUGH MONDAY, OCTOBER 24, 2016****AFC / MOST YARDS FROM SCRIMMAGE**

Rank	Player, Team	Total Yards	Att+Rec	Avg	Rushing Yards	Att	Avg	Receiving Yards	Rec	Avg
5)	McCoy, Buf. (RB)	695	132	5.3	598	112	5.3	97	20	4.9

**WEEK 7 / THROUGH MONDAY, OCTOBER 24, 2016****AFC / LEADERS IN FIRST DOWNS**

Rank	Player, Team	Rush	Rec	Tot
7t)	McCoy, Buf. (RB)	26	5	31
43t)	Woods, Buf. (WR)	1	15	16
46t)	Taylor, Buf. (QB)	15	0	15

**WEEK 7 / THROUGH MONDAY, OCTOBER 24, 2016****AFC / LEADING PUNTERS**

Rank	Player, Team	No	Yards	Lg	Avg	TB	Blk	Dwn	OB	Opp Ret	In	Net	
14)	Schmidt, Buf.	35	1516	58	43.3	2	0	4	10	15	59	12	40.5

**AFC / LEADING PUNTERS, NET AVERAGE**

Rank	Player, Team	No	Yards	Lg	Avg	TB	Blk	Dwn	OB	Opp Ret	In	Net	
9)	Schmidt, Buf.	35	1516	58	43.3	2	0	4	10	15	59	12	40.5

**WEEK 7 / THROUGH MONDAY, OCTOBER 24, 2016****AFC / PUNT RETURN LEADERS**

Rank	Player, Team	Ret	FC	Yards	Avg	Long	TD
5)	Tate, Buf.	12	6	130	10.8	31	0

**AFC / KICKOFF RETURN LEADERS**

Rank	Player, Team	Ret	Yards	Avg	Long	TD
6)	Tate, Buf.	12	276	23.0	45	0

**WEEK 7 / THROUGH MONDAY, OCTOBER 24, 2016****AFC / LEADERS IN INTERCEPTIONS**

Rank	Player, Team	Int	Yards	Avg	Long	TD
5t)	Gilmore, Buf.	2	48	24.0	34	0
5t)	Robey-Coleman, Buf.	2	44	22.0	41t	1
19t)	Graham, Buf.	1	0	0.0	0	0
19t)	White, Buf.	1	0	0.0	0	0

**WEEK 7 / THROUGH MONDAY, OCTOBER 24, 2016****AFC / LEADERS IN SACKS**

Rank	Player, Team	Sacks
1)	Alexander, Buf. (LB)	9.0
11t)	Hughes, Buf. (LB)	4.0
33t)	Z. Brown, Buf. (LB)	2.0
33t)	*A. Washington, Buf. (DE)	2.0
47t)	Douzable, Buf. (DT)	1.5
47t)	K. Williams, Buf. (DE)	1.5

WEEK 7 / THROUGH MONDAY, OCTOBER 24, 2016

AFC / FUMBLE RECOVERIES

Rank	Player, Team	TotRec	OffRec	DefRec
3t)	P. Brown, Buf.	2	0	2
3t)	Taylor, Buf.	2	2	0

WEEK 7 / THROUGH MONDAY, OCTOBER 24, 2016

AFC / OFFENSIVE FUMBLE RECOVERIES

Rank	Player, Team	Ret	Yards	Avg	Long	TD
3t)	Taylor, Buf.	2	-3	-1.5	0	0
15t)	Manuel, Buf.	1	0	0.0	0	0
15t)	McCoy, Buf.	1	0	0.0	0	0
15t)	Mills, Buf.	1	0	0.0	0	0

WEEK 7 / THROUGH MONDAY, OCTOBER 24, 2016

AFC / DEFENSIVE FUMBLE RECOVERIES

Rank	Player, Team	Ret	Yards	Avg	Long	TD
1t)	P. Brown, Buf.	2	0	0.0	0	0
7t)	A. Williams, Buf.	1	53	53.0	53t	1
7t)	Robey-Coleman, Buf.	1	36	36.0	36t	1
7t)	Graham, Buf.	1	0	0.0	0	0
7t)	Meeks, Buf.	1	0	0.0	0	0

WEEK 7 / THROUGH MONDAY, OCTOBER 24, 2016

NFL / LEADING PASSERS

Player, Team	Att	Comp	Pct Comp	Yds	Avg Gain	TD	Pct TD	Long	Int	Pct Int	Rating
Taylor, Buf.	192	116	60.4	1297	6.76	9	4.7	84t	2	1.0	91.9

NFL / LEADING PASSERS, RANKS

Player, Team	Att	Comp	Pct Comp	Yds	Avg Gain	TD	Pct TD	Long	Int	Pct Int	Rating
Taylor, Buf.	24	26	25	26	25	12t	12		7t	9	18

WEEK 7 / THROUGH MONDAY, OCTOBER 24, 2016

NFL / FOURTH-QUARTER PASSING LEADERS

Rank	Player, Team	Att	Comp	Comp%	Yards	YPA	TD	TD%	Int	Int%	Rating
20)	Taylor, Buf.	42	24	57.1	267	6.36	3	7.1	1	2.4	90.1

NFL / THIRD-DOWN PASSING LEADERS

Rank	Player, Team	Att	Comp	Comp%	Yards	YPA	TD	TD%	Int	Int%	Rating
12)	Taylor, Buf.	54	30	55.6	434	8.04	4	7.4	2	3.7	91.1

WEEK 7 / THROUGH MONDAY, OCTOBER 24, 2016

NFL / LEADING RUSHERS

Rank	Player, Team	Att	Yards	Avg	Long	TD
4)	McCoy, Buf.	112	598	5.3	53	6
27)	Taylor, Buf. (QB)	41	271	6.6	49	2

WEEK 7 / THROUGH MONDAY, OCTOBER 24, 2016

NFL / THIRD-AND-ONE RUSHING LEADERS

Rank	Player, Team	Att	FD	Pct
28t)	Felton, Buf.	3	2	66.7

WEEK 7 / THROUGH MONDAY, OCTOBER 24, 2016

**NFL / THIRD-DOWN RECEIVING LEADERS**

Rank	Player, Team	Rec	Yards	Avg	Long	TD
50t)	Woods, Buf.	7	56	8.0	17	0

**WEEK 7 / THROUGH MONDAY, OCTOBER 24, 2016****NFL / LEADING SCORERS, NONKICKERS**

Rank	Player, Team	TD	Rush	Rec	Ret	X2	Pts
4t)	McCoy, Buf. (RB)	7	6	1	0	0	42
42t)	Gillislee, Buf. (RB)	3	2	1	0	0	18
42t)	Goodwin, Buf. (WR)	3	0	3	0	0	18

**WEEK 7 / THROUGH MONDAY, OCTOBER 24, 2016****NFL / LEADING SCORERS, KICKERS**

Rank	Player, Team	PAT	FG	Pct	Long	Pts
14t)	Carpenter, Buf.	20/22	9/11	.818	45	47

**NFL / TOUCHBACKS ON KICKOFFS**

Rank	Player, Team	TB
31)	Carpenter, Buf.	10
32)	Gay, Buf.	5

**WEEK 7 / THROUGH MONDAY, OCTOBER 24, 2016****NFL / MOST YARDS FROM SCRIMMAGE**

Rank	Player, Team	Yards	Total		Rushing			Receiving		
			Att	Rec	Avg	Yards	Att	Avg	Yards	Rec
8)	McCoy, Buf. (RB)	695	132	5.3	598	112	5.3	97	20	4.9

**WEEK 7 / THROUGH MONDAY, OCTOBER 24, 2016****NFL / LEADERS IN FIRST DOWNS**

Rank	Player, Team	Rush	Rec	Tot
13t)	McCoy, Buf. (RB)	26	5	31

**WEEK 7 / THROUGH MONDAY, OCTOBER 24, 2016****NFL / LEADING PUNTERS**

Rank	Player, Team	No	Yards	Lg	Avg	TB	Blk	Dwn	OB	Ret	Yds	In	Net
													20
27)	Schmidt, Buf.	35	1516	58	43.3	2	0	4	10	15	59	12	40.5

**NFL / LEADING PUNTERS, NET AVERAGE**

Rank	Player, Team	No	Yards	Lg	Avg	TB	Blk	Dwn	OB	Ret	Yds	In	Net
													20
16)	Schmidt, Buf.	35	1516	58	43.3	2	0	4	10	15	59	12	40.5

**WEEK 7 / THROUGH MONDAY, OCTOBER 24, 2016****NFL / PUNT RETURN LEADERS**

Rank	Player, Team	Ret	FC	Yards	Avg	Long	TD
12)	Tate, Buf.	12	6	130	10.8	31	0

**NFL / KICKOFF RETURN LEADERS**

Rank	Player, Team	Ret	Yards	Avg	Long	TD
------	--------------	-----	-------	-----	------	----

8) Tate, Buf. 12 276 23.0 45 0

WEEK 7 / THROUGH MONDAY, OCTOBER 24, 2016

NFL / LEADERS IN INTERCEPTIONS

Rank	Player, Team	Int	Yards	Avg	Long	TD
7t)	Gilmore, Buf.	2	48	24.0	34	0
7t)	Robey-Coleman, Buf.	2	44	22.0	41t	1

WEEK 7 / THROUGH MONDAY, OCTOBER 24, 2016

NFL / LEADERS IN SACKS

Rank	Player, Team	Sacks
1)	Alexander, Buf. (LB)	9.0
2t)	Hughes, Buf. (LB)	4.0

WEEK 7 / THROUGH MONDAY, OCTOBER 24, 2016

NFL / FUMBLE RECOVERIES

Rank	Player, Team	TotRec	OffRec	DefRec
8t)	P. Brown, Buf.	2	0	2
8t)	Taylor, Buf.	2	2	0

WEEK 7 / THROUGH MONDAY, OCTOBER 24, 2016

NFL / OFFENSIVE FUMBLE RECOVERIES

Rank	Player, Team	Ret	Yards	Avg	Long	TD
8t)	Taylor, Buf.	2	-3	-1.5	0	0

NFL / DEFENSIVE FUMBLE RECOVERIES

Rank	Player, Team	Ret	Yards	Avg	Long	TD
1t)	P. Brown, Buf.	2	0	0.0	0	0

WEEK 7 / THROUGH MONDAY, OCTOBER 24, 2016

Team/Offense Rank (Within League)

**BUF**

- 25 TYds/G
- 17 TYds/P
- 2 RYds/G
- 1 RshAvg
- 31 PsYd/G
- 29 PasAvg
- 7 %HdInt
- 30 Sac/PP
- 29 1D/Gm
- 24 3D Eff
- 6 4D Eff
- 14 PR Avg
- 20 KR Avg
- 27 GPntAv
- 16 NPntAv
- 6 Pts/Gm
- 19 FG%

Opponent/Defense Rank (Within League)

**BUF**

- 18 TYds/G
- 16 TYds/P
- 27 RYds/G
- 18 RshAvg
- 11 PsYd/G
- 17 PasAvg
- 9 %HdInt
- 4 Sac/PP
- 21t 1D/Gm

9 3D Eff  
4t 4D Eff  
1 PR Avg  
5 KR Avg  
3 GPntAv  
5 NPntAv  
8 Pts/Gm  
29t FG%

# BILLS POST-GAME NOTES

Sun., Oct. 23, 2016  
Bills (4-3) at Dolphins (3-4)



28



25

**BILLS HAVE WINNING STREAK HALTED** – With today’s loss, the Bills fell to 4-3 on the season and had their four-game winning streak snapped ... Buffalo also had 2-game series winning streak snapped, but has still won 5 of last 7 meetings vs. Miami ... Bills are now 42-58-1 all-time vs. Dolphins ... neither team committed a turnover in the game, marking the 11th game in Bills history in which neither team had a turnover; the last such occasion was on 9/21/14 vs. S.D. ... Each team had a 2-point conversion today, marking the 4th time in Bills history in which both Buffalo and its opponent scored on a 2-pt. try; the other occasions were all in AFL games: 9/10/61 vs. Den., 9/22/63 vs. K.C., and 11/15/64 vs. Bos. ... Dolphins rushed for 256 yds., the most yielded by Bills since 267 at N.E., 12/29/13.

**KEEPING THE SCOREBOARD OPERATOR BUSY** - With their 25-point output today, the Bills increased their season point total to 187 ... the figure is the 8<sup>th</sup> most ever by a Bills team in its first 7 games, and are the most since the 2011 squad scored 211 ... Buffalo has also scored 100 points in its last 3 games, the 25<sup>th</sup> time in club history with 100+ over a 3-game stretch and the first since games 1-3, 2015 (27, 32, 41).

88 MARQUISE GOODWIN				WR, 4 <sup>TH</sup> YEAR, TEXAS	
<b>RECEIVING</b>	<b>NO</b>	<b>YDS</b>	<b>TD</b>		
Today	4	93	1	<ul style="list-style-type: none"> <li>Scored <u>TD on 67-yd rec.</u> in 3<sup>rd</sup> qtr. to put Bills up 17-6 ... TD was 6<sup>th</sup> of NFL career and 3<sup>rd</sup> of season (had 84-yd. TD rec. 9/15 vs. N.Y.J. and 5-yd. TD catch 10/9 at L.A.) ... <u>5 of 6 career TDs have covered 40+ yds.</u> (others of 40+ yds: 40 yds. vs. Cin., 10/13/13; 59 yds. vs. K.C., 11/3/13; 43 yds. vs. N.Y.J., 11/17/13; 84 yds. vs. N.Y.J., 9/15/16)</li> <li>3 TDs in 2016 ties personal season high (had 3 in 2013)</li> <li>Bills are now 2-4 when Goodwin scores TD</li> <li>4 rec. are 2<sup>nd</sup> most in career, behind 6 vs. N.Y.J., 11/17/13</li> <li>93 rec. yds. are also 2<sup>nd</sup> most in career, behind 112 yds. vs. N.Y.J., 9/15/16</li> <li>Extended rec. streak to 6 games, continuing 2<sup>nd</sup> rec. streak of career and extending career-long (had 4-game streak as rookie in games 8-11, 2013)</li> <li>2 of today’s rec. resulted in first down ... 23 of 30 career rec. (76.7%) have moved the chains</li> </ul>	
Season	12	258	3		
Career	32	607	6		

22 REGGIE BUSH				RB, 11 <sup>TH</sup> YEAR (1 <sup>ST</sup> WITH BILLS), SOUTHERN CALIFORNIA	
<b>RUSHING</b>	<b>ATT</b>	<b>YDS</b>	<b>TD</b>		
Today	1	1	1	<ul style="list-style-type: none"> <li>Scored <u>TD on 1-yd. rush</u> in 4th qtr., and added 2-pt. conversion to trim Dolphins lead to 28-25 ... has scored 58 overall TDs in NFL career, 36 via rush, 18 via rec., 4 via punt ret. ... Is one of 3 active NFL players with 35+ rush TDs and 15+ rec. TDs, along with Matt Forte (49 rush, 20 rec., incl. 2 TDs today for N.Y.J. vs. Bal.) and Jamaal Charles (43 rush, 20 rec., none today for K.C. at N.O.)</li> <li>First TD since 14-yd. rushing score with Det. at Chi., 12/21/14</li> <li>Bush’s teams are 32-12 when scoring TD (8-3 with 2, 2-0 with 3, 1-0 with 4)</li> <li>2-point conversion was 4<sup>th</sup> of career, first since scoring twice 11/11/07 with N.O. vs. St.L</li> <li>1 rushing yd. today ... increased career rushing yd. total to 5,499 ... figure remains 104<sup>th</sup> on league’s all-time chart ... needs 86 yds. to tie #102 Joe Morris (5,585)</li> <li>Rec. today was first since recording 3 with S.F. vs. Sea., 10/22/15 ... has had rec. in 113 of 126 career games ... had been held without rec. in 5 straight games; today’s catch ended first such streak of career</li> <li>471 career rec. remains 20<sup>th</sup> all-time by RB in NFL history ... needs 1 rec. to tie #19 Thurman Thomas (472) ... rec. figure ranks 3<sup>rd</sup> among active RBs, behind Darren Sproles (490, incl. 2 today for Phi. vs. Min.) and Matt Forte (505, incl. 4 today for N.Y.J. vs. Bal.)</li> <li>3,521 career rec. yds. are 3<sup>rd</sup> most in NFL by active RB, behind Darren Sproles (4,366, incl. 23 today for Phi. vs. Min.) and Matt Forte (4,263, incl. 54 today for N.Y.J. vs. Bal.)</li> <li>Career scrimmage yardage total now stands at 9,020 (5,499 rush + 3,521 rec.) ... figure remains 133<sup>rd</sup> on NFL all-time list, 1 behind #132 Bill Brown (9,021) ... also within 100 or less of #131 Chuck Muncie (9,025), #130 Frank Gifford (9,043), #129 Harold Carmichael (9,049), #128 Wes Chandler (9,050), #127 Tony Martin (9,062), #126 Mark Clayton (9,082), #125 Roy Green (9,105), and #124 Chuck Foreman (9,106)</li> <li>Gained <u>22 yds. on 2<sup>nd</sup> kickoff return of NFL career</u> ... other KOR occurred 12/19/10 with N.O. at Bal. (32 yds.)</li> </ul>	
Season	7	6	1		
Career	1,281	5,499	36		
<b>RECEIVING</b>	<b>REC</b>	<b>YDS</b>	<b>TD</b>		
Today	1	13	0		
Season	1	13	0		
Career	471	3,521	18		
<b>KICKOFF RET.</b>	<b>NO</b>	<b>YDS</b>	<b>AVG</b>		
Today	1	22	22.0		
Season	1	22	22.0		
Career	2	54	27.0		

57 LORENZO ALEXANDER					LB, 10 <sup>TH</sup> YEAR (1 <sup>ST</sup> WITH BILLS), CALIFORNIA	
	<b>SACKS</b>	<b>INT</b>	<b>FF</b>	<b>FR</b>		
Today	1.0	0	0	0	<ul style="list-style-type: none"> <li>Recorded Bills’ lone <u>sack</u> in 3<sup>rd</sup> qtr., <u>extending streak with at least ½ sack to seven games</u> ... continues 2<sup>nd</sup> streak of NFL career ... other streak occurred with Was. in games 13-14, 2009 (12/13 at Oak. &amp; 12/21 vs. N.Y.G.) ... <u>2<sup>nd</sup> time a Bill, since sacks became official statistic in 1982, has had streak of 7+ games</u>, joining Bruce Smith, who had a 9-game streak spanning games 11-16, 1986 and games 1-2 &amp; 6, 1987 (missed games 3-5) ... is also <u>first Bills LB ever with 7-game sack streak</u></li> <li>Alexander is <u>7<sup>th</sup> NFL player since 1982 to participate in sacks in first 7 games of season</u>, first since Jared Allen with Min. in 2011 ... Den.’s Von Miller, with ½ sack on Mon. night vs. Hou, could become 8<sup>th</sup></li> <li>Now has 18.0 takedowns in career and has team-high 9.0 this season</li> <li>Alexander’s teams are 9-7 when he participates in sack (5-3 with Was., 0-1 with Ari., 4-3 with Bills)</li> </ul>	
Season	9.0	0	3	0		
Career	18.0	0	5*	2*		
* –not incl. 1 FF & 1 FR on spec. teams						



5 TYROD TAYLOR							QB, 6 <sup>TH</sup> YEAR (2 <sup>ND</sup> WITH BILLS), VIRGINIA TECH
<b>PASSING</b>	<b>ATT</b>	<b>COM</b>	<b>YDS</b>	<b>PCT</b>	<b>TD</b>	<b>INT</b>	
Today	28	14	221	50.0	1	0	Official W-L record as NFL starting QB is now 11-9 (was not credited with start when he lined up at WR to begin 2015 opener vs. Ind.)
Season	192	116	1,297	60.4	9	2	Of 11 QBs in franchise history to make 20 official starts, Taylor is one of 5 with winning record, joining Joe Ferguson (14-6), Doug Flutie (14-6), Jack Kemp (12-7-1), and Trent Edwards (11-9)
Career	607	377	4,531	62.1	29	10	10-yd. TD rush in 2 <sup>nd</sup> qtr. gave Bills 10-3 lead ... 7 <sup>th</sup> career TD rush, 6 <sup>th</sup> with Bills, 2 <sup>nd</sup> this season (also had 20-yd. score vs. Ari. 9/25) ... 5 <sup>th</sup> Bills QB with 6+ rushing TDs in career, joining Jack Kemp (25), Joe Ferguson (10), Daryle Lamonica (8), and Jim Kelly (7)
With Bills	572	358	4,332	62.6	29	8	3 of 7 career TDs have given his team a lead
<b>RUSHING</b>	<b>ATT</b>	<b>YDS</b>	<b>TD</b>				
Today	7	35	1	Threw 67-yd. TD pass to Marquise Goodwin in 3 <sup>rd</sup> qtr. to give Bills 17-6 lead ... has TD pass in 16 of 21 starts in NFL			
Season	41	271	2	Has thrown 29 TD passes as Bill, 9 <sup>th</sup> on club all-time (see list, left) ... needs 4 to tie #8 J.P. Losman (33)			
Career	173	975	7	4 <sup>th</sup> time in career with passing TD and rushing TD in same game ... Taylor is 6 <sup>th</sup> player in Bills history with 4+ such games in career with team, joining Jack Kemp (13), Joe Ferguson (5), Jim Kelly (5), Daryle Lamonica (4), and EJ Manuel (4)			
With Bills	155	839	6	88.5 passer rating today ... has 80+ rating in 13 of 17 Bills games with 20+ att.			
<b>BILLS RECORD BOOK</b>							
<b>MOST TOUCHDOWN PASSES, CAREER</b>							
237 Jim Kelly 1986-96							
181 Joe Ferguson 1973-84							
80 Ryan Fitzpatrick 2009-12							
77 Jack Kemp 1962-69							
55 Drew Bledsoe 2002-04							
47 Doug Flutie 1998-2000							
35 Dennis Shaw 1970-73							
33 J.P. Losman 2004-08							
29 Tyrod Taylor, 2015-16							
27 Rob Johnson 1998-2001							
<b>BILLS RECORD BOOK</b>							
<b>HIGHEST PASSER RATING, CAREER (min. 250 att.)</b>							
96.9 Tyrod Taylor, 2015-16							
87.8 Kyle Orton, 2014							
85.5 Rob Johnson, 1998-2001							
84.4 Jim Kelly, 1986-96							
81.9 Frank Reich, 1985-94							
<b>BILLS RECORD BOOK</b>							
<b>HIGHEST COMPLETION PCT., CAREER (min. 250 att.)</b>							
64.21% Kyle Orton, 2014 (287-447)							
62.59% Tyrod Taylor, 2015 (358-572)							
60.93% Trent Edwards, 2007-10 (535-878)							
60.48% Rob Johnson, 1998-2001 (401-663)							
60.13% Jim Kelly, 1986-96 (2,874-4,780)							
Has averaged 7.57 yds. per att. as Bill, maintaining club career record (min. 250 att.) (2 <sup>nd</sup> highest: 7.42 by Jim Kelly (4,780-35,467))							
Completed 50.0% of pass att. today, reducing career completion rate with Bills to 62.59% ... figure ranks 2 <sup>nd</sup> on club chart (min. 250 att.), behind 64.21% by Kyle Orton (see list, left)							
Did not throw interception today, extending streak of att. without INT to 127 ... 2 <sup>nd</sup> streak of career of 100+ att. (first was club-record 222-att. streak in games 4-13, 2015 – inactive for games 6-7) ... streak is 19 <sup>th</sup> of 100+ in team history, and 127-att. stretch is 11 <sup>th</sup> longest in club records							
Interception rate of 1.40% with Bills remains club career record (min. 250 att.), ahead of 2.24% by Kyle Orton (447-10)							
35 rushing yds. today ... 16 <sup>th</sup> time as Bill with 20+ rushing yds. in game, 6 <sup>th</sup> in row (had 25 vs. N.Y.J. 9/15, 76 vs. Ari. 9/25, 28 at N.E. 10/2, 28 at L.A. 10/9, and 68 vs. S.F. last week) ... 16 games with 20+ rush yds. now tied for 3 <sup>rd</sup> by QB on Bills all-time list with Joe Ferguson (16) ... only Buffalo QBs with more are Doug Flutie (24) and Jim Kelly (17)							
839 rushing yds. in career with Bills ... figure now ranks 4 <sup>th</sup> by QB in Bills history ... today moved past Ryan Fitzpatrick (822) and trails only #3 Doug Flutie (885), #2 Jim Kelly (1,049), and #1 Joe Ferguson (1,174)							
7-of-13 for 137 yds. on 3 TD drives ... 1-of-3 for 15 yds. on FG drive							
95.9 QB rating in first 20 official starts is highest among 11 Bills QBs in their first 20 starts, ahead of 86.7 by Rob Johnson							
4,137 passing yds. in first 20 official starts is 5 <sup>th</sup> highest among Bills QBs, behind Drew Bledsoe (5,297), Jim Kelly (4,842), Doug Flutie (4,449), and Jack Kemp (4,369)							
28 passing TDs in first 20 official starts is tied with Drew Bledsoe (28) for 4 <sup>th</sup> highest among Bills QBs, behind Jim Kelly (31), Ryan Fitzpatrick (31), and Doug Flutie (29)							
798 rushing yds. is highest by any of Bills QB in first 20 official starts, ahead of 572 by Doug Flutie							

35 MIKE GILLISLEE				RB, 3 <sup>RD</sup> YEAR (2 <sup>ND</sup> WITH BILLS), FLORIDA
<b>RUSHING</b>	<b>ATT</b>	<b>YDS</b>	<b>TD</b>	
Today	5	20	0	5 rush att. ... has rushing attempts in 5 straight games, tying a career best (also had 5-game streak in games 12-16, 2015)
Season	22	137	2	Has rush att. in 11 of 15 career games
Career	75	425	5	Had Bills' longest rush of game, a 20-yd. gain on final play of 3 <sup>rd</sup> qtr. ... has 20+ yd. rush in 5 of 11 career games with rush ... following 44-yd. TD vs. S.F. last week, Gillislee has rushes of 20+ yds. in back-to-back games for 2 <sup>nd</sup> time in career ... had TD rush of 60 yds. at Was., 12/20/15 and added 50-yd. TD vs. Dal., 12/27/15
With Bills	69	404	5	

17 JUSTIN HUNTER				WR, 4 <sup>TH</sup> YEAR, TENNESSEE
<b>RECEIVING</b>	<b>NO</b>	<b>YDS</b>	<b>TD</b>	
Today	2	25	0	2 rec. are most since 4 with Ten. vs. Car., 11/15/15
Season	4	59	2	Has rec. in 32 of 39 career games played ... rec. in 3 straight games for first time since career-long 21-game streak with Ten. in 2014-15 ... 5 <sup>th</sup> rec. streak of career
Career	72	1,175	10	Both rec. today resulted in first down ... 53 of 72 career rec. (73.6%) have moved the chains



25 LeSEAN McCOY				RB, 8 <sup>TH</sup> YEAR (2 <sup>ND</sup> WITH BILLS), PITTSBURGH	
<b>RUSHING</b>	<b>ATT</b>	<b>YDS</b>	<b>TD</b>		<u>11 rush yds.</u> ... raised career rushing yd. total to 8,285 ... figure remains 41 <sup>st</sup> on league's all-time chart ... 93 yds. behind #40 Joe Perry (8,378)
Today	8	11	0		Has averaged 4.74 yds. per rush att. with Bills, the 3 <sup>rd</sup> highest in team history (min. 200 att.), trailing only C.J. Spiller (4.97) and O.J. Simpson (4.80) (see list, left)
Season	112	598	6		Season rushing avg. of 5.34 ranks 7 <sup>th</sup> on team chart (see list, left)
Career	1,776	8,285	53		Held without rec., snapping 8-game rec. streak ... has rec. in 20 of last 22 games (was last held without rec. 12/6/15 vs. Hou.) ... has rec. in 100 of 109 career games
With Bills	315	1,493	9		Career scrimmage yardage total now stands at 10,956 (8,285 rush + 2,671 rec.) ... figure remains 78 <sup>th</sup> on NFL all-time list ... within 150 or less of #77 Shaun Alexander (10,973), #76 Freeman McNeil (11,035), and #75 Marshawn Lynch (11,091)
<b>RECEIVING</b>	<b>REC</b>	<b>YDS</b>	<b>TD</b>		
Today	0	0	0		
Season	20	97	1		
Career	352	2,671	13		
With Bills	52	389	3		
<b>BILLS RECORD BOOK</b>					
<b>HIGHEST AVG. GAIN, RUSHING, CAREER (min. 200 att.)</b>					
4.97 C.J. Spiller 2010-14 (668-3,321)					
4.80 O.J. Simpson 1969-77 (2,123-10,183)					
4.74 LeSean McCoy 2015-16 (315-1,493)					
4.52 Cookie Gilchrist 1962-64 (676-3,056)					
4.41 Fred Jackson 2007-14 (1,279-5,646)					
<b>BILLS RECORD BOOK</b>					
<b>HIGHEST AVG. GAIN, RUSHING, SEASON (min. 100 att.)</b>					
6.03 O.J. Simpson 1973 (332-2,003)					
6.01 C.J. Spiller 2012 (207-1,244)					
5.52 O.J. Simpson 1975 (329-1,817)					
5.49 Fred Jackson 2011 (170-934)					
5.46 Tyrod Taylor 2015 (104-568)					
5.35 Wayne Crow 1962 (110-589)					
5.34 LeSean McCoy 2016 (112-598)					
5.24 C.J. Spiller 2011 (107-561)					
5.18 O.J. Simpson 1976 (290-1,503)					
5.12 Cookie Gilchrist 1962 (214-1,096)					

85 CHARLES CLAY				TE, 6 <sup>TH</sup> YEAR (2 <sup>ND</sup> WITH BILLS), TULSA	
<b>RECEIVING</b>	<b>REC</b>	<b>YDS</b>	<b>TD</b>		2 rec. today ... has rec. in 53 of last 54 games (was held without rec. vs. Ari. 9/25/16 to snap career-long 49-game rec. streak)
Today	2	29	0		Both rec. today resulted in a first down ... 124 of 236 career rec. (52.5%) have moved the chains ... 37 of 75 catches with Bills (49.3%) have resulted in a first down
Season	24	268	0		Today became 59 <sup>th</sup> player (and 11 <sup>th</sup> tight end) in Bills history with 75+ rec.
Career	236	2,605	17		
With Bills	75	796	3		

15 BRANDON TATE				WR, 8 <sup>TH</sup> YEAR (1 <sup>ST</sup> WITH BILLS), NORTH CAROLINA	
<b>RECEIVING</b>	<b>NO</b>	<b>YDS</b>	<b>TD</b>		Recorded first receptions since 4-yd. catch with Cin. vs. Cle., 11/5/15 ... 2 rec. are most since 2 with Cin. at Pit., 12/28/14 ... 31 rec. yds. are most since gaining 55 on only rec., 10/4/15 with Cin. vs. K.C.
Today	2	31	0		Returned 1 punt for 30 yds. ... has PR in 67 of last 87 NFL games
Season	2	31	0		<u>30-yd. punt return</u> in 1 <sup>st</sup> qtr. is 2 <sup>nd</sup> longest of season; had 31-yd. PR vs. Ari. 9/25, giving him 30+ yd. return in 2 of last 5 games
Career	59	932	6		Has PR in 7 straight games, longest streak since 11-game stretch with Cin. in games 2-12, 2015
<b>PUNT RET.</b>	<b>NO</b>	<b>YDS</b>	<b>AVG</b>	<b>TD</b>	Has PR in each of 7 games this season, longest streak by a Bill since Leodis McKelvin had return in first 9 games of 2014
Today	1	30	30.0	0	
Season	12	130	10.8	0	
Career	166	1,545	9.3	1	
<b>KICKOFF RET.</b>	<b>NO</b>	<b>YDS</b>	<b>AVG</b>	<b>TD</b>	Has 166 PR in NFL career ... Needs 34 to become 41 <sup>st</sup> player in league history with 200+
Today	2	41	20.5	0	Has 1,545 PR yds. in NFL career ... Needs 455 to become 38 <sup>th</sup> player in league history with 2,000+
Season	12	276	23.0	0	Returned 2 kickoffs for 41 yds. ... has KOR in 81 of 105 career NFL games
Career	202	4,956	24.5	2	Has 202 KOR in NFL career ... remains 39 <sup>th</sup> on NFL all-time KOR chart ... within 5 or less of #38 Tim Dwight (203), #37 Andre Davis (205), and #36 Terrence McGee (207)
					Ranks 4 <sup>th</sup> among active players on KOR list, trailing Darren Sproles (331, none today for Phi. vs. Min.), Ted Ginn Jr. (297, on bye this week for Car.), and Devin Hester (285, none today for Bal. at N.Y.J.)
					Has 4,956 KOR yds. in NFL career ... needs 44 to become 31 <sup>st</sup> player in league history with 5,000+ ... ranks 4 <sup>th</sup> among active players on KOR yardage list, trailing Darren Sproles (8,350, none today for Phi. vs. Min.), Devin Hester (7,126, none today for Bal. at N.Y.J.), and Ted Ginn Jr. (6,786, on bye this week for Car.)

19 WALTER POWELL				WR, 2 <sup>ND</sup> YEAR (1 <sup>ST</sup> WITH BILLS), MURRAY STATE	
<b>RECEIVING</b>	<b>NO</b>	<b>YDS</b>	<b>TD</b>		<u>2 rec.</u> ... has rec. in 3 of last 5 games ... has 2+ rec. in each of 3 career games with rec. (3 vs. Ari. 9/25 and 4 at N.E. 10/2)
Today	2	23	0		1 rec. today resulted in first down ... 5 of 9 career rec. have moved the chains
Season	9	73	0		
Career	9	73	0		



**2 DAN CARPENTER****K, 9TH YEAR (4TH WITH BILLS), MONTANA**

SCORING	XP-ATT	FG-ATT	PTS
Today	2-2	1-1	5
Season	20-22	9-11	47
Career	271-281	226-266	949
With Bills	117-126	99-112	414

**BILLS RECORD BOOK****MOST CONSECUTIVE GAMES SCORING**

92	Scott Norwood, 9/7/86 vs. N.Y.J.-12/22/91 vs. Det.
60	Steve Christie, 11/21/93 vs. Ind.-10/5/97 vs. Det.
56	Rian Lindell, 9/14/09 at N.E.- 12/30/12 vs. N.Y.J.
55	Dan Carpenter, 9/8/13 vs. N.E.- 10/23/16 at Mia.
54	Steve Christie, 10/20/97 at Ind.-11/26/00 at T.B.
52	Rian Lindell, 11/21/04 vs. St.L.-12/9/07 vs. Mia.

**BILLS RECORD BOOK****MOST POINTS, CAREER**

1,011	Steve Christie K 1992-2000
980	Rian Lindell K 2003-12
670	Scott Norwood K 1985-91
522	Thurman Thomas RB 1988-99
	Andre Reed WR 1985-99
420	O.J. Simpson RB 1969-77
414	Dan Carpenter K 2013-16
369	John Leypoldt K 1971-76
298	Eric Moulds WR 1996-2005
260	Lee Evans WR 2004-10

5 pts. today ... Raised career point total to 949 ... now ranks 65<sup>th</sup> on NFL all-time scoring chart ... today broke tie with Chris Jacke (944) ... within 15 pts. or fewer of #64 Randy Moss (950), #63 Lou Michaels (955), #62 Jeff Reed (959), #61 Rafael Septien (960), and #60 Greg Davis (962)

Has scored in all 55 games played with Bills ... streak is now the 4<sup>th</sup> longest in team history (see list, left)

Personal point streak extended to 89 games (scored in last 34 games with Mia., 2010-12)

414 pts. in Bills career remains 7<sup>th</sup> on club all-time list (see list, left) ... 6 behind #6 O.J. Simpson (420) ... 108 behind co-#4s Thurman Thomas and Andre Reed (522 each)

1-1 on FG today (successful from 29 yds.) ... 226 FG in NFL remains 50<sup>th</sup> place on league all-time FG list ... within 5 or fewer of #49 Mike Nugent (227, incl. 1 today for Cin. vs. Cle.), #48 Jeff Jaeger (229), and #47 Mike Vanderjagt (230)

99 FGs with Bills remain 4<sup>th</sup> on team all-time FG list, 33 behind #3 Scott Norwood (133) ... with next FG, will become 4<sup>th</sup> kicker in Bills history with 100+ FG

Bills all-time FG accuracy leader (min. 50 att.) with success rate of 88.39% (99 of 112), ahead of #2 Rian Lindell (83.33%, 225 of 270)

2-2 on PAT kicks today ... 117 PAT kicks with Bills remain 5<sup>th</sup> on club all-time chart ... 30 behind #4 John Leypoldt (147)

**6 COLTON SCHMIDT****P, 3RD YEAR, CALIFORNIA-DAVIS**

PUNTING	NO	YDS	AVG
Today	7	316	45.1
Season	35	1,516	43.3
Career	203	9,005	44.4

**BILLS RECORD BOOK****HIGHEST PUNTING AVERAGE, CAREER (min. 100 punts)**

44.73	Shawn Powell 2012-13 (100-4,473)
44.36	Colton Schmidt 2014-15 (203-9,005)
43.74	Brian Moorman 2001-13 (923-40,370)
42.12	Paul Maguire 1964-70 (552-23,249)
41.74	Marv Bateman 1974-77 (262-10,937)
41.67	Billy Atkins 1960-63 (174-7,251)
40.60	Chris Mohr 1991-2000 (769-31,220)
40.48	John Kidd 1984-89 (446-18,055)
39.66	Spike Jones 1971-74 (253-10,035)
39.22	Greg Cater 1980-83 (277-10,864)

Averaged 45.1 yds. per punt today, increasing career average to 44.36 ... figure remains 2<sup>nd</sup> on club all-time average chart (see list, left)

203 career punts remain 8<sup>th</sup> on Bills all-time list ... 50 behind #7 Spike Jones (253)

2 of today's punts gave Dolphins ball inside 20 ... has at least one "in-the-20" in 31 of 39 games of NFL career

65 of 203 career punts (32.0%) have pinned opponent inside their 20 ... now tied for 5<sup>th</sup> on Bills career list for inside-the-20s with Greg Cater (65) ... 46 behind #4 John Kidd (111)

Longest punt today covered 57 yds. ... has 50+ yd. punt in 3 straight games, longest streak since he tied career-long with 7-game streak in games 4-10, 2015 ... has 50+ yd. kick in 27 of 39 games of NFL career ... has 50+ yd. kick in 14 of last 20 contests

Had 2 punts of 50+ yds. today ... 18<sup>th</sup> time in career with multiple 50-yd. kicks in a game

**84 NICK O'LEARY****TE, 1ST YEAR, FLORIDA STATE**

RECEIVING	NO	YDS	TD
Today	1	7	0
Season	6	84	0
Career	7	121	0

1 rec. ... has rec. in 2 straight games, 2<sup>nd</sup> streak of NFL career (also in games 3-4, 2016) ... has rec. in 4 of last 5 games

Today's rec. did not give Bills first down ... 4 of 7 career rec. have moved the chains

**42 JEROME FELTON****FB, 9TH YEAR (2ND WITH BILLS), FURMAN**

RUSHING	ATT	YDS	TD
Today	1	0	0
Season	3	8	0
Career	49	171	0
With Bills	4	10	0

Had 0-yd. rush in 3<sup>rd</sup> qtr. ... has rush att. in 3 of last 4 games

3 rush att. in season are most since recording 4 with Min. in 2014

**DOLPHINS RB JAY AJAYI** – Game-high 214 rush yds. ... 5<sup>th</sup> time an opposing rusher has gained 200+ vs. Bills, first since current Bill Reggie Bush had 203 with Mia., 12/18/11 ... other 200-yd. games vs. Bills, before Bush, were posted by Terrell Davis (207) of Den., 10/26/97; Ricky Williams (228) of Mia., 12/1/02; and Thomas Jones (210) at N.Y.J., 10/18/09 ... Ajayi, who also gained 204 yds. last week vs. Pit., posted the 5<sup>th</sup> back-to-back 200+ yd. games in NFL history; the other occasions before Ajayi were by O.J. Simpson with Buf. in 1973 (219 vs. N.E. 12/9 and 200 at N.Y.J. 12/16), Simpson with Buf. in 1976 (273 at Det. 11/25 and 203 at Mia. 12/5), Earl Campbell with Hou. in 1980 (203 vs. T.B. 10/19 and 202 vs. Cin. 10/26), and Ricky Williams with Mia. in 2002 (228 at Buf. 12/1 and 216 vs. Chi. 12/9).

**DOLPHINS WR JARVIS LANDRY** – Recorded 2-point conversion in 3<sup>rd</sup> qtr. to reduce Bills' lead to 17-14 ... Landry, who also had 2-pt. conversion vs. Bills on 9/27/15 at Mia., becomes first Buffalo opponent to score multiple 2-pt. conversions ... Landry is one of 37 opponents to have scored on 2-pt. try.



# LAST WEEK

Flip Card and Gamebook

## **Regular Season Game #7**

**Buffalo Bills @ Miami Dolphins  
Sunday, October 23, 2016**



3	Andrew Franks	K
4	Matt Dair	P
8	Matt Moore	QB
10	Kenny Stills	WR
11	DeVante Parker	WR
14	Jarvis Landry	WR
17	Ryan Tannehill	QB
19	Jakeem Grant	WR
20	Reshad Jones	S
21	Jordan Lucas	CB
23	Jay Ajayi	RB
24	Isa Abdul-Quddus	S
25	Xavien Howard	CB
26	Damien Williams	RB
28	Bobby McCain	CB
29	Arian Foster	RB
31	Michael Thomas	S
32	Kenyan Drake	RB
33	Bené Benwikere	CB
35	Walt Aikens	S
36	Tony Lippett	CB
38	Chimdi Chekwa	CB
41	Byron Maxwell	CB
42	Spencer Paysinger	LB
45	Mike Hull	LB
46	Neville Hewitt	LB
47	Kiko Alonso	LB
48	MarQueis Gray	TE
50	Andre Branch	DE
51	Mike Pouncey	C
52	Chris Jones	DT
53	Jelani Jenkins	LB
56	Donald Butler	LB
60	Kraig Urbik	C/G
65	Anthony Steen	C/G
67	Laremy Tunsil	G/T
70	Ja'Wuan James	T
73	Julius Warmsley	DE
74	Jermion Bushrod	G/T
76	Branden Albert	T
78	Terrence Fede	DE
79	Sam Young	T
80	Dion Sims	TE
84	Jordan Cameron	TE
85	Dominique Jones	TE
88	Leonte Carroo	WR
91	Cameron Wake	DE
92	John Denney	LS
93	Ndamukong Suh	DT
94	Mario Williams	DE
96	Leon Orr	DT
97	Jordan Phillips	DT
98	Jason Jones	DE

### INACTIVES



## MIAMI DOLPHINS VS. BUFFALO BILLS

SUNDAY, OCT. 23, 2016 // 1 PM // HARD ROCK STADIUM

Powered By **AARP Foundation**



2	Dan Carpenter	K
3	EJ Manuel	QB
5	Tyrod Taylor	QB
6	Colton Schmidt	P
7	Cardale Jones	QB
10	Robert Woods	WR
15	Brandon Tate	WR
17	Justin Hunter	WR
19	Walter Powell	WR
20	Corey Graham	S
21	Nickell Robey-Coleman	CB
22	Reggie Bush	RB
23	Aaron Williams	S
24	Stephon Gilmore	CB
25	LeSean McCoy	RB
26	Robert Blanton	S
27	Duke Williams	S
28	Ronald Darby	CB
29	Kevon Seymour	CB
30	Corey White	CB
31	Jonathan Williams	RB
35	Mike Gillislee	RB
36	Jonathan Meeks	S
42	Jerome Felton	FB
50	Ramon Humber	LB
51	Brandon Spikes	LB
52	Preston Brown	LB
53	Zach Brown	LB
55	Jerry Hughes	LB
56	Lerentee McCoy	LB
57	Lorenzo Alexander	LB
61	Gabe Ikard	G
64	Richie Incognito	G
65	Garrison Sanborn	LS
66	Seantrel Henderson	T
67	Patrick Lewis	C
70	Eric Wood	C
71	Cyrus Kouandjio	T
72	Ryan Gray	G
74	Michael Ola	T
76	John Miller	G
77	Cordy Glenn	T
79	Jordan Mills	T
84	Nick O'Leary	TE
85	Charles Clay	TE
87	Gerald Christian	TE
88	Marquise Goodwin	WR
91	Leger Douzable	DE
92	Adolphus Washington	DT
94	Jerel Worthy	DE
95	Kyle Williams	DT
97	Corbin Bryant	DT
99	Marcell Dareus	DT

### INACTIVES

### DOLPHINS OFFENSE

WR	10	Kenny Stills
LT	76	Branden Albert
LG	67	Laremy Tunsil
C	51	Mike Pouncey
RG	74	Jermion Bushrod
RT	70	Ja'Wuan James
TE	84	Jordan Cameron
		48 MarQueis Gray
		85 Dominique Jones
QB	17	Ryan Tannehill
		8 Matt Moore
RB	29	Arian Foster
		23 Jay Ajayi
WR	14	Jarvis Landry
		19 Jakeem Grant
WR	11	DeVante Parker
		88 Leonte Carroo

Rookies are underlined

### BILLS DEFENSE

DT	95	Kyle Williams
NT	99	Marcell Dareus
DE	97	Corbin Bryant
OLB	55	Jerry Hughes
WILL	53	Zach Brown
MIKE	52	Preston Brown
OLB	57	Lorenzo Alexander
CB	28	Ronald Darby
S	23	Aaron Williams
S	20	Corey Graham
CB	24	Stephon Gilmore
		29 Kevon Seymour
		21 Nickell Robey-Coleman
		30 Corey White
		36 Jonathan Meeks
		26 Robert Blanton

Rookies are underlined

### DOLPHINS DEFENSE

DE	91	Cameron Wake
DT	93	Ndamukong Suh
DT	97	Jordan Phillips
DE	94	Mario Williams
LB	56	Donald Butler
LB	47	Kiko Alonso
LB	53	Jelani Jenkins
CB	41	Byron Maxwell
		28 Bobby McCain
CB	25	Xavien Howard
		36 Tony Lippett
S	24	Isa Abdul-Quddus
S	20	Reshad Jones
		35 Walt Aikens
		33 Bené Benwikere
		38 Chimdi Chekwa
		21 Jordan Lucas

Rookies are underlined

### BILLS OFFENSE

WR	88	Marquise Goodwin
LT	77	Cordy Glenn
LG	64	Richie Incognito
C	70	Eric Wood
RG	76	John Miller
RT	79	Jordan Mills
TE	85	Charles Clay
QB	5	Tyrod Taylor
FB	42	Jerome Felton
RB	25	LeSean McCoy
		35 Mike Gillislee
WR	10	Robert Woods
		15 Brandon Tate
		19 Walter Powell
		71 Justin Hunter
		61 Gabe Ikard
		67 Patrick Lewis
		72 Ryan Gray
		74 Michael Ola
		84 Nick O'Leary
		3 EJ Manuel
		22 Reggie Bush
		31 Jonathan Williams

Rookies are underlined

### BILLS SPECIALISTS

K	2	Dan Carpenter
KO	2	Dan Carpenter
P	6	Colton Schmidt
KOR	15	Brandon Tate
PR	15	Brandon Tate
LS	65	Garrison Sanborn
H	6	Colton Schmidt
		22 Reggie Bush
		22 Reggie Bush
		19 Walter Powell
		19 Walter Powell

Rookies are underlined

### DOLPHINS SPECIALISTS

K	3	Andrew Franks
P	4	Matt Darr
KO	3	Andrew Franks
H	4	Matt Darr
LS	92	John Denney
KOR	19	Jakeem Grant
PR	14	Jarvis Landry
		32 Kenyan Drake
		19 Jakeem Grant

Rookies are underlined

### DOLPHINS PRONUNCIATION

Isa Abdul-Quddus	...EE-suh
abdul-kurh-DOOS	...EX-ay-vee-n
Jay Ajayi	...uh-JYE-ee
Bené Benwikere	...Ben-ay
Jermion Bushrod	...Ben-WICK-urr-rhee
Leonte Carroo	...LEON-tay
Chimdi Chekwa	...CHIM-dee
Laremy Tunsil	...LAIR-uh-mee
Terrence Fede	...Fuh-DAY
MarQueis Gray	...Mar-QUEES
Xavien Howard	...EX-ay-vee-n
Ja'Wuan James	...JUH-Wan
Jelani Jenkins	...JUH-la-NEE
Mike Pouncey	...POUNCE-e
Ndamukong Suh	...N-dam-uh-ken Soo
Ryan Tannehill	...TAN-uh-hill
Laremy Tunsil	...LAIR-uh-mee
Check-wuh	...TUNH-suh
Kraig Urbik	...ERR-bick

### BILLS PRONUNCIATION

Marcell Dareus	...DAR-e-us (like 'jar')
Leger Douzable	...Leh-je
Mike Gillislee	...gill-is-LEE
Stephon Gilmore	...steph-AHN
Marquise Goodwin	...Mar-keese
Seantrel Henderson	...SHAWN-trel
Gabe Ikard	...EYE-kurd
Cyrus Kouandjio	...KWAN-jo
Lerentee McCoy	...Luh-RENT-tay
Michael Ola	...OH-luh
Kevon Seymour	...KEY-von
Jerel Worthy	...juh-RELL

**DOLPHINS**

24	Abdul-Quddus, Isa	....S
35	Aikens, Walt	.....S
23	Ajavi, Jay	.....RB
76	Albert, Branden	.....T
47	Alonso, Kiko	.....LB
33	Benwikere, Bené	....CB
50	Branch, Andre	.....DE
74	Bushrod, Jermon	....G/T
56	Butler, Donald	.....LB
84	Cameron, Jordan	....TE
88	Carroo, Leonte	.....WR
38	Chekwa, Chimdi	....CB
4	Darr, Matt	.....P
92	Denney, John	.....LS
32	Drake, Kenyan	.....RB
78	Fede, Terrence	.....DE
29	Foster, Arian	.....RB
3	Franks, Andrew	.....K
19	Grant, Jakeem	.....WR
48	Gray, MarQueis	....TE
46	Hewitt, Neville	.....LB
25	Howard, Xavien	.....CB
45	Hull, Mike	.....LB
70	James, Ja'Wuan	.....T
53	Jenkins, Jelani	.....LB
52	Jones, Chris	.....DT
85	Jones, Dominique	....TE
98	Jones, Jason	.....DE
20	Jones, Reshad	.....S
14	Landry, Jarvis	.....WR
36	Lippett, Tony	.....CB
21	Lucas, Jordan	.....CB
41	Maxwell, Byron	.....CB
28	McCain, Bobby	.....CB
8	Moore, Matt	.....QB
96	Orr, Leon	.....DT
11	Parker, DeVante	....WR
42	Paysinger, Spencer	....LB
97	Phillips, Jordan	....DT
51	Pouncey, Mike	.....C
80	Sims, Dion	.....TE
65	Steen, Anthony	....C/G
10	Stills, Kenny	.....WR
93	Suh, Ndamukong	....DT
17	Tannehill, Ryan	....QB
31	Thomas, Michael	.....S
67	Tunsil, Laremy	....G/T
60	Urbik, Kraig	....C/G
91	Wake, Cameron	....DE
73	Warmley, Julius	....DE
26	Williams, Damien	....RB
94	Williams, Mario	....DE
79	Young, Sam	.....T

**MIA MI DOLPHINS**

NO	NAME	POS	HT	WT	BIRTHDATE	EXP	COLLEGE
3	Andrew Franks	K	6-1	202	1/11/93	2	RPI
4	Matt Darr	P	6-1	214	7/2/92	2	Tennessee
8	Matt Moore	QB	6-3	225	8/9/84	9	Oregon State
10	Kenny Stills	WR	6-0	195	4/22/92	2	Oklahoma
11	DeVante Parker	WR	6-3	212	1/20/93	2	Louisville
14	Jarvis Landry	WR	5-11	206	11/28/92	3	LSU
17	Ryan Tannehill	QB	6-4	216	7/27/88	5	Texas A&M
19	Jakeem Grant	WR	5-7	172	10/30/92	R	Texas Tech
20	Reshad Jones	S	6-1	214	2/25/88	7	Georgia
21	Jordan Lucas	CB	6-0	204	8/2/93	R	Penn State
23	Jay Ajayi	RB	6-0	229	6/15/93	2	Boise State
24	Isa Abdul-Quddus	S	6-1	196	8/3/89	6	Fordham
25	Xavien Howard	CB	6-1	198	7/4/93	R	Baylor
26	Damien Williams	RB	5-11	228	4/3/92	3	Oklahoma
28	Bobby McCain	CB	5-11	192	8/18/93	2	Memphis
29	Arian Foster	RB	6-1	227	8/24/86	8	Tennessee
31	Michael Thomas	S	5-11	193	3/17/90	4	Stanford
32	Kenyan Drake	RB	6-1	216	1/26/94	R	Alabama
33	Bené Benwikere	CB	6-0	200	9/3/91	3	San Jose State
35	Walt Aikens	S	6-1	218	6/19/91	3	Liberty
36	Tony Lippett	CB	6-3	194	7/2/92	2	Michigan State
38	Chimdi Chekwa	CB	6-0	196	1/7/88	4	Ohio State
41	Byron Maxwell	CB	6-1	203	2/23/88	6	Clemson
45	Spencer Paysinger	LB	6-2	249	6/28/88	6	Oregon
42	Mike Hull	LB	6-0	232	5/25/91	1	Penn State
46	Neville Hewitt	LB	6-2	233	4/6/93	2	Marshall
47	Kiko Alonso	LB	6-3	239	8/14/90	4	Oregon
48	MarQueis Gray	TE	6-4	255	1/17/89	4	Minnesota
50	Andre Branch	DE	6-5	263	7/14/89	5	Clemson
51	Mike Pouncey	C	6-5	299	7/24/89	6	Florida
52	Chris Jones	DT	6-1	293	7/12/90	4	Bowling Green
53	Jelani Jenkins	LB	6-0	240	3/13/92	4	Florida
56	Donald Butler	LB	6-1	242	10/17/88	6	Washington
60	Kraig Urbik	C/G	6-5	334	9/23/85	8	Wisconsin
65	Anthony Steen	C/G	6-3	313	5/9/90	1	Alabama
67	Laremy Tunsil	G/T	6-6	307	6/3/92	3	Tennessee
70	Ja'Wuan James	T	6-6	316	8/2/94	R	Mississippi
73	Julius Warmley	DE	6-2	294	5/15/90	1	Tulane
74	Jermion Bushrod	G/T	6-5	320	8/19/84	10	Towson
76	Brandon Albert	T	6-5	314	11/4/84	9	Virginia
78	Terrence Fede	DE	6-4	267	11/19/91	3	Marist
79	Sam Young	T	6-8	315	6/24/87	7	Notre Dame
80	Dion Sims	TE	6-4	271	2/18/91	4	Michigan State
84	Jordan Cameron	TE	6-5	265	8/7/88	6	Southern California
85	Dominique Jones	TE	6-3	275	8/15/87	3	Shepherd
88	Leonte Carroo	WR	6-1	217	1/24/94	R	Rutgers
91	Cameron Wake	DE	6-3	263	1/30/82	8	Penn State
92	John Denney	LS	6-5	242	12/13/78	12	Brigham Young
93	Ndamukong Suh	DT	6-4	305	1/6/87	7	Nebraska
94	Mario Williams	DE	6-6	300	1/31/85	11	North Carolina State
96	Leon Orr	DT	6-5	320	2/11/92	1	Florida
97	Jordan Phillips	DT	6-6	335	10/15/92	2	Oklahoma
98	Jason Jones	DE	6-5	278	5/23/86	9	Eastern Michigan

**MIA MI COACHES**

**HEAD COACH:** Adam Gase  
**ASSISTANT COACHES:** Darren Rizzi (Assistant Head Coach/Special Teams Coordinator), Lou Anarumo (Defensive Backs), Jim Arthur (Assistant Strength and Conditioning), Danny Barrett (Running Backs), Charlie Bullen (Assistant Linebackers), Matt Burke (Linebackers), Clyde Christensen (Offensive Coordinator), Shane Day (Tight Ends), Chris Foerster (Offensive Line), Bo Hardgrove (Quarterbacks), Shawn Jefferson (Wide Receivers), Ben Johnson (Assistant Wide Receivers), Daronte Jones (Assistant Defensive Backs), Vance Joseph (Defensive Coordinator), Chris Kuper (Offensive Quality Control), Marwan Maalouf (Assistant Special Teams), Rusty McKinney (Defensive Quality Control), Dave Puloka (Head Strength and Conditioning), Ted Rath (Assistant Strength and Conditioning), Jeremiah Washburn (Assistant Offensive Line), Jim Washburn (Senior Defensive Assistant/Pass Rush Specialist), Terrell Williams (Defensive Line).

**BUFFALO BILLS**

NO	NAME	POS	HT	WT	BIRTHDATE	EXP	COLLEGE
2	Dan Carpenter	K	6-2	228	11/25/85	9	Montana
3	EJ Manuel	QB	6-4	237	3/19/90	4	Florida State
5	Tyrod Taylor	QB	6-1	215	8/3/89	6	Virginia Tech
7	Cardale Jones	P	5-11	224	10/27/90	3	California-Davis
10	Robert Woods	QB	6-5	250	9/29/92	R	Ohio State
15	Brandon Tate	WR	6-0	190	4/10/92	4	Southern California
17	Justin Hunter	WR	6-4	203	5/20/91	4	Tennessee
19	Walter Powell	WR	6-0	189	11/23/91	2	Murray State
20	Corey Graham	S	6-0	196	7/25/85	10	New Hampshire
21	Nickell Robey-Coleman	CB	5-8	165	1/17/92	4	Southern California
22	Reggie Bush	RB	6-0	205	3/2/85	11	Southern California
23	Aaron Williams	S	6-0	199	4/23/90	6	Texas
24	Stephon Gilmore	CB	6-1	190	9/19/90	5	South Carolina
25	LeSean McCoy	RB	5-11	208	7/12/88	8	Pittsburgh
26	Robert Blanton	S	6-1	200	9/7/89	5	Notre Dame
27	Duke Williams	S	5-11	201	10/15/90	4	Nevada
28	Ronald Darby	CB	5-11	193	1/2/94	2	Florida State
29	Kevon Seymour	CB	6-0	185	11/30/93	R	Southern California
30	Corey White	CB	6-1	210	5/9/90	5	Samford
31	Jonathan Williams	RB	6-0	223	2/2/94	R	Arkansas
35	Mike Gillislee	RB	5-11	219	11/1/90	3	Florida
36	Jonathan Meeke	S	6-0	209	11/8/89	4	Clemson
42	Jerome Felton	FB	6-0	248	7/3/86	9	Furman
51	Ramon Humber	LB	5-11	232	8/10/87	6	Florida
52	Preston Brown	LB	6-1	251	9/3/87	3	Louisville
53	Zach Brown	LB	6-1	248	10/23/89	5	North Carolina
55	Jerry Hughes	LB	6-2	254	8/13/88	7	Texas Christian
56	Lorenzo McCray	LB	6-3	249	8/26/90	4	Florida
57	Eric Kendricks	LB	6-1	245	5/31/83	10	California
61	Gabe Ikard	G	6-4	304	9/26/90	3	Oklahoma
64	Richie Incognito	G	6-3	319	7/5/83	10	Nebraska
65	Garrison Sanborn	LS	6-1	240	7/31/85	8	Florida State
66	Seantrel Henderson	T	6-7	331	1/21/92	3	Miami
67	Patrick Lewis	C	6-1	311	1/30/91	4	Texas A&M
70	Eric Wood	C	6-4	310	3/18/86	8	Louisville
71	Cyrus Kouandjio	T	6-7	322	7/21/93	3	Alabama
72	Ryan Gray	G	6-5	320	9/30/90	3	Wisconsin
74	Michael Ola	T	6-5	312	4/19/88	3	Hampton
76	John Miller	G	6-2	303	8/12/93	2	Louisville
77	Cordy Glenn	T	6-6	345	9/18/89	5	Georgia
79	Jordan Mills	T	6-5	316	12/24/90	4	Louisiana Tech
84	Nick O'Leary	TE	6-3	252	8/31/92	1	Florida State
85	Charles Clay	TE	6-3	255	2/13/89	6	Tulsa
87	Gerald Christian	TE	6-3	250	8/26/91	2	Louisville
88	Marquise Goodwin	WR	5-9	179	11/19/90	4	Texas
91	Leger Douzable	DE	6-4	284	5/31/86	7	Central Florida
92	Adolphus Washington	DT	6-4	295	11/24/92	R	Ohio State
95	Kyle Williams	DE	6-2	308	4/26/90	3	Michigan State
96	Jerel Worthy	DT	6-1	303	6/10/83	11	LSU
97	Corbin Bryant	DT	6-4	300	1/4/88	4	Northwestern
99	Marcell Dareus	DT	6-3	331	3/13/90	6	Alabama

**BUFFALO COACHES**

**HEAD COACH:** Rex Ryan  
**ASSISTANT COACHES:** Rob Ryan (Assistant Head Coach/Defense), Chris Palmer (Assistant Head Coach/Offense), Danny Crossman (Special Teams Coordinator), Anthony Lynn (Offensive Coordinator), Dennis Thurman (Defensive Coordinator), Bobby April III (Linebackers), John Blake (Defensive Line), Eric Ciano (Head Strength and Conditioning), Mike Giuliani (Coaching Assistant), Aaron Kromer (Offensive Line), Zak Kromer (Coaching Assistant), Sanjiv Lal (Wide Receivers), David Lee (Quarterbacks), Dan Liburd (Strength and Conditioning Assistant), Mark Loecher (Strength and Conditioning Assistant), Hal Luther (Assistant Strength and Conditioning), D'Anton Lynn (Defensive Assistant), Tim McDonald (Defensive Backs), Pat Meyer (Offensive Assistant), Jason Oszart (Strength and Conditioning Assistant), Jason Rebrovich (Defensive Line), Ed Reed (Assistant Defensive Backs), Deuce Schwartz (Coaching Assistant), Eric Smith (Special Teams Assistant), Kathryn Smith (Quality Control-Special Teams), Doug Socha (Coaching Assistant), Tony Sparano (Tight Ends), Jason Vable (Assistant Quarterbacks), Jeff Weeks (Outside Linebackers).

**BILLS**

57	Alexander, Lorenzo	....LB
26	Blanton, Robert	.....S
52	Brown, Preston	.....LB
53	Brown, Zach	.....LB
97	Bryant, Corbin	....DT
22	Bush, Reggie	.....RB
2	Carpenter, Dan	.....K
87	Christian, Gerald	....TE
85	Clay, Charles	.....TE
28	Darby, Ronald	.....CB
99	Dareus, Marcell	....DT
91	Douzable, Leger	....DE
42	Felton, Jerome	.....FB
35	Gillislee, Mike	.....RB
24	Gilmore, Stephon	....CB
77	Glenn, Cordy	.....T
88	Goodwin, Marquise	....WR
20	Graham, Corey	.....S
72	Groy, Ryan	.....G
66	Henderson, Seantrel	....T
55	Hughes, Jerry	.....LB
50	Humber, Ramon	.....LB
17	Hunter, Justin	.....WR
61	Ikard, Gabe	.....G
64	Incognito, Richie	....G
7	Jones, Cardale	....QB
71	Kouandjio, Cyrus	....T
67	Lewis, Patrick	.....C
3	Manuel, EJ	.....QB
25	McCoy, LeSean	....RB
56	McCray, Larentee	....LB
36	Meeks, Jonathan	....S
76	Miller, John	.....G
79	Mills, Jordan	.....T
84	O'Leary, Nick	.....TE
74	Ola, Michael	.....T
19	Powell, Walter	.....WR
21	Robey-Coleman, Nickell	CB
65	Sanborn, Garrison	....LS
6	Schmidt, Colton	....P
29	Seymour, Kevon	....CB
51	Spikes, Brandon	....LB
15	Tate, Brandon	....WR
5	Taylor, Tyrod	....QB
92	Washington, Adolphus	DT
30	White, Corey	.....CB
23	Williams, Aaron	....S
27	Williams, Duke	....S
31	Williams, Jonathan	....RB
95	Williams, Kyle	....DT
70	Wood, Eric	.....C
10	Woods, Robert	....WR
94	Worthy, Jerel	....DE

# National Football League Game Summary

NFL Copyright © 2016 by The National Football League. All rights reserved. This summary and play-by-play is for the express purpose of assisting media in their coverage of the game; any other use of this material is prohibited without the written permission of the National Football League. Updated: 10/24/2016

Date: Sunday, 10/23/2016

Buffalo Bills at Miami Dolphins  
at Hard Rock Stadium, Miami Gardens, Fla.

Start Time: 1:02 PM EDT

## Game Day Weather

Game Weather: Partly Sunny  
Played Outdoor on Turf: Natural Grass

Temp: 81° F (27.2° C) Humidity: 48%, Wind: NNE 11 mph

## Officials

Referee: Allen, Brad (122)      Umpire: Bryan, Fred (11)      Head Linesman: Mello, Jim (48)  
Line Judge: Symonette, Thomas (100)      Side Judge: Meslow, David (118)      Field Judge: Hill, Tom (97)  
Back Judge: Hochuli, Shawn (83)      Replay Official: Lapetina, Jim ( )

## Lineups

Buffalo Bills			Miami Dolphins				
Offense		Defense	Offense		Defense		
WR 88	M.Goodwin	DT 95	K.Williams	WR 10	K.Stills	DE 91	C.Wake
LT 77	C.Glenn	NT 97	C.Bryant	LT 76	B.Albert	DT 93	N.Suh
LG 64	R.Incognito	DE 92	A.Washington	LG 67	L.Tunsil	DT 97	J.Phillips
C 70	E.Wood	OLB 55	J.Hughes	C 51	M.Pouncey	DE 50	A.Branch
RG 76	J.Miller	WILL 53	Z.Brown	RG 74	J.Bushrod	CB 28	B.McCain
RT 79	J.Mills	MIKE 52	P.Brown	RT 70	J.James	LB 47	K.Alonso
TE 85	C.Clay	OLB 57	L.Alexander	TE 85	D.Jones	LB 53	J.Jenkins
QB 5	T.Taylor	CB 28	R.Darby	QB 17	R.Tannehill	CB 41	B.Maxwell
FB 19	W.Powell	S 23	A.Williams	RB 23	J.Ajayi	CB 36	T.Lippett
RB 25	L.McCoy	S 20	C.Graham	WR 14	J.Landry	S 24	I.Abdul-Quddus
WR 17	J.Hunter	CB 24	S.Gilmore	TE 48	M.Gray	S 31	M.Thomas

## Substitutions

K 2 D.Carpenter, P 6 C.Schmidt, WR 15 B.Tate, CB 21 N.Robey-Coleman, RB 22 R.Bush, S 26 R.Blanton, S 27 D.Williams, CB 29 K.Seymour, CB 30 C.White, RB 35 M.Gillislee, S 36 J.Meeks, FB 42 J.Felton, LB 50 R.Humber, LB 51 B.Spikes, LB 56 L.McCray, LS 65 G.Sanborn, T 71 C.Kouandjio, G 72 R.Groy, TE 84 N.O'Leary, DE 90 S.Lawson, DE 91 L.Douzable, DE 94 J.Worthy

## Substitutions

K 3 A.Franks, P 4 M.Darr, WR 11 D.Parker, WR 19 J.Grant, CB 21 J.Lucas, RB 26 D.Williams, RB 29 A.Foster, RB 32 K.Drake, S 35 W.Aikens, DB 38 C.Chekwa, LB 42 S.Paysinger, LB 45 M.Hull, LB 46 N.Hewitt, DT 52 C.Jones, LB 56 D.Butler, C/G 60 K.Urbik, C/G 65 A.Steen, T 79 S.Young, WR 88 L.Carroo, LS 92 J.Denney, DE 94 M.Williams, DT 96 L.Orr, DE 98 J.Jones

## Did Not Play

QB 3 E.Manuel, TE 47 M.Garner

## Did Not Play

QB 8 M.Moore

## Not Active

QB 7 C.Jones, WR 10 R.Woods, RB 31 J.Williams, T 66 S.Henderson, C 67 P.Lewis, T 74 M.Ola, DT 99 M.Dareus

## Not Active

CB 25 X.Howard, CB 33 B.Benwikere, DE 73 J.Warmsley, DE 75 N.Williams, DE 78 T.Fede, TE 80 D.Sims, TE 84 J.Cameron

## Field Goals (made ( ) & missed)

Player	Attempts	Made	Missed	OT	Total
D.Carpenter	(29)	1	2	3	4
A.Franks	(36)	3	7	7	8
					OT
VISITOR:	Buffalo Bills	3	7	7	8
HOME:	Miami Dolphins	3	3	8	14
					0
					25
					0
					28

## Scoring Plays

Team	Qtr	Time	Play Description (Extra Point) (Drive Info)	Visitor	Home
Dolphins	1	7:28	A.Franks 36 yd. Field Goal (15-64, 7:32)	0	3
Bills	1	0:49	D.Carpenter 29 yd. Field Goal (6-20, 1:59)	3	3
Bills	2	11:47	T.Taylor 10 yd. run (D.Carpenter kick) (7-40, 2:50)	10	3
Dolphins	2	3:47	A.Franks 33 yd. Field Goal (12-58, 8:00)	10	6
Bills	3	5:51	M.Goodwin 67 yd. pass from T.Taylor (D.Carpenter kick) (1-67, 0:09)	17	6
Dolphins	3	0:18	J.Ajayi 4 yd. run (R.Tannehill-J.Landry pass) (10-75, 5:33)	17	14
Dolphins	4	3:56	D.Williams 12 yd. run (A.Franks kick) (6-64, 3:49)	17	21
Dolphins	4	2:24	K.Stills 66 yd. pass from R.Tannehill (A.Franks kick) (3-70, 1:03)	17	28
Bills	4	0:14	R.Bush 1 yd. run (T.Taylor-R.Bush pass) (13-75, 2:10)	25	28

Paid Attendance: 65,658

Time: 3:19



## Final Team Statistics

	Visitor Bills	Home Dolphins
<b>TOTAL FIRST DOWNS</b>	16	26
By Rushing	4	15
By Passing	9	9
By Penalty	3	2
<b>THIRD DOWN EFFICIENCY</b>	3-13-23%	5-12-42%
<b>FOURTH DOWN EFFICIENCY</b>	0-0-0%	0-0-0%
<b>TOTAL NET YARDS</b>	267	454
Total Offensive Plays (inc. times thrown passing)	54	67
Average gain per offensive play	4.9	6.8
<b>NET YARDS RUSHING</b>	67	256
Total Rushing Plays	22	41
Average gain per rushing play	3.0	6.2
Tackles for a loss-number and yards	3-15	2-3
<b>NET YARDS PASSING</b>	200	198
Times thrown - yards lost attempting to pass	4-21	1-6
Gross yards passing	221	204
<b>PASS ATTEMPTS-COMPLETIONS-HAD INTERCEPTED</b>	28-14-0	25-15-0
Avg gain per pass play (inc.# thrown passing)	6.3	7.6
<b>KICKOFFS Number-In End Zone-Touchbacks</b>	5-2-1	6-4-3
<b>PUNTS Number and Average</b>	7-45.1	5-35.0
Had Blocked	0	0
<b>FGs - PATs Had Blocked</b>	0-0	0-0
<b>Net Punting Average</b>	41.1	25.0
<b>TOTAL RETURN YARDAGE (Not Including Kickoffs)</b>	30	28
No. and Yards Punt Returns	1-30	5-28
No. and Yards Kickoff Returns	3-63	4-61
No. and Yards Interception Returns	0-0	0-0
<b>PENALTIES Number and Yards</b>	6-45	13-116
<b>FUMBLES Number and Lost</b>	0-0	0-0
<b>TOUCHDOWNS</b>	3	3
Rushing	2	2
Passing	1	1
<b>EXTRA POINTS Made-Attempts</b>	3-3	3-3
Kicking Made-Attempts	2-2	2-2
Passing Made-Attempts	1-1	1-1
<b>FIELD GOALS Made-Attempts</b>	1-1	2-2
<b>RED ZONE EFFICIENCY</b>	2-3-67%	2-4-50%
<b>GOAL TO GO EFFICIENCY</b>	2-2-100%	1-1-100%
<b>SAFETIES</b>	0	0
<b>FINAL SCORE</b>	25	28
<b>TIME OF POSSESSION</b>	22:58	37:02

## Ball Possession And Drive Chart

### Buffalo Bills

#	Time Recd	Time Lost	Time Poss	How Ball Obtained	Drive Began	# Play	Yds Gain	Yds Pen	Net Yds	1st Down	Last Scrm	How Given Up
1	7:28	4:22	3:06	Kickoff	BUF 25	4	13	-5	8	1	BUF 33	Punt
2	2:48	0:49	1:59	Punt	MIA 30	6	20	0	20	1	* MIA 10	Field Goal
3	14:37	11:47	2:50	Punt	MIA 40	7	40	0	40	3	* MIA 10	Touchdown
4	3:47	0:49	2:58	Kickoff	BUF 18	6	37	5	42	2	MIA 40	Punt
5	15:00	12:31	2:29	Kickoff	BUF 21	3	9	0	9	0	BUF 30	Punt
6	9:41	7:33	2:08	Punt	BUF 23	3	0	5	5	0	BUF 28	Punt
7	6:00	5:51	0:09	Punt	BUF 33	1	67	0	67	1	BUF 33	Touchdown
8	0:18	12:13	3:05	Kickoff	BUF 29	6	32	-5	27	2	MIA 44	Punt
9	9:20	7:45	1:35	Punt	BUF 20	3	-5	0	-5	0	BUF 15	Punt
10	3:56	3:27	0:29	Kickoff	BUF 25	3	0	0	0	0	BUF 25	Punt
11	2:24	0:14	2:10	Kickoff	BUF 25	13	54	21	75	6	* MIA 1	Touchdown

(349) Average BUF 32

### Miami Dolphins

#	Time Recd	Time Lost	Time Poss	How Ball Obtained	Drive Began	# Play	Yds Gain	Yds Pen	Net Yds	1st Down	Last Scrm	How Given Up
1	15:00	7:28	7:32	Kickoff	MIA 18	15	79	-15	64	5	* BUF 18	Field Goal
2	4:22	2:48	1:34	Punt	MIA 12	3	3	0	3	0	MIA 15	Punt
3	0:49	14:37	1:12	Kickoff	MIA 27	4	26	-25	1	1	MIA 28	Punt
4	11:47	3:47	8:00	Kickoff	MIA 27	12	68	-10	58	5	* BUF 15	Field Goal
5	0:49	0:00	0:49	Punt	MIA 13	2	18	0	18	1	MIA 30	End of Half
6	12:31	9:41	2:50	Punt	MIA 31	5	9	-5	4	2	MIA 35	Punt
7	7:33	6:00	1:33	Punt	MIA 32	3	-1	0	-1	0	MIA 31	Punt
8	5:51	0:18	5:33	Kickoff	MIA 25	10	75	0	75	6	* BUF 4	Touchdown
9	12:13	9:20	2:53	Punt	MIA 1	5	59	0	59	1	BUF 40	Punt
10	7:45	3:56	3:49	Punt	MIA 36	6	49	15	64	4	* BUF 12	Touchdown
11	3:27	2:24	1:03	Punt	MIA 30	3	70	0	70	1	MIA 34	Touchdown
12	0:14	0:00	0:14	Kickoff	BUF 45	1	-1	0	-1	0	BUF 45	End of Game

(307) Average MIA 26

\* inside opponent's 20

Time of Possession by Quarter		1st	2nd	3rd	4th	OT	Total
Visitor	Buffalo Bills	5:05	5:48	5:04	7:01		22:58
Home	Miami Dolphins	9:55	9:12	9:56	7:59		37:02
Kickoff Drive No.-Start Average		Bills: 6 - BUF 24		Dolphins: 4 - MIA 24			









**First Quarter**

BUF wins the coin toss and elects to defer. MIA elects to Receive, and BUF elects to defend the east goal.

D.Carpenter kicks 66 yards from BUF 35 to MIA -1. J.Grant to MIA 18 for 19 yards (J.Meeks).

**Miami Dolphins at 15:00, (1st play from scrimmage 14:53)**

1-10-MIA 18	(14:53) J.Ajayi right guard to MIA 28 for 10 yards (P.Brown; A.Williams).	R1
<u>1-10-MIA 28</u>	(14:15) R.Tannehill pass short right to K.Stills to MIA 32 for 4 yards (R.Darby).	
2-6-MIA 32	(13:34) (Shotgun) J.Ajayi right guard to MIA 43 for 11 yards (C.Graham).	R2
	<i>Penalty on BUF-J.Hughes, Defensive Offside, declined.</i>	
<u>1-10-MIA 43</u>	(13:07) S.Young reported in as eligible. J.Ajayi left tackle to BUF 48 for 9 yards (C.Graham).	
2-1-BUF 48	(12:31) (Shotgun) R.Tannehill pass short left to D.Parker to BUF 46 for 2 yards (P.Brown).	P3
<u>1-10-BUF 46</u>	(11:48) R.Tannehill pass short left to J.Ajayi to BUF 44 for 2 yards (Z.Brown).	
2-8-BUF 44	(11:12) <i>PENALTY on MIA-J.Bushrod, False Start, 5 yards, enforced at BUF 44 - No Play.</i>	
2-13-BUF 49	(10:55) R.Tannehill pass incomplete short right to J.Landry.	
3-13-BUF 49	(10:49) (Shotgun) R.Tannehill pass short middle to K.Stills to BUF 35 for 14 yards (A.Williams).	P4
<u>1-10-BUF 35</u>	(10:13) (Shotgun) R.Tannehill pass incomplete short right to J.Landry (J.Hughes).	
2-10-BUF 35	(10:07) J.Ajayi right end to BUF 31 for 4 yards (Z.Brown).	
3-6-BUF 31	(9:26) (Shotgun) R.Tannehill pass short left to K.Stills to BUF 20 for 11 yards (C.Graham).	P5
<u>1-10-BUF 20</u>	(8:50) J.Ajayi left end to BUF 20 for no gain (Z.Brown).	
	<i>PENALTY on MIA-M.Pouncey, Offensive Holding, 10 yards, enforced at BUF 20 - No Play.</i>	
1-20-BUF 30	(8:23) (Shotgun) R.Tannehill pass incomplete short right to D.Williams.	
2-20-BUF 30	(8:19) (Shotgun) J.Ajayi up the middle to BUF 18 for 12 yards (C.Graham).	
3-8-BUF 18	(7:40) (Shotgun) R.Tannehill pass incomplete short middle to K.Stills (S.Gilmore).	
4-8-BUF 18	<b>(7:32) (Field Goal formation) A.Franks 36 yard field goal is GOOD, Center-J.Denney, Holder-M.Darr.</b>	

**BUF 0 MIA 3, 15 plays, 64 yards, 7:32 drive, 7:32 elapsed**

A.Franks kicks 65 yards from MIA 35 to end zone, Touchback.

**Buffalo Bills at 7:28**

1-10-BUF 25	(7:28) (Shotgun) T.Taylor pass short right to M.Goodwin to BUF 40 for 15 yards (B.Maxwell).	P1
<u>1-10-BUF 40</u>	(6:51) (Shotgun) L.McCoy left guard to BUF 42 for 2 yards (D.Butler).	
2-8-BUF 42	(6:18) (Shotgun) T.Taylor scrambles left end pushed ob at BUF 43 for 1 yard (N.Hewitt).	
3-7-BUF 43	(5:48) (Shotgun) <i>PENALTY on BUF-T.Taylor, Delay of Game, 5 yards, enforced at BUF 43 - No Play.</i>	
3-12-BUF 38	(5:14) (Shotgun) T.Taylor sacked at BUF 33 for -5 yards (C.Wake).	
4-17-BUF 33	(4:49) (Punt formation) C.Schmidt punts 45 yards to MIA 22, Center-G.Sanborn. J.Grant to MIA 25 for 3 yards (M.Gillislee).	
	<i>PENALTY on MIA-W.Aikens, Offensive Holding, 10 yards, enforced at MIA 22.</i>	

**Miami Dolphins at 4:22**

1-10-MIA 12	(4:22) S.Young reported in as eligible. J.Ajayi left guard to MIA 12 for no gain (Z.Brown).	
2-10-MIA 12	(3:50) (Shotgun) J.Ajayi left guard to MIA 15 for 3 yards (L.Douzable).	
3-7-MIA 15	(3:13) (Shotgun) R.Tannehill pass incomplete short left to K.Stills (C.Graham).	
	<i>Penalty on MIA-J.Bushrod, Offensive Holding, declined.</i>	
4-7-MIA 15	(3:01) (Punt formation) M.Darr punts 45 yards to BUF 40, Center-J.Denney. B.Tate to MIA 30 for 30 yards (W.Aikens).	

**Buffalo Bills at 2:48**

1-10-MIA 30	(2:48) L.McCoy left end to MIA 27 for 3 yards (N.Suh; M.Thomas).	
2-7-MIA 27	(2:12) (Shotgun) T.Taylor pass short right to J.Hunter ran ob at MIA 12 for 15 yards.	P2
<u>1-10-MIA 12</u>	(1:42) L.McCoy right guard to MIA 10 for 2 yards (K.Alonso).	
2-8-MIA 10	(1:05) T.Taylor pass incomplete short right to M.Goodwin.	
3-8-MIA 10	(:58) (Shotgun) T.Taylor pass incomplete short right to J.Hunter.	
4-8-MIA 10	<b>(:53) (Field Goal formation) D.Carpenter 29 yard field goal is GOOD, Center-G.Sanborn, Holder-C.Schmidt.</b>	

**BUF 3 MIA 3, 6 plays, 20 yards, 1:59 drive, 14:11 elapsed**

D.Carpenter kicks 61 yards from BUF 35 to MIA 4. J.Grant to MIA 27 for 23 yards (R.Blanton).

**Miami Dolphins at 0:49, (1st play from scrimmage 0:42)**

1-10-MIA 27	(:42) R.Tannehill pass deep left to J.Landry pushed ob at BUF 47 for 26 yards (N.Robey-Coleman).	P6
	<i>PENALTY on MIA-J.Landry, Taunting, 15 yards, enforced at BUF 47.</i>	

**Buffalo Bills vs Miami Dolphins at Hard Rock Stadium**

1-10-MIA 38 (:23) R.Tannehill pass incomplete deep left to D.Parker [L.Alexander].

2-10-MIA 38 (:17) (Shotgun) A.Foster left guard to MIA 38 for no gain (A.Williams).

**END OF QUARTER**

	Score	Time Poss	First Downs				Efficiencies	
			R	P	X	T	3 Down	4 Down
<b>Buffalo Bills</b>	<b>3</b>	<b>5:05</b>	<b>0</b>	<b>2</b>	<b>0</b>	<b>2</b>	<b>0/2</b>	<b>0/0</b>
<b>Miami Dolphins</b>	<b>3</b>	<b>9:55</b>	<b>2</b>	<b>4</b>	<b>0</b>	<b>6</b>	<b>2/4</b>	<b>0/0</b>

## Second Quarter

10/23/2016

## Play By Play

Miami Dolphins continued.

- 3-10-MIA 38 (15:00) (Shotgun) R.Tannehill pass incomplete short left to A.Foster (C.Graham) [P.Brown].
- 4-10-MIA 38 (14:52) (Punt formation) M.Darr punts 45 yards to BUF 17, Center-J.Denney, fair catch by B.Tate.  
*PENALTY on MIA-K.Drake, Offensive Holding, 10 yards, enforced at MIA 38 - No Play.*
- 4-20-MIA 28 (14:45) (Punt formation) M.Darr punts 12 yards to MIA 40, Center-J.Denney, downed by MIA-S.Paysinger.

**Buffalo Bills at 14:37**

- 1-10-MIA 40 (14:37) (Shotgun) L.McCoy right tackle to MIA 38 for 2 yards (K.Alonso).
- 2-8-MIA 38 (14:08) (Shotgun) T.Taylor pass short left to M.Goodwin to MIA 36 for 2 yards (T.Lippett).
- 3-6-MIA 36 (13:36) (Shotgun) T.Taylor pass short middle to R.Bush to MIA 23 for 13 yards (B.McCain). P3
- 1-10-MIA 23 (12:52) (Shotgun) L.McCoy up the middle to MIA 20 for 3 yards (I.Abdul-Quddus). MIA-K.Alonso was injured during the play. His return is Questionable.
- 2-7-MIA 20 (12:26) (Shotgun) T.Taylor pass incomplete deep right to R.Bush.
- 3-7-MIA 20 (12:17) (Shotgun) T.Taylor pass short left to J.Hunter pushed ob at MIA 10 for 10 yards (T.Lippett). P4
- 1-10-MIA 10 (11:57) (Shotgun) **T.Taylor right end for 10 yards, TOUCHDOWN.** R5  
D.Carpenter extra point is GOOD, Center-G.Sanborn, Holder-C.Schmidt.

**BUF 10 MIA 3, 7 plays, 40 yards, 2:50 drive, 3:13 elapsed**

D.Carpenter kicks 66 yards from BUF 35 to MIA -1. J.Grant to MIA 16 for 17 yards (L.Alexander).

*PENALTY on BUF-C.White, Offside on Free Kick, 5 yards, enforced at BUF 35 - No Play.*

D.Carpenter kicks 60 yards from BUF 30 to MIA 10. J.Grant to MIA 27 for 17 yards (R.Blanton).

**Miami Dolphins at 11:47, (1st play from scrimmage 11:34)**

- 1-10-MIA 27 (11:34) S.Young reported in as eligible. J.Ajayi right end pushed ob at MIA 38 for 11 yards (R.Darby). R7
- 1-10-MIA 38 (11:03) J.Ajayi left guard to MIA 47 for 9 yards (B.Spikes).
- 2-1-MIA 47 (10:30) A.Foster right end to MIA 49 for 2 yards (L.Douzable; A.Williams). R8
- 1-10-MIA 49 (9:48) R.Tannehill pass short right to J.Landry pushed ob at BUF 37 for 14 yards (R.Darby). P9
- 1-10-BUF 37 (8:53) J.Ajayi up the middle to BUF 23 for 14 yards (C.Graham). R10
- 1-10-BUF 23 (8:15) J.Ajayi right tackle to BUF 24 for -1 yards (L.Douzable).
- 2-11-BUF 24 (7:36) (Shotgun) R.Tannehill pass short middle to D.Parker to BUF 15 for 9 yards (S.Gilmore).
- 3-2-BUF 15 (6:53) (Shotgun) R.Tannehill scrambles right end ran ob at BUF 11 for 4 yards (P.Brown). R11  
Timeout #1 by MIA at 06:13.
- 1-10-BUF 11 (6:13) S.Young reported in as eligible. J.Ajayi left end to BUF 5 for 6 yards (C.Graham). BUF-A.Williams was injured during the play. He is Out.  
*PENALTY on MIA-L.Tunsil, Offensive Holding, 10 yards, enforced at BUF 11 - No Play.*  
*Penalty on MIA-J.Landry, Unnecessary Roughness, declined.*
- 1-20-BUF 21 (5:55) R.Tannehill pass short right to K.Stills to BUF 16 for 5 yards (R.Darby).
- 2-15-BUF 16 (5:20) (Shotgun) R.Tannehill scrambles up the middle to BUF 14 for 2 yards (L.Alexander).
- 3-13-BUF 14 (4:31) (Shotgun) R.Tannehill pass short middle to J.Landry to BUF 15 for -1 yards (Z.Brown).
- 4-14-BUF 15 (3:54) (Field Goal formation) **A.Franks 33 yard field goal is GOOD, Center-J.Denney, Holder-M.Darr.**

**BUF 10 MIA 6, 12 plays, 58 yards, 8:00 drive, 11:13 elapsed**

A.Franks kicks 63 yards from MIA 35 to BUF 2. B.Tate to BUF 18 for 16 yards (J.Lucas; N.Hewitt).

**Buffalo Bills at 3:47, (1st play from scrimmage 3:41)**

- 1-10-BUF 18 (3:41) (Shotgun) *PENALTY on MIA-J.Phillips, Neutral Zone Infraction, 5 yards, enforced at BUF 18 - No Play.*
- 1-5-BUF 23 (3:41) (Shotgun) M.Gillislee up the middle to BUF 24 for 1 yard (D.Butler).
- 2-4-BUF 24 (3:12) (Shotgun) T.Taylor pass deep left to C.Clay to BUF 42 for 18 yards (I.Abdul-Quddus). P6
- 1-10-BUF 42 (2:35) (Shotgun) T.Taylor pass short middle to C.Clay to MIA 47 for 11 yards (N.Hewitt). P7

## Two-Minute Warning

- 1-10-MIA 47 (2:00) (Shotgun) L.McCoy up the middle to MIA 50 for -3 yards (J.Phillips; A.Branch).
- 2-13-MIA 50 (1:31) (No Huddle, Shotgun) T.Taylor pass short left to W.Powell to MIA 40 for 10 yards (T.Lippett).
- 3-3-MIA 40 (1:04) (No Huddle, Shotgun) T.Taylor pass incomplete short right to M.Goodwin.
- 4-3-MIA 40 (:56) (Punt formation) C.Schmidt punts 27 yards to MIA 13, Center-G.Sanborn, out of bounds.

**Miami Dolphins at 0:49**

- 1-10-MIA 13 (:49) J.Ajayi left tackle to MIA 30 for 17 yards (Z.Brown). R12  
Timeout #2 by MIA at 00:41.
- 1-10-MIA 30 (:41) (Shotgun) R.Tannehill scrambles right end to MIA 31 for 1 yard (S.Lawson).

**Buffalo Bills vs Miami Dolphins at Hard Rock Stadium****END OF QUARTER**

	<b>Score</b>	<b>Time Poss</b>	<b>First Downs</b>				<b>Efficiencies</b>	
			<b>R</b>	<b>P</b>	<b>X</b>	<b>T</b>	<b>3 Down</b>	<b>4 Down</b>
<b>Buffalo Bills</b>	<b>10</b>	<b>5:48</b>	<b>1</b>	<b>4</b>	<b>0</b>	<b>5</b>	<b>2/3</b>	<b>0/0</b>
<b>Miami Dolphins</b>	<b>6</b>	<b>9:12</b>	<b>5</b>	<b>1</b>	<b>0</b>	<b>6</b>	<b>1/3</b>	<b>0/0</b>

## Third Quarter

10/23/2016

## Play By Play

BUF elects to Receive, and MIA elects to defend the goal.

A.Franks kicks 66 yards from MIA 35 to BUF -1. R.Bush to BUF 21 for 22 yards (J.Lucas; C.Chekwa).

**Buffalo Bills at 15:00, (1st play from scrimmage 14:53)**

- 1-10-BUF 21 (14:53) (Shotgun) L.McCoy right end to BUF 25 for 4 yards (K.Alonso).  
Timeout #1 by BUF at 14:07.
- 2-6-BUF 25 (14:07) (Shotgun) T.Taylor scrambles up the middle to BUF 30 for 5 yards (M.Thomas).
- 3-1-BUF 30 (13:51) R.Groy reported in as eligible. J.Felton left tackle to BUF 30 for no gain (D.Butler).
- 4-1-BUF 30 (12:53) (Punt formation) C.Schmidt punts 47 yards to MIA 23, Center-G.Sanborn. J.Grant to MIA 31 for 8 yards (R.Blanton).

**Miami Dolphins at 12:31**

- 1-10-MIA 31 (12:31) J.Ajayi right end to MIA 40 for 9 yards (R.Blanton).
- 2-1-MIA 40 (11:53) J.Ajayi left guard to MIA 42 for 2 yards (J.Hughes). R13
- 1-10-MIA 42 (11:15) S.Young reported in as eligible. J.Ajayi left end to MIA 44 for 2 yards (P.Brown; J.Hughes).  
*PENALTY on MIA-B.Albert, Offensive Holding, 10 yards, enforced at MIA 42 - No Play.*
- 1-20-MIA 32 (10:58) (Shotgun) R.Tannehill pass incomplete short right to M.Gray [J.Hughes].  
*PENALTY on BUF-S.Gilmore, Defensive Holding, 5 yards, enforced at MIA 32 - No Play.* X14
- 1-10-MIA 37 (10:44) (Shotgun) R.Tannehill pass incomplete deep right to K.Stills (C.Graham).
- 2-10-MIA 37 (10:37) J.Ajayi up the middle to MIA 35 for -2 yards (L.Alexander).
- 3-12-MIA 35 (9:55) (Shotgun) R.Tannehill pass incomplete deep left to J.Landry (J.Meeks).
- 4-12-MIA 35 (9:48) (Punt formation) M.Darr punts 42 yards to BUF 23, Center-J.Denney, fair catch by B.Tate.

**Buffalo Bills at 9:41**

- 1-10-BUF 23 (9:41) *PENALTY on MIA-J.Phillips, Encroachment, 5 yards, enforced at BUF 23 - No Play.*
- 1-5-BUF 28 (9:41) L.McCoy right guard to BUF 26 for -2 yards (M.Williams).
- 2-7-BUF 26 (9:01) (Shotgun) T.Taylor pass short right to B.Tate to BUF 32 for 6 yards (K.Alonso; B.Maxwell).
- 3-1-BUF 32 (8:21) (Shotgun) T.Taylor sacked at BUF 28 for -4 yards (J.Jones).
- 4-5-BUF 28 (7:42) (Punt formation) C.Schmidt punts 43 yards to MIA 29, Center-G.Sanborn. J.Grant pushed ob at MIA 32 for 3 yards (M.Gillislee).

**Miami Dolphins at 7:33**

- 1-10-MIA 32 (7:33) S.Young reported in as eligible. R.Tannehill sacked at MIA 26 for -6 yards (L.Alexander).
- 2-16-MIA 26 (6:56) (Shotgun) J.Ajayi up the middle to MIA 29 for 3 yards (C.Graham).
- 3-13-MIA 29 (6:28) (No Huddle, Shotgun) R.Tannehill scrambles right end to MIA 31 for 2 yards (K.Williams).  
*Penalty on MIA-J.Bushrod, Offensive Holding, declined.*
- 4-11-MIA 31 (6:07) (Punt formation) M.Darr punts 36 yards to BUF 33, Center-J.Denney, fair catch by B.Tate.

**Buffalo Bills at 6:00**

- 1-10-BUF 33 (6:00) (Shotgun) T.Taylor pass deep right to M.Goodwin for 67 yards, TOUCHDOWN [N.Suh]. P8  
D.Carpenter extra point is GOOD, Center-G.Sanborn, Holder-C.Schmidt.

<b>BUF 17 MIA 6, 1 plays, 67 yards, 0:09 drive, 9:09 elapsed</b>
--

D.Carpenter kicks 65 yards from BUF 35 to end zone, Touchback.

**Miami Dolphins at 5:51**

- 1-10-MIA 25 (5:51) J.Ajayi right tackle to MIA 35 for 10 yards (C.Graham; L.McCray). R15
- 1-10-MIA 35 (5:24) (Shotgun) J.Ajayi right guard to MIA 37 for 2 yards (P.Brown).
- 2-8-MIA 37 (4:42) (Shotgun) R.Tannehill pass short right to D.Parker to MIA 46 for 9 yards (R.Darby). P16
- 1-10-MIA 46 (4:01) A.Foster right tackle to MIA 49 for 3 yards (L.McCray).
- 2-7-MIA 49 (3:23) (Shotgun) R.Tannehill pass short left to J.Landry pushed ob at BUF 30 for 21 yards (R.Blanton). P17
- 1-10-BUF 30 (2:49) (Shotgun) J.Ajayi up the middle to BUF 26 for 4 yards (K.Williams).
- 2-6-BUF 26 (2:18) J.Ajayi left tackle to BUF 19 for 7 yards (L.Douzable). R18
- 1-10-BUF 19 (1:35) (Shotgun) R.Tannehill left end pushed ob at BUF 6 for 13 yards (R.Blanton). R19
- 1-6-BUF 6 (1:01) J.Ajayi right tackle to BUF 4 for 2 yards (R.Darby).
- 2-4-BUF 4 (:25) J.Ajayi left tackle for 4 yards, TOUCHDOWN. R20  
(Pass formation) TWO-POINT CONVERSION ATTEMPT. R.Tannehill pass to J.Landry is complete. ATTEMPT SUCCEEDS.

<b>BUF 17 MIA 14, 10 plays, 75 yards, 5:33 drive, 14:42 elapsed</b>
---

A.Franks kicks 61 yards from MIA 35 to BUF 4. B.Tate to BUF 29 for 25 yards (M.Thomas; M.Hull).



**Buffalo Bills vs Miami Dolphins at Hard Rock Stadium**

**Buffalo Bills at 0:18, (1st play from scrimmage 0:11)**

1-10-BUF 29 (:11) (Shotgun) M.Gillislee right guard to BUF 49 for 20 yards (I.Abdul-Quddus).

R9

**END OF QUARTER**

	Score	Time Poss	First Downs				Efficiencies	
			R	P	X	T	3 Down	4 Down
<b>Buffalo Bills</b>	<b>17</b>	<b>5:04</b>	<b>1</b>	<b>1</b>	<b>0</b>	<b>2</b>	<b>0/2</b>	<b>0/0</b>
<b>Miami Dolphins</b>	<b>14</b>	<b>9:56</b>	<b>5</b>	<b>2</b>	<b>1</b>	<b>8</b>	<b>0/2</b>	<b>0/0</b>

## Fourth Quarter

10/23/2016

## Play By Play

Buffalo Bills continued.

<u>1-10-BUF 49</u>	(15:00) (Shotgun) T.Taylor pass short right to M.Goodwin ran ob at MIA 42 for 9 yards.	
2-1-MIA 42	(14:40) (No Huddle, Shotgun) T.Taylor scrambles left end ran ob at MIA 37 for 5 yards (K.Alonso).	R10
<u>1-10-MIA 37</u>	(14:05) (Shotgun) M.Gillislee left tackle to MIA 33 for 4 yards (C.Jones).	
2-6-MIA 33	(13:23) (No Huddle, Shotgun) T.Taylor pass incomplete deep left to J.Hunter.	
3-6-MIA 33	(13:16) (Shotgun) T.Taylor sacked at MIA 39 for -6 yards (N.Suh).	
4-12-MIA 39	(12:31) (Punt formation) <i>PENALTY on BUF-C.Schmidt, Delay of Game, 5 yards, enforced at MIA 39 - No Play.</i>	
4-17-MIA 44	(12:22) (Punt formation) C.Schmidt punts 43 yards to MIA 1, Center-G.Sanborn, downed by BUF-B.Tate.	

## Miami Dolphins at 12:13

1-10-MIA 1	(12:13) J.Ajayi up the middle to MIA 3 for 2 yards (J.Hughes; C.Bryant).	
2-8-MIA 3	(11:37) J.Ajayi right tackle to BUF 44 for 53 yards (R.Darby). MIA-J.Landry was injured during the play. His return is Questionable.	R21
<u>1-10-BUF 44</u>	(10:56) (Shotgun) D.Williams left guard to BUF 44 for no gain (C.White).	
2-10-BUF 44	(10:12) (Shotgun) R.Tannehill pass short right to A.Foster pushed ob at BUF 40 for 4 yards (R.Blanton).	
3-6-BUF 40	(9:37) (Shotgun) R.Tannehill pass incomplete short middle to A.Foster.	
4-6-BUF 40	(9:28) (Punt formation) M.Darr punts 40 yards to end zone, Center-J.Denney, Touchback.	

## Buffalo Bills at 9:20

1-10-BUF 20	(9:20) Direct snap to M.Gillislee. M.Gillislee right end to BUF 10 for -10 yards (M.Williams).	
2-20-BUF 10	(8:42) (Shotgun) T.Taylor scrambles right end pushed ob at BUF 15 for 5 yards (N.Hewitt).	
3-15-BUF 15	(8:02) (Shotgun) T.Taylor pass incomplete short left [M.Williams].	
4-15-BUF 15	(7:55) (Punt formation) C.Schmidt punts 57 yards to MIA 28, Center-G.Sanborn. J.Landry to MIA 36 for 8 yards (L.Alexander).	

## Miami Dolphins at 7:45

1-10-MIA 36	(7:45) J.Ajayi right end to MIA 36 for no gain (Z.Brown). <i>PENALTY on BUF-J.Hughes, Face Mask (15 Yards), 15 yards, enforced at MIA 36 - No Play.</i>	X22
<u>1-10-BUF 49</u>	(7:17) J.Ajayi left tackle to BUF 47 for 2 yards (K.Williams).	
2-8-BUF 47	(6:51) S.Young reported in as eligible. J.Ajayi right guard to BUF 46 for 1 yard (Z.Brown). Timeout #1 by MIA at 05:57.	
3-7-BUF 46	(5:57) (Shotgun) R.Tannehill pass short right to J.Landry to BUF 28 for 18 yards (R.Darby).	P23
<u>1-10-BUF 28</u>	(5:19) J.Ajayi right guard to BUF 14 for 14 yards (C.Graham). MIA-J.Ajayi was injured during the play. His return is Questionable.	R24
<u>1-10-BUF 14</u>	(4:49) D.Williams right guard to BUF 12 for 2 yards (K.Williams).	
2-8-BUF 12	<b>(4:12) (Shotgun) D.Williams left guard for 12 yards, TOUCHDOWN.</b> A.Franks extra point is GOOD, Center-J.Denney, Holder-M.Darr. <i>PENALTY on MIA-L.Tunsil, False Start, 5 yards, enforced at BUF 15 - No Play.</i> A.Franks extra point is GOOD, Center-J.Denney, Holder-M.Darr.	R25

<b>BUF 17 MIA 21, 6 plays, 64 yards, 1 penalty, 3:49 drive, 11:04 elapsed</b>
---

A.Franks kicks 65 yards from MIA 35 to end zone, Touchback.

## Buffalo Bills at 3:56

1-10-BUF 25	(3:56) (Shotgun) T.Taylor pass incomplete short right to C.Clay [N.Suh].	
2-10-BUF 25	(3:51) T.Taylor pass incomplete deep right to W.Powell. Timeout #2 by MIA at 03:44.	
3-10-BUF 25	(3:44) (Shotgun) T.Taylor pass incomplete deep right to M.Goodwin (I.Abdul-Quddus). BUF-M.Goodwin was injured during the play. His return is Questionable.	
4-10-BUF 25	(3:38) (Punt formation) C.Schmidt punts 54 yards to MIA 21, Center-G.Sanborn. J.Landry to MIA 30 for 9 yards (R.Humber; G.Sanborn).	

## Miami Dolphins at 3:27

1-10-MIA 30	(3:27) S.Young reported in as eligible. D.Williams left end to MIA 32 for 2 yards (P.Brown).	
2-8-MIA 32	(2:40) J.Ajayi left tackle to MIA 34 for 2 yards (L.Alexander). Timeout #2 by BUF at 02:35.	
3-6-MIA 34	<b>(2:35) (Shotgun) R.Tannehill pass deep right to K.Stills for 66 yards, TOUCHDOWN.</b> A.Franks extra point is GOOD, Center-J.Denney, Holder-M.Darr.	P26

<b>BUF 17 MIA 28, 3 plays, 70 yards, 1:03 drive, 12:36 elapsed</b>
--

A.Franks kicks 65 yards from MIA 35 to end zone, Touchback.

## Buffalo Bills at 2:24

**Buffalo Bills vs Miami Dolphins at Hard Rock Stadium**

- 1-10-BUF 25 (2:24) (Shotgun) T.Taylor pass incomplete deep middle to C.Clay.
- 2-10-BUF 25 (2:20) (No Huddle, Shotgun) T.Taylor sacked at BUF 19 for -6 yards (sack split by C.Wake and A.Branch).

Two-Minute Warning

- 3-16-BUF 19 (2:00) (Shotgun) M.Gillislee right end to BUF 24 for 5 yards (J.Jenkins).  
*PENALTY on MIA-B.Maxwell, Taunting, 15 yards, enforced at BUF 24.* X11
- 1-10-BUF 39 (1:43) (Shotgun) T.Taylor scrambles left end pushed ob at BUF 46 for 7 yards (K.Alonso).
- 2-3-BUF 46 (1:37) (Shotgun) T.Taylor pass deep right to C.Clay to MIA 33 for 21 yards (B.Maxwell).  
*PENALTY on BUF-J.Mills, Offensive Holding, 10 yards, enforced at BUF 46 - No Play.*
- 2-13-BUF 36 (1:30) (Shotgun) T.Taylor pass short left to N.O'Leary to BUF 43 for 7 yards (J.Jenkins).
- 3-6-BUF 43 (1:05) (No Huddle, Shotgun) T.Taylor scrambles right end pushed ob at BUF 45 for 2 yards (J.Jones).  
*PENALTY on MIA-J.Jones, Unnecessary Roughness, 15 yards, enforced at BUF 45.* X12
- 1-10-MIA 40 (:57) (Shotgun) T.Taylor pass short left to W.Powell pushed ob at MIA 27 for 13 yards (T.Lippett). P13
- 1-10-MIA 27 (:51) (No Huddle, Shotgun) T.Taylor pass incomplete deep left to W.Powell.
- 2-10-MIA 27 (:46) (Shotgun) T.Taylor pass incomplete short right to C.Clay [N.Suh].
- 3-10-MIA 27 (:40) (Shotgun) T.Taylor pass deep middle to B.Tate to MIA 2 for 25 yards (M.Thomas). P14  
Timeout #3 by BUF at 00:34.
- 1-2-MIA 2 (:34) R.Groy reported in as eligible. T.Taylor pass incomplete short right.
- 2-2-MIA 2 (:29) (Shotgun) T.Taylor pass incomplete short right.
- 3-2-MIA 2 (:25) (Shotgun) T.Taylor pass incomplete short right to J.Hunter (B.Maxwell).  
*PENALTY on MIA-B.Maxwell, Defensive Holding, 1 yard, enforced at MIA 2 - No Play.* X15
- 1-1-MIA 1 (:19) (Shotgun) **R.Bush left guard for 1 yard, TOUCHDOWN.** R16  
*Penalty on MIA, Unsportsmanlike Conduct, offsetting.*  
*Penalty on BUF, Unsportsmanlike Conduct, offsetting.*  
**The Replay Official reviewed the runner broke the plane ruling, and the play was Upheld. The ruling on the field stands.**  
(Pass formation) TWO-POINT CONVERSION ATTEMPT. T.Taylor pass to R.Bush is complete. ATTEMPT SUCCEEDS.

<b>BUF 25 MIA 28, 13 plays, 75 yards, 3 penalties, 2:10 drive, 14:46 elapsed</b>
--

(Onside Kick formation) D.Carpenter kicks onside 12 yards from BUF 35 to BUF 47. J.Landry to BUF 45 for 2 yards (L.McCray).

**Miami Dolphins at 0:14, (1st play from scrimmage 0:13)**

- 1-10-BUF 45 (:13) S.Young reported in as eligible. R.Tannehill kneels to BUF 46 for -1 yards.

**END OF QUARTER**

	Score	Time Poss	First Downs				Efficiencies	
			R	P	X	T	3 Down	4 Down
<b>Buffalo Bills</b>	<b>25</b>	<b>7:01</b>	<b>2</b>	<b>2</b>	<b>3</b>	<b>7</b>	<b>1/6</b>	<b>0/0</b>
<b>Miami Dolphins</b>	<b>28</b>	<b>7:59</b>	<b>3</b>	<b>2</b>	<b>1</b>	<b>6</b>	<b>2/3</b>	<b>0/0</b>

# Miscellaneous Statistics Report

Buffalo Bills vs Miami Dolphins  
10/23/2016 at Hard Rock Stadium

## Ten Longest Plays for Buffalo Bills

Yards	Qtr	Play Start	Play Description
67	3	1-10-BUF 33	(6:00) (Shotgun) T.Taylor pass deep right to M.Goodwin for 67 yards, TOUCHDOWN [N.Suh].
25	4	3-10-MIA 27	(:40) (Shotgun) T.Taylor pass deep middle to B.Tate to MIA 2 for 25 yards (M.Thomas).
20	3	1-10-BUF 29	(:11) (Shotgun) M.Gillislee right guard to BUF 49 for 20 yards (I.Abdul-Quddus).
20	4	3-16-BUF 19	(2:00) (Shotgun) M.Gillislee right end to BUF 24 for 5 yards (J.Jenkins). PENALTY on MIA-B.Maxwell, Taunting, 15 yards, enforced at BUF 24.
18	2	2-4-BUF 24	(3:12) (Shotgun) T.Taylor pass deep left to C.Clay to BUF 42 for 18 yards (I.Abdul-Quddus).
17	4	3-6-BUF 43	(1:05) (No Huddle, Shotgun) T.Taylor scrambles right end pushed ob at BUF 45 for 2 yards (J.Jones). PENALTY on MIA-J.Jones, Unnecessary Roughness, 15 yards, enforced at BUF 45.
15	1	1-10-BUF 25	(7:28) (Shotgun) T.Taylor pass short right to M.Goodwin to BUF 40 for 15 yards (B.Maxwell).
15	1	2-7-MIA 27	(2:12) (Shotgun) T.Taylor pass short right to J.Hunter ran ob at MIA 12 for 15 yards.
13	2	3-6-MIA 36	(13:36) (Shotgun) T.Taylor pass short middle to R.Bush to MIA 23 for 13 yards (B.McCain).
13	4	1-10-MIA 40	(:57) (Shotgun) T.Taylor pass short left to W.Powell pushed ob at MIA 27 for 13 yards (T.Lippett).

## Ten Longest Plays for Miami Dolphins

Yards	Qtr	Play Start	Play Description
66	4	3-6-MIA 34	(2:35) (Shotgun) R.Tannehill pass deep right to K.Stills for 66 yards, TOUCHDOWN.
53	4	2-8-MIA 3	(11:37) J.Ajayi right tackle to BUF 44 for 53 yards (R.Darby). MIA-J.Landry was injured during the play. His return is
21	3	2-7-MIA 49	(3:23) (Shotgun) R.Tannehill pass short left to J.Landry pushed ob at BUF 30 for 21 yards (R.Blanton).
18	4	3-7-BUF 46	(5:57) (Shotgun) R.Tannehill pass short right to J.Landry to BUF 28 for 18 yards (R.Darby).
17	2	1-10-MIA 13	(:49) J.Ajayi left tackle to MIA 30 for 17 yards (Z.Brown).
14	1	3-13-BUF 49	(10:49) (Shotgun) R.Tannehill pass short middle to K.Stills to BUF 35 for 14 yards (A.Williams).
14	2	1-10-MIA 49	(9:48) R.Tannehill pass short right to J.Landry pushed ob at BUF 37 for 14 yards (R.Darby).
14	2	1-10-BUF 37	(8:53) J.Ajayi up the middle to BUF 23 for 14 yards (C.Graham).
14	4	1-10-BUF 28	(5:19) J.Ajayi right guard to BUF 14 for 14 yards (C.Graham). MIA-J.Ajayi was injured during the play. His return is
13	3	1-10-BUF 19	(1:35) (Shotgun) R.Tannehill left end pushed ob at BUF 6 for 13 yards (R.Blanton).

## Touchdown Scoring Information

		Offense	Defense	Special Teams
VISITOR	Buffalo Bills	3	0	0
HOME	Miami Dolphins	3	0	0

## Player Scoring Information

Club	Player	TD	Rush TD	Rec TD	KO TD	Punt TD	Int TD	Fum TD	Misc TD	FG	XP	2Pt Rush	2Pt Rec	Sfty	Points
BUF	R.Bush	0	1	0	0	0	0	0	0	0	0	0	1	0	8
BUF	T.Taylor	0	1	0	0	0	0	0	0	0	0	0	0	0	6
BUF	M.Goodwin	0	0	1	0	0	0	0	0	0	0	0	0	0	6
BUF	D.Carpenter	0	0	0	0	0	0	0	0	1	2	0	0	0	5
MIA	A.Franks	0	0	0	0	0	0	0	0	2	2	0	0	0	8
MIA	J.Ajayi	0	1	0	0	0	0	0	0	0	0	0	0	0	6
MIA	D.Williams	0	1	0	0	0	0	0	0	0	0	0	0	0	6
MIA	K.Stills	0	0	1	0	0	0	0	0	0	0	0	0	0	6
MIA	J.Landry	0	0	0	0	0	0	0	0	0	0	0	1	0	2

## Possession Detail

	First Half		Second Half		Game	
	Visitor	Home	Visitor	Home	Visitor	Home
Largest Lead	7	3	11	11	11	11
Drives Leading	1	1	5	2	6	3
Time of Possession Leading	2:58	1:34	9:26	1:17	12:24	2:51
Largest Deficit	-3	-7	-11	-11	-11	-11
Drives Trailing	2	2	2	5	4	7
Time of Possession Trailing	5:05	8:49	2:39	16:38	7:44	25:27
Times Score Tied Up		1		0		1
Lead Changes		2		1		3

# Playtime Percentage

*Percent of playtime per player on offense, defense and special teams*

Buffalo Bills					Miami Dolphins								
		Offense	Defense	Special Teams			Offense	Defense	Special Teams				
J Miller	G	57	100%	3	9%	J Bushrod	T	73	100%	4	12%		
J Mills	T	57	100%	3	9%	M Pouncey	C	73	100%	4	12%		
C Glenn	T	57	100%	3	9%	J James	T	73	100%	4	12%		
T Taylor	QB	57	100%			L Tunsil	T	73	100%	4	12%		
E Wood	C	57	100%			R Tannehill	QB	73	100%				
R Incognito	G	56	98%	3	9%	B Albert	T	73	100%				
C Clay	TE	54	95%			J Landry	WR	68	93%	4	12%		
J Hunter	WR	53	93%			K Stills	WR	68	93%				
M Goodwin	WR	31	54%			M Gray	TE	62	85%	11	34%		
W Powell	WR	30	53%	6	19%	D Parker	WR	49	67%				
L McCoy	RB	23	40%			J Ajayi	RB	47	64%				
M Gillislee	RB	21	37%	13	41%	D Jones	TE	29	40%	5	16%		
B Tate	WR	20	35%	16	50%	A Foster	RB	18	25%				
N O'Leary	TE	20	35%	11	34%	S Young	T	14	19%	4	12%		
R Bush	RB	18	32%	6	19%	D Williams	RB	6	8%	23	72%		
J Felton	FB	13	23%			K Drake	RB	2	3%	23	72%		
R Groy	G	2	4%	3	9%	L Carroo	WR	1	1%	17	53%		
P Brown	LB		73	100%	11	34%	J Grant	WR	1	1%	9	28%	
S Gilmore	CB		73	100%	6	19%	M Thomas	FS		57	100%	17	53%
C Graham	FS		72	99%	9	28%	K Alonso	LB		56	98%	1	3%
R Darby	CB		71	97%	8	25%	B Maxwell	CB		56	98%	1	3%
Z Brown	LB		67	92%	7	22%	T Lippett	CB		55	96%	3	9%
J Hughes	LB		67	92%	1	3%	N Suh	DT		54	95%	4	12%
L Alexander	LB		64	88%	22	69%	A Branch	DE		45	79%	4	12%
K Williams	DT		58	79%	4	12%	J Phillips	DT		41	72%	4	12%
N Robey	CB		42	58%	8	25%	I Abdul-Quddus	FS		41	72%	1	3%
C Bryant	NT		37	51%	13	41%	M Williams	DE		32	56%	1	3%
L Douzable	DE		36	49%	7	22%	C Wake	DE		32	56%		
R Blanton	FS		34	47%	24	75%	B McCain	CB		29	51%	15	47%
A Williams	SS		31	42%	1	3%	J Jenkins	LB		28	49%	2	6%
A Washington	DT		26	36%	4	12%	D Butler	LB		28	49%	1	3%
S Lawson	DE		14	19%			N Hewitt	LB		27	47%	24	75%
J Meeks	SS		11	15%	27	84%	J Jones	DE		17	30%	3	9%
B Spikes	LB		9	12%	1	3%	W Aikens	SS		15	26%	25	78%
K Seymour	CB		6	8%	14	44%	L Orr	DT		9	16%	3	9%
L McCray	LB		5	7%	25	78%	C Jones	DT		3	5%	8	25%
J Worthy	DT		4	5%			S Paysinger	LB		1	2%	27	84%
C White	CB		2	3%	18	56%	M Hull	LB		1	2%	23	72%
D Williams	SS		1	1%	18	56%	J Lucas	CB				22	69%
R Humber	LB				25	78%	C Chekwa	CB				13	41%
G Sanborn	LS				10	31%	J Denney	LS				10	31%
C Schmidt	P				10	31%	M Darr	P				10	31%
D Carpenter	K				9	28%	A Franks	K				10	31%
C Kouandjio	T				3	9%	K Urbik	C				4	12%

